



@USFFOOTBALL

Sept. 2, 2019

UNIVERSITY OF SOUTH FLORIDA BULLS FOOTBALL

TAMPA, FLORIDA

23rd SEASON • 15 WINNING SEASONS • 10 BOWL GAMES • 6 BOWL VICTORIES • 30 NFL DRAFT PICKS • 14 ALL-AMERICA SELECTIONS • REACHED NO. 2 RANKING IN 2007

2019 USF GAME NOTES

GAME 2 • @GEORGIA TECH

USF DRIVE STARTERS

- ✓ Bulls looking to end seven-game losing skid, defeat Tech for second straight season.
✓ Bulls trailed Tech by 10 in 4th QT last season before scoring 21 straight to pull out the win.
✓ Transfer LB Patrick Macon logs huge 15 tackle, 4.0 TFL game in FBS debut, ranks among top nationally.
✓ Senior leaders look to spearhead rebound from season-opening loss to Wisconsin.
✓ New offensive coordinator Kerwin Bell looks to get offense going under senior QB Barnett.
✓ Bigger, stronger Bulls D posts 11 TFL in debut.
✓ Projected top NFL TE pick Wilcox needs three catches to own all USF TE records.

USF (0-1; 0-0 American) at Georgia Tech (0-1; 0-1 ACC)

Saturday, Sept. 7 • 2:00 P.M. • Atlanta, Ga. • Bobby Dodd Stadium (55,000)

SURFACE: Bermuda Grass
TV: ACC Network: Wes Durham (p-by-p), Roddy Jones (analyst) & Eric Wood (sideline)
RADIO: USF Radio Network (1250 AM)
AUDIO STREAM: iHeartRadio - Bulls Unlimited
SERIES: USF leads, 1-0
IN TAMPA: 1-0, W, 49-38 in 2018
IN ATLANTA: First Meeting
LAST: USF, W, 49-38 in 2018 in Tampa
USF VS. ACC: 8-10
LAST: W, 49-38, vs. Georgia Tech in 2018



USF RANKINGS (CFP/AP/COACHES): NR/NR
HEAD COACH:Charlie Strong (C. Arkansas, '82)
RECORD AT USF:17-9 (3rd)
CAREER RECORD:70-46 (10th)



GEORGIA TECH RANKINGS (CFP/AP/COACHES): -/-
HEAD COACH:Geoff Collins (W. Carolina, '92)
RECORD AT GT:0-1 (1st year)
CAREER RECORD:15-11 (3rd year)

@USFFOOTBALL @COACHSTRONG_USF @USFATHLETICS #HORNSUP #GOBULLS #BULLSTRONG

2019 SCHEDULE

Table with columns: DATE, OPPONENT, KICK/RESULT, TV, RADIO, NOTABLE. Lists 12 games from August to December.

USF STATISTICAL LEADERS

RUN: McCloud: 3 carries, 23 yds, 0 TD, 23.0 ypg
PASS: Barnett: 43%, 109 yds, 0 TD, 2 INT, 109 ypg
REC: Cronkrite: 3 rec, 23 yds, 0 TD, 23.0 ypg
SCORING: None
TACKLES: Macon (15.0 tpg)
TFL: Macon (4.0 TFL)
SACKS: Livingstone, Macon & Reaves, 1.0
INT: None
USF CAPTAINS: Game-by-Game

USF RADIO NETWORK

FLAGSHIP: 95.3 FM/620 AM WDAE (TAMPA)
IHEART RADIO (DIGITAL) - BULLS UNLIMITED
Jim Louk, play-by-play Sam Barrington, analyst
Joey Johnston, sideline
PREGAME SHOW (2 HRS PRIOR TO KICK)
Jim Lighthall, Jay Recher & Darek Sharp
USF FOOTBALL RADIO SHOW
Live weekly, 7-8 p.m. from World of Beer on Fowler Ave.
Thursdays on Saturday game weeks
Tuesdays on mid-week game weeks

FIND US ON SOCIAL MEDIA

Twitter: @USFFOOTBALL, @CoachStrong_USF
Instagram: USFFOOTBALL
Facebook: facebook.com/SouthFloridaFootball
#GoBulls; #HornsUp; #BullStrong

USF ATHLETIC COMMUNICATIONS

4202 E. Fowler Ave., ATH 100, Tampa, FL 33620
OFFICE: 813-974-2125 WEB: GoUSFBulls.com
Brian Siegrist, Associate AD for Communications
O: (813) 974-4086 | C: (813)-293-3897 | siegrist@usf.edu
Jay D'Abramo Asst. Director of Communications
O: (813) 974-7099 | C: 813-210-7333 | Jdabramo@usf.edu



GAME DAY AT GEORGIA TECH

USF will play its first ever game in Atlanta, just a six-hour drive up I-75 from Tampa, and just its second ever in the state of Georgia (L, 28-23, at Georgia Southern in 1998) when the Bulls play the second game of a home-and-home series with Georgia Tech. The Bulls will look to end a seven-game losing skid and defeat Tech for the second straight season after overcoming a 10-point fourth quarter deficit to the Yellow Jackets to win in Tampa, 49-38, last year.

■ MACON NOISE: Senior transfer linebacker Patrick Macon (Oklahoma St.) had a huge debut in his first action at the FBS level. Macon spent two years at OSU, after a season at Arizona Western CC, but didn't see the field due to injuries. Macon led USF with 15 tackles, 4.0 TFL, one sack and a forced fumble in the 2019 opener vs. Wisconsin. He ranks tied for first nationally in TFL and sixth in tackles after the opening week.

■ VS THE POWER 6 & BIG TEN: USF has won five of its last six games vs. non-con Power 6 opponents, including wins vs. Georgia Tech and at Illinois last year, and has claimed victory in seven of its last nine such meetings. USF is 8-10 all-time vs. ACC teams, with wins over Tech, Clemson (2010), Florida State (2009), North Carolina (2006 & 2007), NC State (2008) and Syracuse (2015, 2016), and road wins at Florida State, North Carolina, NC State and Syracuse. The Bulls won, 45-20, in their last road trip to an ACC opponent at Syracuse in 2016.

■ RECORD WHEN: The Bulls are 52-49 (51.4%) in day games and 64-30 (68.0%) in hot weather games (80+ degrees), winning 13 of their last 15, including 49-38 vs. Georgia Tech in a game played in 85 degree weather last year.

USF QUICK FACTS

HEAD COACH CHARLIE STRONG

Years Coached: _____ 10th season (3rd at USF)
Alma Mater: _____ Central Arkansas, '82
 _____ three-time all-conference defensive back
Career Record: _____ 70-46 (11th)
Record at USF: _____ 17-9 (3rd)
American Conf. Record: _____ 16-8 (4th yr; 1 at UL)
Career Bowl Record: _____ 4-4

USF COACHING STAFF (game location)

Brian Jean-Mary (**Field**) Def. Coord. /Asst. HC/LBs
 Kerwin Bell (**Field**) Off. Coord./QBs
 Justin Burke (**Press Box**) Tight Ends/Special Teams
 Sean Cronin (**Press Box**) Outside Linebackers
 Jeremy Darveau (**Field**) Offensive Line
 Steve Ellis (**Field**) Defensive Backs
 Bryan Hill (**Press Box**) Safeties
 Shaun King (**Field**) Running Backs
 Paul Spicer (**Field**) Defensive Line
 Charlie Williams (**Field**) Wide Receivers
 Pat Moorer (**Field**) Strength & Conditioning
Analysts: Kade Bell, Trent Earley, Lindsey Lamar,
 Jamey McClendon, Andrew Robestelli, Auggie Sanchez
Graduate Assistants: Demarco Cobbs,
 Emilio Nadelman, John Peacock, Jonathan Pearce

IN THE PRESS BOX

OFFENSE: Justin Burke

DEFENSE: Sean Cronin & Bryan Hill

UNIVERSITY QUICK FACTS

Location: Tampa, Fla. **Enrollment:** 50,577
Nickname: Bulls **Colors:** Green & Gold
Conference: American Athletic
President: Dr. Steven C. Currall
Athletic Director: Michael Kelly
Football Office Phone: 813-974-7170

TEAM OVERVIEW

2018 Overall Record: 7-6
2018 American Athletic Record: 3-5
Bowl Game: Gasparilla Bowl (Lost)
Starters Returning/Lost: 16/8
Offense: 9/2 **Defense:** 5/6
Special Teams: 2/0
Lettermen Returning/Lost: 39/22
Offense: 20/8 **Defense:** 16/13
Special Teams: 3/1

FOOTBALL HISTORY

First Year: 1997
First Year in FBS: 2000
Record (years): 153-112 (23rd season)
FBS Record (years): 133-99 (20th season)
Bowl Appearances/Record: 10 (6-4)
Last Bowl Appearance: 2018 Gasparilla (L, Marshall)
First Team All-Americans: 6
First Team All-Conference: 32

STADIUM INFORMATION

Name: Raymond James Stadium
Capacity: 65,857 **Surface:** Tifway Bermuda 419
Record At Ray Jay: 88-43 (.671)

THE PROGRAM

In its 23rd season and 20th at the FBS level, USF Football has made 10 bowl appearances, including a current string of four straight and every season between 2005-10 (6 straight). USF has won six bowl games and has produced 14 All-America selections, 30 NFL Draft picks and reached the No. 2 ranking in the Associated Press Poll in 2007.

LAST TIME OUT

BULLS FALL IN OPENER VS. #19/17 WISCONSIN

In front of a crowd of 46,704 in Raymond James Stadium and after a lightning delay of 55 minutes, USF couldn't get its offense going and gave up big plays to Heisman Trophy candidate Jonathan Taylor (4 TDS) as the Badgers posted just the fourth shutout vs USF in program history to claim a 49-0 victory.

- USF lost its first season opener since 2013 and saw its losing streak extend to seven games.
- USF failed to score for the first time since a 16-0 loss to UCF in 2014. The 49-0 margin marked the largest margin of defeat in program history, surpassing a 39-point loss (42-3) at Arkansas in 2002.
- Patrick Macon led USF with 15 tackles, 4.0 TFL, a sack and a forced fumble, the most tackles by a Bull since De De Lattimore posted 18 at Rutgers in 2013.
- Jonathan Taylor finished with 135 yards on 16 carries (8.4) and scored on runs of 38, 37 and 12 yards. He also caught a 36 yard TD pass to record 4 TD on the day.
- USF managed 157 yards of offense, rushing for 26 yards, and committed three turnovers.
- Wisconsin took a 14-0 lead off a strip and score of Barnett at the USF 16. UW's three second half TD drives all took four plays or less and lasted 1:32 or less.

USF NUMBERS TO KNOW

46,704 - Home crowd for USF's season opener vs. Wisconsin, including 9,000 USF students, near a lower bowl sellout (48,007) in Raymond James Stadium.

9,264 - Distance that Trent Schneider, a 29-year-old, left-footed punter from Sydney, Australia, is from home.

3,173 - USF set a program record posting 3,173 yards through the air in 2018.

2,710 - Passing yards for Blake Barnett in 2018. He was on pace for the first-ever 3,000-yard passing season at USF before missing two of the final four games with injuries.

1,121 - Rushing yards for SR RB Jordan Cronkrite, in 2018, the 9th 1,000-yard season in program history. He posted five straight 100-yard games in 2018 to equal the USF record streak.

523.9/52.0 - OC Kerwin Bell led Valdosta State to the Div. II national title in 2018 as his offense averaged 523.9 ypg and 52.0 ppg.

411 - SR QB Blake Barnett passed for 411 yards vs. Illinois in 2018, the second-best total in USF history.

302 - USF and American Conference record rushing yards posted by SR RB Jordan Cronkrite in 2018 at UMass.

150 - In 2018, USF became the fastest collegiate program in state of Florida history to reach 150 wins.

100 - SO WR Randall St. Felix posted four 100-yard receiving games in 2018, including a USF bowl record 165 yards & two TD in the Gasparilla Bowl.

98 & 97 - KR Terrence Horne tied an NCAA record in 2018 with two kickoff returns for TDs (98 & 97 yds) vs. Georgia Tech. His 264 kickoff return yards in the game set a USF record. He missed the bulk of the 2018 season after tearing his ACL in practice prior to the ECU game.

89 - SR DE Greg Reaves posted a career-best 89 tackles in 2018 as he played the last seven games of the year at linebacker, including posting a career-best 14 tackles in the Gasparilla Bowl.

83.3 - Walk-on JR kicker Coby Weiss made 15 of 18 field goals (83.3 %) in 2018 and to ranks 4th in the AAC and 19th nationally. He was 10-of-10 under 30 yards.

43/540 - SR TE Mitchell Wilcox, a Mackey Award candidate, set a USF TE seasons record in 2018 with 43 catches for 540 yards to finish second on the team in both categories. He needs just 3 catches to set the USF TE career reception record and own every TE record.

38.1 - USF is averaging 38.1 ppg while going 13-5 in its last 18 games away from Tampa.

26.8 - Kickoff return average in 2018 for sophomore Bentlee Sanders who led USF with 349 kick return yards and had returns of 62 and 46 yards.

22 - USF is 22-10 in American Athletic Conference games over the last four seasons, the second-best record of any team over that span. The Bulls are 15-5 against the East Division in the last three years.

20 - USF checked in at No. 20 in the Coaches poll in Week 9 of the 2018 season. The winningest era of USF football includes a program-record run of 20 straight weeks ranked in the Top 25 (2016-17), four straight bowl game appearances and two bowl victories over Power 5 opponents.

21 - USF collected 21 turnovers in 2018.

18 - Number of passes defended recorded by Mike Hampton in 2018, to rank ninth nationally and come one short of tying the USF season record.

15 - Number of tackles recorded by LB Patrick Macon in his USF debut, the most for a Bull since 2013.

10.0 - Number of tackles for loss recorded by SR DE Kirk Livingstone in 2018 to lead USF. He has 21.0 TFL and eight sacks on his career.

14-1 - USF is 14-1 under Charlie Strong when rushing for 200 yards in a game, falling for the first time at Houston, and 14-1 when outrushing an opponent under Strong.

12/9 - USF has 12 players on the roster that transferred from Power 5 schools, nine of those are currently in the depth chart.

6 - USF had a 100-yard rusher in six straight games in 2018 to tie a program record.

5 - USF returns all five starters on the offensive line from the 2018 Gasparilla Bowl. Seniors Marcus Norman (RT) and William Atterbury (LT) have combined to start 57 games.



EXCLUSIVE DEBUT OF ADIDAS WVN A1 UNIFORM

When USF football opened the 2019 season in an ESPN primetime clash with Wisconsin, the Bulls were clad in the new adidas WVN A1 uniform, the newest creation in the adidas A1 uniform franchise.

USF was selected to debut the latest addition to the adidas A1 uniform franchise and will be the only team in the nation wearing the WVN A1 uniform, adidas' lightest weight game uniform.

The advanced technology in the four-way stretch woven fabric combined with stretch mesh paneling throughout the jersey and pant provides for an elevated range of motion, compression fit and superior ventilation. Rigid mesh at key vent zones around the shoulder pads provides AERO.RDY breathability.



#BULLSTRONG: INSIDE USF FOOTBALL

Shot and produced by 20-time Emmy-winning Awesome Films, #BULLSTRONG: Inside USF Football takes fans inside the program with stunning cinematography and unprecedented access. The show, was the winner of the Outstanding Program Series award at the 2017 SVG/NACDA College Sports Media Awards and won a Florida broadcasting Emmy.

AIR TIMES: EACH GAME WEEK: FOX Sports Florida Thursdays at 4:30 p.m. (Spectrum CH: 39 & 1149 HD; Verizon FiOS CH: 77 & 577; DirecTV 654; Dish Network 423 SD; 373 HD

MOR-TV: Saturdays at noon (Charter/Spectrum CH 12/HD 1012; Verizon FiOS Ch 12/HD 512; Comcast 12/HD 437 ; Xfinity CH 4 in Sarasota; DirecTV CH 32 & 32-1; Over the air CH 32.1

OPPONENT PREVIEW: GEORGIA TECH, USF LEADS SERIES, 1-0

Georgia Tech opened the 2019 season under first-year head coach Geoff Collins with a 52-14 loss at Clemson. Tech posted a 7-6 (5-3 ACC) record last year running an option attack under coach Paul Johnson. They lost to Minnesota, 34-10, in the Quick Lane Bowl. Tech has switched to a spread pro-style attack and a 4-2-5 defense under Collins.

- Tech head coach Collins previously led Temple for two seasons, posting a 15-10 record and going 1-1 against USF - posting a 27-17 victory last year in Philadelphia and falling 43-7 in 2017 in Tampa.
- Tech posted 294 yards on offense vs. Clemson, running for 157 (led by Jordan Mason's 13 carries for 72 yards and 1 TD) and passing for 137 (James Graham going 4-of-7 for 72 yards and 1 TD).
- Clemson posted 632 yards of offense, including 411 rushing yards led by Travis Etienne posting 205 yards and three TD on 12 carries.
- Tech recorded two interceptions and recovered a fumble and was led on defense by six tackles from defensive backs Kaleb Oliver, Tariq Carpenter and Charlie Thomas.

LAST TIME VS GEORGIA TECH

USF improved to 2-0 to start the 2018 season with a 49-38 victory over Georgia Tech before a crowd of 34,182 in Raymond James Stadium.

■ Led by QB Blake Barnett, the Bulls overcame a 10-point deficit entering the 4th quarter and posted 21 straight points for the victory. Barnett hit Terrence Horne for a 3-yard TD pass and scored on runs of 19 and 5 yards, the last coming with 2:13 to play, to seal the win.

■ Freshman Terrence Horne tied an NCAA record by posting kickoff returns for touchdowns on back-to-back returns of 97 and 98 yards in the first quarter. Tech led, 17-14, at the end of the first quarter despite Horne's efforts.

■ Nico Sawtelle recovered a fumble at the USF 12 with the Bulls trailing 38-35 in the fourth quarter and intercepted a pass late in the game to protect a 42-38 lead.

■ Ronnie Hoggins led USF with 10 tackles and had an interception, as USF collected three turnovers in the game.

Team Statistics (Final)
2017 USF FOOTBALL
Georgia Tech vs USF (Sep 08, 2018 at Tampa, Fla.)

	GT	USF
FIRST DOWNS	27	29
Rushing	19	13
Passing	6	13
Penalty	2	3
NET YARDS RUSHING	419	219
Rushing Attempts	57	43
Average Per Rush	7.4	5.1
Rushing Touchdowns	4	3
Yards Gained Rushing	435	236
Yards Lost Rushing	16	17
NET YARDS PASSING	183	207
Completions-Attempts-Int	9-18-2	21-31-1
Average Per Attempt	10.2	6.7
Average Per Completion	20.3	9.9
Passing Touchdowns	1	2
TOTAL OFFENSE YARDS	602	426
Total offense plays	75	74
Average Gain Per Play	8.0	5.8
Fumbles: Number-Lost	1-1	0-0
Penalties: Number-Yards	8-80	5-36
PUNTS-YARDS	2-72	3-116
Average Yards Per Punt	36.0	38.7
Net Yards Per Punt	36.0	28.3
Inside 20	1	0
50+ Yards	1	0
Touchbacks	0	1
Fair catch	0	1
KICKOFFS-YARDS	7-404	8-468
Average Yards Per Kickoff	57.7	58.5
Net Yards Per Kickoff	16.1	35.5
Touchbacks	1	2
Punt returns: Number-Yards-TD	1-114-0	1-0-0
Average Per Return	11.0	0.0
Kickoff returns: Number-Yds-TD	6-134-0	6-266-2
Average Per Return	22.3	44.3
Interceptions: Number-Yds-TD	1-40-0	2-24-0
Fumble Returns: Number-Yds-TD	0-0-0	1-0-0
Miscellaneous Yards	0	0
Possession Time	35:32	24:28
1st Quarter	10:10	4:50
2nd Quarter	6:05	8:55
3rd Quarter	10:34	4:26
4th Quarter	8:43	6:17
Third-Down Conversions	3 of 12	6 of 11
Fourth-Down Conversions	2 of 3	1 of 2
Red-Zone Scores-Chances	4-6	4-6
Touchdowns	3-6	5-6
Field goals	1-6	0-6
Sacks By: Number-Yards	2-10	2-10
PAT Kicks	5-5	7-7
Field Goals	1-1	0-0

Georgia Tech

Rushing	No.	Gain	Loss	Net	TD	Lg	Avg
MARSHALL.T.	13	125	12	113	1	45	8.7
OLIVERT, J.	18	97	0	97	3	15	5.4
MASON, J.	13	96	1	95	0	46	7.3
SEARCY, Q.	3	52	0	52	0	28	17.3
BENSON, K.	5	44	3	41	0	16	8.2
COTTRELL, N.	4	20	0	20	0	8	5.0
HOWARD, J.	1	1	0	1	0	1	1.0
Totals	57	435	16	419	4	46	7.4

Passing	C-A-I	Yds	TD	Long	Sack
MARSHALL.T.	9-18-2	183	1	81	2
Totals	9-18-2	183	1	81	2

Receiving	No.	Yards	TD	Long
LYNCH, C.	3	111	1	81
SEARCY, Q.	2	39	0	21
CARTER, M.	1	13	0	13
CAMP, J.	1	8	0	8
STEWART, B.	1	6	0	6
COTTRELL, N.	1	6	0	6
Totals	9	183	1	81

USF

Rushing	No.	Gain	Loss	Net	TD	Lg	Avg
BARNETT, Blake	15	97	11	86	2	22	5.7
BELL, Duran	12	71	2	69	1	16	5.8
CRONKRITE, J.	9	43	4	39	0	14	4.3
SANDS, Trevon	4	11	0	11	0	4	2.8
HORNE, Terrence	2	8	0	8	0	7	4.0
McCANTS, Tyre	1	6	0	6	0	6	6.0
Totals	43	236	17	219	3	22	5.1

Passing	C-A-I	Yds	TD	Long	Sack
BARNETT, Blake	21-31-1	207	2	24	2
Totals	21-31-1	207	2	24	2

Receiving	No.	Yards	TD	Long
McCANTS, Tyre	10	104	0	24
SALOMON, Darnel	3	37	1	18
ST.FELIX, R	3	23	0	13
WILCOX, Mitch	2	28	0	15
HORNE, Terrence	2	11	1	8
CRONKRITE, J	1	4	0	4
Totals	21	207	2	24

AMERICAN CONFERENCE

School	CONF	OVERALL	STREAK
EAST			
UCF	0-0	1-0	W1
Temple	0-0	1-0	W1
Cincinnati	0-0	1-0	W2
UConn	0-0	1-0	W1
USF	0-0	0-1	L7
East Carolina	0-0	0-1	L3
WEST			
Memphis	0-0	1-0	W1
Tulane	0-0	1-0	W3
SMU	0-0	1-0	W1
Navy	0-0	1-0	W1
Houston	0-0	0-1	L1
Tulsa	0-0	0-1	L1

AMERICAN CONFERENCE SCHEDULE

SATURDAY - SEPTEMBER 7	TIME	TV
CINCINNATI AT OHIO STATE	12:00 P.M.	ABC
SOUTHERN AT MEMPHIS	12:00 P.M.	
USF AT GEORGIA TECH	2:00 P.M.	ACC NET
ILLINOIS AT UCONN	3:30 P.M.	CBSN
GARDNER-WEBB AT ECU	6:00 P.M.	ESPN3
NORTH TEXAS AT SMU	7:00 P.M.	ESPN3
UCF AT FLORIDA ATLANTIC	7:00 P.M.	CBSN
TULANE AT AUBURN	7:30 P.M.	ESPN2
PRAIRIE VIEW A&M AT HOUSTON	8:00 P.M.	ESPN3
TULSA AT SAN JOSE STATE	9:00 P.M.	ESPN3

AMERICAN ATHLETIC CONFERENCE 2019 BOWL COMMITMENTS

DXL Frisco Bowl
American vs. Sun Belt
Friday, Dec. 20, 7:30 p.m. ET
Frisco, Texas
ESPN2

AutoNation Cure Bowl
American vs. Sun Belt
Saturday, Dec. 21, 2:30 p.m. ET
Orlando, Fla.
CBS Sports Network

Cherubundi Tart Cherry Boca Raton Bowl
American vs. MAC
Saturday, Dec. 21, 3:30 p.m. ET
Boca Raton, Fla.
ABC

Bad Boy Mowers Gasparilla Bowl
American vs. Conference USA
Monday, Dec. 23, 2:30 p.m. ET
Tampa, Fla.
ESPN

Hawaii Bowl
American vs. BYU
Tuesday, Dec. 24, 8 p.m. ET
Honolulu, Hawaii
ESPN

Military Bowl presented by Northrup Grumman
American vs. ACC
Friday, Dec. 27, noon ET
Annapolis, Md.
ESPN

Jared Birmingham Bowl
American vs. SEC
Thursday, Jan. 2, 3 p.m. ET
Birmingham, Ala.
ESPN

COLLEGE FOOTBALL PLAYOFF
The 2019 College Football Playoff will hold semifinal games at:
Fiesta Bowl
Saturday, Dec. 28, 4 or 8 p.m. ET on ESPN
Chik-fil-A Peach Bowl
Saturday, Dec. 28, 4 or 8 p.m. ET on ESPN
The 2019 College Football National Championship Game will be at:
Mercedes-Benz Superdome
New Orleans, La.
Monday, Jan. 13, TBA on ESPN

NEW YEAR'S SIX
If the American Athletic Conference champion is not selected for the CFP but is the highest-ranked team among the champions of Conference USA, the Mid-American Conference, the Mountain West and the Sun Belt, it would play in the Goodyear Cotton Bowl Classic:

Goodyear Cotton Bowl Classic
New Year's Six Bowl
Saturday, Dec. 28, noon ET
Arlington, Texas
ESPN

TAPPING TRANSFER TALENT

USF has had a history of transfers finding success in Tampa. Currently 12 players on the roster entering 2019 transferred to the Bulls from Power 5 schools. Nine of those players are currently in the two deep (5 on Offense, 4 on defense), with the potential for two more could join them soon, and are expected to be significant contributors on the field.

P5 Transfers That Started Game 1 (7)

Jordan Cronkrite	RB	Florida
Devins Studstill	S	Notre Dame
KJ Sails	DB	North Carolina
Blake Barnett	QB	Arizona State
Eddie McDoom	WR	Michigan
Darius Slade	DE	Arizona State
Patrick Macon	LB	Oklahoma State

Transfers Currently on the Depth Chart

Jarrett Hoppie	OL	Virginia Tech
Jacob Mathis	TE	Ole Miss

Other P5 Transfers

Augie DeBiase	QB	Miami
Ryan Thaxton	DE	Tennessee
Latrell Williams	WR	Tennessee

Other Transfers on Depth Chart

Bryce Miller	WR	Southeastern
Blake Green	DT	NW Missouri St.
Trent Schneider	P	Santa Barbara City
Coby Weiss	K	Tennessee State

Recent Notable Transfers

- Marquez Valdes-Scantling WR NC State
- Set season receiving record, drafted by Packers
- Rodney Adams WR Toledo
- Drafted by Vikings
- Aaron Lynch DE Notre Dame
- Drafted by 49ers
- Jason Pierre-Paul DE Fort Scott CC
- Drafted by Giants



DID YOU KNOW?

- Head coach **Charlie Strong** loves ice cream, particularly Blue Bell chocolate, and eats it daily.
- SR TE **Mitchell Wilcox** is physical and loves contact, in fact he posted 61 tackles and 17.5 TFL in his senior year of HS. His father, Charles, served in the U.S. Coast Guard. The family has an ice cream scoop that has been passed down through the family and is reinforced by the end of a shovel handle.
- SR TE **Mitchell Wilcox** is the ping-pong champion of the current Bulls locker room but still has not claimed the crown for Selmon Athletics Center, that is held by former Bulls' kicker and current GA Emilio Nadelman.
- SR TE **Mitchell Wilcox** was the team belly flop champion at the 2018 Gasparilla Bowl, using a long perfected technique. His parents, Carole and Chuck, attended the very first USF game in 1997.
- SR DE **Greg Reaves** played safety in high school. He joined USF as a walk-on, earning a scholarship prior to the 2017 season. Reaves plays the saxophone and likes to play Christmas songs.

- FR WR **Terrence Horne** was the 100-meter champion in the 2018 FHSAA 4A State Track and Field Championships. He has a career-best time of 10.29.
- JR P **Trent Schneider** is a 29-year-old native of Sydney, Australia who worked construction for eight years before the former soccer goalkeeper became a college punter.
- SR LB **Nico Sawtelle** plays the piano. He can still pick up sheet music and play and likes to play "Piano Man" and the Charlie Brown theme song.
- SR QB **Blake Barnett** is married to a professional surfer, Maddie. They were engaged in 2015 and have an infant son, Brooks. Blake also surfs.
- SR QB **Blake Barnett's** father, Lance, was a professional motocross racer when Blake was young and Blake rode motocross from the ages of 5 to 12. He went through five motorcycles as he advanced levels.
- SR RT **Marcus Norman's** father, Winston, is a native of England and his mother, Phillippa, hails from Jamaica, where Norman has visited often throughout his life.

PROGRAM ON A ROLL

FASTEST TO 150 WINS

With a victory over ECU (Sept. 22), USF became the fastest Florida FBS program to reach 150 wins.

STATE OF FLORIDA FBS PROGRAMS

School..... Game Reached

150th Win/Games

USF 4th game of 2018150/255 (.588)
 Florida..... 1st game of 1937150/258 (.581)
 Miami..... 5th game of 1955150/267 (.562)
 Florida St. 10th game of 1975150/292 (.513)
 UCF 9th game of 2005150/294 (.510)
 FAU & FIU have not reached 150 wins

BULLS POST BEST 4-YEAR WIN TOTAL

USF has posted the program's best-ever win total (36) over four seasons. The Bulls surpassed the previous program record in the 44th game of the current four-year period, surpassing the 34 wins (34-18 (65.0%)) posted from 2006-09 in a span of 52 games.

WINNINGEST ERA IN USF HISTORY

USF is experiencing the most successful era in the 22 years of the existence of the football program.

MOST WINS & BEST RECORD OVER 3 SEASONS

Record.....Period..Win %
 29-92015-17 ...76.3%
 28-102016-18 ...77.8%
 26-132006-0866.6

MOST WINS & BEST RECORD OVER 4 SEASONS

Record.....Period.....Win %.....Bowls
 36-152015-18.....70.5%3
 34-182006-0965.0%4

MOST WINS IN A SEASON

Record.....Period..Win %
 11-22016 ...84.6%
 10-22017 ...83.3%
 9-22002 ...81.8%
 9-42007 ...69.2%
 9-42006 ...69.2%

2ND BEST RECORD IN THE AMERICAN

USF has gone 22-10 in American Athletic Conference games the last four seasons. The Bulls are 12-4 at home during that span and 15-5 vs. East Division foes in the last three years.

Top American Conference Records (Last 4 Seasons)

Temple24-8
 USF22-10
 Houston22-10
 Memphis21-11
 Navy20-12
 UCF20-12

LETTERMEN RETURNING (39)

OFFENSE (20)

Quarterback (1): Blake Barnett
Running Back (4): Jordan Cronkrite, Johnny Ford, Trevon Sands, Dave Small
O-Line (7): William Atterbury, Brad Cecil, Demetris Harris, Donovan Jennings, Marcus Norman, Hal Roberson, Michael Wiggs
Tight End (3): Mitchell Wilcox, Fredrick Lloyd, Jacob Mathis

Wide Receiver (5): Stanley Clerveaux, Jernard Phillips, Zion Roland, Odunayo Seriki, Randall St. Felix

DEFENSE (16)

End (3): Darrien Grant, Kirk Livingstone, Greg Reaves
Tackle (4): Tyrone Barber, Kevin Kegler, Kelvin Pinkney, Rashawn Yates
Linebacker (4): Dwayne Boyles, Antonio Grier, Andrew Mims, Nico Sawtelle
Defensive Back (5): Vincent Davis, Mike Hampton, Mekhi LaPointe, Nick Roberts, Bentlee Sanders

SPECIAL TEAMS (3)

Placekicker: Coby Weiss
Punter: Trent Schneider
Long Snapper: Ian Deneen

LETTERMEN LOST (22)

OFFENSE (8)

Quarterback (2): Brett Kean, Chris Oladokun
Running Back (1): Davion Sutton
O-Line (1): Eric Mayes
Tight End (0): -

Wide Receiver (4): Deangelo Antoine, Ryeshene Bronson, Tyre McCants, Darnell Salomon

DEFENSE (13)

End (3): Josh Black, Juwuan Brown, Vincent Jackson,
Tackle (2): Brandon Boyce, Kevin Bronson
Linebacker (3): Jeffery Farrar, Keirston Johnson, Khalid McGee
Defensive Back (5): Chris Barr, Naytron Culpepper, Ronnie Hoggins, Jaymon Thomas, Mazzi Wilkins

SPECIAL TEAMS (1):

Kickoff Specialist: Jake Stone

LETTERMEN AT A GLANCE

OFFENSE:	Returning: 20	Lost: 8
DEFENSE:	Returning: 16	Lost: 13
SPECIAL:	Returning: 3	Lost: 1
TOTAL:	Returning: 39	Lost: 22

STARTERS AT A GLANCE

OFFENSE:	Returning: 9	Lost: 2
DEFENSE:	Returning: 5	Lost: 6
SPECIAL:	Returning: 2	Lost: 0
TOTAL:	Returning: 16	Lost: 8

STARTERS RETURNING (16)

(Number of 2018 starts)
OFFENSE (9): William Atterbury, G (13); Marcus Norman, T (13); Jordan Cronkrite, RB (11); Demetris Harris (11); Mitchell Wilcox, TE (11); Blake Barnett, QB (10); Stanley Clerveaux, WR (10); Randall St. Felix, WR (10); Brad Cecil, C (7)
DEFENSE (5): Greg Reaves, DE (13), Kirk Livingstone, DE (12); Mike Hampton, CB (11); Nick Roberts, S (11); Kevin Kegler, DT (10)
SPECIAL TEAMS (2): Trent Schneider, P (13); Coby Weiss, K (11)

RETURNERS WITH STARTING EXPERIENCE

(Number of career starts)
OFFENSE (6): Michael Wiggs, C (6); Donovan Jennings, T (4); Hal Roberson, OL (2); Trevon Sands, RB (2); Johnny Ford, RB (1); Jacob Mathis, TE (1)
DEFENSE (8): Nico Sawtelle, LB (18); Mekhi LaPointe, S (4); Kelvin Pinkney, DT (4); Vincent Davis, DB (3); Dwayne Boyles, LB (2); Bentlee Sanders, S (2); Rashawn Yates, DT (2); Tyrone Barber, DT (1)

STARTERS LOST (8)

OFFENSE (2): Tyre McCants, WR (13); Eric Mayes (9),
DEFENSE (6): Ronnie Hoggins, CB (13); Khalid McGee, LB (11); Mazzi Wilkins, CB (11); Kevin Bronson, DT (9); Josh Black, DE (7); Jaymon Thomas, S (6)
SPECIAL TEAMS (0): -

2019 SEASON STORY LINES

■ **Coaching Staff Changes:** Head coach Charlie Strong welcomed five new coaches in the offseason, highlighted by offensive coordinator Kerwin Bell. Offensive line coach Jeremy Darveau also joined the offense and USF added three new defensive coaches: defensive backs coach Steve Ellis, safeties coach Bryan Hill and defensive line coach Paul Spicer.

■ **OC Bell Set to Score Fast:** After leading Valdosta State to a Division II National Championship with the nation's top scoring offense (52.0 ppg), new offensive coordinator Kerwin Bell takes the reins of the USF offense and will begin developing the Bulls scheme this spring with the mantra "play fast, score faster."

■ **16 Starters/Senior Leaders Return:** USF returns 16 starters, including five seniors on offense and senior leaders Greg Reaves, Kirk Livingstone and Nico Sawtelle on defense.

■ **Nine Starters Return on Offense:** New OC Kerwin Bell will enjoy nine returning starters on offense, including the Bulls' quarterback, top rusher, top receiver, all-conference tight end and four offensive linemen with seven or more starts in 2018.

■ **Barnett at the Reins:** USF entered spring in 2018 looking for a starting QB for the first time since 2015. Blake Barnett firmly established himself as the starter in 2018, making 10 starts and playing in 11 games while passing for 2,710 yards.

■ **Dynamic Runners:** The Bulls return their top three rushers from 2018, led by dynamic backs Jordan Cronkrite (1,121 yds & 9 TD) and Johnny Ford (787 yds & 8 TD) that ranked fifth (6.09) and third (6.84) in yards per carry in The American.

■ **Wilcox & Cronkrite Spurn NFL:** First team all-conference tight end Mitchell Wilcox and 1,000-yard rusher Jordan Cronkrite elected to forego early entry in the NFL Draft to return for their senior campaigns. Wilcox posted a USF tight end record season with 43 receptions for 540 yards, while Cronkrite logged the sixth-best rushing season in program history.

■ **Familiar O-Line Provides Foundation:** The Bulls' five starters on the offensive line for the Gasparilla Bowl all return in 2018. They all started at least 4 games in 2018.

■ **D-Line Matures:** Young Bulls got a lot of experience on the D-line last year. Now, seniors Greg Reaves and Kirk Livingstone lead a group of four players that have played in 22 or more games and six that have played in eight or more.

■ **Special Teams Solid:** USF returns its kicker (Coby Weiss, 15-18 FG), punter (Trent Schneider, 42.9 ypp), leading kick returner (Bentlee Sanders, 26.8 ypr) and expects the return of dynamic returner Terrence Horne (2 TD returns vs. G-Tech).

TOP USF HEAD COACH STARTS:

Entering his third season at the helm, head coach Charlie Strong had posted the best two-year start by a head coach in program history, including going 10-2 with a Birmingham Bowl victory over Texas Tech in his first campaign.

Head Coach	2-Year Record
Charlie Strong	17-8
Jim Leavitt	13-9 (FCS)
Skip Holtz	13-12
Willie Taggart	6-18

VS. RANKED

USF is 0-4 vs. ranked foes under Charlie Strong and 11-26 all-time vs. FBS ranked teams, including a 7-13 mark at home against ranked FBS.

■ The Bulls' last victory over a ranked team came vs. No. 22 Navy (52-45) in 2016.

■ USF downed No. 5 West Virginia (21-13) in 2007 in Raymond James Stadium for the last top 10 foe beaten and highest ever ranked team beaten. The Mountaineers are one of two top 10 ranked FBS foes beaten at home and three overall. USF also downed No. 9 Louisville (45-14) in Raymond James Stadium in 2005 and beat No. 7 West Virginia (24-19) on the road in 2006.

150 YEARS OF COLLEGE FOOTBALL; BULLS FASTEST TO 150 WINS IN FLORIDA

College football is celebrating its 150th anniversary in 2019. The first game was played on Nov. 6, 1869 as Rutgers beat Princeton, 6-4, in New Brunswick, N.J. USF is playing its 20th season of FBS football and 23rd season overall.

■ In 2007, USF became the fastest program in the modern AP Poll Era to go from inception to a Top 10 national ranking as the Bulls were ranked No. 6 in the Week 5 AP Poll in just the program's 11th season. The Bulls would climb all the way to the No. 2 ranking two weeks late in Week 7 to become the fastest to reach a Top 5 ranking.

■ The Bulls have reached a Top 25 ranking in seven seasons, including the last three straight, and have been ranked a total of 49 weeks, including 12 in the top 15.

■ USF has played in a bowl game in four straight seasons and in 10 of the last 14. The Bulls have won eight or more games in 10 FBS seasons and eclipsed nine wins five times.

■ With a victory over ECU last season, the Bulls became the fastest collegiate program in state of Florida history to reach 150 wins.

USF FOOTBALL

Year Started	1997
Seasons Played	23
Games Played	265
Victories	153
Head Coaches	4
Bowl Games	10
Bowl Wins	6

POWER SIX

After wins over Georgia Tech and Illinois in 2018, USF has won five of its last six meetings vs. Power Five opponents and claimed victory in seven of their last nine meetings overall, including a pair of bowl victories. USF's lone losses in its last nine P5 contests came to No. 13 Florida State (55-35) in 2016 and No. 17 Wisconsin (49-0) in Tampa.

ROLLING AT RAY JAY

■ USF has won 20 of its last 26 home games, with 15 wins coming by two touchdowns or more and an average winning margin of 15.6 ppg.

■ USF's current 20-6 home record over the last four seasons is the Bulls' best home stretch since going 19-0 at home across three seasons in 2000-02.

POLL WATCHING

■ USF returned to the Top 20 in the polls for the 32nd week in program history in Week 9 of the 2018 season. It marked the sixth season USF has reached the Top 20 and the third straight in the Top 25.

■ USF has been ranked in the Top 25 in each of the last three seasons, equaling a program record (2007-09).

HOMEGROWN TALENT

USF's recruiting has focused on Florida and the Bay Area and its seven surrounding counties.

■ 91 of the 107 players on USF roster heading into the 2019 season hail from the state of Florida. That represents 88 percent of the roster with Georgia (6 players) being the next closest state in producing current Bulls.

■ The 2019 Bulls' roster features 29 players from the Bay Area, representing 27 percent of the roster. The Miami/Ft. Lauderdale area is next closest with 19 Bulls hailing from the area.

■ Among the Bay Area standouts on the Bulls' roster are 15 players in the depth chart, including Mackey Award candidate Mitchell Wilcox, left tackle William Atterbury, right guard Donovan Jennings, cornerback Mike Hampton, defensive end Greg Reaves, safeties Mekhi LaPointe and Bentlee Sanders, defensive tackles Kelvin Pinkney and Blake Green and cornerback KJ Sails.

SITUATIONAL RECORDS

Under Strong 2019		
vs. Top-25 opponents (AP/Coaches)	0-4	0-1
vs. Top-10 opponents (AP/Coaches)	0-1	0-0
USF Scores First	8-5	0-0
Opponent Scores first	9-3	0-1
USF leads after 1st quarter	8-3	0-0
Opponent leads after 1st quarter	8-5	0-1
USF leads at half	12-3	0-0
Tied at half	2-0	0-0
Opponent leads at half	2-5	0-1
USF leads after 3rd quarter	12-2	0-0
Opponent leads after 3rd quarter	4-5	0-1
Tied after 3rd	1-0	1-0

USF OFFENSE

SCORING: 17 points or less	0-4	0-1
SCORING: 20 or more points	17-4	0-0
SCORING: 30 or more points	13-2	0-0
SCORING: 40 or more points	6-1	0-0
TOTAL OFFENSE: 400 or more yards	15-4	0-0
TOTAL OFFENSE: 500 or more yards	10-1	0-0
TOTAL OFFENSE: 300 yards or less	1-2	0-1
RUSHING: 200 or more yards	14-1	0-0
RUSHING: 300 or more yards	7-0	0-0
RUSHING ATT: 40 or more	14-4	0-0
PASSING: 200 or more yards	10-5	0-0
PASSING: 300 or more yards	4-3	0-0
PASSING ATT: 25 or more	12-7	0-1
1st DOWNS: at least 20	15-4	0-0
3rd DOWNS: convert 40% or more	9-2	0-0
TURNOVERS: two or less	15-5	0-0

USF DEFENSE

SCORING: allow 15 points or less	4-0	0-0
SCORING: allow 20 points or less	8-0	0-0
SCORING: allow 21 points or more	9-8	0-1
TOTAL OFFENSE: 300 yards or less	6-0	0-0
RUSHING: allow 150 yards or less	9-0	0-0
RUSHING: allow 100 yards or less	5-1	0-0
PASSING: allow 150 yards or less	6-2	0-0
PASSING: allow 100 yards or less	3-1	0-0
1st DOWNS: allow 15 or less	3-0	0-0
3rd DOWNS: convert 33% or less	10-3	0-0
TURNOVERS: two or more	10-3	0-0

TEAM COMPARISON

RUSHING YARDS: USF has more	14-1	0-0
PASSING YARDS: USF has more	10-4	0-0
TOTAL YARDS: USF has more	15-3	0-0
TURNOVERS: USF has fewer	9-2	0-0
TIME OF POSSESSION: advantage	6-3	0-0
1ST DOWNS: USF has more	12-2	0-0
PENALTIES: USF has fewer	5-1	0-0
SPECIAL TEAMS SCORE: USF scores TD	2-0	0-0

USF INDIVIDUALS

RUSHING: 100-yard rusher	12-3	0-0
PASSING: 200-yard passer	9-4	0-0
RECEIVING: 100-yard receiver	6-2	0-0
RUSH/PASS: 100-yard rusher/200-yard passer	6-2	0-0

USF LARGEST CROWDS

1. 99,235	at Penn State	Sept. 3, 2005	L, 23-13
2. 90,612	at Florida	Sept. 12, 2010	L, 38-14
3. 83,524	at Florida State	Sept. 26, 2009	W, 17-7
4. 82,617	at Auburn	Sept. 8, 2007	W, 26-23 OT
5. 80,795	at Notre Dame	Sept. 3, 2011	W, 23-20
6. 78,900	at South Carolina	Sept. 18, 2004	L, 34-3
7. 78,111	at Wisconsin	Sept. 27, 2014	L, 27-10
8. 76,780	at Alabama	Aug. 30, 2003	L, 40-17
9. 74,432	at Oklahoma	Sept. 28, 2002	L, 31-14
10. 72,811	at Florida State	Sept. 12, 2015	L, 14-34
11. 70,401	at Michigan St.	Sept. 7, 2013	L, 21-6
12. 69,383	vs. Florida State	Sept. 29, 2012	L, 30-17
13. 67,012	vs. West Virginia	Sept. 28, 2007	W, 21-13
14. 66,469	vs. Miami	Nov. 28, 2009	L, 31-10
15. 65,948	vs. UCF	Oct. 13, 2007	W, 64-12

BOLD = HOME

USF MOVING TOWARD 160,000-SQUARE FOOT USF FOOTBALL CENTER

On Nov. 9, 2017, USF unveiled plans for a 160,000-square foot USF Football Center to be located on campus adjacent to the Lee Roy Selmon Athletics Center. The USF Football Center, which will be a donor-driven project and will expand upon the Morsani Football Practice Complex and feature an 83,000-square foot indoor practice facility housing a 100-yard turf field. The Center will also feature a more than 80,000-square foot, two-level building providing a state-of-the-art home for the entire football program.

USF received a \$5 million gift toward the facility from Pam & Les Muma on Nov. 11, 2017 and has more than \$20 million in commitments toward the facility to date.

Among the highlights in the initial plans by the global design firm HOK:

- A stunning entry lobby and multi-purpose space for recruiting
- Indoor practice facility with a 100-yard turf field
- More than 12,000-square foot football strength and conditioning center
- Nearly 10,000-square foot football locker room
- Players' lounge and adjacent social patio
- Team auditorium with tiered seating
- Sports medicine and rehabilitation facility
- Nutrition center
- More than 12,000 square feet of team and position meeting spaces
- Coaches and staff offices



MACON NOISE!

Graduate transfer linebacker Patrick Macon (6-3, 245) added terrific size and athleticism to what was a thin unit for the Bulls in 2018. He had a stellar debut at USF.

■ Playing in his first game in two seasons and first-ever FBS game, Macon led USF with 15 tackles (10 solo), 4 TFL, 1 FF and one sack vs. Wisconsin (8/30). Macon started at middle linebacker and recorded the most tackles for a Bull in seven seasons (18, DeDe Lattimore, vs. Rutgers in 2013) and most TFL since 2017 (4, Deadrin Senat vs. Houston in 2017).

■ Macon ranks tied for first nationally in TFL (4.0) and sixth in tackles (15.0) after the opening week.

■ Macon was the 2016 NJCAA Defensive Player of the Year after posting 122 tackles, 27.5 TFL, 9 sacks, nine forced fumbles, two fumble recoveries and interception and seven pass breakups in leading Fort Scott CC to an 11-1 record and appearance in the NJCAA title game.

DEFENSE LOGS 11 TFL VS WISCONSIN; TRANSFERS SHINE

Despite a lopsided score vs. the Badgers, a bigger and stronger USF defense did post some positives

■ The Bulls logged 11 tackles for loss and three sacks vs. the Badgers, with seven players getting in on the action. Linebacker Patrick Macon led USF with 4.0 TFL while fellow seniors Greg Reaves and Kirk Livingstone posted two each.

■ Transfers made an instant impact on the defense with four appearing in the starting lineup and six posting tackles, led by Macon's 15 and safety Devin Studstill's five. Macon (MLB), Studstill (S), KJ Sails (CB) and Darius Slade (DE) all started the game. Macon forced a fumble that was recovered by Sails for the Bulls' lone turnover.

■ Transfers combined for 28 tackles, 5.5 TFL, 1 sack, 1 FF & 1 FR vs. Wisconsin.

46,704 TURNOUT FOR 2019 OPENER

USF had an electric crowd of 46,704 for its 2019 season opener vs. No. 17 Wisconsin, which included 10,001 tickets distributed to USF students. The crowd nearly reached a lower bowl sellout of 48,007.

BULLS WILL PLAY ANYONE

USF has built a strong non-conference schedule and an opportunity to put its talent on display in the coming years as head coach Charlie Strong is willing to play anyone who will schedule the Bulls.

■ USF's 17 scheduled non-conference games vs. Power 6 opponents over the next 10 seasons, 14 of those added since January 2018, are tied for the most among American Athletic Conference teams.

■ Six of those opponents can claim a national championship, including 17 for Alabama, and the Bulls will be facing programs during that span that claim a total of 34 national championships.

■ Alabama is the Bulls' sixth future non-conference opponent in the next 10 seasons to rank among the top 25 all-time in Associated Press Top 25 Poll appearances.

■ USF has added non-conference series vs. Alabama (2023, 2024, 2026) Florida (2021, 2022, 2025), Miami (2025, 2027, 2028), (Louisville (2022, 2024, 2026), and NC State (2021, 2024) under Strong.

■ Future non-conference opponents through 2027 also include Texas (2020) Wisconsin (2019), BYU (2019 & 2021) and Boise State (2025, 2027).

■ The Bulls defeated Georgia Tech (49-38) in Tampa and Illinois (25-19) in Chicago in 2018. Illinois marked USF's fourth Big Ten road game in the last six seasons.

■ USF REGULAR SEASON OPPONENTS SINCE 2013: Florida State (2X), Michigan State, Miami, Fla., Maryland (2X), NC State, Syracuse (2X), Georgia Tech, Illinois (2X).

STRONG ADDS FIVE NEW COACHES

Entering the 2019, head coach Charlie Strong has added five new coaches to the Bulls' staff, headlined by the addition of new offensive coordinator/quarterbacks coach Kerwin Bell.

■ The Bulls added two new coaches on the offensive side of the ball. Offensive coordinator **Kerwin Bell** brought with him offensive line coach **Jeremy Darveau** from Valdosta State, where they won the Division II National Championship with the nation's top scoring offense (52.0 ppg) in 2018. The pair worked together for three seasons at Valdosta before coming to USF. Darveau is the sixth offensive line coach in the last seven seasons for the Bulls. Bell also brought along his son, Kade, and Andrew Robustelli from the Valdosta staff. They will serve as offensive analysts at USF.

■ On the defensive side of the ball, defensive coordinator **Brian Jean-Mary** leads the unit for the third season. He will be joined by new coaches **Paul Spicer** (defensive line, previously with the Tampa Bay Buccaneers), **Steve Ellis** (defensive backs, previously at Middle Tennessee State) and **Bryan Hill** (safeties, previously a USF analyst).

BULLS BEEF UP

Charlie Strong made it an emphasis at the end of the 2018 season, the Bulls had to get bigger and stronger, particularly along the lines.

"We've put up big numbers" Strong said during fall camp as he was pleased with the transformation.

■ Some notable gainers for the Bulls:

Defensive tackles Kelvin Pinkney (305, +17), Kevin Kegerler (294, +10) and Blake Green (287, +20).

Linebackers Dwayne Boyles (227, +20) & Antonio Grier (222, +12)

Defensive End Kirk Livingstone (275, +12)

Safety Mekhi LaPointe (220, +10)

Offensive lineman Brad Cecil (307, +17)

Quarterback Blake Barnett (225, +10)

STRENGTH NUMBERS UP

The Bulls' final fall max testing revealed some impressive numbers and nice gains for several Bulls.

■ **Top 225 Bench Press reps:**

O-Line (NFL Combine average, 23.6): USF: G Demitris Harris (26, squats 500), T Jarrett Hopple (26), T William Atterbury (25), T Marcus Norman (25, +7 from 2018), G Donovan Jennings (24).

Wide Receivers (NFL Combine average 15): USF Randall St. Felix (17, also squats 490).

Defensive Ends: Darius Slade (25, would have ranked third among DE in 2019 NFL Combine)

Defensive Backs (NFL Combine average 13): Brock Nichols (21, would have ranked third among safeties at 2018 Combine), Mehki LaPoint (17, +10 over 2018), Mike Hampton (15, +10 over 2018), Devin Studstill (15).

TOP RETURNERS FOR 2019 SEASON:

USF will look to build around the following significant returners from the 2018 team.

OFFENSE:

■ Senior quarterback **Blake Barnett** started 10 games and played in 11 in 2018, passing for 2,710 yards (5th on season charts) and completing 61.1% with 12 touchdowns while running for 8 TD.

■ Senior tight end **Mitchell Wilcox**, a first team all-conference selection, returns after strong consideration of entering the NFL Draft. He set USF season TE records with 43 receptions for 540 yards in 2018.

■ Senior running back **Jordan Cronkrite** ran for 1,121 yards and 9 TD in 2018, while sophomore running back **Johnny Ford** posted 787 yards and 8 TD.

■ All five starters on the offensive line from the 2018 Gasparilla Bowl. Right tackle **Marcus Norman** was a second team all-conference selection in 2017 and has started 34 straight games. Right guard **Billy Atterbury** has made 23 straight starts.

■ Sophomore wide receiver **Randall St. Felix** led USF with 679 yards and 4 TD in 2018, averaging 20.6 ypc, which ranked ninth nationally.

DEFENSE:

■ Senior defensive end **Greg Reaves** posted a career-best 89 tackles in 2018 while playing the last 7 games at linebacker. He will move back to defensive end, where he led USF with 14.0 TFL in 2017.

■ Senior defensive end **Kirk Livingstone** led USF with 10.0 TFL in 2018 and added 56 tackles. He has played in 38 career games and has 21.0 TFL and 8 sacks on his career.

■ Junior cornerback **Mike Hampton** posted 18 passes defended (9th nationally (1.4 pdg) while earning honorable mention all-conference honors.

■ Senior linebacker **Nico Sawtelle** started 18 straight games and was leading USF with 7.5 TFL and second with 42 tackles before missing the last seven games of 2018 with a neck/shoulder injury. He brings 112 tackles and 12.0 TFL into 2019.

■ Sophomore safety **Nick Roberts** led USF with three interceptions and was fourth with 72 tackles in 2018.

SIGNIFICANT LOSSES FROM 2018 TEAM

USF will look to replace the following significant losses from the 2018 team.

OFFENSE:

■ Wide receiver **Tyre McCants** led USF with 59 receptions and posted 622 yards and 3 TD in 2018. He posted 127 catches, 1,856 yards and 16 TD on his career, all among the top four on USF career charts.

DEFENSE:

■ Linebacker **Khalid McGee** led USF with 111 tackles and added 6.5 TFL in his first season as a starter at linebacker in 2018.

■ Cornerback **Ronnie Hoggins** was third on the team with 82 tackles and added two interceptions in 2018. He started 41 career games and logged 214 tackles and 8 interceptions. Safety **Jaymon Thomas** (51 tackles) and cornerback **Mazzi Wilkins** (48 tackles, 9 pbu) also formed a veteran backbone of the secondary.

■ Defensive end **Josh Black** led USF with 5 sacks and tied for the team lead with 10.0 TFL in his first season as a starter in 2018.



THE USF FOOTBALL PROGRAM

- The Bulls have had four head coaches in 23 seasons.
- USF was ranked for a program record 20 straight weeks during the 2016 & 2017 seasons.
- The Bulls reached as high as the No. 2 ranking in 2007.
- USF has played in 10 bowl games and won six.
- USF has claimed victories in Tampa over Louisville, West Virginia, Georgia Tech, Pittsburgh, Kansas and North Carolina among others.
- USF has claimed road or neutral site wins over Florida State, Auburn, Clemson, Notre Dame, Miami, Louisville, NC State, West Virginia and TCU among others.
- USF has had 30 first-team All-Conference selections, including 1 Offensive Player of the Year, 1 Defensive Player of the Year, 2 Special Teams Players of the Year and 1 Rookie of the Year.
- USF has had five players selected a first-team All-American a total of six times.
- 11 USF players have been part of a Super Bowl team, eight part of the winning team.
- Two former Bulls (Jason Pierre-Paul and Mike Jenkins) have reached the NFL Pro Bowl.



RAYMOND JAMES STADIUM: HOME OF BULLS & BUCS

TOP USF SEASON AVERAGE ATTENDANCE

RANK	AVERAGE	YEAR	GAMES	ATTENDANCE
1.	53,170	2007	6	319,019
2.	52,553	2009	6	315,319

TOP USF GAME CROWDS

RANK	ATTENDANCE	OPPONENT	DATE	WINNER	SCORE
1.	69,383	Florida St.	9/29/2012	FSU	L, 30-17
2.	67,012	West Virginia	9/28/2007	USF	W, 21-13
3.	66,469	Miami	11/28/2009	UM	L, 31-10
4.	65,948	UCF	10/13/2007	USF	W, 64-12
5.	63,976	Cincinnati	10/15/2009	UC	L, 34-17

- USF is one of the few college programs that play in an NFL Stadium, opened on Sept. 20, 1998.
- Raymond James Stadium is home to the NFL's Tampa Bay Buccaneers and has hosted two Super Bowls (Super Bowl XXXV in 2001 between the Ravens and Giants and Super Bowl XLIII in 2009 between the Steelers and Cardinals) as well as the 2017 CFP National Championship Game. The stadium will host the 2021 Super Bowl.



WELCOME TO THE SUNCOAST NOTING TAMPA & THE BAY AREA

- The greater Tampa Bay area has a population of more than 4 million and is one of the fastest growing areas in the country. It is the 11th largest TV market in the United States.
- Tampa ranks as fifth-most popular American city according to a Pew Research Center study.
- Tampa ranked as the 5th best outdoor city by Forbes. The area's average highs range 70 to 90 °F year round, and lows 52 to 76 °F.
- Nicknames: Cigar City & The Big Guava
- Tampa is near 18 beaches. In 2018, Trip Advisor rated Clearwater Beach No. 1 in the U.S. followed by Siesta Key (No. 2) and St. Petersburg Beach (No. 7).

A PREEMINENT UNIVERSITY

USF was designated a "Preeminent State Research University" by the Florida board of governors in 2018, placing it in elite company with the University of Florida and Florida State University as the only three state universities to earn the designation.

■ The USF System's total enrollment surpassed 50,000 students for the first time in the fall of 2017, now with 50,577 students currently enrolled across the three separately accredited institutions: USF Tampa, USF St. Petersburg and USF Sarasota-Manatee. Serving 43,542 undergraduate and graduate students USF Tampa has seen a rise in the average high school GPA of the 2017-18 first time in college (FTIC) class, from 4.08 to 4.12 this year.

■ INNOVATIVE: USF is the nation's fifth leading public university in generating new United States utility patents and ranks 12th among universities worldwide.

■ USF is home to students from all 67 Florida counties, all 50 states and more than 145 countries, the USF System continues to admit a very diverse student body.

SEASON HONORS NATIONAL AWARD WATCH LISTS

UNITAS AWARD: Blake Barnett, Sr., QB

GROZA AWARD: Coby Weiss, Jr., K

THORPE AWARD: Mike Hampton, Jr., DB

MACKEY AWARD: Mitchell Wilcox, Sr., TE

OUTLAND TROPHY: Marcus Norman, Sr., T

WILLIAM V. CAMPBELL TROPHY: Kirk Livingstone, Sr., DE

NATIONAL HONORS

TBD: --

AMERICAN CONFERENCE

PLAYER OF THE WEEK

Week 1: TBD

--

HONOR ROLL

Week 1: --

USF PLAYERS OF THE GAME

VS WISCONSIN 8.30.19

DEFENSE: --

OFFENSE: --

SPECIAL TEAMS: --

USF ANNOUNCES HORNS UP RALLIES

With an emphasis on connecting USF Athletics to the Bay area community, Vice President of Athletics Michael Kelly announced the first-ever Horns Up Rallies, a series of USF fan gatherings taking place at locations around the Bay Area prior to Bulls' home football games in 2019. Each Horns Up Rally will run from 5-8 p.m. The free events will feature appearances from Rocky the Bull and the USF Spirit Squads, the Herd of Thunder Marching Band, DJ'd music, signature drinks, interactive games for all ages, a Kids Zone and Photo Zone, merchandise tents, promotional giveaways, hype videos and appearances from Kelly and other Athletics and University luminaries.

Horns Up Rally No. 1 – Thursday, Aug. 29

Sparkman Wharf (615 Channelside Drive)

Horns Up Rally No. 2 – Friday, Sept. 13

– Pier 60 (160S S Gulfview Blvd)

Horns Up Rally No. 3 – Friday, Sept. 27

– Irish 31 (1611 W Swann)

Horns Up Rally No. 4 – Friday, Oct. 11

– USF Campus – North Tampa

Horns Up Rally No. 5 – Wednesday, Nov. 6

– Ulele Restaurant (1810 N. Highland Ave.)

Horns Up Rally No. 6 – Friday, Nov. 15

– Ybor City, 7th Avenue

Horns Up Rally No. 7 – Friday, Nov. 22

– Park & Rec (100 4th St.)

2018 TEAM LEANED ON FRESHMEN & FIRST-YEAR STARTERS

■ The Bulls top four rushers were all first-year players for USF, two were freshmen and the other two were transfers.

■ First-year starters led the team in rushing, passing, total offense, scoring, all-purpose yards, kick returns punting, field goals, interceptions, tackles for loss, sacks, forced fumbles, fumble recoveries and pass break-ups.

■ RS freshman Randall St. Felix led the team in receiving yards; RS freshman Nick Roberts led the team in interceptions; true freshman Johnny Ford was second in rushing; RS freshman Demetris Harris joined true freshmen Brad Cecil and Donovan Jennings on the starting offensive line.

■ USF's starting lineup in the second half of the season featured the following:

14 - First year starters (7 on offense; 7 on defense)

- including 4 true or redshirt freshmen starters

8 - Starters that were sophomores or younger (4 off; 4 def)

7 - Senior starters (2 off; 5 def)

2 - First year, sophomore starters at punter & kicker

2018 IMPACT FRESHMEN BRING EXPERIENCE INTO SOPHOMORE SEASON

The Bulls' have recruited strong under Charlie Strong and young talent shined in 2018 with several true and redshirt freshmen figuring into prominent roles.

■ Freshman **Johnny Ford** was the Bulls' second leading rusher with 787 yards and 8 TD. He ran for 164 yards and 3 TD vs. UConn, 106 yards and 2 TD at Houston and 77 yards and 2 TD at UMass. His 6.8 ypc led the team.

■ Redshirt freshman WR **Randall St. Felix** led the team with 679 receiving yards, **the best freshman season in program history**. He posted **four 100-yard receiving games**, including the best debut by a wide receiver in program history - seven receptions for 143 yards and a touchdown vs. Elon.

■ Redshirt freshman S **Nick Roberts** was **fourth on the team with 72 tackles and led the team with three interceptions**.

■ Freshman LB **Dwayne Boyles** made his second start at WLB vs. Tulane and led the team with 10 tackles.

■ Redshirt freshman S **Mekhi LaPointe** started four games. He led USF with 11 tackles vs. UConn, 9 tackles and 2.0 TFL at Tulsa and had an INT at Houston.

■ Freshman **Tyrone Barber** made his first career start vs. ECU and had two sacks on the year.

■ Freshman **Donovan Jennings** made his first career start at left tackle at UMass and helped lead USF to 365 yards rushing. He started four games at left tackle.

■ Freshman **Brad Cecil** made his first career start at center vs. UConn and helped lead USF to 611 yards and 346 yards rushing. He had seven starts on the year.

■ Redshirt freshman OG **Demetris Harris** started all but two games at guard.

■ Redshirt freshman S **Bentlee Sanders** posted 10 tackles and 0.5 TFL in his first career start vs. Elon. He led USF with 455 kickoff return yards (26.8 ypr), had a 62-yarder at Cincinnati and 182 all-purpose yards at Houston.

■ Freshman **Vincent Davis** forced two fumbles on kick-offs at UMass and returned one 12 yards for a touchdown. He started three games at nickel.

■ Freshman WR **Terrence Horne** scored three touchdowns in the win vs. Georgia Tech, tying an NCAA record with two kickoff returns for TDs (98 & 97 yards) and had a three-yard TD catch. He was named the American Conference Special Teams Player of the Week after his 3 TD day and USF and conference record 264 kickoff return yards vs. Georgia Tech.

COMEBACK KINGS

With three cardiac-inducing wins in 2018 the Bulls gained valuable experience winning in pressure situations.

■ USF mounted **THREE** double-digit 4th quarter comebacks in 2018 to post victories over Georgia Tech (-10) and at Illinois (-12) and at Tulsa (-14).

■ USF trailed Georgia Tech by 10 (38-28) 45 seconds into the 4th quarter before scoring 21 unanswered points in a 49-38 win.

■ USF trailed Illinois by 12 (19-7) entering the 4th quarter before scoring 18 unanswered points in a 25-19 win.

■ USF trailed Tulsa by 14 (24-10) before scoring 15 unanswered 4th quarter points and holding Tulsa to four yards on nine snaps in the quarter to post a 25-24 win, USF's largest 4th quarter comeback since trailing at Nevada by 15 in 2012 before posting a 32-31 win.

■ USF scored 15 points in the final 7:10 vs. Tulsa, including getting the ball with 1:03 to play and no timeouts down 24-22 and moving 52 yards for Coby Weiss' 22-yard, game-winning field goal with :02 to play.

■ QB **Blake Barnett** was huge in all three comebacks, accounting for 112 total yards (52 rushing) and three TD in the 4th quarter vs. Tech; posting 172 yards passing and 2 TD in the comeback vs. Illinois; and running for two TD's and passing for 117 yards in the 4th quarter at Tulsa while leading drives of 82, 80 and 52 yards.

■ In the three comebacks, the Bulls D yielded a total of just 7 points in the 4th quarter while the Bulls hold a 54-7 scoring advantage. The defense has forced six punts, collected two turnovers and yielded an average of 74 yards in the fourth quarter of the three comebacks.

OFFENSE NOTES

WILCOX GOING WILD ON USF TE RECORDS

A three-time Mackey Award candidate, senior tight end Mitchell Wilcox delivered a career year in 2018 as he put together a first team all-conference season. He got evaluated by NFL teams following the season and made the choice to return to school for his final campaign.

■ He led all AAC tight ends with 540 receiving yards to set a USF TE record, despite missing two entire games and a half of play in two others due to injury.

■ Wilcox has posted **USF tight end season records** of 43 receptions (2nd on the team) for 540 yards (3rd on team), more than doubling his 17 catches for 185 yards all of 2017.

■ He has set the **USF tight end career receiving yardage record** with 976 yards and with 73 career receptions is just 3 shy of breaking the career record of 75 (Sean Price, 2012-15).

■ Posted a **USF tight end game record** with eight receptions for a personal-best 109 yards at Illinois

BARNETT RETURNS UNDER SIXTH OFFENSIVE COORDINATOR

Senior quarterback Blake Barnett returns for his senior campaign after posting 2,710 passing yards in 2018 and ranking 27th nationally passing for 245.9 ypg.

■ Barnett entered 2019 at 225 pounds, up 10 pounds from his opening weight in 2018 and nearly 20 from his final playing weight at the end of 2018. He added a personal nutritionist in the offseason and did work in the weight room, raising his bench press to 275, up 30 pounds on his max.

■ Barnett has been thriving under new offensive coordinator Kerwin Bell during spring and fall practice. Bell represents the sixth offensive coordinator Barnett has played for in college.

Lane Kiffin – Alabama

Billy Napier – Arizona State

Rob Likens – Arizona State

Sterlin Gilbert – USF

Justin Burke – USF (Gasparilla Bowl)

Kerwin Bell - USF

- Barnett was on pace to set a USF passing record and post the first 3,000-yard passing season in program history, but missed two of the final four games with injuries. The season passing mark is currently held by Quinton Flowers (2017) and Matt Grothe (2008) at 2,911 yards.

- Barnett posted three 300-yard passing games in 2018, one shy of the USF season record of four set by Quinton Flowers in 2017 and the third-most in The American this season.

- Barnett has passed for 200-plus yards in 9-of-11 games he played in in 2018, just shy of the USF record for 200-yard passing games set by Marquel Blackwell with 10 in 2001.

- Barnett led three double-digit 4th quarter comebacks in 2018 for the Bulls in victories over Georgia Tech (-10), at Illinois (-12) and at Tulsa (-14).

- Barnett passed for 411 yards vs. Illinois, the second-best total in USF history.

- Barnett is the 15th starting QB in program history.

- Barnett joined the Bulls in the summer of 2018 and won the QB the competition in fall camp.

- A consensus five-star prospect and MVP of the 2014 Elite 11 Quarterback Competition, he had seen action in seven collegiate games prior to USF, completing 14-of-24 passes for 259 yards at previous stops at Alabama and ASU.

CRONKRITE RETURNS AFTER 1,000-YARD SEASON

Senior Jordan Cronkrite returns after posting 1,121 yards in his first season on the field for the Bulls, a mark that ranks as the sixth-best total in program history.

- Jordan Cronkrite posted FIVE 100-yard rushing games in 2018. Cronkrite's 302 yards at UMass were the most by a player in The American and the second-best total nationally on the year as he set a new USF and AAC game record.

- He posted five-straight 100-yard rushing games to equal the longest streak in USF history also accomplished by Quinton Flowers (2016) and Marlon Mack (2015). Mack owns the season record for 100-yard games with nine.

- Cronkrite owns four of the 15 longest TD runs in USF history. His 80-yard, game-winning TD run vs. ECU is tied for the fourth-longest. His 77-yard TD at UMass ranks ninth and his 76-yarder at UMass is 10th.

- His four TD runs of 60-plus yards in 2018 were a USF record, eclipsing Marlon Mack's three in 2014.

- Cronkrite accounted for six plays of 46 yards or longer, including three of 70-plus yards and an 80-yard TD run. He had eight plays of 30-plus yards on the year.

DEFENSE NOTES

REAVES RETURNS TO DE EARNED SCHOLARSHIP IN 2017

Senior defensive end Greg Reaves, a Bay Area native from Manatee HS in Bradenton, walked onto the team in 2015. He promptly earned the team's "Scout Team Award" on defense that season and then got on the field in 2016 making seven tackles on special teams. He was granted a scholarship prior to the start of the 2017 season.

- He moved to middle linebacker the last seven games of 2018 with Nico Sawtelle sidelined with injury, but returned to his defensive end position in the spring.

- Has posted a career-best 89 tackles on the year to rank second on the team.

- The former three-sport HS athlete (football, basketball, track) earned a starting job at defensive end during 2017 fall camp and was awarded a scholarship by Charlie Strong during the last week of camp.

- In 2017, he led the team in TFL (14.0), 6th in tackles (51) and third in sacks (4.0) while starting all 12 games.

- Reaves previously attended Air Force Academy Prep School following his Manatee High graduation in 2014. He played safety and middle linebacker in high school.

SPECIAL TEAMS NOTES

SANDERS EXCELS IN RETURN GAME

Sophomore Bentley Sanders became the Bulls' primary kickoff return man over the last four games of 2018 and excelled in the role.

- Sanders is averaged 26.8 ypr on 17 returns on the season, which ranked second in the AAC and 13th nationally. He earned second team all-conference honors from Phil Steele.

- Sanders had a career-best 62-yard kickoff return to set up a field goal at Cincinnati. He had two returns for 83 yards in the game.

- Sanders posted 141 kickoff return yards on five returns at Houston, an average of 28.2 ypr, and had 182 all-purpose yards in the game.

AUSSIE STEPS IN AT PUNTER

Second-year Bulls' punter Trent Schneider has been tagged with the nickname "Aussie" by coach Charlie Strong for obvious reasons.

- Averaged 42.9 ypp in 2018.

- Schneider earned **conference honor roll** recognition after a huge day vs. ECU. He punted nine times for a 49.2 yard average in the game, the third-best in program history, in th 20-13 victory. Schneider also hit a 72-yard punt, which tied for the longest in school history, and a 61-yard punt.

- The 29-year-old Schneider hails from Sydney, Australia, 9,264 miles and a 16-hour flight from Tampa. He worked in the construction business for eight years following completion of senior secondary school. He did work in brick laying, tiling, framing, deck building and renovations and had his own company.

- Schneider, a former soccer goalkeeper with a strong leg launching the ball from his own goal box, posted a video on Facebook that spurred interest from colleges.

- Schneider's parents and two sisters reside in Australia.

- He earned CCCAA All-State Region 4 honors, averaging 38.6 ypp at Santa Barbara City College.

- He handles punting and kickoff duties for the Bulls.

- Charlie Strong has had previous experience with Australian kickers recruiting Michael Dickson, also from Sydney, to Texas. The current Seattle Seahawks punter earned the Ray Guy Award and All-America honors at Texas.

HORNE TIES NCAA RECORD; LOST FOR 2018 SEASON WITH ACL INJURY; SPORTING NEWS MIDSEASON ALL-AMERICA

USF freshman WR Terrence Horne was named **Sporting News Midseason All-American** on Oct. 15, 2018.

Horne tied an NCAA record (held by 24 others) and set a new American Conference record with two kickoff returns for touchdowns against Georgia Tech (9.8), part of three TDs he scored in the game.

- Horne tore the ACL in his right knee during practice prior to the Sept. 22 ECU game and missed the rest of the season.

- Horne matched the USF season and career records of two kickoff returns for touchdowns set by Lindsey Lamar (two in 2010).

- Horne set a new USF and American Conference game record for kickoff return yardage with 264 yards against Georgia Tech, breaking the mark set by Mike Jenkins in 2007 with 192 against Cincinnati. The 264 yards are the most by an FBS player this season.

- Horne's 98-yard kickoff return for a TD against Georgia Tech as the third-longest in program history. He followed that with a 97-yard kickoff return for a TD, which tied for the fourth-longest kickoff return in program history.

- Horne was the only player in the NCAA in 2018 with two kickoff returns for touchdowns. He led the nation with an average of 47.0 yards per kickoff return prior to his injury.

- Before coming to USF, Horne won the Class 4A state 100-meter title for Miramar (Fla.) High School.

KEY INDICATORS OF SUCCESS

Since the 2013 season, USF has won with overwhelming consistency when reaching the numbers below, with their corresponding win-loss total in the last 5 seasons.

- **OFFENSE:** 30+ Points: 32-5; 400+ Yards: 43-7; 20+ First Downs: 40-7; More 1st Downs than Opp.: 30-4; More Rushing Yards Than Opp.: 46-7; More Total Yards Than Opp.: 39-5; Have a 100-yard Rusher: 41-11.

- **SCORE:** Leading After 1st QT: 35-7; at Half: 43-7

- **DEFENSE:** Allowing 20 pts or Less: 20-3;

- Allowing 150 Yards Rushing or Less: 26-11;

HERE'S TO 40

- USF has eclipsed 40 points 21 times since 2015 and is 59-1 all-time when scoring 40+ points, including 20-1 since 2015, the loss coming 49-42 at No. 13 UCF in 2017.



THE HERD

In 2015, the USF Student Government passed a resolution to officially rename the USF student section The Herd. USF's student section can number more than 12,000, making it among the largest in the nation. Front row fans that arrive early and paint their bodies green and gold are known as **The Beef Studs**.

BULLS IN THE POLLS - WEEKS IN TOP 25: 49; TOP 20: 32; TOP 15: 12; TOP 10: 4

2018 WEEK	AP	COACHES	2018 WEEK	AP	COACHES
Preseason	NR	NR	Week 8	#21	#20
Week 1	NR	NR	Week 9	#21	#20
Week 2	NR	RV (9)	Week 10	RV (29)	RV (87)
Week 3	RV (3)	RV (27)	Week 11	NR	RV (10)
Week 4	RV (14)	RV (45)	Week 12	NR	NR
Week 5	RV (50)	RV (113)	Week 13	NR	NR
Week 6	RV (83)	RV (109)	Week 14	NR	NR
Week 7	#23	#23	Week 15	NR	NR

FOR THE RECORD:

HOME; ROAD; CONFERENCE; NON-CONFERENCE MARKS

HOME RECORD

■ **OVERALL:** 96-46 (.676) record in home games since the program started in 1997

■ **RAYMOND JAMES STADIUM:** 90-43 (.676)

* USF played the 1997 home schedule and the first two games of the '98 season in Tampa Stadium, going 6-3, moving to Raymond James for the Citadel game in '98.

■ **Winning Home Record:** 17 of 22 seasons.

■ **Undefeated Home Record:** 3 seasons: 2002, '01 & '00

■ **One loss Home Record:** 8 seasons: 2017, '16, '15, '07, '06, '05, 1999 & '98.

■ **Best Home Record:** 7-0 in 2001.

■ **Losing home records:** 5 seasons: 2014 (2-5); 2013 (1-5); 2012 (2-4), 2011 (3-4) and 2004 (2-4).

ROAD GAME RECORD

■ **OVERALL:** 51-62 record in true road games

■ **Road winning road records:**

6 seasons: 2017, '16, '10, '07, '03 & '02

■ **Road .500 record:** 5 seasons: 2018, '09, '08, '06 & 1998

■ **CONFERENCE ROAD GAMES:** 27-33

■ **Most Wins in a season:** 4 (2016)

CONFERENCE RECORD

After spending the first six seasons of program history as an independent, USF joined Conference USA in 2003 and moved to the BIG EAST in 2005. Realignment morphed the BIG EAST into The American in 2013.

■ **USF is 57-63 in its 17th year as a conference member.**

■ **AMERICAN:** 27-21 (.562); 7th season;

■ **BIG EAST:** 22-34 (.392) eight seasons;

■ **C-USA 8-8 (.500) two seasons.**

■ **AAC East Division:** 16-5 (.761), 5th season

■ **Losses:** vs. UCF (2018), at UCF (2017), at Temple (2016 & 18), at Cincy (2018)

■ **Most wins in a season:** 7, 2016.

■ **Conference Openers:** 10-6, 5-1 in The American.

NON-CONFERENCE RECORD

■ **OVERALL:** 46-23 (.666) in regular-season, non-conference games in 16th season as a conference member.

■ **AMERICAN:** 13-11, 7th season.

■ **BIG WINS Since 2007:** at Notre Dame (2011), vs. Miami (2010), at Florida State (2009), at N.C. State (2008), vs. No. 10 Kansas (2008), at Auburn (2007) & vs. North Carolina (2007).

■ **BIG EAST (2005-2012):** 30-9 (.769) in regular-season, non-conference matchups in 8 seasons.

■ **C-USA:** 3-3 (.500) record in two seasons.

ASSOCIATED PRESS (Week 1)

RK	TEAM	RECORD	PTS	TREND
1	Clemson (52)	0-0	1540	
2	Alabama (10)	0-0	1496	
3	Georgia	0-0	1403	
4	Oklahoma	0-0	1331	
5	Ohio State	0-0	1261	
6	LSU	0-0	1199	
7	Michigan	0-0	1164	
8	Florida	0-0	1054	
9	Notre Dame	0-0	1044	
10	Texas	0-0	1005	
11	Oregon	0-0	860	
12	Texas A&M	0-0	852	
13	Washington	0-0	786	
14	Utah	0-0	772	
15	Penn State	0-0	651	
16	Auburn	0-0	578	
17	UCF	0-0	410	
18	Michigan State	0-0	377	
19	Wisconsin	0-0	370	
20	Iowa	0-0	330	
21	Iowa State	0-0	302	
22	Syracuse	0-0	209	
23	Washington State	0-0	200	
24	Nebraska	0-0	154	
25	Stanford	0-0	141	

Votes:

COACHES POLL (WEEK 1)

RK	TEAM	RECORD	PTS	TREND
1	Clemson (59)	0-0	1619	
2	Alabama (6)	0-0	1566	
3	Georgia	0-0	1447	
4	Oklahoma	0-0	1415	
5	Ohio State	0-0	1368	
6	LSU	0-0	1218	
7	Michigan	0-0	1155	
8	Florida	0-0	1103	
9	Notre Dame	0-0	1100	
10	Texas	0-0	1038	
11	Texas A&M	0-0	893	
12	Washington	0-0	834	
13	Oregon	0-0	787	
14	Penn State	0-0	699	
15	Utah	0-0	642	
16	Auburn	0-0	606	
17	UCF	0-0	436	
	Wisconsin	0-0	436	
19	Iowa	0-0	343	
20	Michigan State	0-0	313	
21	Washington State	0-0	274	
22	Syracuse	0-0	227	
23	Stanford	0-0	200	
24	Iowa State	0-0	169	
25	Northwestern	0-0	161	

Votes:

VS. RANKED TEAMS

■ **UNDER STRONG:** 0-4, last, L, to No. 17 Wisconsin (49-0)

■ **2018:** 0-2; fell at No. 25 Cincinnati & vs. No. 8 UCF

■ **OVERALL RECORD:** 11-26 all-time vs. FBS ranked teams since joining the FBS in 2000.

15-31 overall vs. ranked foes, including a 4-5 record vs. I-AA (FCS) teams from 1997-2000.

■ **LAST WIN:** W, 52-45 vs. No. 22 Navy on Oct. 28, 2016 in Raymond James Stadium.

■ **AT HOME:** USF is 7-13 at home vs. FBS ranked teams, last posting a win with a 52-45 win vs. No. 22 Navy, Oct. 28, 2016.

■ **ON THE ROAD:** 4-12 on the road vs. FBS ranked, last posting a win with a 23-20 victory at No. 16/18 Notre Dame on Sept. 3, 2011.

■ **Wins vs. ranked teams on the road:** W, 24-19 at No. 9 West Virginia (2006); W, 26-23 at No. 17 Auburn (2007); W, 17-7 at No. 18 Florida State (2009); W, 23-20 at No. 16 Notre Dame (2011)

FUTURE NON-CONFERENCE SCHEDULES

2020	2021	2022	2023	2024	2025	2026
Sept. 5 at Texas	Sept. 2 at NC State	Sept. 3 TBD	Sept. 2 at W. Kentucky	Aug. 31 LOUISVILLE	Aug. 30 BOISE STATE	Sept. 5 FAU
Sept. 12 BETHUNE-COOKMAN	Sept. 11 FLORIDA	Sept. 17 at Florida	Sept. 9 TBD	Sept. 7 at Alabma	Sept. 6 at Florida	Sept. 12 at Alabama
Sept. 19 NEVADA	Sept. 18 FLORIDA A&M	Sept. 24 at Louisville	Sept. 16 ALABAMA	Sept. 14 NC STATE	Sept. 13 at Miami	Sept. 19 at Louisville
Sept. 26 at FAU	Sept. 25 at BYU	Oct. 22 UMASS	Sept. 23 FLORIDA A&M	Sept. 21 W. KENTUCKY	Sept. 20 SAN JOSE ST.	Sept. 26 BETHUNE-COOKMAN



HEAD COACH CHARLIE STRONG

3rd Season at USF (17-9)

10th Season Overall (70-46)

Central Arkansas, 1982

1 OF 12

Strong is one of 12 African-American FBS college football head coaches, the only one in The American and one of two in the state of Florida, including former USF head coach Willie Taggart now leading Florida State. Also joining Strong on the list are Dino Babers (Syracuse), Herm Edwards (Arizona State), James Franklin (Penn State), Mike Locksley (Maryland), Derek Mason (Vanderbilt), David Shaw (Stanford), Lovie Smith (Illinois), Kevin Sumlin (Arizona), Mel Tucker (Colorado) and Frank Wilson (UTSA).

STRONG TIES TO FLORIDA

A strong recruiter and one of the best defensive minds in college football, Charlie Strong was named the fourth head coach in USF football program history on Dec. 11, 2016. Strong's appointment at USF returned him to the state of Florida, where he has spent 18 of his 37 seasons as a collegiate coach. A two-time Big East Coach of the Year while at Louisville, Strong was also a vital part of two national championships as defensive coordinator at the University of Florida. He also had head coaching stints at the University of Texas (2014-16) and the University of Louisville (2010-13).

STRONG AT A GLANCE

CAREER

- ▶ Three 10-plus win seasons and seven bowl games in eight seasons as a head coach.
- ▶ Led Louisville to four straight bowl games and Big East Championships in 2011 & 2012.
- ▶ Went 37-15 in four seasons leading Louisville.
- ▶ Big East Coach of the Year (2010 & 2012).
- ▶ Led Louisville to a 33-23 victory over No. 4 Florida in the 2013 Sugar Bowl.
- ▶ Two Louisville teams finished in the top 15 of the final rankings.
- ▶ Posted two top 10 ranked recruiting classes at Texas.
- ▶ Defensive coordinator on two national championship teams at Florida (2006 & 2008) under Urban Meyer.
- ▶ Since 1995, has coached 15 first round NFL Draft picks and 37 players taken in the first four rounds.
- ▶ At Florida, coached a National Defensive Player of the Year, a Jack Tatum Award winner, two SEC Defensive Freshmen of the Year, two Thorpe Award finalists, two Nagurski Trophy finalists and the 2008 Chevrolet Defensive Player of the Year.
- ▶ His 2006 Florida defense set a BCS record for fewest yards allowed in the national title game, holding Ohio State to only 82 total yards.
- ▶ Defensive coordinator in the SEC for 11 seasons.
- ▶ Served on coaching staffs under Lou Holtz at Notre Dame and South Carolina.

PERSONAL

- ▶ Rises before 5 A.M. to work out six days a week.
- ▶ Wanted to be a college professor growing up.
- ▶ His mother, Delois Ramey, was a sharecropper's daughter with eight children.
- ▶ He was raised with 12 other children in a four-bedroom house in Batesville, Ark.
- ▶ He didn't have his own bed all to himself until he arrived at Central Arkansas.
- ▶ He walked on at Central Arkansas (NAIA program) and earned a scholarship in his second year.
- ▶ Became a two-time first-team All-Arkansas Intercollegiate Conference selection.

STRONG RECORD AS HEAD COACH

SEASON	W	L	PCT.	NOTES
2010 (LOUIS)	7	6	.538	Beef O'Brady's Bowl (W)
2011 (LOUIS)	7	6	.538	Belk Bowl (L)
2012 (LOUIS)	11	2	.846	Sugar Bowl (W)
2013 (LOUIS)	12	1	.923	Russell Athletic Bowl (W)
2014 (TEX)	6	7	.461	Texas Bowl (L)
2015 (TEX)	5	7	.416	top 10 recruit class
2016 (TEX)	5	7	.416	top 10 recruit class
2017 (USF)	10	2	.833	Birmingham Bowl (W)
2018 (USF)	7	6	.538	Gasparilla Bowl (L)
2019 (USF)	0	1		
TOTALS	70	46	.603	8 Bowl games (4-4)

STRONG FILE

EDUCATION

- B.S. in education, Central Arkansas (1982)

FOOTBALL COACHING EXPERIENCE

- 2017-present: Head Coach, USF
- 2014-16: Head Coach, Texas
- 2010-13: Head Coach, Louisville
- 2008-09: Assoc. Head Coach/Def. Coord., Florida
- 2005-07: Asst. Head Coach/Def. Coord., Florida
- 2004: Interim Head Coach/Def. Coord., Florida
- 2003: Def. Coordinator/Def. Ends, Florida
- 1999-2002: Def. Coordinator, South Carolina
- 1995-98: Defensive Line, Notre Dame
- 1994: Assoc. Head Coach/Def. Tackles, Florida
- 1991-93: Defensive Ends, Florida
- 1990: Wide Receivers, Mississippi
- 1988-89: Outside Linebackers, Florida
- 1986-87: Wide Receivers, Southern Illinois
- 1985: Graduate Assistant, Texas A&M
- 1984-85: Graduate Assistant, Florida

FOOTBALL PLAYING EXPERIENCE

- 1979-81: three-time all-conference safety, Central Arkansas

PERSONAL

- Born: Aug. 2, 1960 (59)
- Wife, Vicki
- Son: Tory; daughters: Hailee & Hope

“There’s no reason why we don’t go out and compete for championships year-in and year-out. It’s a special place that is totally committed to winning on the field, as well as off the field.”

- Charlie Strong, at introduction as USF's fourth head coach

2019 USF FOOTBALL STAFF



KERWIN BELL
Offensive Coordinator/Quarterbacks

Alma Mater: Florida, '87
1st Season with USF

- Led Valdosta State to 2018 DII title
- 1984 SEC Player of the Year (QB at Florida)
- 14-year professional QB career



JUSTIN BURKE
Tight Ends Coach/Special Teams

Alma Mater: Louisville, '09
3rd Season with USF


- Played QB for Strong at Louisville
- On Strong's staffs at Louisville & Texas
- Earned his MBA



JEREMY DARVEAU
Offensive Line Coach

Alma Mater: Louisville, '06
1st Season with USF


- Coached 3 seasons with Bell at Valdosta State
- No. 1 scoring offense (52.0 ppg) in DII in 2018
- Two-year OL starter at Louisville



SHAUN KING
Running Backs Coach

Alma Mater: Tulane, '98
4th Season with USF


- St. Petersburg native/former Buccaneers QB
- Led Bucs to 1999 NFC Championship game
- Led Tulane to 12-0 season in 1998 as QB



CHARLIE WILLIAMS
Wide Receivers


Alma Mater: Colorado State, '82
3rd Season with USF

- Tampa Bay Buccaneers WR coach (1996-2001)
- Keyshawn Johnson, Reidel Anthony & Jacquez Green
- Coached Reggie Wayne & Frank Gore at Colts



ALBERT BOONE
Director of Football Operations

Alma Mater: Florida State, '03
3rd Season with USF



PHIL CANE
Video Coordinator

Alma Mater: USF, '13
12th Season with USF



BRIAN JEAN-MARY
Defensive Coordinator/Linebackers

Alma Mater: Appalachian State, '98
3rd Season with USF


- First USF D led AAC in scoring & total defense (2017)
- On Strong's staffs at Texas and Louisville.
- Helped assemble 3 top recruiting classes at Texas



SEAN CRONIN
Outside Linebackers Coach

Alma Mater: Georgetown College, '02
3rd Season with USF


- Moved from DT's to Outside LB's coach in 2019
- Part of 4 national champ teams as player (Georgetown) and coach (Florida)



STEVE ELLIS
Defensive Backs Coach

Alma Mater: Nichols State, '03
1st Season with USF

- 10 seasons at Middle Tennessee State
- Defensive coordinator from 2011-14
- First game as a coach: Nichols St. at USF (2003)



BRYAN HILL
Safeties Coach

Alma Mater: Texas, '09
3rd Season with USF

- On Strong's staff at Texas.
- First two seasons as analyst at USF
- Began coaching career as a strength coach at Texas



PAUL SPICER
Defensive Line Coach

Alma Mater: Saginaw Valley State
1st Season with USF


- Asst. defensive line coach with Buccaneers (2015-18)
- 12-year professional career (DE)
- Part of Super Bowl XLIV champions (New Orleans)



PAT MOORER
Head Strength & Conditioning Coach

Alma Mater: Florida, '92
3rd Season with USF

- Head strength and conditioning coach on Strong's staff at Texas and Louisville
- Played LB for Strong at Florida



MIKE GIGLIO
Director of Player Personnel

Alma Mater: Florida, '08
3rd Season with USF

USF ATHLETIC COMMUNICATIONS

4202 E. Fowler Ave., ATH 100,
Tampa, FL 33620
OFFICE: 813-974-2125 FAX: 813-974-5328

**Associate AD/Communications/
Football Contact:** Brian Siegrist
Siegrist@USF.edu
Cell: 813-293-3897
**Associate Communications Director/
Secondary Football:** Jay D'Abramo
Jdabramo@USF.edu
Cell: 813-210-7333
**Associate Communications Director/
Secondary Football:** Mike Hogan
MHogan@USF.edu
Cell: 813-469-0616

Website: www.GoUSFBulls.com



USF MEDIA POLICIES

WEEKLY PRESS CONFERENCE

USF holds a weekly press conference every Monday at 11:30 a.m. during regular game weeks. Coach Strong will be available in the Hall of Fame Room of the Selmon Athletics Center.

CREDENTIAL REQUESTS

The online application process for football credentials can be found at www.sportssystem.com/usf. If you are requesting multiple credentials for a group, a form must be submitted for each person. A USF staff member will then send you a confirmation e-mail. Individual game credential requests must be made by noon on Wednesday of each game week. These credentials will be available for pickup at USF, starting Thursday at noon.

INTERVIEW POLICIES

Under no circumstances should media members contact USF coaches or student-athletes without prior consent and approval from Associate Director of Athletics Brian Siegrist or Assistant Communications Director Jay D'Abramo. The same policy applies to the family members of student-athletes. To request interviews outside of regularly-scheduled availabilities, please contact the USF Communications department at least 24 hours in advance.

PLAYER INTERVIEWS

Players will be available three times per week during a normal game week. Those availabilities will occur after practices on Tuesday, Wednesday and Thursday and during requested one-on-one periods on Thursday. To request a specific player for sit-down feature interviews, please contact the USF Communications department at least 24 hours in advance.

STAFF INTERVIEWS

Coach Strong will be available two times per week during normal game weeks. Strong is available Monday during the AAC Conference Call (12:10 p.m.), Tuesday during his weekly press conference (noon). USF Offensive and defensive coordinators will be available after practice on Wednesdays.

POSTGAME POLICY

The USF locker room is closed at all times. Coach Strong will address the media following his post-game with the team. USF will take interview requests for players at the beginning of the fourth quarter. On the road, USF will conduct interviews at the designated location by the host institution.

AMERICAN ATHLETIC CONFERENCE TELECONFERENCE

The American Athletic Conference football coaches will hold a weekly teleconference for the media taking place each Monday during the season. Each coach will be available for approximately 10 minutes.

Media members who wish to access the teleconference may dial 800-263-0877. The confirmation code is 4342705.

11:00 a.m.	Ken Niumatalolo, Navy	Noon	Luke Fickell, Cincinnati
11:10 a.m.	Sonny Dykes, SMU	12:10 p.m.	Charlie Strong, USF
11:20 a.m.	Randy Edsall, UConn	12:20 p.m.	Rod Carey, Temple
11:30 a.m.	Mike Houston, East Carolina	12:30 p.m.	Mike Norvell, Memphis
11:40 a.m.	Philip Montgomery, Tulsa	12:40 p.m.	Josh Heupel, UCF
11:50 a.m.	Dana Holgorsen, Houston	12:50 p.m.	Willie Fritz, Tulane

COLLEGE PRESS BOX.COM

CollegePressBox.com is a great resource for media covering the Bulls and the AAC. Not only does it have media guides from the entire conference, but it also houses logos, head shots, action shots and much more. For access to the site, email Ted Gangi at webmaster@collegepressbox.com.

▼ WEEKLY USF FOOTBALL MEDIA SCHEDULE ▼

MON	TUES	WED	THURS	FRI	SAT	SUN
News Conference 11:30 AM: Strong AAC Teleconference: Strong (12:10 pm)	Practice: 9-11 AM No Access 11:30 AM Avail: Selected Players	Practice: 9-11 AM No Access 11:30 AM Avail: Off Coord. Def. Coord. Selected Players	No Availability	TRAVEL DAY No availability	GAME DAY Post game availability	No Availability

BULLS IN THE NFL

USF has 18 former Bulls on active NFL rosters (Aug. 25)

Player (Pos.)	Team (Yrs with Team)
Kofi Amichia (OL)	Green Bay (2017-18)
Reshard Cliett (LB)	Texans (2018)
Quinton Flowers (RB)	Bengals (2018)
Nigel Harris (LB)	Chargers (2018)
Bruce Hector (DL)	Cardinals (2019)
D'Ernest Johnson (RB)	Browns (2019)
Eric Lee (DL)	Lions (2018)
Mike Love (DL)	Bills (2018)
Aaron Lynch (DL)	Bears (2018)
Marlon Mack (RB)	Colts (2017-18)
Terrell McClain (DT)	Cardinals (2019)
Deatrick Nichols (DB)	Cardinals (2019)
Jason Pierre-Paul (DE)	Buccaneers (2018)
Austin Reiter (OL)	Chiefs (2018)
Deadrin Senat (DL)	Falcons (2018)
Marquez Valdes-Scantling (WR)	Packers (2018)
Kayvon Webster (DB)	Saints (2019)
Mazzi Wilkins (DB)	Buccaneers (2019)



USF STUDENTS BRING THE NOISE TO RAY JAY

- USF boasts one of the largest student sections in the country with 12,501 seats allocated to students and the ability to place as many as 16,000+ in the stadium.
- USF students occupy the north endzone at Raymond James Stadium just below the Buccaneers pirate ship.
- **The Beef Studs** are the most passionate student supporters who regularly occupy the first row and paint their bodies green and gold while donning bull horns.

USF FOOTBALL RADIO SHOW

The USF Football Radio Show airs live at World of Beer on East Fowler Ave. (near the USF campus). Bulls Head Coach Charlie Strong will meet fans at the weekly show which broadcasts live from World of Beer throughout the season. Hosted by the Voice of the Bulls Jim Louk and analyst Sam Barrington, The USF Football Radio Show airs from 7-8 p.m. on the USF Radio Network (95.3/620 AM WDAE) and can be streamed live via the iHeart Radio Bulls Unlimited channel. The show will air nine times on Thursday nights and three on Tuesday nights, when the Bulls play on a weekday.



PLAYERS TO WATCH: SPECIAL TEAMS

P
39



TRENT SCHNEIDER • 6-0 • 197 • JR

- 42.9 ypp average in 2018.
- Set USF season record with 3,176 yards punting in 2018.
- Tied a USF record with a 72 yard punt in win vs. ECU (9.22)
- Punted 9 times for a 49.2 yard average vs. ECU, tied for the third-best performance in USF history. Had punts of 72, 67 and 51 yards
- A 29-year-old native of Sydney, Australia, joined the team in the spring of 2018 and is playing 9,264 miles and a 16-hour plane flight from home.
- Worked for 8 years in construction before returning to school.
- Earned all-state honors at Santa Barbara City College (2016)
- Carries a 4.0 GPA in communications.
- Benches 225 pounds 11 times.

K
24



COBY WEISS • 5-9 • 180 • JR

- Has made nine straight, 4 shy of USF record, and 15 of his last 16 field goals.
- 15-of-18 on field goals in 2018, season long of 37 yards, 10-10 under 30 yards
- 15 field goals ranked second-most among AAC players in 2018.
- Led team in scoring with 80 points (35-39 PAT) in 2018.
- Week 7 AAC Special Teams Player of the Week
- Hit game-winning 22-yard field goal with :02 to play at Tulsa.
- Finger was broken after a UMass player hit him and was called for targeting during a PAT. Weiss made the PAT and a game-winner the next week wearing a cast.
- Walk-on who made his first USF start at Illinois (Game 3) in 2018.
- Transfer from Tennessee State where he played in 7 games in 2017 going 2-of-4 on field goals with a 39-yard long, and 4-of-4 on PAT.

WHERE THE BULLS ARE FROM



BULLS BY STATE

- FLORIDA:** 91 (86% OF TEAM)
- GEORGIA:** 6
- VIRGINIA:** 3
- CALIFORNIA:** 1
- NEW JERSEY:** 1
- SOUTH CAROLINA:** 1
- TENNESSEE:** 1
- TEXAS:** 1
- AUSTRALIA:** 1

FLORIDA BULLS

- BAY AREA:** 29
- MIAMI/FT. LAUDERDALE:** 19
- ORLANDO/CENTRAL FLORIDA:** 14
- JACKSONVILLE/PANHANDLE:** 14

BULLS BY ELIGIBILITY

- TRUE FRESHMEN:** 22
- REDSHIRT FRESHMEN:** 15
- SOPHOMORES:** 29
- JUNIORS:** 23
- SENIORS:** 17
- TRUE & REDSHIRT FRESHMEN:** 37
- UNDERCLASSMEN:** 66
- UPPERCLASSMEN:** 40
- TOTAL ROSTER:** 106


PLAYERS TO WATCH: OFFENSE

QB
11**BLAKE BARNETT • 6-5 • 225 • SR**


- 25th in NCAA in total offense (273.7 ypg), 27th in passing (245.9 ypg) in 2018.
- 2,710 passing yards in 2018 (5th-best in program history), 61.1% completion.
- Was on pace for USF record 3,000-yard season, missed 2 of last 4 games with injury.
- Led 3 double-digit 4th quarter comeback victories in first season at USF.
- A 5-star recruit and MVP of the 2014 Elite 11 Quarterback Competition.
- Carries a 3.58 grad school GPA in Entrepreneurship in Applied Technologies.

WR
5**RANDALL ST. FELIX • 6-2 • 211 • SO**


- Led USF with 679 yards on 33 catches in 2018, 20.58 ypc (2nd AAC/9th NCAA)
- Was the top freshman receiver in the AAC, 8th overall in ypg.
- Four 100-yard games in 2018; Bowl record 6 catches for 165 yards & 2 TD.
- USF receiving debut record: 7 catches for 143 yards & 1 TD in 2018 opener.
- 1st USF reception was 40-yard TD. 4 TD receptions in 2018.

TE
89
BAY AREA
NATIVE**MITCHELL WILCOX • 6-4 • 245 • SR**

- 2018 FIRST TEAM ALL-AAC • TWO-TIME MACKEY AWARD CANDIDATE**
- 3 receptions to own every USF TE record, 319 yards for Top 10 career receiving
- NFL.com's Gil Brandt's No. 4 senior tight end prospect for 2020 NFL Draft.
- **2018 SEASON:** 43 catches (USF TE record) for 540 yards (TE record) & 2 TD.
- A strong blocker who loves contact and springs many big gains.
- **CAREER:** 73 catches (2nd for TE at USF) for 987 yards (TE record) & 6 TD.

RB
2**JORDAN CRONKRITE • 5-11 • 202 • SR**

- 1,121 yds (6th in USF history) & 8 TD in 2018. Missed spring w/ minor injury.
- USF record 5 straight 100-yard games in 2018. 6.09 ypc
- Just the fifth USF player to run for 1,000 yards in a season.
- **USF & AAC RECORD** 302 yards & 3 TD at UMass, 13.1 ypc
- Owns 4 of top 15 longest TD runs in USF history; 80-yard TD run vs. ECU is T4th.

WR
20**JOHNNY FORD • 5-5 • 180 • SO**

- Second-leading rusher with 787 yards & 8 TD in 2018, 6.84 ypc ranked 12th in FBS.
- Bulls' leading rusher in 5 of the last 7 games in 2018, 120 yards vs. UCF.
- Averaged 26.0 ypc on three catches with 1 TD in 2018. Moved to slot in the spring.
- 3 100-yard games: 164 & 3 TD vs. UConn; 106 & 2 TD at Houston; 120 vs. UCF.
- 34-yard TD catch vs. UCF. Also had a 39-yd catch among his 3 receptions on year.

T
78
BAY AREA
NATIVE**WILLIAM ATTERBURY • 6-4 • 305 • SR**

- 24 straight starts, 23 at right guard. Moved to left tackle in the spring.
- 28 career starts, four starts at right tackle in 2016.
- Helped lead the way for 3,169 rushing yards & 30 TD in 2017.
- Pre-general business major earned degree in 2018, Academic All-Conference.
- Carries a 3.93 grad school GPA in Entrepreneurship in Applied Technologies.

T
77**MARCUS NORMAN • 6-6 • 315 • SR**
OUTLAND TROPHY CANDIDATE • 2017 2ND TEAM ALL-AAC

- 35 straight starts at right tackle. Vocal leader on offense.
- Took on leadership role on offense and transformed body prior to 2018 season.
- Information technology major, Academic All-Conference.

NOTABLES

EXPLOSIVE BULLS RETURN

USF's leaders in explosive plays (20-plus yards) in rushing, receiving and passing in 2018 all return.

■ Senior **Jordan Cronkrite** led USF with 10 explosive plays rushing last season, including five runs of 60-plus yards, topped by touchdown runs of 80, 77 and 76 yards. Sophomore **Johnny Ford** ranked second with seven explosive runs in 2018, including a 78-yarder, and added three explosive receiving plays.

■ Sophomore **Randall St. Felix** led USF with 14 explosive plays receiving, including five in his Gasparilla Bowl record 165-yard receiving day that included TD catches of 38 and 33 yards.

■ Senior quarterback **Blake Barnett** accounted for 33 explosive plays passing in 2018, including a 75-yard TD pass to St. Felix.

EXPERIENCED OFFENSIVE LINE

USF will return all five offensive line starters and tight end from the Bulls' Gasparilla Bowl appearance. Four players that started at least seven games in 2018 return on the line, led by 2017 second-team all-conference right tackle **Marcus Norman** (13), guard **William Atterbury** (13), left guard **Demetris Harris** (11) and center **Brad Cecil** (7). It marks the most returning starters on the offensive line since the Bulls returned five in 2014 and the third straight year USF has returned at least three starters. Donovan Jennings, who started at left tackle in the bowl game, made four starts last year.

■ **Norman** has started 34 straight games at right tackle, while **Atterbury** has started 23 straight at right guard.

DEFENSIVE LINE MATURES

USF had two sophomores and two true freshmen see extensive action on the D-line last season. They will now be part of six defensive linemen that return that played in eight or more games last year and four that have logged 22 or more career games. The group is led by senior defensive ends **Kirk Livingstone** (38 games, 25 starts) and **Greg Reaves** (33 games, 25 starts) who have both tallied more than 100 tackles and 21 TFL on their career. Juniors **Kevin Kegler** (24 games, 11 starts) and **Kelvin Pinkney** (22 games, 4 starts) and sophomores **Tyrone Barber** (11 games, 1 start) and **Rashawn Yates** (8 games, 2 starts) round out the group that will form the base of a Bulls' D-line that looks to enter 2019 bigger and more experienced.

BARNETT RETURNS STRONG AFTER INJURY-HAMPERED END TO 2018

After missing significant practice time and two of the Bulls' last four games of the 2018 season due to injuries, quarterback Blake Barnett returns healthy and having added 30 pounds to his now 275-pound bench press max. He will be participating in his first spring practice at USF after arriving on campus in May last year.

■ Prior to injuries causing him to miss the Bulls' game at Cincinnati (Nov. 10), Barnett had started the first nine games and passed for 2,400 yards. He ranked 16th nationally (3rd in AAC) at that point, passing for 267.2 ypg, which was on pace to shatter the USF season passing record (2,911) with more than 3,400 passing yards. He returned to start the next week at Temple (passing for 82 yards), but missed two of the Bulls' final four games and did not start the Gasparilla Bowl, but entered in the first quarter and passed for 212 yards and a TD in the game.


■ He tallied just 310 passing yards and one TD in the Bulls' final four games of 2018. Barnett passed for 1,099 yards and 8 TD in the first four games of 2018, including 411 yards and 2 TD at Illinois. He averaged 267.2 ypg passing through nine games. In the final four games of 2018, with Barnett missing two, USF passed for 695 yards (155.2 ypg) and 5 TD.

■ Despite the missed time, Barnett's nine 200-yard passing games in 2018 were just one shy of the USF season record of 10 set by Marquel Blackwell in 2001.


PLAYERS TO WATCH: DEFENSE

S
2**NICK ROBERTS • 5-11 • 190 • SO**

- Led team with 3 INT, 4th on team with 72 tackles in 2018.
- Started last 11 games at safety in 2018 in first season on the field.
- 10 tackles & 1 INT vs. UConn; Led team with 10 tackles at UMass.
- First Team Florida All-State Class 7A at Oakleaf HS in Jacksonville.

CB
7BAY AREA
NATIVE**MIKE HAMPTON • 6-1 • 190 • JR****2018 HONORABLE MENTION ALL-AAC**

- 2nd in AAC & 9th in nation with 1.4 passes defensed per game (18 total) in '18.
- 18 passes defensed in 2018 (2nd all-time, 1 shy of USF season record (19).
- Tied second on the team with 2 INT in 2018.
- 43 tackles, 2.0 TFL, 1.0 sacks in 2018.

S
8**DEVIN STUDSTILL • 6-0 • 200 • SR**

- Started first game at USF, posting five tackles and 0.5 TFL vs. Wisconsin.
- Transfer from Notre Dame, played 29 games for the Irish.
- Posted 60 tackles & 1 INT at ND, played in 12/started 9 games as a freshman.
- A four-star recruit out of Palm Beach Gardens, Fla.

S
22BAY AREA
NATIVE**MEKHI LAPOINTE • 6-2 • 200 • SO**


- Started four games at safety in 2018
- Posted 34 tackles, 2.0 TFL & 1 INT in 11 games in 2018.
- Had a career-best 11 tackles to lead the team vs. UConn.
- Posted 25 tackles over a three-game stretch (UMass, Tulsa, UConn).

LB
55**PATRICK MACON • 6-3 • 245 • SR**


- Led USF with 15 tackles, 4 TFL, 1 FF & a sack in debut vs. Wisconsin (8.30)
- Senior grad transfer from Oklahoma State, never played a down for the Cowboys
- 2016 NJCAA Defensive Player of the Year at Fort Scott CC.
- 4-star recruit and 4th ranked JUCO LB in 2017. 122 tackles, 27.5 TFL as JUCO SR
- Led Fort Scott to 11-1 record and NJCAA National title game in 2016.

LB
54**NICO SAWTELLE • 6-2 • 227 • SR**

- Missed last 7 games of 2018 with a neck/shoulder injury. Non-contact in spring.
- Was leading USF with 7.5 TFL and second with 42 tackles prior to the injury.
- Had started 18 straight games prior to injury; 4th on team with 54 tackles in 2017.
- **CAREER:** 112 tackles, 12.0 TFL, 3.5 sacks, 3 INT, 3 fumble recoveries.

DE
4BAY AREA
NATIVE**GREG REAVES • 6-2 • 242 • SR**

- 2nd on team with career-best 89 tackles in 2018; had 51 in 2017 playing DE.
- 66 tackles last 7 gms starting at linebacker (9.4 tpg) in 2018; started 13 games.
- Has started the last 26 straight games (19 at DE, 7 at LB)
- Career-best 14 tackles in Gasparilla Bowl; 4 double-digit tackle games.
- 2017: Led USF with 14.0 TFL & 4th with 4.0 sacks, 7 QBH in 12 starts at DE.
- Former walk-on who earned a scholarship in 2017, played safety in high school.
- **CAREER:** 151 tackles, 23.0 TFL, 5.5 sacks, 4 PBU, 1 fumble recovery.
- Carries a 3.8 grad school GPA in Entrepreneurship in Applied Technologies.

DE
6**KIRK LIVINGSTONE • 6-4 • 275 • SR**

- Led USF with 10.0 TFL, 5th on team with career-best 56 tackles in 2018.
- Top returner in career sacks (8.0) and tied with Reaves with 21.0 TFL.
- 2018 Academic All-District team member with 3.56 GPA in health sciences.
- Internship the last two summers working in the USF pharmacy on campus.
- **CAREER:** 105 tackles, 23.0 TFL, 9.0 sacks, 3 PBU, 1 forced fumble.

2019 SCHEDULE BREAKDOWN

■ **Big Opener:** The Bulls' Friday, Aug. 30 season opener vs. Wisconsin in Raymond James Stadium will mark the program's biggest season opener at home since the program's very first game in 1997. Wisconsin has made 17 straight bowl appearances, returns 2018 Doak Walker winner and 2,000-yard rusher Jonathan Taylor, and has appeared in numerous early 2019 season Top 25 polls. It will be the Bulls' biggest season opener since winning on the road at No. 16 Notre Dame (23-20) to open the 2011 campaign.

■ **Power 6:** The Bulls will take on two Power 6 opponents, Wisconsin and at Georgia Tech, in the non-conference season. USF has won five of its last six games vs. non-con Power 6 opponents and claimed victory in seven of its nine meetings overall.

■ **American:** USF plays its first four conference games (three on the road) vs. teams that finished in the bottom half of their division in 2018 and posted a combined record of 12-27 (7-25 AAC). The Bulls finish with four conference games against teams that finished in the top half of their division and posted a combined record of 39-13 (26-7 AAC).

■ **Florida Finish:** USF will close out the 2019 regular season with four straight games in the state of Florida in the month of November, all within a bus ride from campus. Three straight home games begin the stretch, which is capped by a trip to UCF for the War on I-4. The Bulls will face 2018 East Division runner-up Temple (8-5, 7-1 AAC) in a Thursday night clash on Nov. 7, followed by East Division third-place team Cincinnati (11-2; 6-2) on Nov. 16 and back-to-back West Division winner Memphis (8-6; 5-3) on Nov. 23 at home before traveling to two-time defending East Division winner UCF (12-1; 8-0).

NOTABLES

PLAY FAST, SCORE FASTER

Offensive coordinator **Kerwin Bell** has brought the mantra "play fast, score faster" to the Bulls in his first season leading the offense. The former SEC Player of the Year quarterback (1984) at Florida comes to USF after 12 seasons as a successful head coach, leading programs at Valdosta State (2016-18) and Jacksonville University (2007-15) and a 14-year playing career in professional football.

■ Charlie Strong and Bell were first part of the same program during the 1983-84 seasons at Florida, where Strong was serving in his first coaching position as a graduate assistant and Bell was a walk-on quarterback.

■ The 2018 Don Hansen NCAA Division II Co-Coach of the Year, Bell's 2018 offense led the nation in scoring (52.0 ppg) and was fourth in total offense (523.9 ypg). The Blazers scored 728 points, the most in NCAA Division II history, as they posted 7,334 yards (3,676 rushing/3,658 passing) and 7.9 yards per play.

PLAYMAKERS RETURN

The Bulls return their leading passer, top three rushers, and two of their top three receivers (including their yardage leader) from 2018.

■ The Bulls return 2,281 rushing yards (90.6% of their 2018 total, 2,710 passing yards (85.4% of 2018) and 1,751 receiving yards (55% of 2018).

■ Players that accounted for 25 of the Bulls' 26 rushing TD, 12 of 17 passing TD, and 8 of 17 receiving TD return.

WILCOX AMONG NATION'S TOP TIGHT ENDS

A two-time all-conference selection (1st team in 2018) and Mackey Award candidate, senior **Mitchell Wilcox** is among the best tight ends in the nation and spurned an opportunity to enter the 2019 NFL Draft to add to a stellar career that has him poised to own every USF tight end record. His 43 catches and 540 yards set season marks last year and led The American. He owns the career yardage record (976) and with 72 receptions needs just 4 to break the career mark of 75 held by Sean Price and own all USF career and season TE records. He enters 2019 needing just 24 yards to become the program's 14th 1,000-yard career receiver (4th to reach in last 4 years) and 28 catches to be the 11th to post 100 career receptions in USF history. With 330 yards and 32 receptions he would move among the top 10 in receiving yards and receptions in USF history.

REAVES RETURNS TO THE EDGE

Senior Greg Reaves, a former walk-on, started the last seven games of 2018 at middle linebacker due to injuries and depth at linebacker. He excelled, posting 9.4 tackles per game during the stretch to finish second on the team with 89 tackles. For 2019, the 6-2, 248-pounder will return to his edge position as a defensive end/outside linebacker, a position from which he led USF with 14.0 TFL in 2017. He has started the last 25 straight games for the Bulls.

ROSTER FEATURES 11 GRADUATES

USF enters the 2019 season with 11 members of the roster already having earned their degree, including seven returning starters.

Offense (4): William Atterbury, Blake Barnett, Stanley Clerveaux, Marcus Norman.

Defense (7): Kirk Livingstone, Patrick Macon, Greg Reaves, Nico Sawtelle, Trent Shaw, Darius Slade, Devin Studstill.

NUMERICAL

No.	Name
2	Jordan Crokrite, RB
2	Nick Roberts, DB
3	Vincent Davis, DB
4	Stanley Clerveaux, WR
4	Greg Reaves, DE
5	Randall St. Felix, WR
6	Kirk Livingstone, DE
7	Mike Hampton, DB
8	Devin Studstill, DB
9	KJ Sails, DB
10	Daquan Evans, DB
10	Kelley Joiner, WR
11	Blake Barnett, QB
11	Dwayne Boyles, LB
12	Jordan McCloud, QB
12	Zion Roland, DB
13	Eddie McDoom, WR
14	Jahquez Evans, QB
15	Jayden Curry, DB
15	Jernard Phillips, WR
16	Kaden Frost, QB
16	Brock Nichols, DB
17	Kirk Rygol, QB
17	Kyle Trina, WR
18	Augie DeBiase, QB
18	DeVontres Dukes, WR
19	Bryce Miller, WR
20	Johnny Ford, RB/WR
20	Bentlee Sanders, DB
21	McArthur Burnett, DB
21	Dave Small, RB
22	Mekhi LaPointe, DB
23	Josh Berry, RB
24	Coby Weiss, PK
25	Eugene Bowman, DB
25	Kenny Scribner, K
26	Keyon Helton, DB
27	Leonard Parker, DB
28	Trevon Sands, RB
29	Brian Norris, LB
31	Cody Gentry, DB
32	Spencer Shrader, K
33	Odunayo Seriki, WR
34	Christian Helms, WR
35	Jabreel Stephens, DE
36	Tyler Schlegel, P
37	Camp Gobler, LB
38	Sean Atkins, WR
38	Randal Copeland, LB
39	Trent Schneider, P
39	Trent Shaw, LB
40	Jason Vaughn, DE
41	Demaurez Bellamy, LB
42	Darius Slade, DE

2019 USF FOOTBALL ALPHABETICAL ROSTER

No.	Name	Pos.	Ht.	Wt.	Class/Elig.	Hometown (Previous Schools)
38	Sean Atkins	WR	5-10	165	Fr./Fr.	Viera, Fla. (Viera HS)
78	William Atterbury	OL	6-4	305	Gr./Sr.	Clearwater, Fla. (Clearwater Central Catholic HS)
93	Tyrone Barber	DT	6-3	273	So./So.	Venice, Fla. (Venice HS)
11	Blake Barnett	QB	6-5	225	Gr./Sr.	Corona, Calif. (Santiago HS/Arizona St./Alabama)
48	Andrew Beardall	LS	5-8	220	So./RFr.	Merritt Island, Fla. (Merritt Island HS)
41	Demaurez Bellamy	LB	5-10	223	Fr./Fr.	Deland, Fla. (Deland HS)
23	Josh Berry	RB	6-0	185	Fr./Fr.	Davenport, Fla. (Ridge Community HS)
83	Logan Berryhill	WR	6-4	186	Fr./Fr.	Kingsland, Ga. (Camden County HS)
57	Joshua Blanchard	OL	6-3	330	Fr./Fr.	Miami, Fla. (Norland HS)
25	Eugene Bowman	DB	6-0	183	So./RFr.	Jacksonville, Fla. (Robert E. Lee HS)
11	Dwayne Boyles Jr.	LB	6-3	227	So./So.	Miami, Fla. (Miami Central HS)
21	McArthur Burnett	DB	5-9	193	Jr./Jr.	Pahokee, Fla. (Pahokee HS/Coffeyville CC)
88	Chris Carter	TE	6-4	246	So./RFr.	Homestead, Fla. (South Dade HS)
74	Brad Cecil	OL	6-4	307	So./So.	Jacksonville, Fla. (Bartram Trail HS)
4	Stanley Clerveaux	WR	6-3	216	Gr./Sr.	North Miami, Fla. (North Miami HS)
38	Randal Copeland	LB	6-0	227	So./RFr.	Havana, Fla. (Gadsden County HS)
2	Jordan Cronkrite	RB	5-11	202	Sr./Sr.	Miami, Fla. (Westminster Central HS/Florida)
15	Jayden Curry	DB	5-11	194	Fr./Fr.	Virginia Beach, Va. (IMG Academy)
3	Vincent Davis	DB	5-11	181	So./So.	Jacksonville, Fla. (Robert E. Lee HS)
18	Augie DeBiase	QB	6-2	215	Jr./So.	Ponte Vedra, Fla. (Raines HS/Tyler CC/Miami)
49	Ian Deneen	LS	5-10	226	So./So.	Winter Garden, Fla. (West Orange HS)
18	DeVontres Dukes	WR	6-4	216	Sr./Jr.	Tampa, Fla. (Wharton HS)
10	Daquan Evans	DB	5-11	178	Fr./Fr.	Orlando, Fla. (Jones HS)
14	Jahquez Evans	QB	6-2	180	Fr./Fr.	Atlanta, Ga. (Mays HS)
61	Troy Fields	OL	6-4	274	Jr./Jr.	Miramar, Fla. (Miramar HS/Virginia Union)
20	Johnny Ford	RB/WR	5-5	180	So./So.	Miami, Fla. (Miami HS)
57	AJ Franco	LB	6-0	227	Jr./So.	Sarasota, Fla. (Riverview HS)
16	Kaden Frost	QB	6-3	197	So./Fr.	Naples, Fla. (Gulf Coast HS/Gardner-Webb)
31	Cody Gentry	DB	6-1	210	Jr./Jr.	Fort Worth, Texas (Brewer HS/Cisco CC/Southwest Oklahoma St.)
37	Camp Gobler	LB	6-3	225	Fr./Fr.	Stuart, Fla. (South Fork HS)
45	Darrien Grant	DE	6-4	254	Jr./So.	Bradenton, Fla. (Southeast HS)
47	Tae'Aviion Gray	LB	6-2	208	Fr./Fr.	Quitman, Ga. (Brook County HS)
98	Blake Green	DT	6-1	287	Sr./Jr.	Bradenton, Fla. (Bradenton Southeast HS/NW Missouri St.)
44	Antonio Grier Jr.	LB	6-1	222	So./So.	Atlanta, Ga. (Mays HS)
79	Dustyn Hall	OL	6-3	308	Fr./Fr.	Punta Gorda, Fla. (Charlotte HS)
7	Mike Hampton	CB	6-1	190	Sr./Jr.	Tampa, Fla. (Hillsborough HS)
64	Demetris Harris	OL	6-3	324	Jr./So.	Jacksonville, Fla. (Robert E. Lee HS)
34	Christian Helms	WR	6-2	193	Fr./Fr.	Seffner, Fla. (Seffner Christian HS)
26	Keyon Helton	DB	6-0	195	So./RFr.	Pensacola, Fla. (West Florida HS)
76	Jarrett Hoppole	OL	6-7	325	Sr./Jr.	Suffolk, Va. (Nansemond River HS/Virginia Tech)
80	Terrence Horne Jr.	WR	5-7	178	So./RFr.	Miramar, Fla. (Miramar HS)
69	Malachi Jean	DT	6-1	350	Sr./Sr.	Lake City, Fla. (Columbia HS/Prairie View A&M)
73	Donovan Jennings	OL	6-5	328	So./So.	Tampa, Fla. (Gaither HS)
10	Kelley Joiner Jr.	WR	5-9	175	Fr./Fr.	Groveland, Fla. (South Lake HS)
56	Tyrik Jones	DE	6-2	258	Jr./Jr.	Plantation, Fla. (Plantation HS/Ariz. Western CC)
90	Kevin Kegler	DT	6-2	294	Jr./Jr.	Madison, Fla. (Madison County HS)
51	Stacy Kirby Jr.	DL	6-3	260	So./RFr.	Orlando, Fla. (Jones HS)
58	Trey Laing	LB	6-2	214	So./RFr.	Tallahassee, Fla. (Godby HS)
22	Mekhi LaPointe	DB	6-2	200	Jr./So.	Seffner, Fla. (Armwood HS)
6	Kirk Livingstone	DE	6-4	275	Gr./Sr.	Fort Lauderdale, Fla. (Stranahan HS)
87	Frederick Lloyd Jr.	TE	6-5	235	Jr./So.	Tifton, Ga. (Tift County HS)
55	Patrick Macon	LB	6-3	245	Gr./Sr.	Memphis, Tenn. (Millington Central HS/Oklahoma State)
75	Jean Marcellus	OL	6-4	307	Jr./So.	Tampa, Fla. (Jefferson HS)
85	Jacob Mathis	TE	6-4	237	Sr./Jr.	Tampa, Fla. (Berkley Prep/Ole Miss)

2019 USF FOOTBALL ALPHABETICAL ROSTER

12	Jordan McCloud	QB	6-0	190	So./RFR.	Tampa, Fla. (Plant HS)
13	Eddie McDoom	WR	6-0	188	Sr./Jr.	Winter Garden, Fla. (West Orange HS/Michigan)
62	Matthew McDuffie	OL	6-5	326	Fr./Fr.	Glen Saint Mary, Fla. (Baker County HS)
19	Bryce Miller	WR	5-10	187	Jr./So.	St. Petersburg, Fla. (East Lake HS/Southeastern Univ.)
59	Andrew Mims	LB	6-1	226	Jr./So.	St. Johns, Fla. (Bartram Trail HS)
95	Thomas Nance	DE	6-3	252	Fr./Fr.	Eagle Lake, Fla. (Lake Region HS)
66	Matt Nelson	OL	6-2	289	Sr./Jr.	Ocala, Fla. (Trinity Catholic HS)
16	Brock Nichols	DB	6-0	197	Jr./Jr.	Naples, Fla. (Barron Collier HS/Delaware State)
77	Marcus Norman	OL	6-6	315	Gr./Sr.	Sebastian, Fla. (Sebastian River HS)
29	Brian Norris Jr.	LB	6-2	227	So./RFR.	Chiefland, Fla. (Chiefland HS)
27	Leonard Parker	S	5-11	209	Fr./Fr.	Tampa, Fla. (Plant HS)
15	Jernard Phillips	WR	5-10	167	Jr./Jr.	Miami, Fla. (Miami Central HS)
96	Kelvin Pinkney	DT	6-3	305	Jr./Jr.	Sarasota, Fla. (Booker HS)
81	Kevin Purlett	WR	6-2	241	Sr./Sr.	Miramar, Fla. (Miramar HS/Florida Tech)
4	Greg Reaves	DE	6-2	242	Gr./Sr.	Bradenton, Fla. (Manatee HS/Air Force Prep Acad.)
67	Hal Roberson	OL	6-1	328	Sr./Sr.	Tampa, Fla. (Riverview HS)
24	Nick Roberts	DB	5-11	190	Jr./So.	Jacksonville, Fla. (Oakleaf HS)
12	Zion Roland	DB	5-11	185	So./So.	St. Petersburg, Fla. (Admiral Farragut HS)
17	Kirk Rygol	QB	6-0	195	Jr./So.	Fort Mill, S.C. (Nation Ford HS/ASA College)
9	KJ Sails	DB	5-11	175	Sr./Jr.	Tampa, Fla. (East Bay HS/North Carolina)
70	Sebastian Sainterling	OL	6-2	370	So./RFR.	Hollywood, Fla. (Chaminade-Madonna HS)
20	Bentlee Sanders	DB	5-9	175	Jr./So.	Tampa, Fla. (Tampa Catholic HS)
28	Trevon Sands	RB	5-11	221	Sr./Sr.	Miami, Fla. (Southwest Miami HS)
54	Nico Sawtelle	LB	6-2	227	Gr./Sr.	Jensen Beach, Fla. (Jensen Beach HS)
36	Tyler Schlegel	P	6-4	185	Jr./So.	Jacksonville, Fla. (Episcopal HS/Eckerd College)
39	Trent Schneider	P	6-0	200	Sr./Jr.	Sydney, Australia (Carlingford HS/Santa Barbara City Coll.)
25	Kenny Scribner	K	5-11	210	Fr./Fr.	Punta Gorda, Fla. (Charlotte HS)
33	Odunayo Seriki Jr.	RB	5-10	185	Sr./Jr.	Apopka, Fla. (Apopka HS)
39	Trent Shaw	LB	6-2	210	Gr./Sr.	Lutz, Fla. (Steinbrenner HS)
32	Spencer Shrader	K	6-2	175	Fr./Fr.	Lithia, Fla. (Newsome HS)
42	Darius Slade	DE	6-5	257	Gr./Sr.	Montclair, N.J. (Montclair HS/Ohio St./Arizona St.)
21	Dave Small	RB	5-9	210	Jr./So.	Lauderhill, Fla. (Cardinal Gibbons HS)
68	Antonio Spanolios	OL	6-7	380	Sr./Jr.	Tarpon Springs, Fla. (Tarpon Springs HS/St. Petersburg CC)
5	Randall St. Felix	WR	6-2	211	Jr./So.	Miami, Fla. (Dr. Michael M. Krop HS)
71	Jeremiah Stafford	OL	6-4	312	Jr./So.	Citra, Fla. (North Marion HS)
35	Jabreel Stephens	DE	6-5	250	Jr./So.	Seffner, Fla. (Armwood HS)
8	Devin Studstill	DB	6-0	200	Gr./Sr.	Riviera Beach, Fla (Palm Beach Gardens HS/Notre Dame)
46	Ryan Thaxton	DL	6-4	245	Jr./So.	Alexandria, Va. (St. Stephen's & St. Agnes HS/Fort Scott CC/Tennessee)
53	Dakota Trice	LB	5-11	213	Jr./Jr.	Brandon, Fla. (Brandon HS/Jacksonville Univ.)
17	Kyle Trina	WR	5-10	200	Jr./So.	Tampa, Fla. (Plant HS)
40	Jason Vaughn	DE	6-5	233	Fr./Fr.	Auburndale, Fla. (Advance Prep Acad.)
92	John Waller	DL	6-4	315	So./RFR.	St. Petersburg, Fla. (Admiral Farragut Acad.)
72	Ethan Watson	OL	6-6	308	So./RFR.	Pensacola, Fla. (Catholic HS)
84	Xavier Weaver	WR	6-1	165	Fr./Fr.	Orlando, Fla. (Orlando Christian Prep)
24	Coby Weiss	K	5-9	180	Jr./Jr.	Gainesville, Fla. (Buchholz HS/Tennessee State)
52	Michael Wiggs	OL	6-3	311	Sr./Jr.	Lakeland, Fla. (Lake Gibson HS)
89	Mitchell Wilcox	TE	6-5	245	Sr./Sr.	Tarpon Springs, Fla. (Tarpon Springs HS)
97	Armon Williams	DT	6-3	323	So./RFR.	Snellville, Ga. (South Gwinnett HS)
43	Darius Williams	LB	6-0	252	Fr./Fr.	Miami, Fla. (Norland HS)
82	Latrell Williams	WR	5-11	177	Sr./Jr.	Lake City, Fla. (Columbia HS/Independence CC/Tennessee)
91	Rashawn Yates	DE	6-3	271	So./So.	Port St. Lucie, Fla. (Treasure Coast HS)

NUMERICAL

43	Darius Williams, LB
44	Antonio Grier Jr., LB
45	Darrien Grant, DE
46	Ryan Thaxton, DL
47	Tae'Aviion Gray, LB
48	Andrew Beardall, LS
49	Ian Deneen, LS
51	Stacy Kirby, DL
52	Michael Wiggs, OL
53	Dakota Trice, LB
54	Nico Sawtelle, LB
55	Patrick Mason, LB
56	Tyrik Jones, DE
57	Joshua Blanchard, OL
57	AJ Franco, LB
58	Trey Laing, LB
59	Andrew Mims, LB
61	Troy Fields, OL
62	Matthew McDuffie, OL
64	Demetris Harris, OL
66	Matt Nelson, OL
67	Hal Roberson, OL
68	Antonio Spanolios, OL
69	Malachi Jean, DT
70	Sebastian Sainterling, OL
71	Jeremiah Stafford, OL
72	Ethan Watson, OL
73	Donovan Jennings, OL
74	Brad Cecil, OL
75	Jean Marcellus, OL
76	Jarrett Hoppole, OL
77	Marcus Norman, OL
78	William Atterbury, OL
79	Dustyn Hall, OL
80	Terrence Horne, WR
81	Kevin Purlett, WR
82	Latrell Williams, WR
83	Logan Berryhill, WR
84	Xavier Weaver, WR
85	Jacob Mathis, TE
87	Frederick Lloyd, TE
88	Chris Carter, TE
89	Mitchell Wilcox, TE
90	Kevin Kegler, DL
91	Rashawn Yates, DL
92	John Waller, DT
93	Tyrone Barber, DL
95	Thomas Nance, DE
96	Kelvin Pinkney, DL
97	Armon Williams, DL
98	Blake Green, DT

2019 USF FOOTBALL DEPTH CHART

(GAME 2/LAST GAME STARTERS)

USF OFFENSE

POS	#	Name	Ht.	Wt.	Cl.
WR	15	Jernard Phillips	5-10	167	Jr.
	4	Stanley Clerveaux	6-3	216	Sr.
TE	89	Mitchell Wilcox (BA)	6-4	245	Sr.
	87	Fred Lloyd	6-5	235	So.
	85	Jacob Mathis	6-4	237	Jr.
RT	77	Marcus Norman	6-6	315	Sr.
	76	Jarrett Hopple	6-7	325	Jr.
RG	73	Donovan Jennings (BA)	6-5	328	So.
	67	Hal Roberson (BA)	6-1	328	Sr.
C	74	Brad Cecil	6-4	307	So.
	66	Matt Nelson	6-2	289	Jr.
LG	64	Demetris Harris	6-3	324	So.
	52	Michael Wiggs (BA)	6-3	311	Jr.
LT	78	William Atterbury (BA)	6-4	305	Sr.
	57	Joshua Blanchard	6-3	330	Fr.
QB	11	Blake Barnett	6-5	225	Sr.
	12	Jordan McCloud (BA)	6-0	190	RFr.
HB	2	Jordan Cronkrite	5-11	202	Sr.
	28	Trevon Sands	5-11	221	Sr.
	33	Udunayo Seriki, Jr.	5-10	185	Jr.
SLOT	13	Eddie McDoom	6-0	188	Jr.
	20	Johnny Ford	5-5	180	So.
	19	Bryce Miller (BA)	5-10	187	So.
WR	5	Randall St. Felix	6-2	211	So.
	84	Xavier Weaver	6-1	165	Fr.
	81	Kevin Purlett	6-2	241	Sr.

USF SPECIALISTS

POS	#	Name	Ht.	Wt.	Cl.
P	39	Trent Schneider	6-0	197	Jr.
	25	Kenny Scribner	5-11	210	Fr.
PK	24	Coby Weiss	5-9	180	Jr.
	32	Spencer Shrader (BA)	6-2	175	Fr.
H	39	Trent Schneider	6-0	197	Jr.
LS	49	Ian Deneen	5-10	226	So.
	48	Andrew Beardall	5-8	220	RFr.
KO	32	Spencer Shrader (BA)	6-2	175	Fr.
KR	20	Bentlee Sanders (BA)	5-9	175	So.
	15	Jernard Phillips	5-10	167	Jr.
PR	9	KJ Sails (BA)	5-11	175	Jr.
	20	Bentlee Sanders (BA)	5-9	175	RFr.
	20	Johnny Ford	5-5	180	So.

USF DEFENSE

POS	#	Name	Ht.	Wt.	Cl.
DE	4	Greg Reaves (BA)	6-2	242	Sr.
	40	Jason Vaughn	6-5	233	Fr.
DT	6	Kirk Livingstone	6-4	275	Sr.
	90	Kevin Kegler	6-2	294	Jr.
	91	Rashawn Yates	6-3	271	So.
DT	96	Kelvin Pinkney (BA)	6-3	305	Jr.
	98	Blake Green (BA)	6-1	287	Jr.
DE	42	Darius Slade	6-5	257	Sr.
MLB	55	Patrick Macon	6-3	245	Sr.
	54	Nico Sawtelle	6-2	227	Sr.
SLB	11	Dwayne Boyles Jr.	6-3	227	So.
	47	Tae'Aviion Gray	6-2	208	Fr.
WLB	44	Antonio Grier, Jr.	6-1	222	So.
	41	Demaurez Bellamy	5-10	223	Fr.
CB	7	Mike Hampton (BA)	6-1	190	Jr.
	25	Eugene Bowman	6-0	183	RFr.
SS	8	Devin Studstill	6-0	200	Sr.
	2	Nick Roberts	5-11	190	So.
FS	3	Vincent Davis	5-11	181	So.
	22	Mekhi LaPointe (BA)	6-2	200	So.
CB	9	KJ Sails (BA)	5-11	175	Jr.
	20	Bentlee Sanders (BA)	5-9	175	So.
NICKEL	20	Bentlee Sanders (BA)	5-9	175	So.

(BA) = NATIVE OF SEVEN-COUNTY TAMPA BAY AREA

PRONUNCIATION CHART

41	DEMAUREZ Bellamy	Duh-MAR-ez
86	Stanley CLERVEAUX	CLAIR-voe
2	Jordan CRONKRITE	CRONK-right
18	Augie DEBIASE	DEE-BEE-aussie
18	DeVONTRES Dukes	duh-VON-treys
37	Camp GOBLER	GOH-bler
47	TAE'AVIION Gray	TAY-vee-ON
26	KEYON Helton	KEY-on
10	KELLEY Joiner	Kelly
56	TYRIK Jones	TIE-reek
22	MEKHI LaPointe	MA-Kie
94	Kirk LIVINGSTONE	living-STONE
55	Patrick MACON	MAY-con
75	JEAN Marcellus	GENE
67	Hal ROBERSON	ROE-bur-son
17	Kirk RYGOL	RYE-gull
28	TREVON Sands	TREY-von
54	NICO SAWTELLE	KNEE-coe SAW-tell
33	ODUNAYO SERIKI	OH-dah-NAY-Oh Sir-EEE-key
17	Kyle TRINA	TREE-na
24	Coby WEISS	WICE

CAREER STARTS CHART

	2018	2017	2016	2015	CAREER
Marcus Norman (OL)	13	12	9	-	34
Mitchell Wilcox (TE)	11	8	9	-	28
William Atterbury (OL)	13	10	4	-	27
Kirk Livingstone (DE)	12	-	13	-	25
Greg Reaves (DE)	13	12	-	-	25
Nico Sawtelle (LB)	6	12	-	-	18
Mike Hampton (CB)	11	1	-	-	12
Blake Barnett (QB)	10	-	-	-	10
Stanley Clerveaux (WR)	10	1	-	-	11
Jordan Cronkrite (RB)	11	-	-	-	11
Demetris Harris (OL)	11	-	-	-	11
Kevin Keglner (DT)	10	-	-	-	10
Nick Roberts (S)	11	-	-	-	11
Randall St. Felix (WR)	10	-	-	-	10
Brad Cecil (OL)	7	-	-	-	7
Michael Wiggs (OL)	6	-	-	-	6
Kelvin Pinkney (DT)	5	-	-	-	5
Mekhi LaPointe (SS)	4	-	-	-	4
Vincent Davis (CB)	3	-	-	-	3
Donovan Jennings (OL)	4	-	-	-	4
Dwayne Boyles (LB)	2	-	-	-	2
Hal Roberson (OL)	2	-	-	-	2
Bentlee Sanders (SS)	2	-	-	-	2
Trevon Sands (RB)	1	1	-	-	2
Rashawn Yates (DT)	2	-	-	-	2
Tyrone Barber (DT)	1	-	-	-	1
Johnny Ford (RB)	1	-	-	-	1
Jacob Mathis (TE)	1	-	-	-	1

2019 GAME-BY-GAME LEADERS

GAME	RUSHING	PASSING (C-A-YD-INT-TD)	CATCHES	REC YARDS	TACKLES
ELON	Ford (8-43-0)	Barnett (24-34-305-0-3)	St. Felix (7)	St. Felix (143)	Thomas/McGee (11)

2019 FIELD GOALS

Field Goals	fg	pct.	01-19	20-29	30-39	40-49	50-99	lg	blk
Coby Weiss									
FG Sequence			USF		Opponents				
at Temple			35		(29), 33, 36				
--									
(miss)									

2019 USF GAME-BY-GAME STARTERS**OFFENSE**

GAME	LT	LG	C	RG	RT	TE	QB	HB	Slot	WR	WR
WISCONSIN	Atterbury	Harris	Cecil	Jennings	Norman	Wilcox	Barnett	Cronkrite	McDoom	Phillips	St. Felix

**Started four wide receivers

***Started two tight ends

DEFENSE

GAME	DE	DT	DT	DE	MLB	WLB	CB	Nickel	SS	FS	CB
WISCONSIN	Reaves	Livingstone	Pinkney	Slade	Macon	Boyles	Hampton	Roberts	Studstill	Davis	Sails

TURNOVERS FORCED

TEAM	INT	FUMBLE	DEF TD	TOTAL
USF	--	1	-	1
Opponents	2	1	1	3

USF CAUSED: 1 **OPP CAUSED: 3**
USF POINTS OFF TO: -- **OPP POINTS OFF TO: 14**
USF DEFENSIVE TD'S: - **OPP DEFENSIVE TD'S: 1**

USF TURNOVERS FORCED

QT	Play	Ball On	Result
WISCONSIN (1)			
2nd	FUM: KJ Sails	USF 43	Punt

OPPONENT TURNOVERS FORCED

QT	Play	Ball On	Result
WISCONSIN (1)			
1st	FUM: of Barnett	Returned for TD	TD
2nd	INT: of Barnett	USF 44	Fumble
4th	INT: of Barnett	USF 32	TD

USF DRIVE CHART

DISPLAYED USF/OPPONENT

	Possessions	TDs	FGs Made	FGs Missed	Fumble	Int.	Safety	Punt	Turnover on Downs	End of Half	End of Game	80+ yard Drives	3 and Out
WISCONSIN	15/15	0/6	0/0	1/1	1/1	2/0	0/0	8/5	2/0	1/0	0/1	0/1	5/2
TOTALS	---												

USF SCORING DRIVES

QT	When	Score	Play	DRIVE
WISCONSIN				
NONE				

SCORING DRIVES 3:00 OR LESS: -- (-- TD; --- FG)
SCORING DRIVES 2:00 OR LESS: --
SCORING DRIVES 1:00 OR LESS: --

LONG DRIVES:

Longest by PLAYS:

8 plays (49 yards, 4:45, missed FG vs. Wisconsin)

Longest by YARDS:

49 yards (8 plays; missed FG, vs. Wisconsin)

Longest by TIME:

4:45 (8 plays, 49 yards, Missed FG vs. Wisconsin)

DEFENSE/SPECIAL TEAMS TOUCHDOWNS: --
DEFENSIVE SCORING PLAYS

--

2019 GAME-BY-GAME TEAM STATISTICS

GAME	FINAL SCORE	QUARTERS				1st DOWNS		RUSHING		PASSING			TOT OFF	PUNTS		PENALTY			3RD	4TH	RED	SACKS		FIELD GOALS		POSSESSION TIME				
		1	2	3	4	OT	R-P-PE	TOT	NO-YDS	TD	C-A-I	YDS	TD	YDS	NO.-AVG	F-FL	NO-YDS	DNS	DNS	ZONE	NO-YDS	GOALS	1	2	3	4	TOT			
USF	0	0	0	0	0	3-5-1	9	23-26-0	16-33-2	131	0	157	8-44.2	4-1	9-45	3-14	0-2	0-1	3-20	0-1	5:34	6:08	6:27	6:51	25:00					
vs. WISCONSIN	49	7	21	14	7	13-9-0	22	43-234-4	19-26-0	199	2	433	5-40.8	1-1	4-40	6-13	1-1	2-3	4-30	0-3	9:26	8:52	8:33	8:09	35:00					

USF EXPLOSIVE PLAYS (20+ YARDS)

	20-29	30-39	40-49	50-59	60-69	70-79	80-89	90-99	TOTAL
RUSHING									
None									
TOTALS	--								
RECEIVING									
None									
TOTALS	--								
PASSING									
None									
TOTALS	--								

COMBINED EXPLOSIVE PLAYS

None

USF EXPLOSIVE PLAYS (20+ YARDS)

EXPLOSIVE PLAY BREAKDOWN

USF TOTAL (Run & Pass): None

OPPONENT TOTAL: 5 (4 RUN, 1 PASS)

USF GAME HIGH: --

OPPONENT GAME HIGH: 5 vs Wisconsin

USF

Long Pass: 15, McCloud to Purlett vs Wisconsin

Long Run: 19, McCloud vs. Wisconsin

Long Punt Return: 17, Sails vs. Wisconsin

Long Kickoff Return: 22, Sanders vs. Wisconsin

Long INT Return: --

OPPONENT

Long Pass: 38 (TD), Jonathan Taylor, Wisconsin

Long Run: 38 (TD), Jonathan Taylor, Wisconsin

Long Def: 16 (TD), FR, Henningsen, Wisconsin

WISCONSIN (0)

--

EXPLOSIVE PLAYS BY LENGTH

QT LENGTH.TYPE... PLAYER..... OPP

None

▲ 50 + YARD PLAYS ▲

None

GAME HIGH 20+ PLAYS: None

SEASON TOTAL 20+ PLAYS: None

▼ LONG PLAYS FOR TOUCHDOWNS

None

TOTAL 20+ FOR TD: --
GAME HIGH 20+ FOR TD: --

▼ 30+ YARD SPECIAL TEAMS PLAYS

None

2018 GAME-BY-GAME STATISTICS

GAME-BY-GAME PASSING

#11 BLAKE BARNETT

	COMP	ATT	INT	PCT	YDS	TD	LG	SACK	EFF	TOT:YDS	TD
WISCONSIN	13	30	2	.433	109	0	13	3	60.52	106	0

#12 JORDAN MCCLLOUD

	COMP	ATT	INT	PCT	YDS	TD	LG	SACK	EFF
WISCONSIN	3	3	0	100.0	22	0	15	1	161.6

	COMP	ATT	INT	PCT	YDS	TD	LG	SACK	EFF
-									

2019 GAME-BY-GAME RUSHING (CARRIES-YARDS-TD)

PLAYER	WIS	@GT	SC STATE	SMU	@UConn	BYU	@Navy	@ECU	TEMPLE	CINC	MEM	@UCF
Jordan McCloud, QB	3-23-0											
Jordan Cronkrite, RB	6-9-0											
Trevon Sands, RB	5-2-0											
Spencer Shrader, K/P	1-1-0											
Kelley Joiner, WR	1-0-0											
Blake Barnett, QB	7-(-3)-0											

2019 GAME-BY-GAME RECEIVING (CATCHES-YARDS-TD)

PLAYER	WIS	@GT	SC STATE	SMU	@UConn	BYU	@Navy	@ECU	TEMPLE	CINC	MEM	@UCF
Jordan Cronkrite, RB	3-23-0											
Randall St. Felix, WR	3-21-0											
Bryce Miller, WR	3-16-0											
Kevin Purlett, WR	1-15-0											
DeVontres Dukes, WR	1-13-0											
Trevon Sands, RB	1-13-0											
Jernard Phillips, WR	1-12-0											
Mitchell Wilcox, TE	1-11-0											
Xavier Weaver, WR	1-6-0											
Sean Atkins, WR	1-1-0											

2019 GAME-BY-GAME SACKS

PLAYER	S-AS	TOTAL	WIS	@GT	SC ST	SMU	@UConn	BYU	@Navy	@ECU	TEMPLE	CINC	MEM	@UCF
Kirk Livingston	1-0	1.0	1.0-7											
Greg Reaves	1-0	1.0	1.0-6											
Patrick Macon	1-0	1.0	1.0-7											
TEAM TOTAL	3-0	3.0	3.0-20											

GAME-BY-GAME TACKLES

PLAYER	UA-A	TOTAL	WIS	@GT	SC ST	SMU	@UCONN	BYU	@Navy	@ECU	TEM	CINC	MEM	@UCF	--
Patrick Macon	10-5	15	15												
Mekhi LaPointe	3-2	5	5												
Nick Roberts	3-2	5	5												
Devin Studstill	1-4	5	5												
Bentlee Sanders	4-0	4	4												
Mike Hampton	4-0	4	4												
Greg Reaves	3-1	4	4												
Vincent Davis	3-1	4	4												
Darius Slade	2-1	3	3												
Kirk Livingstone	1-2	3	3												
Dwayne Boyles	1-2	3	3												
Brian Norris	0-3	3	3												
KJ Sails	2-0	2	2												
McArthur Burnett	2-0	2	2												
Demaruez Bellamy	1-1	2	2												
Antonio Grier	1-1	2	2												
Trevon Sands	1-1	2	2												
Ryan Thaxton	1-0	1	1												
Tyrik Jones	1-0	1	1												
Andrew Mims	1-0	1	1												
Kevin Kegler	1-0	1	1												
Brock Nichols	1-0	1	1												
Rashawn Yates	1-0	1	1												
Bryce Miller	0-1	1	1												
Ian Deneen	0-1	1	1												
Jason Vaughn	0-1	1	1												

GAME-BY-GAME TFL

PLAYER	UA-A	TOTAL	WIS	@GT	SC ST	SMU	@UCONN	BYU	@Navy	@ECU	TEM	CINC	MEM	@UCF	--
Patrick Macon	4-0	4.0	4.0-11												
Greg Reaves	2-0	2.0	2.0-9												
Kirk Livingstone	2-0	2.0	2.0-9												
KJ Sails	1-0	1.0	1.0-1												
Kevin Kegler	1-0	1.0	1.0-3												
Devin Studstill	0-1	.5	0.5-1												
Antonio Grier	0-1	.5	0.5-0												
TEAM		11.0-34													

NCAA/CONFERENCE RANKINGS - TEAM

Statistic	National Rank	Conference Rank	Value	National Leader	Value	Conference Leader	Value
3rd Down Conversion Pct (127 ranked)	115	11	0.214	Kansas St.	0.833	Temple	0.733
3rd Down Conversion Pct Defense (127 ranked)	95	11	0.462	UTSA	0.000	Memphis UConn	0.100 0.100
4th Down Conversion Pct (73 ranked)	73	7	0.000	31 teams tied	1.000	UCF Navy Temple	1.000 1.000 1.000
4th Down Conversion Pct Defense (103 ranked)	103	11	1.000	58 teams tied	0.000	6 teams tied	0.000
Blocked Kicks (2 ranked)				Baylor	2	UCF	1
Blocked Kicks Allowed (121 ranked)	1	1	0	120 teams tied	0	11 teams tied	0
Blocked Punts (1 ranked)				7 teams tied	1		
Blocked Punts Allowed (124 ranked)	1	1	0	123 teams tied	0	11 teams tied	0
Completion Percentage (127 ranked)	114	12	0.485	Air Force	1.000	Tulane	0.789
Defensive TDs (1 ranked)				Utah Nebraska	2 2		
Fewest Penalties (126 ranked)	103	9	9	TCU Wake Forest UNLV	1 1 1	Navy	3
Fewest Penalties Per Game (126 ranked)	103	9	9.00	TCU Wake Forest UNLV	1.00 1.00 1.00	Navy	3.00
Fewest Penalty Yards (127 ranked)	47	2	45	New Mexico St.	0	Navy	25
Fewest Penalty Yards Per Game (126 ranked)	46	2	45.00	UNLV TCU	5.00 5.00	Navy	25.00
First Downs Defense (127 ranked)	80	9	22	Maryland Bowling Green	4 4	UCF	8
First Downs Offense (126 ranked)	125	11	9	UCF	42	UCF	42
Fumbles Lost (123 ranked)	51	6	1	50 teams tied	0	5 teams tied	0
Fumbles Recovered (30 ranked)	30	4	1	Nevada Mississippi St.	3 3	SMU Houston Cincinnati	2 2 2
Kickoff Return Defense (127 ranked)	93	10	23.00	14 teams tied	0.00	East Carolina	0.00
Kickoff Returns (107 ranked)	83	8	17.00	Western Mich.	47.67	SMU	36.50
Net Punting (123 ranked)	95	10	34.00	Arizona St.	58.00	Navy	46.00
Passes Had Intercepted (125 ranked)	96	12	2	61 teams tied	0	4 teams tied	0
Passes Intercepted (34 ranked)				Eastern Mich. Texas A&M Arizona	4 4 4	Cincinnati	2
Passing Offense (127 ranked)	110	11	131.0	Washington St. Temple	507.0 507.0	Temple	507.0
Passing Yards Allowed (127 ranked)	60	8	199.0	Bowling Green LSU	24.0 24.0	UConn	82.0
Passing Yards per Completion (127 ranked)	115	11	8.19	Air Force	41.00	Navy	17.17
Punt Return Defense (127 ranked)	115	12	15.50	Florida St. Central Mich.	-3.00 -3.00	Navy	-1.00
Punt Returns (127 ranked)	14	2	17.00	Southern Miss.	46.50	Cincinnati	25.00
Red Zone Defense (71 ranked)	34	4	0.667	11 teams tied	0.000	UCF	0.000
Red Zone Offense (121 ranked)	121	11	0.000	60 teams tied	1.000	5 teams tied	1.000
Rushing Defense (127 ranked)	113	11	234.0	Michigan St.	-73.0	UCF	4.0
Rushing Offense (127 ranked)	124	11	26.0	Navy	428.0	Navy	428.0
Sacks Allowed (127 ranked)	115	11	4.00	28 teams tied	0.00	Temple UCF	0.00 0.00
Scoring Defense (127 ranked)	121	11	49.0	5 teams tied	0.0	UCF	0.0
Scoring Offense (124 ranked)				Penn St. Maryland	79.0 79.0	UCF	62.0
Tackles for Loss Allowed (126 ranked)	49	4	5.00	Iowa Ohio	1.00 1.00	Temple	2.00
Team Passing Efficiency (127 ranked)	125	12	69.71	Air Force	444.40	Temple	202.37
Team Passing Efficiency Defense (127 ranked)	107	11	162.75	LSU	54.69	UCF	60.36
Team Sacks (81 ranked)	29	2	3.00	Florida	10.00	UConn	4.00
Team Tackles for Loss (126 ranked)	8	2	11.0	Florida	16.0	UCF	12.0
Time of Possession (127 ranked)	112	11	25:00	Kansas St.	41:09	Memphis	38:41
Total Defense (127 ranked)	92	10	433.0	Maryland	68.0	UCF	96.0
Total Offense (127 ranked)	125	11	157.0	Temple	695.0	Temple	695.0
Turnover Margin (127 ranked)	97	9	-2.00	Nevada	5.00	SMU Cincinnati Houston	2.00 2.00 2.00
Turnovers Gained (64 ranked)	64	5	1	Arizona	6	Cincinnati	4
Turnovers Lost (127 ranked)	95	11	3	22 teams tied	0	UCF Houston	0 0
Winning Percentage (84 ranked)	84	9	0.000	83 teams tied	1.000	8 teams tied	1.000

NCAA/CONFERENCE RANKINGS - INDIVIDUAL

Statistic	Player	National Rank	Conference Rank	Value	National Leader	Value	Conference Leader	Value
All Purpose (196 ranked)					Chuba Hubbard, Oklahoma St.	250.00	Isaiah Wright, Temple	219.00
Blocked Kicks (0 ranked)								
Combined Kick Returns (199 ranked)	Bentlee Sanders Brock Nichols KJ Sails	70 142 155	7 17 18	39 19 17	Jaylond Adams, Southern Miss.	182	CJ Sanders, SMU	133
Completion Percentage (121 ranked)	Blake Barnett	114	11	0.433	Mike Glass III, Eastern Mich.	0.909	Anthony Russo, Temple	0.780
Completions Per Game (100 ranked)	Blake Barnett	100	10	13.00	Alan Bowman, Texas Tech	40.00	Anthony Russo, Temple	32.00
Field Goal Percentage (74 ranked)					61 players tied	1.000	4 players tied	1.000
Field Goals Per Game (42 ranked)					Eric Sachse, Boise St. Jonathan Song, TCU	5.00 5.00	Kevin Robledo, SMU	3.00
Forced Fumbles (8 ranked)	Patrick Macon	8	1	1.00	7 players tied	2.00	8 players tied	1.00
Fumbles Recovered (2 ranked)	KJ Sails	2	1	1	Kenny Willekes, Michigan St.	2	9 players tied	1
Interceptions Per Game (8 ranked)					7 players tied	2.0	5 players tied	1.0
Kickoff Return TDs (1 ranked)					5 players tied	1	CJ Sanders, SMU	1
Kickoff Returns (63 ranked)	Bentlee Sanders	38	5	19.5	Deion Hair-Griffin, North Texas	78.5	CJ Sanders, SMU	44.3
Passes Defended (15 ranked)					Isaiah Rodgers, Massachusetts Tariq Thompson, San Diego St.	4.0 4.0	Brandon Stephens, SMU	3.0
Passing Efficiency (121 ranked)	Blake Barnett	120	11	60.5	Jon Wassink, Western Mich.	269.6	J. McMILLAN, Tulane	207.3
Passing TDs (4 ranked)					Joe Burrow, LSU Anthony Gordon, Washington St. Jon Wassink, Western Mich.	5 5 5	Anthony Russo, Temple	4
Passing Yards (130 ranked)	Blake Barnett	114	12	109	Alan Bowman, Texas Tech	436	Anthony Russo, Temple	409
Passing Yards Per Game (130 ranked)	Blake Barnett	114	12	109.0	Alan Bowman, Texas Tech	436.0	Anthony Russo, Temple	409.0
Passing Yards per Completion (121 ranked)	Blake Barnett	109	9	8.38	Brandon Jones, UTEP	26.80	J. McMILLAN, Tulane	14.21
Points Responsible For (188 ranked)					Jalen Hurts, Oklahoma	36	Anthony Russo, Temple	24
Points Responsible For Per Game (188 ranked)					Jalen Hurts, Oklahoma	36.0	Anthony Russo, Temple	24.0
Punt Return TDs (1 ranked)					5 players tied	1		
Punt Returns (69 ranked)					Jaylond Adams, Southern Miss.	46.5	Otis Anderson, UCF	13.2
Punting (74 ranked)	Trent Schneider	26	5	45.4	Michael Turk, Arizona St.	63.0	Jonn Young, East Carolina	49.0
Receiving TDs (5 ranked)					Omar Bayless, Arkansas St. Cedric Byrd, Hawaii	4 4	Gabriel Davis, UCF	2
Receiving Yards (200 ranked)					Cedric Byrd, Hawaii	224	Reggie Roberson, Jr., SMU	180
Receiving Yards Per Game (200 ranked)					Cedric Byrd, Hawaii	224.0	Reggie Roberson, Jr., SMU	180.0
Receptions Per Game (152 ranked)					Cedric Byrd, Hawaii Deshaunte Jones, Iowa St.	14.0 14.0	Reggie Roberson, Jr., SMU	11.0
Rush Yards Per Carry (186 ranked)					Josh Johnson, La.-Monroe	17.30	CJ Williams, Navy	9.10
Rushing TDs (2 ranked)					Isaih Pacheco, Rutgers	4	Xavier Jones, SMU Nelson Smith, Navy	3 3
Rushing Yards (198 ranked)					Chuba Hubbard, Oklahoma St.	221	Kevin Mensah, UConn	144
Rushing Yards Per Game (198 ranked)					Chuba Hubbard, Oklahoma St.	221.0	Kevin Mensah, UConn	144.0
Sacks (35 ranked)	Kirk Livingstone Patrick Macon Greg Reaves	35 35 35	2 2 2	1.00 1.00 1.00	Yetur Gross-Matos, Penn St.	2.50	Lwal Uguak, UConn	2.00
Scoring (135 ranked)					4 players tied	24.0	Xavier Jones, SMU Nelson Smith, Navy	18.0 18.0
Solo Tackles (123 ranked)	Patrick Macon	7	1	10.0	David Woodward, Utah St.	18.0	Patrick Macon, South Fla.	10.0
Tackles For Loss (92 ranked)	Patrick Macon Greg Reaves Kirk Livingstone	1 24 24	1 3 3	4.0 2.0 2.0	Kekaula Kaniho, Boise St. Patrick Macon, South Fla. Delontae Scott, SMU	4.0 4.0 4.0	Patrick Macon, South Fla. Delontae Scott, SMU	4.0 4.0
Total Interceptions (8 ranked)					7 players tied	2	5 players tied	1
Total Offense (200 ranked)	Blake Barnett	157	15	106.0	Jalen Hurts, Oklahoma	508.0	Anthony Russo, Temple	419.0
Total Points Scored (135 ranked)					4 players tied	24	Xavier Jones, SMU Nelson Smith, Navy	18 18
Total Tackles (422 ranked)	Patrick Macon Mekhi LaPointe Nick Roberts Devin Studstill	6 422 422 422	1 29 29 29	15.0 5.0 5.0 5.0	David Woodward, Utah St.	24.0	Patrick Macon, South Fla.	15.0
Total Touchdowns (66 ranked)					4 players tied	4	Xavier Jones, SMU Nelson Smith, Navy	3 3
Yards per Pass Attempt (121 ranked)	Blake Barnett	116	11	3.63	Jon Wassink, Western Mich.	14.72	J. McMILLAN, Tulane	11.06
Yards per Reception (198 ranked)					Tre'Shon Wolf, UTEP	48.00	Re'Mahn Davis, Temple	39.00

WIDE RECEIVERS/TIGHT ENDS

#5 WR RANDALL ST. FELIX

Receptions..... 7, vs. Elon (9/1/18)
 Receiving Yards..... 165, vs. Marshall (12/20/18)
 Long..... 75, vs. UConn (10/20/18)
 Receiving TD..... 2, vs. Marshall (12/20/18)

#4 WR STANLEY CLERVEAUX

Receptions..... 5, (2X), last vs. Tulane (11/3/18)
 Receiving Yards..... 51, vs. Marshall (12/20/18)
 Long Reception..... 25, vs. Marshall (12/20/18)
 Receiving TDs..... 0

#13 WR EDDIE MCDOOM

Receptions..... 3, at Penn State (10/21/17)
 Receiving Yards..... 33, at Illinois (10/22/16)
 Long Reception..... 33, at Illinois (10/22/16)
 Receiving TDs..... 0
 Rushing Yards..... 53, at Michigan State (10/29/16)
 Long Run..... 33, at Michigan State (10/29/16)

#15 WR JERNARD PHILLIPS

Receptions..... 5, vs. Tulane (11/3/18)
 Receiving Yards..... 62, vs. Tulane (11/3/18)
 Long Reception..... 15, (2X), last vs. Tulane (11/3/18)
 Receiving TDs..... 0
 Long Kickoff Return..... 69, vs. UConn (10/20/18)
 Kickoff Return Yards..... 90, vs. UConn (10/20/18)
 Kickoff Return Average..... 45.0, vs. UConn (10/20/18)

#18 WR DEVONTRES DUKES

Receptions..... 2, Illinois (9/15/17)
 Receiving Yards..... 24, Illinois (9/15/17)
 Long..... 13, vs. Wisconsin (8/30/19)
 Receiving TD..... 0

#19 WR BRYCE MILLER

Receptions..... 3, vs. Wisconsin (8/30/19)
 Receiving Yards..... 16, vs. Wisconsin (8/30/19)
 Long..... 9, vs. Wisconsin (8/30/19)
 Receiving TD..... 0

#20 WR JOHNNY FORD

Rushes..... 16, at Houston (10/27/18)
 Rushing Yards..... 164, vs. UConn (10/20/18)
 Long Rush..... 78, vs. UConn (10/20/18)
 Rushings TDs..... 3, vs. UConn (10/20/18)
 Receptions..... 1, vs. ECU (9/22/18)
 Receiving Yards..... 39, vs. ECU (9/22/18)
 Receiving TDs..... 0
 Long Reception..... 39, vs. ECU (9/22/18)
 Long Kickoff Return..... 32, vs. UConn (10/20/18)
 Kickoff Return Yards..... 50, vs. UConn (10/20/18)
 Kickoff Return Average..... 16.0, vs. UConn (10/20/18)

#38 WR SEAN ATKINS

Receptions..... 1, vs. Wisconsin (8/30/19)
 Receiving Yards..... 1, vs. Wisconsin (8/30/19)
 Long..... 1, vs. Wisconsin (8/30/19)
 Receiving TD..... 0

#80 WR TERRENCE HORNE

Receptions..... 2, vs. Georgia Tech (9/8/18)
 Receiving Yards..... 11, vs. Georgia Tech (9/8/18)
 Long..... 8, vs. Georgia Tech (9/8/18)
 Receiving TD..... 1, vs. Georgia Tech (9/8/18)
 Long Kickoff Return..... 98, vs. Georgia Tech (9/8/18)
 Kickoff Return Yards..... 264, vs. Georgia Tech (9/8/18)
 Kickoff Return Average..... 52.8, vs. Georgia Tech (9/8/18)
 Kickoff Return Touchdown..... 2, vs. Georgia Tech (9/8/18)

#81 WR KEVIN PURLETT

Receptions..... 1, vs. Wisconsin (8/30/19)
 Receiving Yards..... 15, vs. Wisconsin (8/30/19)
 Long..... 15, vs. Wisconsin (8/30/19)
 Receiving TD..... 0

#84 WR XAVIER WEAVER

Receptions..... 1, vs. Wisconsin (8/30/19)
 Receiving Yards..... 6, vs. Wisconsin (8/30/19)
 Long..... 6, vs. Wisconsin (8/30/19)
 Receiving TD..... 0

#85 TE JACOB MATHIS

Receptions..... 3, at Temple (11/17/18)
 Receiving Yards..... 15, at Temple (11/17/18)
 Long..... 7, at Temple (11/17/18)
 Receiving TD..... 0

#87 TE FREDERICK LLOYD

Receptions..... 0
 Receiving Yards..... 0
 Long Reception..... 0
 Receiving TDs..... 0

#89 TE MITCHELL WILCOX

Receptions..... 8, at Illinois (9/15/18)
 Receiving Yards..... 109, at Illinois (9/15/18)
 Receiving TDs..... 1, 6X, last at Cincinnati (11/10/18)
 Long Reception..... 52, vs. Florida State (9/24/16)

QUARTERBACKS

#11 QB BLAKE BARNETT

Completions..... 29, vs. Tulane (11/3/18)
 Attempts..... 49, vs. Tulane (11/3/18)
 Passing Yards..... 411, at Illinois (9/15/18)
 Long Pass..... 75 (TD), vs. UConn (10/20/18)
 Passing TDs..... 3, vs. Elon (9/1/18)
 Rushes..... 16, vs. Tulane (11/3/18)
 Rushing Yards..... 86, vs. Georgia Tech (9/8/18)
 Long Rush..... 39, vs. Tulane (11/3/18)
 Rushing TDs..... 2, (2X), last at Tulsa (10/12/18)
 Total Yards..... 428, at Illinois (9/15/18)

#12 QB JORDAN MCCLLOUD

Completions..... 3, vs. Wisconsin (8/30/19)
 Attempts..... 3, vs. Wisconsin (8/30/19)
 Passing Yards..... 22, vs. Wisconsin (8/30/19)
 Long Pass..... 15, vs. Wisconsin (8/30/19)
 Passing TDs..... 0
 Rushes..... 3, vs. Wisconsin (8/30/19)
 Rushing Yards..... 17, vs. Wisconsin (8/30/19)
 Long Rush..... 19, vs. Wisconsin (8/30/19)
 Rushing TDs..... 0
 Total Yards..... 39, vs. Wisconsin (8/30/19)

RUNNING BACKS

#2 RB JORDAN CRONKRITE

Rushes..... 25, at Tulsa (10/12/18)
 Rushing Yards..... 302, at UMass (10/6/18)
 Long Rush..... 80, vs. ECU (9/22/18)
 Rushings TDs..... 3, at UMass (10/6/18)
 Receptions..... 5, at Tennessee (9/24/16)
 Receiving Yards..... 49, at South Carolina (11/14/15)
 Long Reception..... 41, at South Carolina (11/14/15)
 Receiving Touchdowns... 1, 2X, last at Tennessee (9/24/16)

#28 RB TREVON SANDS

Rushes..... 8, vs. Illinois (9/15/17)
 Rushing Yards..... 43, vs. Illinois (9/15/17)
 Long..... 14, vs. Elon (9/1/18)
 Rushing TD..... 0
 Receptions..... 1, vs. Wisconsin (8/30/19)
 Receiving Yards..... 13, vs. Wisconsin (8/30/19)
 Long Reception..... 13, vs. Wisconsin (8/30/19)
 Receiving TD..... 0

SPECIALISTS

#24 K COBY WEISS

Field Goals..... 3, at UMass (10/6/18)
 Long Field Goal..... 39, vs. Austin Peay (10/14/17)
 Points..... 16, at UMass (10/6/18)
 FG Streak..... 6, (2018)

#32 P SPENCER SHRADER

Punts..... 1, vs. Wisconsin (8/30/19)
 Yards..... 36, vs. Wisconsin (8/30/19)
 Avg..... 36.0, vs. Wisconsin (8/30/19)
 Long..... 36, vs. Wisconsin (8/30/19)
 Inside 20..... 0

#39 P TRENT SCHNEIDER

Punts..... 10, at Cincinnati (11/10/18)
 Yards..... 443, vs. ECU (9/22/18)
 Avg..... 49.2, vs. ECU (9/22/18)
 Long..... 72, vs. ECU (9/22/18)
 Inside 20..... 2, (5X), last at Cincinnati (11/10/18)

DEFENSIVE BACKS

#2 DB NICK ROBERTS

Tackles.....10, (2X), last vs. UConn (10/20/18)
 TFL.....1.0, at UMass (10/6/18)
 Sacks.....0
 INT.....1, (2X), last vs. UConn (10/20/18)
 PBU.....1, 2X, last at Cincinnati (11/10/18)

#3 DB VINCENT DAVIS

Tackles.....5, at Illinois (9/15/18)
 TFL.....0.5, at UMass (10/6/18)
 Sacks.....0
 INT.....0
 PBU.....1, at Illinois (9/15/18)
 FF.....2, at UMass (10/6/18)
 FR.....1, at UMass (10/6/18)

#7 DB MIKE HAMPTON

Tackles.....7, at Houston (10/27/18)
 TFL.....1, (2X), last at Houston (10/27/18)
 Sacks.....1.0, vs. UConn (10/20/18)
 INT.....1, 2X, last at UMass (10/6/18)
 PBU.....4, vs. ECU (9/22/18)

#8 DB DEVIN STUDSTILL

Tackles.....6, vs. Duke (9/24/16)
 TFL.....1, vs. Stanford (11/15/16)
 Sacks.....-
 INT.....1, vs. Michigan State (9/17/16)

#9 DB KJ SAILS

Tackles.....6, at Pitt ('17) & vs. Virginia ('17)
 TFL.....1, 2X, last vs. Wisconsin (8/30/19)
 Sacks.....-
 INT.....-
 FR.....1, vs. Wisconsin (8/30/19)

#20 S BENTLEE SANDERS

Tackles.....10, vs. Elon (9/11/18)
 TFL.....0.5, vs. Elon (9/11/18)
 Sacks.....0
 INT.....0
 FF.....1, vs. Georgia Tech (9/8/18)
 Kickoff Return Yards.....141, at Houston (10/27/18)
 Kickoff Return Long.....62, at Cincinnati (11/10/18)
 Kickoff Return Average.....46.0 (1), at Temple (11/17/18)

#21 DB MCARTHUR BURNETT

Tackles.....2, vs. Wisconsin (8/30/19)
 TFL.....-
 Sacks.....-
 INT.....-
 PBU.....-

#22 DB MEKHI LaPOINTE

Tackles.....11, vs. UConn (10/20/18)
 TFL.....2.0, at Tulsa (10/12/18)
 Sacks.....0
 INT.....1, at Houston (10/27/18)
 PBU.....1, at Tulsa (10/12/18)

#25 DB EUGENE BOWMAN

Tackles.....0
 TFL.....0
 Sacks.....0

DEFENSIVE LINE

#4 DE GREG REAVES

Tackles.....14, vs. Marshall (12/20/18)
 Sacks.....1, 5x, last vs. Tulsa (11/16/17)
 TFL.....2.5, 2X, last vs. Tulsa (11/16/17)
 INT.....0
 FR.....1, at Cincinnati (11/10/19)
 PBU.....1, at Temple (11/17/18)

#6 DE KIRK LIVINGSTONE

Tackles.....7, (2X), last at Illinois (9/15/18)
 Sacks.....1.0, 7X, last vs. Wisconsin (8/30/19)
 TFL.....2.5, (2X), last vs. Elon (9/11/18)
 FF.....1, vs. Elon (9/11/18)
 PBU.....1, (2X), last at Temple (11/17/18)

#40 DE JASON VAUGHN

Tackles.....1, vs. Wisconsin (8/30/19)
 TFL.....-
 Sacks.....-

#42 DE DARIUS SLADE

Tackles.....3, vs. Wisconsin (8/30/19)
 TFL.....2, vs. UTSA (9/11/18)
 Sacks.....2, vs. UTSA (9/11/18)
 INT.....-

#46 DE RYAN THAXTON

Tackles.....3, vs. Wisconsin (8/30/19)
 TFL.....-
 Sacks.....-
 FR.....-
 FF.....-

#56 DE TYRIK JONES

Tackles.....1, vs. Wisconsin (8/30/19)
 TFL.....-
 Sacks.....-

#90 DT KEVIN KEGLER

Tackles.....6, at Tulsa (10/12/18)
 TFL.....1.5, at Illinois (9/15/18)
 Sacks.....1.5, at Illinois (9/15/18)
 INT.....0
 FR.....0

#91 DT RASHAWN YATES

Tackles.....2, (3X), last at Temple (11/17/18)
 Sacks.....1.0, (2X), last at Temple (11/17/18)
 TFL.....1.5, vs. Elon (9/11/18)
 INT.....0

#93 DT TYRONE BARBER

Tackles.....4, (3X) last vs. UConn (10/20/18)
 Sacks.....1.0, (2X), last at Tulsa (10/12/18)
 TFL.....1.0, (2X), last at Tulsa (10/12/18)
 INT.....0
 FR.....0

#96 DT KELVIN PINKNEY

Tackles.....6, at San Jose State (8/26/17)
 Sacks.....1.0, (2X), last at Cincinnati (11/10/18)
 TFL.....1.0, (3X), last at Cincinnati (11/10/18)
 INT.....0
 FR.....0
 Blocked Kick.....1 (PAT), at San Jose State (9/26/17)

LINEBACKERS

#11 LB DWAYNE BOYLES, JR.

Tackles.....10, vs. Tulane (11/3/18)
 TFL.....0.5, 2X, last at UMass (10/6/18)
 INT.....0
 PBU.....1, vs. Elon (9/1/18)
 FR.....1, vs. Tulane (11/3/18)

#29 LB BRIAN NORRIS

Tackles.....3, vs. Wisconsin (8/30/19)
 TFL.....-
 Sacks.....-
 FR.....-
 FF.....-
 INT.....-

#41 LB DEMARUEZ BELLAMY

Tackles.....2, vs. Wisconsin (8/30/19)
 TFL.....-
 Sacks.....-
 FR.....-
 FF.....-
 INT.....-

#44 LB ANTONIO GRIER, JR.

Tackles.....3, (2X), last at Cincinnati (11/10/18)
 TFL.....0
 INT.....0
 FR.....1, at UMass (10/6/18)

#54 LB NICO SAWTELLE

Tackles.....13, at Illinois (9/15/18)
 TFL.....2.5, vs. Elon (9/11/18)
 Sacks.....1.0, 3X, last at Illinois (9/15/18)
 FR.....1, 3X, last vs. Georgia Tech (9/8/18)
 INT.....1, 2X, last vs. Georgia Tech (9/8/18)

#55 LB PATRICK MACON

Tackles.....15, vs. Wisconsin (8/30/19)
 TFL.....4.0, vs. Wisconsin (8/30/19)
 Sacks.....1.0, vs. Wisconsin (8/30/19)
 FR.....-
 FF.....1, vs. Wisconsin (8/30/19)
 INT.....-

THE LAST TIME - INDIVIDUAL

	USF	OPPONENT
RUSHING		
Rushed at least 25 times:	Jordan Cronkrite (25), at Tulsa, 10/12/18	R. Armstead (26), at Temple, 11/17/18
Rushed at least 30 times:	Marlon Mack (31), vs. UConn, 9/19/14	D. Brewer (34), vs. Tulsa, 11/16/17
Rushed for 100 yards:	Johnny Ford (120), vs. UCF, 11/23/18	Jonathan Taylor (135), vs. Wisconsin, 8/30/19
Multiple players rushed for 100 yards:	Johnny Ford (164), Jordan Cronkrite (103) vs. UConn, 10/20/18	Darius Bradwell (135), Corey Dauphine (121) vs. Tulane, 11/3/18
Rushed for 150 yards:	Johnny Ford (164) vs. UConn, 10/20/18	Greg McCrae (181) vs. UCF, 11/23/18
Rushed for 200 yards:	Quinton Flowers (210), at Memphis, 11/12/16	R. Armstead (210), at Temple, 10/21/16
Rushed for 300 yards:	Jordan Cronkrite (302), at UMass, 10/6/18	
USF player rushed for 200 yards in consecutive games	Dyral McMillan (258) vs. New Haven, 11/6/99; (221) vs. Hofstra, 11/13/99	
Scored on a run of 50 yards or more:	Jordan Cronkrite (66) at Tulsa, 10/12/18	Michael Warren (57), at Cincinnati, 10/11/18
Scored on a run of 70 yards or more:	Jordan Cronkrite (77, 76), at UMass 10/6/18	Darius Bradwell (73), vs. Tulane, 11/3/18
PASSING		
Player attempted 60+ passes:	Marquel Blackwell (61), at Memphis, 9/22/01	Troy Mitchell (66), vs. Western Carolina, 8/30/14
Player attempted 50-59 passes:	Matt Grothe (54), vs. Cincinnati, 11/3/07	Nic Shimonek (59), vs. Texas Tech, 12/23/17
Player attempted 40-49 passes:	Blake Barnett (49), vs. Tulane, 11/3/18	D'Eriq King (41), at Houston, 10/27/18
Player completed 30-39 passes:	B.J. Daniels (31), vs. Cincinnati, 10/22/11	Nic Shimonek (32), vs. Texas Tech, 12/23/17
Player completed 25-29 passes:	Blake Barnett (29), vs. Tulane, 11/3/18	D'Eriq King (28), at Houston, 10/27/18
Player passed for more than 400 yards:	Blake Barnett (411), at Illinois, 9/15/18	D'Eriq King (419), at Houston, 10/27/18
Player passed for more than 300 yards:	Blake Barnett (322), vs. Tulane, 11/3/18	Mckenzie Milton (373), at UCF 11/24/17
Player threw five touchdowns:	Marquel Blackwell (5), at East Carolina, 10/19/02	D'Eriq King (5), at Houston, 10/27/18
Player threw four touchdowns:	Quinton Flowers (4), vs. Texas Tech, 12/23/17	Mckenzie Milton (4), at UCF, 11/24/17
Player threw three touchdowns:	Blake Barnett (3), vs. Elon, 9/1/18	Nic Shimonek (3), vs. Texas Tech, 12/23/17
Player threw a TD of 70 yards or more:	Chris Oladokun-Ryeshene Bronson (72), at Cincinnati, 11/10/18	T. Marshall to C. Lynch (81), vs. Georgia Tech, 9/8/18
Player threw a TD of 60-70 yards or more:	Blake Barnett-Darnell Salomon (66), vs. ECU, 9/22/18	
Player threw a TD of 50-60 yards or more:	Quinton Flowers-T. McCants (54), vs. Stony Brook, 9/2/17	D'Eriq King-Jeremy Singleton (52), at Houston, 10/27/18
RECEIVING		
Player caught 10 passes:	Tyre McCants (10), vs. Georgia Tech, 9/8/18	Andy Isabella (13), at UMass, 10/6/18
Player had 100 receiving yards:	Randall St. Felix (165), vs. Marshall, 12/20/18	Jeremy Singleton (125), Marquez Stevenson (106) at Houston, 10/27/18
USF player with three straight 100-yard games:	Andre Davis (113), vs. SMU, 11/26/13; (110) vs. Memphis, 11/16/13; (134), vs. Houston, 10/31/13	
TOTAL OFFENSE		
Player had 600-plus yards:	Quinton Flowers (605), at UCF, 11/24/17	
Player had 400-600 yards:	Blake Barnett (428), at Illinois, 9/15/18	D'Eriq King (553), at Houston, 10/27/18
QB Had 100+ yards RUSHING & 400+ PASSING:	Quinton Flowers, 102 rush, 503 pass, at UCF, 11/24/17	D'Eriq King, 134 rush, 419 pass, at Houston, 10/27/18
QB had 100+ yards RUSHING & 200-400 PASSING:	Quinton Flowers, 106 rush, 311 pass, vs. Texas Tech, 12/23/17	Will Worth, 129 rush, 299 pass, vs. Navy, 10/28/16
DEFENSE		
Player intercepted three or more passes:	J.R. Reed (3), at Memphis, 11/29/03	Bobby McCain (3), vs. Memphis, 11/16/13
Player intercepted two or more passes:	Deatrick Nichols (2), vs. Temple, 9/21/17	Sean Davis (2), at Maryland, 9/19/15
Player recovered two or more fumbles:	Juwuan Brown (2), at UMass, 10/6/18	Jacob Martin (2), vs. Temple, 9/21/17
Player recorded four or more sacks:	George Selvie (4), vs. Elon, 9/1/07	Never
Player recorded three sacks:	Deadrin Senat (3), vs. Texas Tech, 12/23/17	Stephen Tulloch (3), vs. NC State, 12/31/05
Player recorded 15 or more tackles:	Patrick Macon (15), vs. Wisconsin, 8/30/19	D. Spencer (15), at UCF, 11/26/15
Player returned an interception for a touchdown:	Auggie Sanchez (65), vs. Cincinnati, 10/14/17	Austin McDaniel (46), at Tulsa, 10/18/14
Player returned a fumble for a touchdown:	Vincent Davis (12), at UMass, 10/6/18	Matt Henningsen (16 yds), vs. Wisconsin, 8/30/19
Player recorded 4.0 tackles for loss or more:	Patrick Macon (4), vs. Wisconsin, 8/30/19	Juwuan Johnson (4.0), vs. Northern Illinois, 9/10/16
PUNTING		
Player recorded four 50-yard punts:	Trent Schneider (4), vs. UCF, 11/23/18	Dane Roy (4), vs. Houston, 10/28/17
Player recorded a 60-yard punt:	Trent Schneider (60), vs. Marshall, 12/20/18	Mac Loudermilk (66), vs. UCF, 11/23/18
Player recorded two 60-yard punts:	Trent Schneider (72 & 67), vs. ECU, 9/22/18	NEVER
SCORING		
Player scored at least four touchdowns:	Marlon Mack (4), vs. Western Carolina, 8/30/14	Jonathan Taylor (4, 2 rush, 2 rec), vs. Wisconsin, 8/30/19
Player scored at least three touchdowns:	Johnny Ford (3), vs. UConn, 10/20/18	Jonathan Taylor (4, 2 rush, 2 rec), vs. Wisconsin, 8/30/19
Player caught at least two touchdown passes:	Randall St. Felix (2), vs. Marshall, 12/20/18	Jonathan Taylor (2), vs. Wisconsin, 8/30/19
Player rushed for at least three touchdowns:	Johnny Ford (3), vs. UConn, 10/20/18	Greg McCrae (3), vs. UCF, 11/23/18
Player kicked (made) four+ field goals:	Emilio Nadelman (4), vs. Cincinnati, 10/14/17	Chase McLaughlin (4), at Illinois, 9/15/18
Player kicked (made) three field goals:	Coby Weiss (3), at UMass, 10/6/18	Aaron Boumerhi, at Temple, 10/21/16
Player returned a kickoff for a touchdown:	Terrence Home (98, 97), vs. Georgia Tech, 9/8/18	Mike Hughes (95), at UCF, 11/24/17
Player returned a punt for a touchdown:	D'Ernest Johnson (83), at Syracuse, 9/17/16	Isaiah Wright (73), at Temple, 11/17/18
Player returned an interception for a touchdown:	Auggie Sanchez (43), at ECU 9/30/17	Austin McDaniel (46), at Tulsa, 10/18/14
Player returned a fumble for a touchdown:	Vincent Davis (12), at UMass, 10/6/18	Matt Henningsen (16 yds), vs. Wisconsin, 8/30/19
Player returned a fumble in the end zone for a touchdown:	Jake Sims, vs. Rutgers, 11/3/10	Jimmy Gaines, vs. Miami, 9/28/13
Player returned (or recovered) a blocked punt for a touchdown:	Andre Davis (11), vs. Florida A&M, 9/17/11	A. Contressa, vs. Stony Brook, 9/2/17
Player returned a blocked field goal attempt for a touchdown:	Nate Godwin (75), vs. Cincinnati, 10/5/13	Rod Davis (61), vs. Southern Miss, 10/25/03
Player scored on a two-point conversion attempt:	Randall St. Felix from Blake Barnett, at Illinois, 9/15/18	Mike Dudek, pass from Jeff George Jr., Illinois, 9/15/17
Player kicked a game-winning field goal	Coby Weiss at Tulsa, 10/12/18 (22 yards with :02 remaining)	

THE LAST TIME - TEAM

	USF	OPPONENT
	RUSHING	
Team had 400-499 yards:	432, vs. Tulane, 11/3/18	426, vs. Tulane, 11/3/18
Team had 300-399 yards:	346, vs. UConn, 10/20/18	391, vs. UCF, 11/23/18
Team had 200-299 yards:	269, at Tulsa, 10/12/18	234, vs. Wisconsin, 8/30/19
Had 51-100 yards:	92, vs. Marshall, 12/20/18	73, at Temple, 11/17/18
Had less than 50 yards:	26, vs. Wisconsin, 8/30/19	-4, Temple, 9/21/17
Team had 70 or more attempts:	81, at Houston, 10/27/18	89, at Houston, 10/27/18
Team had 60 or more attempts:	63, Temple, 9/21/17	69, at Navy, 10/31/15
Team had 50-59 attempts:	55, at Tulane, 10/28/17	58, vs. UCF, 11/23/18
Team had fewer than 25 attempts:	23, vs. Wisconsin, 8/30/19	15, Illinois, 9/15/17
Team had five or more rushing touchdowns:	5, at UMass, 10/6/18	5, vs. Marshall, 12/20/18
Team had at least three rushing touchdowns:	3, at Houston, 10/27/18	4, vs. Wisconsin, 8/30/19
Team had 0 rushing touchdowns:	vs. Wisconsin, 8/30/19	Temple, 9/21/17
	PASSING	
Had 500+ yards passing:	503, at UCF, 11/24/17	
Had 400-499 yards passing:	411, at Illinois, 9/15/18	419, at Houston, 10/27/18
Had 300-399 yards passing:	322, vs. Tulane, 11/3/18	373, at UCF, 11/24/17
Had less than 100 yards passing:	82, at Temple, 11/17/18	61, vs. Tulane, 11/3/18
Team had less than 50 yards passing:	Never, (record-low 60 vs. James Madison, 9/16/00)	42, Elon, 9/1/18
Had 50 or more attempts:	50, vs. Ball State, 9/10/11	52, at UMass 10/6/18
Had 40-49 attempts:	49, vs. Tulane, 11/3/18	41, at Houston, 10/27/18
Had less than 20 attempts:	15, at SMU, 11/19/16	11, vs. Tulane, 11/3/18
Had less than 10 attempts:	Never (record-low 10 vs. Louisville, 9/24/05)	9, at Navy, 10/31/15
Had 30 or more completions:	31, vs. Cincinnati, 10/22/11	33, at UMass 10/6/18
Had less than 10 completions:	8, Temple, 9/21/17	6, at Tulsa, 10/12/18
Team had less than five completions:	3, at Louisville, 10/22/04	4, vs. Tulane, 11/3/18
Had five touchdown passes:	vs. Cincinnati, 11/20/15	at Houston, 10/27/18
Had four touchdown passes:	vs. Texas Tech 12/23/17	at UCF, 11/24/17
Had zero touchdown passes:	vs. Wisconsin, 8/30/19	vs. Marshall, 12/20/18
Had five passes intercepted:	vs. UAB, 11/22/03	at Syracuse, 10/3/09
Had four passes intercepted:	vs. Memphis, 11/16/13	Temple, 9/21/17
Had three passes intercepted:	vs. Pittsburgh, 12/1/12	Illinois, 9/15/17
Did not throw an interception:	vs. Marshall, 12/20/18	vs. Wisconsin, 8/30/19
	TOTAL OFFENSE	
Had 700 or more yards:	745, vs. Florida A&M, 9/17/11	Never
Had 600 or more yards:	611, vs. UConn, 10/20/18	684, at Houston, 10/27/18
Had 500 or more yards:	574, at UMass 10/6/18	503, vs. Marshall, 12/20/18
Had 200 yards or less:	157, vs. Wisconsin, 8/30/19	182, Florida A&M, 9/5/15
Had 100 yards or less:	Never	85, vs. Temple 9/21/17
Ran 100 or more plays:	101, at San Jose State, 8/26/17	
Ran 90 or more plays:	94, vs. Texas Tech 12/23/17	96, vs. ECU, 9/22/18
Ran 85 or more plays:	87, at Tulsa, 10/12/18	89, at Houston, 10/27/18
Ran 55 or fewer plays:	52, vs. ECU, 9/22/18	55, Illinois, 9/15/17
	SCORING	
Scored 80 or more points:	80, vs. Kentucky Wesleyan, 9/6/97	Never
Scored 70-79 points:	70, vs. Florida A&M, 9/17/11	Never
Scored 60-69 points:	61, at ECU 9/30/17 (Road game Record)	Never
Scored 50-59 points:	58, at UMass, 10/6/18	57, at Houston, 10/27/18
Scored 40-49 points:	49, vs. Georgia Tech, 9/8/18	49, vs. Wisconsin, 8/30/19
Scored less than 10 points:	0, vs. Wisconsin, 8/30/19	3, Cincinnati, 10/14/17
Failed to score points:	0, vs. Wisconsin, 8/30/19	0, Charleston Southern, 9/19/09
Won by 45 points or more:	48, vs. Florida A&M, 9/5/15	49, vs. Wisconsin, 8/30/19
Won by 30-44 points:	30, Cincinnati, 10/14/17	32, vs. NC State, 9/13/14
Won by 20-29 points:	20, vs. Elon, 9/1/18	28, vs. UCF, 11/23/18
Scored on the first drive of the game:	TD, at Temple, 11/17/18	TD, vs. Wisconsin, 8/30/19
Scoring drive of 15 or more plays:	15 (TD), at Houston, 10/27/18	15 (TD), at UMass, 10/6/18
Recorded a safety:	at Houston, 10/27/18	at Temple, 10/21/16
Scored on a blocked field goal attempt:	Nate Godwin (75), vs. Cincinnati, 10/5/13	A. Contressa, Stony Brook, 9/2/17
Scored on a blocked PAT attempt:	(Never)	Nate Hobbs, Illinois, 9/15/17
Scored a 2-point conversion:	at Illinois (Barnett to St. Felix pass), 9/15/18	Illinois, 9/15/17

THE LAST TIME - TEAM

	USF	OPPONENT
	TURNOVERS	
Team lost five or more turnovers:	at Temple, 11/17/18	(5) at UMass, 10/6/18
Team lost four turnovers:	vs. UConn, 10/15/16	(6) vs. Temple, 9/21/17
Team lost three fumbles:	at Temple, 11/17/18	vs. S.C. (Birmingham Bowl), 12/29/16
Threw four or more interceptions:	4, vs. Memphis, 11/16/13	(4) vs. Temple, 9/21/17
Team did not commit a turnover:	at Cincinnati, 11/10/18	vs. Marshall, 12/20/18
Team recovered an on-side kick:	at Pittsburgh, 9/8/01	vs. UCF, 11/26/16
Lost a game and did not commit a turnover:	at Cincinnati, 11/10/18	vs. Tulsa, 11/16/17
	DEFENSE	
Team recorded seven sacks:	vs. UConn, 10/15/11	at Rutgers, 11/12/09
Team recorded six sacks:	vs. Chattanooga, 9/1/12	vs. ECU, 9/22/18
Team recorded five sacks:	at UMass, 10/6/18	vs. Tulane, 11/3/18
Team recorded 10 or more tackles for loss	11.0, vs. Wisconsin, 8/30/19	12.0, vs. Houston, 10/28/17
Team recorded five or more pass break-ups:	6, at Temple, 11/17/18	6, vs. UCF, 11/23/18
	SPECIAL TEAMS	
Returned a punt for a touchdown:	at Syracuse, 9/17/16	at Temple, 11/17/18
Returned a blocked punt for a touchdown:	vs. Florida A&M, 9/17/11	vs. Stony Brook, 9/2/17
Returned a kickoff for a touchdown:	(2) vs. Georgia Tech, 9/8/18	vs. West Virginia, 12/1/11
Blocked a punt:	vs. Florida State, 9/29/12	vs. Tulsa, 11/16/17
Punted 10 or more times:	10, at Cincinnati, 11/10/18	10, Temple, 9/21/17
Did not record a punt:	vs. Charleston Southern, 9/19/09	at Pittsburgh, 10/24/09
Blocked a field goal:	vs. Tulane, 11/3/18	at Tulane, 10/21/17
Blocked a PAT:	vs. UConn, 10/20/18	at Cincinnati, 11/10/18
Team recovered an on-side kick:	at Pittsburgh, 9/8/01	vs. UCF, 11/26/16
Made five or more field goals:	5, vs. Temple, 9/21/17	Never
Made four or more field goals:	4, vs. Cincinnati, 10/14/17	4, at Illinois, 9/15/18
	MISCELLANEOUS	
Had 30 or more first downs:	31, at Illinois, 9/15/18	35, at Houston, 10/27/18
Had 10 or fewer first downs:	9, vs. Wisconsin, 8/30/19	6, Temple, 9/21/17
Had 15 or more penalties:	16, Illinois, 9/15/17	15, Illinois, 9/15/17
Had no penalties:	Never	Never
Had 100 or more penalty yards:	100, at UMass, 9/15/18	107, vs. Texas Tech, 12/23/17
Had less than 25 penalty yards:	21, at Cincinnati, 10/1/16	22, at Cincinnati, 11/10/18
Had 35 minutes or more of possession time:	38:17, Illinois, 9/15/17	35:00, vs. Wisconsin, 8/30/19



GAME 1: NO. 19/17 WISCONSIN 49, USF 0

RAYMOND JAMES STADIUM • TAMPA, FLA.

AUG. 30, 2019 • 7 P.M. • ESPN

WISCONSIN 1-0 • USF 0-1

SCORING BY QUARTERS

	1	2	3	4	OT	F
WISCONSIN	7	21	14	7	-	49
USF	0	0	0	0	-	0

Attendance: 46,704 Time: 3:09

First Quarter

WISC - Taylor 37-yd run (Larsh kick), 10:48
 Drive: 8 plays, 77 yards (4:12)
 (Wisconsin 7, USF 0)

Second Quarter

WISC - Henningsen 16-yd fumble recovery, (Larsh kick), 12:58
 (Wisconsin 14, USF 0)

WISC - Taylor 36-yd pass from Coan (Larsh kick), 10:37
 Drive: 4 plays, 55 yards (1:30)
 (Wisconsin 21, USF 0)

WISC - Taylor 12-yd pass from Coan (Larsh kick), 00:02
 Drive: 11 plays, 80 yards (5:10)
 (Wisconsin 28, USF 0)

Third Quarter

WISC - Taylor 38-yd run (Larsh kick), 13:00
 Drive: 3 plays, 69 yards (1:19)
 (Wisconsin 35, USF 0)

WISC - Watson 27-yd run (Larsh kick), 3:06
 Drive: 4 plays, 40 yards (1:31)
 (Wisconsin 42, USF 0)

Fourth Quarter

WISC - Shaw 15-yd run (Larsh kick), 7:28
 Drive: 3 plays, 32 yards (1:32)
 (Wisconsin 49, USF 0)

Team Statistics	WISC	USF
First Downs	22	9
Rushes-Yards	43-234	23-26
Passing Yards	199	131
Comp-Att-Int	19-26-0	16-33-2
Total Yards	433	157
Punts-Avg.	5-48.0	8-44.2
Punt Returns	4-62	1-17
Kickoff Returns	1-23	4-68
Interception Returns	2-10	0-0
Penalties-Yards	4-40	9-45
Fumbles-Lost	1-1	4-1
Sacks By	4-30	3-20
3rd Down Conversions	6-13	3-14
4th Down Conversions	1-1	0-2
Time of Possession	35:00	25:00

TAMPA - Senior transfer Patrick Macon had a monster USF debut with 15 tackles, 4.0 tackles for loss, a sack and forced fumble, but the Bulls fell, 49-0, to No. 19/17 Wisconsin on Friday night.

USF's season-opening crowd of 46,704 at Raymond James Stadium saw the senior middle linebacker from Memphis, Tenn., post the most tackles in a game for the Bulls since DeDe Latimore's 18 stops against Rutgers in 2013.

Macon, who made 10 solo tackles, was one of four upperclassman transfers who started on defense. Junior cornerback KJ Sails recovered Macon's forced fumble, totaled two tackles and had a 17-yard punt return after becoming eligible this week. Senior Devin Studstill started at strong safety and tied for second on the team with five tackles in his first game with the Bulls since transferring from Notre Dame.

Following a 55-minute lightning delay, Wisconsin Heisman hopeful Jonathan Taylor's three touchdown first half helped power the Badgers to a 28-0 lead by the break. While several dropped passes dashed USF's chances to get its new offense rolling, Taylor's 37-yard TD run got Wisconsin on the board first. The Badgers later stripped Bulls quarterback Blake Barnett and returned the fumble 16 yards for a touchdown and 14-0 lead. Barnett finished 13-of-30 for 109 yards and two interceptions on the night.

KEY NOTES

- A total of 46,704 fans attended the game, which marked the Bulls' 18th-best home attendance total in program history.
- It marked USF's first home loss in a season opener since 2013. Kickoff was delayed 55 minutes due to lightning.

Quotable:

"It just shows you, we've got a lot of work (to do). We've still got a season in front of us and we just got to get ready. The thing I told our team just a few minutes ago is, 'You don't point fingers. Now, we've got to go back to work.'"

- Head coach Charlie Strong's thoughts after the season opener.

WISCONSIN						
Rushing	Att	Yds	TD	Lg		
J. Taylor	16	135	2	38		
N. Watson	14	80	1	27		
B. Shaw	2	15	1	15		
G. Groshek	2	11	0	8		
A.J. Taylor	1	5	0	5		
J. Chenal	1	2	0	2		
J. Coan	7	-14	0	4		
Passing	Att	Cmp	Yds	TD	Int	Lg
J. Coan	26	19	199	2	0	36
Receiving	No	Yds	TD	Lg		
K. Pryor	4	40	0	13		
Q. Cephus	3	39	0	17		
J. Ferguson	3	20	0	8		
J. Taylor	2	48	2	36		
D. Davis	2	19	0	11		
G. Groshek	2	13	0	16		
J. Chenal	1	12	0	12		
A.J. Taylor	1	9	0	9		
J. Dunn	1	-1	0	0		
Punting	No	Yds	Avg	Lg		
A. Lotti	5	204	40.8	59		
Punt Returns	No	Yds	Lg			
J. Dunn	4	62	41			
Kickoff Returns	No	Yds	Lg			
A. Cruickshank	1	23	23			

Defensive Leaders

Total Tackles: 6 - M. Maskalunas.

Tackles for Loss: 1.0 - Z. Baun, M. Henningsen, K. Benton, I. Green-May, J. Franklin.

Sacks: 1.0 - Z. Baun, M. Henningsen, I. Green-May, J. Franklin.

Interceptions: 1 - E. Burrell, C. Wilder.

PAT Blocks None.

USF						
Rushing	Att	Yds	TD	Lg		
Jordan McCloud	3	17	0	19		
Jordan Cronkrite	6	9	0	5		
Trevon Sands	5	2	0	3		
Spencer Shrader	1	1	0	1		
Kelley Joiner Jr.	1	0	0	0		
Blake Barnett	7	-3	0	10		
Passing	Att	Cmp	Yds	TD	Int	Lg
Blake Barnett	30	13	109	0	2	13
Jordan McCloud	3	3	22	0	0	15
Receiving	No	Yds	TD	Lg		
Jordan Cronkrite	3	23	0	12		
Randall St. Felix	3	21	0	10		
Bryce Miller	3	16	0	9		
Kevin Purlett	1	15	0	15		
DeVontres Dukes	1	13	0	13		
Trevon Sands	1	13	0	13		
Jernard Phillips	1	12	0	12		
Mitchell Wilcox	1	11	0	11		
Xavier Weaver	1	6	0	6		
Sean Atkins	1	1	0	1		
Punting	No	Yds	Avg	Lg		
Trent Schneider	7	318	45.4	55		
Spencer Shrader	1	36	36.0	36		
Punt Returns	No	Yds	Lg			
KJ Sails	1	17	17			
Kickoff Returns	No	Yds	Lg			
Bentlee Sanders	2	39	22			
Brock Nichols	1	19	21			
Chris Carter	1	10	10			

Defensive Leaders

Total Tackles: 15 - Patrick Macon.

Tackles for Loss: 4.0 - Patrick Macon.

Sacks: 1.0 - Patrick Macon, Greg Reaves, Kirk Livingstone.

Interceptions: None.

PAT Blocks None.

The Automated ScoreBook
 USF Overall Team Statistics (as of Aug 30, 2019)
 All games

Team Statistics	USF	OPP
SCORING	0	49
Points Per Game	0.0	49.0
Points Off Turnovers	0	14
FIRST DOWNS	9	22
Rushing	3	13
Passing	5	9
Penalty	1	0
RUSHING YARDAGE	26	234
Yards gained rushing	57	264
Yards lost rushing	31	30
Rushing Attempts	23	43
Average Per Rush	1.1	5.4
Average Per Game	26.0	234.0
TDs Rushing	0	4
PASSING YARDAGE	131	199
Comp-Att-Int	16-33-2	19-26-0
Average Per Pass	4.0	7.7
Average Per Catch	8.2	10.5
Average Per Game	131.0	199.0
TDs Passing	0	2
TOTAL OFFENSE	157	433
Total Plays	56	69
Average Per Play	2.8	6.3
Average Per Game	157.0	433.0
KICK RETURNS: #-Yards	4-68	1-23
PUNT RETURNS: #-Yards	1-17	4-62
INT RETURNS: #-Yards	0-0	2-10
KICK RETURN AVERAGE	17.0	23.0
PUNT RETURN AVERAGE	17.0	15.5
INT RETURN AVERAGE	0.0	5.0
FUMBLES-LOST	4-1	1-1
PENALTIES-Yards	9-45	4-40
Average Per Game	45.0	40.0
PUNTS-Yards	8-354	5-204
Average Per Punt	44.2	40.8
Net punt average	34.0	37.4
KICKOFFS-Yards	1-65	8-491
Average Per Kick	65.0	61.4
Net kick average	42.0	40.4
TIME OF POSSESSION/Game	25:00	35:00
3RD-DOWN Conversions	3/14	6/13
3rd-Down Pct	21%	46%
4TH-DOWN Conversions	0/2	1/1
4th-Down Pct	0%	100%
SACKS BY-Yards	3-20	4-30
MISC YARDS	0	0
TOUCHDOWNS SCORED	0	7
FIELD GOALS-ATTEMPTS	0-1	0-1
ON-SIDE KICKS	0-0	0-0
RED-ZONE SCORES	(0-1) 0%	(2-3) 67%
RED-ZONE TOUCHDOWNS	(0-1) 0%	(2-3) 67%
PAT-ATTEMPTS	(0-0) 0%	(7-7) 100%
ATTENDANCE	46704	0
Games/Avg Per Game	1/46704	0/0
Neutral Site Games		0/0

Score by Quarters	1st	2nd	3rd	4th	OT	Total
USF	0	0	0	0	0	0
Opponents	7	21	14	7	0	49

The Automated ScoreBook
 USF Overall Individual Statistics (as of Aug 30, 2019)
 All games

Rushing	gp	att	gain	loss	net	avg	td	lg	avg/g
McCLOUD, Jordan	1	3	23	6	17	5.7	0	19	17.0
CRONKRITE, J	1	6	9	0	9	1.5	0	5	9.0
SANDS, Trevon	1	5	5	3	2	0.4	0	3	2.0
SHRADER, S	1	1	1	0	1	1.0	0	1	1.0
JOINER, Kelley	1	1	0	0	0	0.0	0	0	0.0
BARNETT, Blake	1	7	19	22	-3	-0.4	0	10	-3.0
Total	1	23	57	31	26	1.1	0	19	26.0
Opponents	1	43	264	30	234	5.4	4	38	234.0

Passing	gp	effic	comp-att-int	pct	yds	td	lg	avg/g
BARNETT, Blake	1	60.52	13-30-2	43.3	109	0	13	109.0
McCLOUD, Jordan	1	161.60	3-3-0	100.0	22	0	15	22.0
Total	1	69.71	16-33-2	48.5	131	0	15	131.0
Opponents	1	162.75	19-26-0	73.1	199	2	36	199.0

Receiving	gp	no.	yds	avg	td	lg	avg/g
CRONKRITE, J	1	3	23	7.7	0	12	23.0
ST. FELIX, R	1	3	21	7.0	0	10	21.0
MILLER, Bryce	1	3	16	5.3	0	9	16.0
PURLETT, Kevin	1	1	15	15.0	0	15	15.0
DUKES, DeVontre	1	1	13	13.0	0	13	13.0
SANDS, Trevon	1	1	13	13.0	0	13	13.0
PHILLIPS, J	1	1	12	12.0	0	12	12.0
WILCOX, Mitch	1	1	11	11.0	0	11	11.0
WEAVER, Xavier	1	1	6	6.0	0	6	6.0
ATKINS, Sean	1	1	1	1.0	0	1	1.0
Total	1	16	131	8.2	0	15	131.0
Opponents	1	19	199	10.5	2	36	199.0

Punt Returns	no.	yds	avg	td	lg
SAILS, KJ	1	17	17.0	0	17
Total	1	17	17.0	0	17
Opponents	4	62	15.5	0	41

Interceptions	no.	yds	avg	td	lg
Total	0	0	0.0	0	0
Opponents	2	10	5.0	0	10

Kick Returns	no.	yds	avg	td	lg
SANDERS, B	2	39	19.5	0	22
CARTER, Chris	1	10	10.0	0	10
NICHOLS, Brock	1	19	19.0	0	21
Total	4	68	17.0	0	22
Opponents	1	23	23.0	0	23

Fumble Returns	no.	yds	avg	td	lg
SAILS, KJ	1	5	5.0	0	5
Total	1	5	5.0	0	5
Opponents	1	16	16.0	1	16

The Automated ScoreBook
 USF Overall Individual Statistics (as of Aug 30, 2019)
 All games

Scoring	td	fg	PAT				dxp	saf	pts
			kick	rush	rcv	pass			
WEISS, Coby	-	0-1	-	-	-	-	-	-	0
Total	-	0-1	-	-	-	-	-	-	0
Opponents	7	0-1	7-7	-	-	-	-	-	49

Total Offense	g	plays	rush	pass	total	avg/g
BARNETT, Blake	1	37	-3	109	106	106.0
McCLOUD, Jordan	1	6	17	22	39	39.0
CRONKRITE, J	1	6	9	0	9	9.0
SANDS, Trevon	1	5	2	0	2	2.0
SHRADER, S	1	1	1	0	1	1.0
Total	1	56	26	131	157	157.0
Opponents	1	69	234	199	433	433.0

Field Goals	fg	pct.	01-19	20-29	30-39	40-49	50-99	lg	blk
WEISS, Coby	0-1	0.0	0-0	0-0	0-0	0-1	0-0	0	0
FG Sequence	USF				Opponents				
Wisconsin	43				30				

Punting	no.	yds	avg	lg	tb	fc	i20	50+	blk
SCHNEIDER, T	7	318	45.4	55	1	1	1	3	0
SHRADER, S	1	36	36.0	36	0	0	0	0	0
Total	8	354	44.2	55	1	1	1	3	0
Opponents	5	204	40.8	59	0	1	3	1	0

Numbers in (parentheses) indicate field goal was made.

Kickoffs	no.	yds	avg	tb	ob	retn	net	ydln
SHRADER, S	1	65	65.0	0	0			
Total	1	65	65.0	0	0	23.0	42.0	23
Opponents	8	491	61.4	4	0	17.0	40.4	24

The Automated ScoreBook
 USF Overall Individual Statistics (as of Aug 30, 2019)
 All games

All Purpose	g	rush	rcv	pr	kr	ir	total	avg/g
SANDERS, B	1	0	0	0	39	0	39	39.0
CRONKRITE, J	1	9	23	0	0	0	32	32.0
ST. FELIX, R	1	0	21	0	0	0	21	21.0
NICHOLS, Brock	1	0	0	0	19	0	19	19.0
McCLOUD, Jord	1	17	0	0	0	0	17	17.0
SAILS, KJ	1	0	0	17	0	0	17	17.0
MILLER, Bryce	1	0	16	0	0	0	16	16.0
PURLETT, Kevi	1	0	15	0	0	0	15	15.0
SANDS, Trevon	1	2	13	0	0	0	15	15.0
DUKES, DeVont	1	0	13	0	0	0	13	13.0
PHILLIPS, J	1	0	12	0	0	0	12	12.0
WILCOX, Mitch	1	0	11	0	0	0	11	11.0
CARTER, Chris	1	0	0	0	10	0	10	10.0
WEAVER, Xavie	1	0	6	0	0	0	6	6.0
ATKINS, Sean	1	0	1	0	0	0	1	1.0
SHRADER, S	1	1	0	0	0	0	1	1.0
BARNETT, Blak	1	-3	0	0	0	0	-3	-3.0
Total	1	26	131	17	68	0	242	242.0
Opponents	1	234	199	62	23	10	528	528.0

The Automated ScoreBook
 USF Overall Defensive Statistics (as of Aug 30, 2019)
 All games

##	Defensive Leaders	gp	Tackles				tfl/yds	Sacks no-yds	Pass defense			Fumbles		blkd	
			ua	a	tot				int-yds	brup	qbh	rcv-yds	ff	kick	saf
55	MACON, Patrick	1	10	5	15	4.0-11	1.0-7	1	.	.	
22	LaPOINTE, Mekhi	1	3	2	5	
8	STUDSTILL, D	1	1	4	5	0.5-1	
2R	ROBERTS, Nick	1	3	2	5	
7	HAMPTON, Mike	1	4	.	4	
2S	SANDERS, B	1	4	.	4	
3	DAVIS, Vincent	1	3	1	4	
4	REAVES, Greg	1	3	1	4	2.0-9	1.0-6	
6	LIVINGSTONE, K	1	1	2	3	2.0-9	1.0-7	.	.	1	
29	NORRIS, Brian	1	.	3	3	
42	SLADE, Darius	1	2	1	3	
1B	BOYLES, Dwayne	1	1	2	3	1	
9	SAILS, KJ	1	2	.	2	1.0-1	1-5	.	.	.	
21	BURNETT, M	1	2	.	2	
28	SANDS, Trevon	1	1	1	2	
46	THAXTON, Ryan	1	.	2	2	
44	GRIER, Antonio	1	1	1	2	0.5-0	
41	BELLAMY, D	1	1	1	2	
16	NICHOLS, Brock	1	1	.	1	
40	VAUGHN, Jason	1	.	1	1	
49	DENEEN, Ian	1	.	1	1	
56	JONES, Tyrik	1	1	.	1	
59	MIMS, Andrew	1	1	.	1	
90	KEGLER, Kevin	1	1	.	1	1.0-3	
19	MILLER, Bryce	1	.	1	1	
91	YATES, Rashawn	1	1	.	1	
96	PINKNEY, Kelvin	1	1	
Total		1	47	31	78	11-34	3-20	.	.	3	1-5	1	.	.	
Opponents		1	35	14	49	5-33	4-30	2-10	1	2	1-16	4	.	.	

The Automated ScoreBook
 USF Team Game-by-Game (as of Aug 30, 2019)
 All games

TEAM STATISTICS

Date	Opponent	Rushing				Receiving				Passing				Kick Returns				Punt Returns				tot off
		no.	yds	td	lg	no.	yds	td	lg	cmp-att-int	yds	td	lg	no.	yds	td	lg	no.	yds	td	lg	
Aug 30	WISCONSIN	23	26	0	19	16	131	0	15	16-33-2	131	0	15	4	68	0	22	1	17	0	17	157
Opponents		43	234	4	38	19	199	2	36	19-26-0	199	2	36	1	23	0	23	4	62	0	41	433

Games: 1 • Avg/rush: 1.1 • Avg/catch: 8.2 • Pass effic: 69.71 • KR avg: 17.0 • PR avg: 17.0 • All purpose avg/game: 242.0 • Total offense avg/gm: 157.0

Date	Opponent	Tackles				Sacks	Fumble	Pass Defense			blkd	PAT Attempts			off			
		ua	a	total	tfl-yds	no-yds	ff	fr-yds	int-yds	qbh	brup	kick	kick	rush	rcv	saf	t/o	pts
Aug 30	WISCONSIN	47	31	78	11.0-34	3.0-20	1	1-5	0-0	3	0	0	0-0	0	0	0	0	0
Opponents		35	14	49	5.0-33	4.0-30	4	1-16	2-10	2	1	0	7-7	0	0	0	14	49

Date	Opponent	Punting								Field Goals			Kickoffs					
		no.	yds	avg	long	blkd	tb	fc	50+	i20	md-att	long	blkd	no.	yds	avg	tb	ob
Aug 30	WISCONSIN	8	354	44.2	55	0	1	1	3	1	0-1	0	0	1	65	65.0	0	0
Opponents		5	204	40.8	59	0	0	1	1	3	0-1	0	0	8	491	61.4	4	0

The Automated ScoreBook
 USF Opponent Game-by-Game (as of Aug 30, 2019)
 All games

OPPONENT STATISTICS

Date	Opponent	Rushing				Receiving				Passing				Kick Returns				Punt Returns				tot off
		no.	yds	td	lg	no.	yds	td	lg	cmp-att-int	yds	td	lg	no.	yds	td	lg	no.	yds	td	lg	
Aug 30	WISCONSIN	43	234	4	38	19	199	2	36	19-26-0	199	2	36	1	23	0	23	4	62	0	41	433
USF		23	26	0	19	16	131	0	15	16-33-2	131	0	15	4	68	0	22	1	17	0	17	157

Games: 1 • Avg/rush: 5.4 • Avg/catch: 10.5 • Pass effic: 162.75 • KR avg: 23.0 • PR avg: 15.5 • All purpose avg/game: 528.0 • Total offense avg/gm: 433.0

Date	Opponent	Tackles				Sacks	Fumble		Pass Defense			blkd	PAT Attempts			off		
		ua	a	total	tfl-yds	no-yds	ff	fr-yds	int-yds	qbh	brup	kick	kick	rush	rcv	saf	t/o	pts
Aug 30	WISCONSIN	35	14	49	5.0-33	4.0-30	4	1-16	2-10	2	1	0	7-7	0	0	0	14	49
USF		35	14	49	5.0-33	4.0-30	4	1-16	2-10	2	1	0	7-7	0	0	0	14	49
USF		47	31	78	11.0-34	3.0-20	1	1-5	0-0	3	0	0	0-0	0	0	0	0	0

Date	Opponent	Punting							Field Goals			Kickoffs						
		no.	yds	avg	long	blkd	tb	fc	50+	i20	md-att	long	blkd	no.	yds	avg	tb	ob
Aug 30	WISCONSIN	5	204	40.8	59	0	0	1	1	3	0-1	0	0	8	491	61.4	4	0
USF		5	204	40.8	59	0	0	1	1	3	0-1	0	0	8	491	61.4	4	0
USF		8	354	44.2	55	0	1	1	3	1	0-1	0	0	1	65	65.0	0	0

The Automated ScoreBook
 USF Game Superlatives (as of Aug 30, 2019)
 All games

INDIVIDUAL GAME HIGHS

Rushes	7	BARNETT, Blake vs Wisconsin (Aug 30, 2019)
Yards Rushing	17	McCLOUD, Jordan vs Wisconsin (Aug 30, 2019)
Long Rush	19	McCLOUD, Jordan vs Wisconsin (Aug 30, 2019)
Pass attempts	30	BARNETT, Blake vs Wisconsin (Aug 30, 2019)
Pass completions	13	BARNETT, Blake vs Wisconsin (Aug 30, 2019)
Yards Passing	109	BARNETT, Blake vs Wisconsin (Aug 30, 2019)
Long Pass	15	McCLOUD, Jordan vs Wisconsin (Aug 30, 2019)
Receptions	3	MILLER, Bryce vs Wisconsin (Aug 30, 2019)
	3	ST. FELIX, R vs Wisconsin (Aug 30, 2019)
	3	CRONKRITE, J vs Wisconsin (Aug 30, 2019)
Yards Receiving	23	CRONKRITE, J vs Wisconsin (Aug 30, 2019)
Long Reception	15	PURLETT, Kevin vs Wisconsin (Aug 30, 2019)
Punts	7	SCHNEIDER, T vs Wisconsin (Aug 30, 2019)
Punting Avg	45.4	SCHNEIDER, T vs Wisconsin (Aug 30, 2019)
Long Punt	55	SCHNEIDER, T vs Wisconsin (Aug 30, 2019)
Punts inside 20	1	SCHNEIDER, T vs Wisconsin (Aug 30, 2019)
Long Punt Return	17	SAILS, KJ vs Wisconsin (Aug 30, 2019)
Long Kickoff Return	22	SANDERS, B vs Wisconsin (Aug 30, 2019)
Tackles	15	MACON, Patrick vs Wisconsin (Aug 30, 2019)
Sacks	1.0	MACON, Patrick vs Wisconsin (Aug 30, 2019)
	1.0	REAVES, Greg vs Wisconsin (Aug 30, 2019)
	1.0	LIVINGSTONE, K vs Wisconsin (Aug 30, 2019)
Tackles For Loss	4.0	MACON, Patrick vs Wisconsin (Aug 30, 2019)

The Automated ScoreBook
USF Game Superlatives (as of Aug 30, 2019)
All games

TEAM GAME HIGHS

Rushes	23	vs Wisconsin (Aug 30, 2019)
Yards Rushing	26	vs Wisconsin (Aug 30, 2019)
Yards Per Rush	1.1	vs Wisconsin (Aug 30, 2019)
Pass attempts	33	vs Wisconsin (Aug 30, 2019)
Pass completions	16	vs Wisconsin (Aug 30, 2019)
Yards Passing	131	vs Wisconsin (Aug 30, 2019)
Yards Per Pass	4.0	vs Wisconsin (Aug 30, 2019)
Total Plays	56	vs Wisconsin (Aug 30, 2019)
Total Offense	157	vs Wisconsin (Aug 30, 2019)
Yards Per Play	2.8	vs Wisconsin (Aug 30, 2019)
Sacks By	3	vs Wisconsin (Aug 30, 2019)
First Downs	9	vs Wisconsin (Aug 30, 2019)
Penalties	9	vs Wisconsin (Aug 30, 2019)
Penalty Yards	45	vs Wisconsin (Aug 30, 2019)
Turnovers	3	vs Wisconsin (Aug 30, 2019)
Punts	8	vs Wisconsin (Aug 30, 2019)
Punting Avg	44.2	vs Wisconsin (Aug 30, 2019)
Long Punt	55	vs Wisconsin (Aug 30, 2019)
Punts inside 20	1	vs Wisconsin (Aug 30, 2019)
Long Punt Return	17	vs Wisconsin (Aug 30, 2019)

The Automated ScoreBook
 USF Game Superlatives (as of Aug 30, 2019)
 All games

OPPONENT INDIVIDUAL GAME HIGHS

Rushes	16	Taylor, J., vs Wisconsin (Aug 30, 2019)
Yards Rushing	135	Taylor, J., vs Wisconsin (Aug 30, 2019)
TD Rushes	2	Taylor, J., vs Wisconsin (Aug 30, 2019)
Long Rush	38	Taylor, J., vs Wisconsin (Aug 30, 2019)
Pass attempts	26	Coan, Jack, vs Wisconsin (Aug 30, 2019)
Pass completions	19	Coan, Jack, vs Wisconsin (Aug 30, 2019)
Yards Passing	199	Coan, Jack, vs Wisconsin (Aug 30, 2019)
TD Passes	2	Coan, Jack, vs Wisconsin (Aug 30, 2019)
Long Pass	36	Coan, Jack, vs Wisconsin (Aug 30, 2019)
Receptions	4	Pryor, Kendric, vs Wisconsin (Aug 30, 2019)
Yards Receiving	48	Taylor, J., vs Wisconsin (Aug 30, 2019)
TD Receptions	2	Taylor, J., vs Wisconsin (Aug 30, 2019)
Long Reception	36	Taylor, J., vs Wisconsin (Aug 30, 2019)
Punts	5	Lotti, Anthony, vs Wisconsin (Aug 30, 2019)
Punting Avg	40.8	Lotti, Anthony, vs Wisconsin (Aug 30, 2019)
Long Punt	59	Lotti, Anthony, vs Wisconsin (Aug 30, 2019)
Punts inside 20	3	Lotti, Anthony, vs Wisconsin (Aug 30, 2019)
Long Punt Return	41	Dunn, Jack, vs Wisconsin (Aug 30, 2019)
Long Kickoff Return	23	Cruickshank, A., vs Wisconsin (Aug 30, 2019)
Tackles	6	Maskalunas, M., vs Wisconsin (Aug 30, 2019)
Sacks	1.0	Baun, Zack, vs Wisconsin (Aug 30, 2019)
	1.0	Henningsen, M., vs Wisconsin (Aug 30, 2019)
	1.0	Green-May, I., vs Wisconsin (Aug 30, 2019)
	1.0	Franklin, J., vs Wisconsin (Aug 30, 2019)
Tackles For Loss	1.0	Baun, Zack, vs Wisconsin (Aug 30, 2019)
	1.0	Henningsen, M., vs Wisconsin (Aug 30, 2019)
	1.0	Benton, Keeanu, vs Wisconsin (Aug 30, 2019)
	1.0	Green-May, I., vs Wisconsin (Aug 30, 2019)
	1.0	Franklin, J., vs Wisconsin (Aug 30, 2019)
Interceptions	1	Burrell, Eric, vs Wisconsin (Aug 30, 2019)
	1	Wilder, Collin, vs Wisconsin (Aug 30, 2019)

The Automated ScoreBook
USF Game Superlatives (as of Aug 30, 2019)
All games

OPPONENT TEAM GAME HIGHS

Rushes	43	vs Wisconsin (Aug 30, 2019)
Yards Rushing	234	vs Wisconsin (Aug 30, 2019)
Yards Per Rush	5.4	vs Wisconsin (Aug 30, 2019)
TD Rushes	4	vs Wisconsin (Aug 30, 2019)
Pass attempts	26	vs Wisconsin (Aug 30, 2019)
Pass completions	19	vs Wisconsin (Aug 30, 2019)
Yards Passing	199	vs Wisconsin (Aug 30, 2019)
Yards Per Pass	7.7	vs Wisconsin (Aug 30, 2019)
TD Passes	2	vs Wisconsin (Aug 30, 2019)
Total Plays	69	vs Wisconsin (Aug 30, 2019)
Total Offense	433	vs Wisconsin (Aug 30, 2019)
Yards Per Play	6.3	vs Wisconsin (Aug 30, 2019)
Points	49	vs Wisconsin (Aug 30, 2019)
Sacks By	4	vs Wisconsin (Aug 30, 2019)
First Downs	22	vs Wisconsin (Aug 30, 2019)
Penalties	4	vs Wisconsin (Aug 30, 2019)
Penalty Yards	40	vs Wisconsin (Aug 30, 2019)
Turnovers	1	vs Wisconsin (Aug 30, 2019)
Interceptions By	2	vs Wisconsin (Aug 30, 2019)
Punts	5	vs Wisconsin (Aug 30, 2019)
Punting Avg	40.8	vs Wisconsin (Aug 30, 2019)
Long Punt	59	vs Wisconsin (Aug 30, 2019)
Punts inside 20	3	vs Wisconsin (Aug 30, 2019)
Long Punt Return	41	vs Wisconsin (Aug 30, 2019)

The Automated ScoreBook
 USF Red-Zone Results (as of Aug 30, 2019)
 All games

USF Inside Opponent Red-Zone

Date	Opponent	Score	Times	Times	Total	Rush			Pass	FGs	Failed to score inside RZ					
			In RZ	Scored	Pts	TDs	TDs	TDs	TDs	Made	FGA	Down	Int	Fumb	Half	Game
Aug 30, 2019	WISCONSIN	L 0-49	1	0	0	0	0	0	0	0	1	0	0	0	0	0
Totals			1	0	0	0	0	0	0	0	1	0	0	0	0	0

0 of 1 (0.0%)

Opponents Inside USF Red-Zone

Date	Opponent	Score	Times	Times	Total	Rush			Pass	FGs	Failed to score inside RZ					
			In RZ	Scored	Pts	TDs	TDs	TDs	TDs	Made	FGA	Down	Int	Fumb	Half	Game
Aug 30, 2019	WISCONSIN	L 0-49	3	2	14	2	1	1	1	0	1	0	0	0	0	0
Totals			3	2	14	2	1	1	1	0	1	0	0	0	0	0

2 of 3 (66.7%)

The Automated ScoreBook
 USF By-Quarter Statistics (as of Aug 30, 2019)
 All games

3rd-Down Conversions

Date	Opponent	Score	Overall	1st Qtr	2nd Qtr	3rd Qtr	4th Qtr	Overtime
Aug 30, 2019	WISCONSIN	L 0-49	3-14 21.4	2-4 50.0	1-3 33.3	0-5 0.0	0-2 0.0	
	USF		3-14 21.4	2-4 50.0	1-3 33.3	0-5 0.0	0-2 0.0	0-0 0.0
	Opponents		6-13 46.2	2-4 50.0	2-3 66.7	1-4 25.0	1-2 50.0	0-0 0.0

4th-Down Conversions

Date	Opponent	Score	Overall	1st Qtr	2nd Qtr	3rd Qtr	4th Qtr	Overtime
Aug 30, 2019	WISCONSIN	L 0-49	0-2 0.0	0-0 0.0	0-0 0.0	0-2 0.0	0-0 0.0	
	USF		0-2 0.0	0-0 0.0	0-0 0.0	0-2 0.0	0-0 0.0	0-0 0.0
	Opponents		1-1 100.0	1-1 100.0	0-0 0.0	0-0 0.0	0-0 0.0	0-0 0.0

Time of Possession

Date	Opponent	Score	Overall	1st Qtr	2nd Qtr	3rd Qtr	4th Qtr	Overtime
Aug 30, 2019	WISCONSIN	L 0-49	25:00	5:34	6:08	6:27	6:51	
	USF		Total 25:00	5:34	6:08	6:27	6:51	0:00
			Avg. 25:00	5:34	6:08	6:27	6:51	0:00
	Opponents		Total 35:00	9:26	8:52	8:33	8:09	0:00
			Avg. 35:00	9:26	8:52	8:33	8:09	0:00

The Automated ScoreBook
 USF Games Played (as of Aug 30, 2019)
 All games

##	PLAYER	GP-GS	WIS
3A	ATKINS, Sean	1/-	XXX
78	ATTERBURY, Bill	1/1	START
11	BARNETT, Blake	1/1	START
41	BELLAMY, D	1/-	XXX
25	BOWMAN, Eugene	1/-	XXX
1B	BOYLES, Dwayne	1/1	START
21	BURNETT, M	1/-	XXX
88	CARTER, Chris	1/-	XXX
74	CECIL, Brad	1/1	START
4C	CLERVEAUX, Stan	1/-	XXX
38	COPELAND, R	1/-	XXX
2	CRONKRITE, J	1/1	START
1C	CURRY, Jayden	1/-	XXX
3	DAVIS, Vincent	1/1	START
49	DENEEN, Ian	1/-	XXX
18	DUKES, DeVontre	1/-	XXX
1D	EVANS, Daquan	1/-	XXX
14	EVANS, Jah'Quez	1/-	XXX
20	FORD, Johnny	1/-	XXX
5F	FRANCO, AJ	1/-	XXX
1F	FROST, Kaden	1/-	XXX
47	GRAY, T	1/-	XXX
44	GRIER, Antonio	1/-	XXX
7	HAMPTON, Mike	1/1	START
64	HARRIS, D	1/1	START
80	HORNE, Terrence	1/-	XXX
73	JENNINGS, D	1/1	START
10	JOINER, Kelley	1/-	XXX
56	JONES, Tyrik	1/-	XXX
90	KEGLER, Kevin	1/-	XXX
22	LaPOINTE, Mekhi	1/-	XXX
6	LIVINGSTONE, K	1/1	START
55	MACON, Patrick	1/1	START
12	McCLOUD, Jordan	1/-	XXX
13	McDOOM, Eddie	1/1	START
19	MILLER, Bryce	1/-	XXX
59	MIMS, Andrew	1/-	XXX
95	NANCE, Thomas	1/-	XXX
16	NICHOLS, Brock	1/-	XXX
77	NORMAN, Marcus	1/1	START
29	NORRIS, Brian	1/-	XXX
15	PHILLIPS, J	1/1	START
96	PINKNEY, Kelvin	1/1	START
81	PURLETT, Kevin	1/-	XXX
4	REAVES, Greg	1/1	START
2R	ROBERTS, Nick	1/-	XXX
1R	ROLAND, Zion	1/-	XXX

The Automated ScoreBook
USF Games Played (as of Aug 30, 2019)
All games

##	PLAYER	GP-GS	WIS
9	SAILS, KJ	1/1	START
25	SANDERS, B	1/1	START
28	SANDS, Trevon	1/-	XXX
54	SAWTELLE, Nico	1/-	XXX
39	SCHNEIDER, T	1/-	XXX
32	SHRADER, S	1/-	XXX
42	SLADE, Darius	1/1	START
5	ST. FELIX, R	1/1	START
71	STAFFORD, J	1/-	XXX
8	STUDSTILL, D	1/1	START
46	THAXTON, Ryan	1/-	XXX
40	VAUGHN, Jason	1/-	XXX
72	WATSON, Ethan	1/-	XXX
84	WEAVER, Xavier	1/-	XXX
24	WEISS, Coby	1/-	XXX
89	WILCOX, Mitch	1/1	START
91	YATES, Rashawn	1/-	XXX