



@USFFOOTBALL

OCT. 21, 2019

UNIVERSITY OF SOUTH FLORIDA BULLS FOOTBALL

TAMPA, FLORIDA

23rd SEASON • 15 WINNING SEASONS • 10 BOWL GAMES • 6 BOWL VICTORIES • 30 NFL DRAFT PICKS • 14 ALL-AMERICA SELECTIONS • REACHED NO. 2 RANKING IN 2007

2019 USF GAME NOTES

GAME 8 • AT ECU

USF DRIVE STARTERS

- ✓ Bulls look to improve to 5-0 at ECU in third road conference game in last four games.
✓ Macon producing at linebacker, stands 6th in conference in tackles (7.9) after 13 at Navy.
✓ Barnett sidelined for season with ankle surgery. McCloud battles injuries in fifth start.
✓ Aggressive D second nationally in takeaways and third in TFL. Ranked No. 3 in "Defensive Mayhem" by Sport Source Analytics.
✓ Projected top NFL TE pick Wilcox continues to extend USF tight end records, nears top 10 in receiving.
✓ Bulls receive \$2 million in gifts toward USF Football Center, now over \$21 million raised toward facility.

USF STATISTICAL LEADERS

RUN: Cronkrite: 96 carries, 459 yds, 2 TD, 65.6 ypg
PASS: McCloud: 53.6%, 674 yds, 8 TD, 6 INT, 96.3 ypg
REC: Wilcox: 13 rec, 241 yds, 4 TD, 34.4 ypg
SCORING: McCloud & Wilcox, 24 pts: 4 TD
TACKLES: Macon (7.9 tpg)
TFL: Boyles (8.5)
SACKS: Grier & Reaves, 3.0 Sacks
INT: Sails & Roberts, 2
USF CAPTAINS: Game-by-Game

USF RADIO NETWORK

FLAGSHIP: 95.3 FM/620 AM WDAE (TAMPA)
IHEART RADIO (DIGITAL) - BULLS UNLIMITED
Jim Louk, play-by-play Sam Barrington, analyst
Joey Johnston, sideline
PREGAME SHOW (2 HRS PRIOR TO KICK)
Jim Lighthall, Jay Recher & Darek Sharp
USF FOOTBALL RADIO SHOW
Live weekly, 7-8 p.m. from World of Beer on Fowler Ave.
Thursdays on Saturday game weeks
Tuesdays on mid-week game weeks

FIND US ON SOCIAL MEDIA

Twitter: @USFFOOTBALL, @CoachStrong_USF
Instagram: USFFOOTBALL
Facebook: facebook.com/SouthFloridaFootball
#GoBulls; #HornsUp; #BullStrong

USF ATHLETIC COMMUNICATIONS

4202 E. Fowler Ave., ATH 100, Tampa, FL 33620
OFFICE: 813-974-2125 WEB: GoUSFBulls.com
Brian Siegrist, Associate AD for Communications
O: (813) 974-4086 | C: (813)-293-3897 | siegrist@usf.edu
Jay D'Abramo Asst. Director of Communications
O: (813) 974-7099 | C: 813-210-7333 | Jdabramo@usf.edu

USF (3-4; 1-2 American) at ECU (3-4; 0-3 American)

Saturday, Oct. 26 • 3:45 P.M. • Greenville, N.C. • Dowdy-Ficklen Stadium (51,000)

SURFACE: Tifton 419 Burmuda
TV: ESPNU: Mike Corey (p-by-p) & Rene Ingoglia (analyst)
RADIO: 95.3 FM/620 AM
AUDIO STREAM: iHeartRadio - Bulls Unlimited
SERIES: USF leads, 8-1, won 4 straight
IN TAMPA: USF leads, 3-1
IN GREENVILLE: USF leads, 4-0
LAST AT ECU: USF won, 61-31, in 2017
USF VS. AAC: 28-23
CONF. ROAD GAMES: 28-35, 14-12 in American



USF

RANKINGS (CFP/AP/COACHES): NR/NR
HEAD COACH:Charlie Strong (C. Arkansas, '82)
RECORD AT USF:20-12 (3rd)
CAREER RECORD:73-49 (10th)



ECU

RANKINGS (CFP/AP/COACHES): NR/NR
HEAD COACH: Mike Houston (Mars Hill, '94)
RECORD AT ECU: 3-4 (1st)
CAREER RECORD: 83-29 (9th)

@USFFOOTBALL @COACHSTRONG_USF @USFATHLETICS #HORNSUP #GOBULLS #BULLSTRONG

2019 SCHEDULE

Table with columns: DATE, OPPONENT, KICK/RESULT, TV, RADIO, NOTABLE. Lists 13 games from August to December.

* American Athletic Conference game All games can be heard on the USF Radio Network and GoUSFBulls.com



GAME DAY AT ECU

The Bulls will play their third conference road game (second straight) in four weeks and fifth straight afternoon kick when they travel to ECU on homecoming. It is USF's last scheduled trip out of the state of Florida on the season. USF has a bye next week before three straight home games. USF has won four straight vs. ECU and has never lost in Greenville (4-0). The Bulls have averaged 34 ppg in nine contests vs. ECU, failing to score at least 20 just once in a 28-17 loss in 2014. USF posted a 61-31 victory in its last trip to Greenville in 2017.

■ QUARTERBACK HEALTH: Senior QB Blake Barnett (who started the first two games of 2019 and 10 in 2018) underwent season ending ankle surgery on Oct. 18. Redshirt freshman QB Jordan McCloud, the starter in the last five games, has played the last two games with injuries to his shoulder and wrist. Walk-on Kirk Rygol (6-0, 195) has seen action late in two games (UConn & Navy), completing 5-of-8 passes for 97 yards, one touchdown and no interceptions.

■ CRONK FINDS A RYTHM: Senior RB Jordan Cronkrite has posted 382 yards on an average of 21 carries a game in the last three games to provide some stability to the offense while posting two of the top four rushing performances of his career, running for 148 at UConn and 158 vs. BYU.

■ DISRUPTIVE DEFENSE: After posting three takeaways at Navy, the Bulls' fourth game with two or more on the year, USF has 18 takeaways on the year to rank second nationally. The Bulls have a takeaway in every game and 10 players have a takeaway on the year. USF posted a total of 21 takeaways last season. The Bulls rank third nationally in fumbles recovered (10) and 21st in interceptions (8). USF stands third in the nation in tackles for loss (9.1). Sport Source Analytics ranked USF's defense No. 3 nationally in "Defensive Mayhem", posting a TFL, sack, INT or fumble on 16.8 percent of plays prior to Week 7.

USF QUICK FACTS

HEAD COACH CHARLIE STRONG

Years Coached: _____ 10th season (3rd at USF)
Alma Mater: _____ Central Arkansas, '82
 _____ three-time all-conference defensive back
Career Record: _____ 73-49 (11th)
Record at USF: _____ 20-12 (3rd)
American Conf. Record: _____ 17-10 (4th yr; 1 at UL)
Career Bowl Record: _____ 4-4

USF COACHING STAFF (game location)

Brian Jean-Mary (**Field**) Def. Coord. /Asst. HC/LBs
 Kerwin Bell (**Field**) Off. Coord./QBs
 Justin Burke (**Press Box**) Tight Ends/Special Teams
 Sean Cronin (**Press Box**) Outside Linebackers
 Jeremy Darveau (**Field**) Offensive Line
 Steve Ellis (**Field**) Defensive Backs
 Bryan Hill (**Press Box**) Safeties
 Shaun King (**Field**) Running Backs
 Paul Spicer (**Field**) Defensive Line
 Charlie Williams (**Field**) Wide Receivers
 Pat Moorer (**Field**) Strength & Conditioning
Analysts: Kade Bell, Trent Earley, Lindsey Lamar,
 Jamey McClendon, Andrew Robestelli, Auggie Sanchez
Graduate Assistants: Demarco Cobbs,
 Emilio Nadelman, John Peacock, Jonathan Pearce

IN THE PRESS BOX

OFFENSE: Justin Burke

DEFENSE: Sean Cronin & Bryan Hill

UNIVERSITY QUICK FACTS

Location: Tampa, Fla. **Enrollment:** 50,577
Nickname: Bulls **Colors:** Green & Gold
Conference: American Athletic
President: Dr. Steven C. Currall
Athletic Director: Michael Kelly
Football Office Phone: 813-974-7170

TEAM OVERVIEW

2018 Overall Record: 7-6
2018 American Athletic Record: 3-5
Bowl Game: Gasparilla Bowl (Lost)
Starters Returning/Lost: 16/8
Offense: 9/2 **Defense:** 5/6
Special Teams: 2/0
Lettermen Returning/Lost: 39/22
Offense: 20/8 **Defense:** 16/13
Special Teams: 3/1

FOOTBALL HISTORY

First Year: 1997
First Year in FBS: 2000
Record (years): 155-115 (23rd season)
FBS Record (years): 135-102 (20th season)
Bowl Appearances/Record: 10 (6-4)
Last Bowl Appearance: 2018 Gasparilla (L, Marshall)
First Team All-Americans: 6
First Team All-Conference: 32

STADIUM INFORMATION

Name: Raymond James Stadium
Capacity: 65,857 **Surface:** Tifway Bermuda 419
Record At Ray Jay: 92-44 (.678)

THE PROGRAM

In its 23rd season and 20th at the FBS level, USF Football has made 10 bowl appearances, including a current string of four straight and every season between 2005-10 (6 straight). USF has won six bowl games and has produced 14 All-America selections, 30 NFL Draft picks and reached the No. 2 ranking in the Associated Press Poll in 2007.

LAST TIME OUT

BULLS FALL AT NAVY

Navy used big touchdown plays of 67, 58, and 23 yards to take a 21-0 lead early in the second quarter and then used its potent rushing attack to log 434 yards on the ground and salt away a 35-3 victory in Annapolis. It marked the Bulls' second loss at Navy in as many trips. USF managed just 264 yards of offense and failed to capitalize on three takeaways in the game. Navy completed just one pass, that coming from a slot back on a trick play that resulted in a 23-yard touchdown.

- RB Jordan Cronkrite was USF's most potent offensive weapon posting 76 yards on 17 carries (4.5 ypc).
- Hampered by injuries suffered in the previous contest, starting quarterback Jordan McCloud completed 11-of-23 passes for 50 yards and an interception.
- Linebacker Patrick Macon and defensive end Greg Reaves led USF posting 13 and 12 tackles, respectively. Reaves also collected a fumble recovery to join KJ Sails (interception) and Nick Roberts (interception) in posting takeaways.
- Navy quarterback Malcolm Perry ran for 188 yards and two touchdowns, including TD runs of 67 and 21 yards, the first coming on a third and long scramble on a pass play for Navy's first score at 3:56 of the first quarter.
- Randall St. Felix led USF with four receptions but totaled just 22 yards.
- Kirk Rygol passed for 64 yards on 4-of-7 after coming on in relief of McCloud late in the game.

USF NUMBERS TO KNOW

\$21 Million - USF has raised more than \$21 million toward the construction of the new USF Football Center following the announcement of \$2 million in gifts during the homecoming win vs. BYU on Oct. 12.

9,264 - Distance that **Trent Schneider**, a 29-year-old, left-footed punter from Sydney, Australia, is from home. He set a USF game record averaging 51.6 ypp on seven punts at Georgia Tech & ranks 3rd in the AAC (44.5 ypp).

1,121 - Rushing yards for SR RB **Jordan Cronkrite**, in 2018, the 9th 1,000-yard season in program history. His five straight 100-yard games to equaled the USF record.

523.9/52.0 - OC **Kerwin Bell** led Valdosta State to the Div. II national title in 2018 as his offense averaged 523.9 ypp and 52.0 ppg.

382 - Yards for SR RB **Jordan Cronkrite** in his last three games, including 158 vs. BYU & 148 at UConn.

302 - USF and AAC record rushing yards posted by SR RB **Jordan Cronkrite** at UMass (2018).

273 & 5 - FR QB **Jordan McCloud** totaled 273 yards and 5 TD (3 passing & 2 rushing) in his debut start vs. SC State on Sept. 14. He became the 17th starting QB in program history and the 10th to win their debut.

150 - In 2018, USF became the fastest collegiate program in state of Florida history to reach 150 wins.

98 & 97 - KR **Terrence Horne** tied an NCAA record in 2018 with two kickoff returns for TDs (98 & 97 yds) vs. Georgia Tech. His 264 kickoff return yards in the game set a USF record. He missed the bulk of the 2018 season after tearing his ACL in practice prior to the ECU game.

89 - SR DE **Greg Reaves** posted a career-best 89 tackles in 2018 as he played the last seven games of the year at linebacker, including posting a career-best 14 tackles in the Gasparilla Bowl. He had a season-best 13 stops at Navy on Oct. 19, 2019.

83.3 - Walk-on JR kicker **Coby Weiss** made 15 of 18 field goals (83.3 %) in 2018 to rank 4th in the AAC & 19th nationally. He is 12-of-12 under 30 yards on his career.

43/540 - SR TE **Mitchell Wilcox**, a Mackey Award candidate, set a USF TE seasons record in 2018 with 43 catches for 540 yards to finish second on the team in both.

85/1,217/10 - SR TE **Mitchell Wilcox** owns USF tight end career records with 85 recs, 1,217 yards & 10 TD. He has 13 catches for 241 yards & 4 TD on the year.

52.8 - USF game record punting average posted by Trent Schneider vs. BYU, the fourth best mark in AAC history and his second USF record performance on the year.

23 - USF is 23-12 in American Athletic Conference games over the last four seasons, the second-best record of any team over that span. The Bulls are 16-5 against the East Division in the last four years.

20 - Head coach Charlie Strong became the fastest USF coach to reach 20 wins with a 27-23 victory over BYU on Oct. 12.

20 - USF checked in at No. 20 in the Coaches poll in Week 9 of the 2018 season. The winningest era of USF football includes a program-record run of 20 straight weeks ranked in the Top 25 (2016-17), four straight bowl games and two bowl wins over Power 5 opponents.

18 - Passes defended recorded by **Mike Hampton** in 2018, to rank ninth nationally and one short of the USF record. He had a season-best 3 at UConn so far this year.

15 - Number of tackles recorded by LB **Patrick Macon** in his USF debut, the most for a Bull since 2013. He leads USF with 7.9 per game, which ranks 6th in the AAC.

10.0 - Number of tackles for loss recorded by SR DE **Kirk Livingstone** in 2018 to lead USF. He has 26.0 TFL and 9 sacks on his career.

17-1 - USF is 17-1 under Charlie Strong when rushing for 200 yards in a game and 17-1 when outrushing an opponent under Strong. The Bulls have run for 200 plus three times on the year (3-0).

12/9 - USF has 12 players on the roster that transferred from Power 5 schools, nine are in the depth chart.

8 - USF grabbed a program record 8 takeaways vs. SC State and has 15 on the year to rank No. 4 nationally.

5 - USF returned all five starters on the offensive line from the 2018 Gasparilla Bowl. Seniors **Marcus Norman** (RT) and **William Atterbury** (RG) have combined to start 75 games.

3 - USF stands No. 3 in the nation with 9.1 TFL per game and has posted 10+ in four games.



EXCLUSIVE DEBUT OF ADIDAS WVN A1 UNIFORM

When USF football opened the 2019 season in an ESPN primetime clash with Wisconsin, the Bulls were clad in the new adidas WVN A1 uniform, the newest creation in the adidas A1 uniform franchise.

USF was selected to debut the latest addition to the adidas A1 uniform franchise and will be the only team in the nation wearing the WVN A1 uniform, adidas' lightest weight game uniform.

The advanced technology in the four-way stretch woven fabric combined with stretch mesh paneling throughout the jersey and pant provides for an elevated range of motion, compression fit and superior ventilation. Rigid mesh at key vent zones around the shoulder pads provides AERO.RDY breathability.



#BULLSTRONG: INSIDE USF FOOTBALL

Shot and produced by 20-time Emmy-winning Awesome Films, #BULLSTRONG: Inside USF Football takes fans inside the program with stunning cinematography and unprecedented access. The show, was the winner of the Outstanding Program Series award at the 2017 SVG/NACDA College Sports Media Awards and won a Florida broadcasting Emmy.

AIR TIMES: EACH GAME WEEK: FOX Sports Florida Thursdays at 3:30 p.m. (Spectrum CH: 39 & 1149 HD; Verizon FiOS CH: 77 & 577; DirecTV 654; Dish Network 423 SD; 373 HD

MOR-TV: Saturdays at noon (Charter/Spectrum CH 12/HD 1012; Verizon FiOS Ch 12/HD 512; Comcast 12/HD 437 ; Xfinity CH 4 in Sarasota; DirecTV CH 32 & 32-1; Over the air CH 32.1

OPPONENT PREVIEW: ECU, USF LEADS SERIES, 8-1

ECU is coming off a 41-28 loss at UCF last Saturday and has dropped its last two games, also falling at home to Temple (27-17). The Pirates are 3-4 on the year and 2-1 at home, with wins over Gardner-Webb (48-9) and William & Mary (19-7). ECU fell at Navy (42-10) in Week 3 and also dropped a 34-6 decision at NC State in its opener.

- The Pirates rank ninth in the AAC in total offense (380.6 ypg) and 11th in scoring (21.7 ppg), while standing 10th in total defense (401.9 ypg) and 7th in scoring defense 25.9 ppg.
- ECU ranks 119th nationally in kickoff return defense (giving up 25.75 ypr) and 124th in kick returns (15.4 ypr). They are also at the bottom of the conference in punt returns (5.15 ypr) and 7th in punting (37.20).
- QB Holton Ahlers has passed for 1,455 yards, 7 touchdowns and 6 interceptions on the year. He logged 313 yards through the air at UCF with one touchdown and one interception. Ahlers has also run for 259 yards and four TDs.
- RB Demetrius Mauney leads the ground attack posting 45.4 yards per game and has one touchdown.
- 6-2, 228 CJ Johnson (27 rec., 314 yds) and 6-1, 186 Blake Proehl (25 rec., 342 yards) lead the team in receiving.
- DL Kendall Futrell ranks sixth in the conference posting 1.14 sacks per game.

LAST TIME VS ECU

USF became the fastest Florida FBS team to reach 150 program wins, doing so in 255 games to best Florida by three games, with a 20-13 victory over East Carolina in the Bulls' AAC opener at Raymond James Stadium.

■ ECU, which had the previous week off due to Hurricane Florence, took a 7-0 lead on its first drive. USF led 13-10 at halftime, but needed junior Jordan Cronkrite to break a 13-13 tie with a career long 80-yard touchdown run with 10:13 remaining.

■ Safety Nick Roberts sealed the victory by intercepting his first career pass at the ECU 44-yard line with two minutes remaining. USF gave up just three points and 196 yards in the second half.

■ USF scored at least 20 points in 34 straight games, the longest streak in the nation at the time.

Team Statistics (Final)
2018 USF Football
ECU vs USF (Sep 22, 2018 at Tampa, Fla.)

	ECU	USF
FIRST DOWNS	24	9
Rushing	10	4
Passing	11	5
Penalty	3	0
NET YARDS RUSHING	156	115
Rushing Attempts	46	32
Average Per Rush	3.4	3.6
Rushing Touchdowns	1	2
Yards Gained Rushing	173	154
Yards Lost Rushing	17	39
NET YARDS PASSING	256	181
Completions-Attempts-Int	22-50-1	12-20-0
Average Per Attempt	5.1	9.1
Average Per Completion	11.6	15.1
Passing Touchdowns	0	1
TOTAL OFFENSE YARDS	412	296
Total offense plays	96	52
Average Gain Per Play	4.3	5.7
Fumbles: Number-Lost	0-0	1-1
Penalties: Number-Yards	2-10	3-33
PUNTS-YARDS	8-244	9-443
Average Yards Per Punt	30.5	49.2
Net Yards Per Punt	28.0	42.3
Inside 20	2	2
50+ Yards	0	3
Touchbacks	1	2
Fair catch	2	3
KICKOFFS-YARDS	3-195	4-231
Average Yards Per Kickoff	65.0	57.8
Net Yards Per Kickoff	41.7	39.8
Touchbacks	2	0
Fair Catch Yards	0	0
Punt returns: Number-Yards-TD	3-22-0	0-0-0
Average Per Return	7.3	0.0
Kickoff returns: Number-Yds-TD	4-72-0	1-20-0
Average Per Return	18.0	20.0
Interceptions: Number-Yds-TD	0-0-0	1-0-0
Fumble Returns: Number-Yds-TD	1-0-0	0-0-0
Miscellaneous Yards	0	0
Possession Time	38:10	21:50
1st Quarter	10:12	4:48
2nd Quarter	9:32	5:28
3rd Quarter	9:17	5:43
4th Quarter	9:09	5:51
Third-Down Conversions	10 of 24	3 of 13
Fourth-Down Conversions	2 of 4	0 of 0
Red-Zone Scores-Chances	3-3	1-1
Touchdowns	1-3	1-1
Field goals	2-3	0-1
Sacks By: Number-Yards	6-31	1-6
PAT Kicks	1-1	2-3
Field Goals	2-2	0-0
Points off turnovers	3	0

ECU

Rushing	No.	Gain	Loss	Net	TD	Lg	Avg
AHLERS, Holton	12	54	6	48	1	15	4.0
HOWE, Hussein	7	40	0	40	0	20	5.7
SCOTT, Anthony	11	39	0	39	0	13	3.5
PINNIX, Darius	12	35	5	30	0	6	2.5
HERRING, Reid	2	5	4	1	0	5	0.5
FARRIER, Deondr	3	1	0	1	0	0	0.3
BROWN, Trevon	1	0	2	-2	0	-2.0	-2.0
Totals	46	173	17	156	1	20	3.4

Passing	C-A-T	Yds	TD	Long	Sack
HERRING, Reid	21-48-1	253	0	47	0
AHLERS, Holton	1-2-0	3	0	3	1
Totals	22-50-1	256	0	47	1

USF

Rushing	No.	Gain	Loss	Net	TD	Lg	Avg
CRONKRIT, J	15	129	0	129	1	80	8.6
FORD, Johnny	5	13	0	13	0	6	2.6
TEAM	3	0	8	-8	0	0	-2.7
BARNETT, Blake	9	12	31	-19	1	8	-2.1
Totals	32	154	39	115	2	80	3.6

Passing	C-A-T	Yds	TD	Long	Sack
BARNETT, Blake	12-20-0	181	1	66	6
Totals	12-20-0	181	1	66	6

Receiving	No.	Yards	TD	Long
CRONKRIT, J	3	13	0	9
MCCANTS, Tyre	3	12	0	7
SALOMON, Darnel	2	79	1	66
ANTOINE, Deange	2	28	0	13
FORD, Johnny	1	39	0	39
ST. FELIX, R	1	10	0	10
Totals	12	181	1	66

AMERICAN CONFERENCE

School	CONF	OVERALL	STREAK
EAST			
Cincinnati	3-0	6-1	W5
UCF	2-1	5-2	W1
Temple	2-1	5-2	L1
USF	1-2	3-4	L1
East Carolina	0-3	3-4	L2
UConn	0-4	1-6	L6
WEST			
SMU	3-0	7-0	W7
Navy	3-1	5-1	W3
Memphis	2-1	6-1	W1
Tulane	2-1	5-2	L1
Houston	1-2	3-4	W1
Tulsa	0-3	2-5	L3

AMERICAN CONFERENCE SCHEDULE

THURSDAY • OCTOBER 24, 2019

SMU @ HOUSTON 7:30 P.M. TV: ESPN

SATURDAY • OCTOBER 26, 2019

TULANE @ NAVY 3:30 P.M. TV: CBSN

UCONN @ MASSACHUSETTS 3:30 P.M. TV: NESN

USF @ ECU 3:45 P.M. TV: ESPN

MEMPHIS @ TULSA 7:00 P.M. TV: CBSN

UCF @ TEMPLE 7:00 P.M. TV: ESPN2

AFTERNOON DELIGHT

USF's 3:45 p.m. kickoff at ECU will be its fifth straight afternoon kick and one of six afternoon kickoffs in the Bulls' first eight games of 2019. The string will break with an 8:00 p.m. primetime kick vs. Temple at Raymond James Stadium on Nov. 7.

AMERICAN ATHLETIC CONFERENCE 2019 BOWL COMMITMENTS

DXL Frisco Bowl
American vs. Sun Belt
Friday, Dec. 20, 7:30 p.m. ET
Frisco, Texas
ESPN2

AutoNation Cure Bowl
American vs. Sun Belt
Saturday, Dec. 21, 2:30 p.m. ET
Orlando, Fla.
CBS Sports Network

Cherubini Tart Cherry Boca Raton Bowl
American vs. MAC
Saturday, Dec. 21, 3:30 p.m. ET
Boca Raton, Fla.
ABC

Bad Boy Mowers Gasparilla Bowl
American vs. Conference USA
Monday, Dec. 23, 2:30 p.m. ET
Tampa, Fla.
ESPN

Hawaii Bowl
American vs. BYU
Tuesday, Dec. 24, 8 p.m. ET
Honolulu, Hawaii
ESPN

Military Bowl presented by Northrup Grumman
American vs. ACC
Friday, Dec. 27, noon ET
Annapolis, Md.
ESPN

Jared Birmingham Bowl
American vs. SEC
Thursday, Jan. 2, 3 p.m. ET
Birmingham, Ala.
ESPN

COLLEGE FOOTBALL PLAYOFF
The 2019 College Football Playoff will hold semifinal games at:
Fiesta Bowl
Saturday, Dec. 28, 4 or 8 p.m. ET on ESPN
Chik-fil-A Peach Bowl
Saturday, Dec. 28, 4 or 8 p.m. ET on ESPN
The 2019 College Football National Championship Game will be at:
Mercedes-Benz Superdome
New Orleans, La.
Monday, Jan. 13, TBA on ESPN

Goodyear Cotton Bowl Classic
New Year's Six Bowl
Saturday, Dec. 28, noon ET
Arlington, Texas
ESPN

TAPPING TRANSFER TALENT

USF has had a history of transfers finding success in Tampa. Currently 12 players on the roster entering 2019 transferred to the Bulls from Power 5 schools. Nine of those players are currently in the two deep (5 on Offense, 4 on defense), with the potential for two more could join them, and are expected to be significant contributors on the field.

P5 Transfers That Have Started This Season (7)

Jordan Cronkrite	RB	Florida
Devins Studstill	S	Notre Dame
KJ Sails	DB	North Carolina
Blake Barnett	QB	Arizona State
Eddie McDoom	WR	Michigan
Darius Slade	DE	Arizona State
Patrick Macon	LB	Oklahoma State

Transfers Currently on the Depth Chart

Jarrett Hoppie	OL	Virginia Tech
Jacob Mathis	TE	Ole Miss

Other P5 Transfers

Augie DeBiase	QB	Miami
Ryan Thaxton	DE	Tennessee
Latrell Williams	WR	Tennessee

Other Transfers on Depth Chart

Bryce Miller	WR	Southeastern
Blake Green	DT	NW Missouri St.
Trent Schneider	P	Santa Barbara City
Coby Weiss	K	Tennessee State

Recent Notable Transfers

- Marquez Valdes-Scantling WR NC State
- Set season-receiving record, drafted by Packers
- Rodney Adams WR Toledo
- Drafted by Vikings
- Aaron Lynch DE Notre Dame
- Drafted by 49ers
- Jason Pierre-Paul DE Fort Scott CC
- Drafted by Giants



DID YOU KNOW?

- Head coach **Charlie Strong** loves ice cream, particularly Blue Bell chocolate, and eats it daily.
- SR TE **Mitchell Wilcox** is physical and loves contact, in fact he posted 61 tackles and 17.5 TFL in his senior year of HS. His father, Charles, served in the U.S. Coast Guard. The family has an ice cream scoop that has been passed down through the family and is reinforced by a shovel handle.
- SR TE **Mitchell Wilcox** is the ping-pong champion of the current Bulls locker room but still has not claimed the crown for Selmon Athletics Center, that is held by former Bulls' kicker and current GA Emilio Nadelman.
- SR TE **Mitchell Wilcox** was the team belly flop champion at the 2018 Gasparilla Bowl, using a long perfected technique. His parents, Carole and Chuck, attended the very first USF game in 1997.
- SR DE **Greg Reaves** played safety in high school. He joined USF as a walk-on, earning a scholarship prior to the 2017 season. Reaves plays the saxophone and likes to play Christmas songs.

- FR WR **Terrence Horne** was the 100-meter champion in the 2018 FHSAA 4A State Track and Field Championships. He has a career-best time of 10.29.
- JR P **Trent Schneider** is a 29-year-old native of Sydney, Australia who worked construction for eight years before the former soccer goalkeeper became a college punter.
- SR LB **Nico Sawtelle** plays the piano. He can still pick up sheet music and play and likes to play "Piano Man" and the Charlie Brown theme song.
- SR QB **Blake Barnett** is married to a professional surfer, Maddie. They were engaged in 2015 and have an infant son, Brooks. Blake also surfs.
- SR QB **Blake Barnett's** father, Lance, was a professional motocross racer when Blake was young and Blake rode motocross from the ages of 5 to 12. He went through five motorcycles as he advanced levels.
- SR RT **Marcus Norman's** father, Winston, is a native of England and his mother, Phillippa, hails from Jamaica, where Norman has visited often throughout his life.

PROGRAM ON A ROLL

FASTEST TO 150 WINS

With a victory over ECU (Sept. 22), USF became the fastest Florida FBS program to reach 150 wins.

STATE OF FLORIDA FBS PROGRAMS

School..... Game Reached

150th Win/Games

USF 4th game of 2018150/255 (.588)
 Florida..... 1st game of 1937150/258 (.581)
 Miami..... 5th game of 1955150/267 (.562)
 Florida St. 10th game of 1975150/292 (.513)
 UCF 9th game of 2005150/294 (.510)
 FAU & FIU have not reached 150 wins

BULLS POST BEST 4-YEAR WIN TOTAL

USF has posted the program's best-ever win total (36) over four seasons. The Bulls surpassed the previous program record in the 44th game of the current four-year period, surpassing the 34 wins (34-18 (65.0%)) posted from 2006-09 in a span of 52 games.

WINNINGEST ERA IN USF HISTORY

USF is experiencing the most successful era in the 22 years of the existence of the football program.

MOST WINS & BEST RECORD OVER 3 SEASONS

Record.....Period..Win %

29-92015-17 ...76.3%

28-102016-18 ...77.8%

26-132006-0866.6

MOST WINS & BEST RECORD OVER 4 SEASONS

Record.....Period.....Win %.....Bowls

36-152015-18.....70.5%3

34-182006-0965.0%4

MOST WINS IN A SEASON

Record.....Period..Win %

11-22016 ...84.6%

10-22017 ...83.3%

9-22002 ...81.8%

9-42007 ...69.2%

9-42006 ...69.2%

2ND BEST RECORD IN THE AMERICAN

USF has gone 23-12 in American Athletic Conference games the last five seasons (including 2019).

The Bulls are 12-4 at home during that span and 16-5 vs. East Division foes in the last four years.

Top American Conference Records (Last 5 Seasons)

Temple27-9

USF23-12

Houston23-12

Memphis23-12

Navy23-13

UCF22-13

2019 SEASON STORY LINES

■ **Coaching Staff Changes:** Head coach Charlie Strong welcomed five new coaches in the offseason, highlighted by offensive coordinator Kerwin Bell. Offensive line coach Jeremy Darveau also joined the offense and USF added three new defensive coaches: defensive backs coach Steve Ellis, safeties coach Bryan Hill and defensive line coach Paul Spicer.

■ **OC Bell Set to Score Fast:** After leading Valdosta State to a Division II National Championship with the nation's top scoring offense (52.0 ppg), new offensive coordinator Kerwin Bell takes the reins of the USF offense and will begin developing the Bulls scheme this spring with the mantra "play fast, score faster."

■ **16 Starters/Senior Leaders Return:** USF returns 16 starters, including five seniors on offense and senior leaders Greg Reaves, Kirk Livingstone and Nico Sawtelle on defense.

■ **Nine Starters Return on Offense:** New OC Kerwin Bell will enjoy nine returning starters on offense, including the Bulls' quarterback, top rusher, top receiver, all-conference tight end and four offensive linemen with seven or more starts in 2018.

■ **Dynamic Runners:** The Bulls return their top three rushers from 2018, led by dynamic backs Jordan Cronkrite (1,121 yds & 9 TD) and Johnny Ford (787 yds & 8 TD) that ranked fifth (6.09) and third (6.84) in yards per carry in The American.

■ **Wilcox & Cronkrite Spurn NFL:** First team all-conference tight end Mitchell Wilcox and 1,000-yard rusher Jordan Cronkrite elected to forego early entry in the NFL Draft to return for their senior campaigns. Wilcox posted a USF tight end record season with 43 receptions for 540 yards, while Cronkrite logged the sixth-best rushing season in program history.

■ **Familiar O-Line Provides Foundation:** The Bulls' five starters on the offensive line for the Gasparilla Bowl all return in 2018. They all started at least 4 games in 2018.

■ **D-Line Matures:** Young Bulls got a lot of experience on the D-line last year. Now, seniors Greg Reaves and Kirk Livingstone lead a group of four players that have played in 22 or more games and six that have played in eight or more.

■ **Special Teams Solid:** USF returns its kicker (Coby Weiss, 15-18 FG), punter (Trent Schneider, 42.9 ypp), leading kick returner (Bentlee Sanders, 26.8 ypr) and expects the return of dynamic returner Terrence Horne (2 TD returns vs. G-Tech).

POWER SIX

After wins over Georgia Tech and Illinois in 2018, USF has won seven of its last 10 meetings vs. Power Five opponents, including a pair of bowl victories. USF's lone losses in its last nine P5 contests came to No. 13 Florida State (55-35) in 2016 and vs. No. 17 Wisconsin (49-0) in Tampa and at Georgia Tech (14-10) in 2019.

ROLLING AT RAY JAY

■ USF has won 22 of its last 29 home games, with 16 wins coming by two touchdowns or more.

POLL WATCHING

■ USF returned to the Top 20 in the polls for the 32nd week in program history in Week 9 of the 2018 season. It marked the sixth season USF has reached the Top 20 and the third straight in the Top 25.

TOP USF HEAD COACH STARTS:

Head coach Charlie Strong posted the best two-year start by a head coach in USF program history, including going 10-2 with a Birmingham Bowl victory over Texas Tech in his first campaign. With the team's victory over BYU on Oct. 12, he also became the fastest to 20 wins.

Head Coach 2-Year Record

Charlie Strong	17-8
Jim Leavitt	13-9 *
Skip Holtz	13-12
Willie Taggart	6-18

Head Coach 20 Wins Mark

Charlie Strong	20-11
Jim Leavitt	20-12*

* program was FCS at the time/1st 3 years of existence

150 YEARS OF COLLEGE FOOTBALL; BULLS FASTEST TO 150 WINS IN FLORIDA

College football is celebrating its 150th anniversary in 2019. The first game was played on Nov. 6, 1869 as Rutgers beat Princeton, 6-4, in New Brunswick, N.J. USF is playing its 20th FBS season and 23rd season overall.

■ In 2007, USF became the fastest program in the modern AP Poll Era to go from inception to a Top 10 national ranking as the Bulls were ranked No. 6 in the Week 5 AP Poll in just the program's 11th season. The Bulls would climb all the way to the No. 2 ranking two weeks late in Week 7 to become the fastest to reach a Top 5 ranking.

■ The Bull have reached a Top 25 ranking in seven seasons, including the last three straight, and have been ranked a total of 49 weeks, including 12 in the top 15.

■ USF has played in a bowl game in four straight seasons and in 10 of the last 14. The Bulls have won eight or more games in 10 FBS seasons and eclipsed nine wins five times.

■ With a victory over ECU last season, the Bulls became the fastest collegiate program in state of Florida history to reach 150 wins.

USF FOOTBALL

Year Started	1997
Seasons Played	23
Games Played	265
Victories	154
Head Coaches	4
Bowl Games	10
Bowl Wins	6

“CRONK” RIGHT!

1,000-YARD RUSHER FINDING RYTHM

Senior Jordan Cronkrite returned for his senior season after posting 1,121 yards in 2018, the sixth-best total in program history, in his first season on the field for the Bulls.

■ After a slow start in the Bulls' first four games that saw him log just 76 yards on 33 carries (8.2 cpg), Cronkrite posted back-to-back 100-yard games and two of the top four rushing performances on his career while averaging 21 carries and posting 382 yards (127 ypg) in the last three games.

■ He fueled the Bulls top two rushing days on the season as USF ran for 313 yards at UConn and 243 vs. BYU.

■ Cronk bolted for 148 yards (7.4 ypc) at UConn, the third-best rushing total on his career, before logging 158 yards and two touchdowns on a career-high 26 carries (6.1 ypc) in the second-best rushing performance of his career vs. BYU

■ Cronk posted FIVE 100-yard rushing games in 2018. His 302 yards at UMass were the most by a player in The American and the second-best total nationally on the year as he set a new USF and AAC game record. His five-straight 100-yard rushing games equaled the longest streak in USF history also accomplished by Quinton Flowers (2016) and Marlon Mack (2015).

■ Cronk owns four of the 15 longest TD runs in USF history. His 80-yard, game-winning TD run vs. ECU in 2018 is tied for the fourth-longest.

■ His four TD runs of 60-plus yards in 2018 were a USF record, eclipsing Marlon Mack's three in 2014.

OFFENSE DELIVERS IN WINS AT UCONN & VS BYU

Fueled by a strong ground game, the USF offense started to click as the Bull posted 503 yards and 313 rushing yards in its most prolific day so far on the season at UConn and followed with 315 yards and 243 on the ground vs. BYU.

■ UConn marked USF's most offensive yards since posting 611 vs. UConn last season and the program's first 300-yard rushing game since gaining 346 on the ground against UConn on Oct. 20, 2018. The Bulls mounted four touchdowns drives of 80 or more yards on the day. USF's touchdown drives of 89, 88 and 85 yards marked its three longest on the season.

■ Redshirt freshman QB Jordan McCloud accounted for four touchdowns (three passing, one rushing) in his third straight start at UConn. McCloud posted his third TD run of the season in the second quarter on a 26-yard run and finished with 62 yards on 11 carries while passing for 157 yards and 3 TD.

SPECIAL SPECIAL TEAMS: SCHNEIDER & SANDERS PUT ON SHOW

Punter Trent Schneider broke a USF game punting record for the second time on the season as he was key in the Bulls victory over BYU, averaging 52.8 yards on five punts (*tied for the 4th-best mark in AAC history*) in a close, come-from-behind victory. Schneider's punts were key in changing field position as USF's offense was slow to get going in the first half, but none was bigger than his 61-yard angled punt from the Bulls' own goal line with 1:09 to play and USF clinging to a 27-23 lead. The punt, which angled out of bounds with no return, pushed BYU back to its own 26-yard line to begin its final drive, which moved 54 yards before being stopped at the USF 20.

■ Schneider now ranks 19th nationally/2nd in AAC averaging 45.0 ypp, which is on pace to break the USF season mark.

■ Schneider's 51.6 yard average on 7 punts at Georgia Tech and his 52.8 yard average on 5 vs. BYU stand as the top two punting efforts in program history and the first over 50 yards. The previous record was 49.8 set by Jonathan Hernandez at Tulane in 2017.

Kick returner Bentley Sanders also had a big game vs. BYU logging a 61-yard return, his second 60-plus yard return on the year, and averaging 30.9 yards per return while compiling 151 return yards.

■ Sanders now stands 14th nationally and first in The American averaging 27.11 ypr. Sanders average currently would rank among the best in program history and is challenging the record of 31.7 ypr set by J.R. Reed in leading the nation in return average in 2003.

■ He ranked second in the AAC and 10th nationally in kickoff returns last season.

BOYLING

Sophomore LB Dwayne Boyles posted a TFL in five straight games, including a team-high 3.0 at UConn, and leads the team with 8.5 on the year.

■ He posted 21 tackles over three games (7.0 tpg), including a team-high tying eight at UConn, and now stand fourth on the team with 37 stops on the year.

■ Named the Defensive Player of the Game by Coach Strong after the BYU victory in which he had a team-high 2.5 tackles for loss to go with seven tackles and a sack.

■ At UConn he led the team with 3.0 tackles for loss and a team-best eight tackles.

WILCOX GOING WILD ON USF TE RECORDS

A three-time Mackey Award candidate, senior tight end Mitchell Wilcox delivered a career year in 2018 as he put together a first team all-conference season. He got evaluated by NFL teams following the season and made the choice to return to school for his final campaign.

■ He is just the 14th career 1,000-yard receiver in USF history and is on pace to finish among the top seven in career yardage and receptions all-time at USF. With 1,217 yards, he has moved into 13th all-time.

■ He needs 15 catches to be the 11th to post 100 career receptions in USF history. With 89 yards and 19 receptions he would move among the top 10 in receiving yards and receptions in USF history.

■ With 10 career TD catches - a team-high four on the year - he ranks 9th all-time at USF and is two shy of the top 5 all-time. Andre Davis owns the USF record with 17.

■ His four TD catches on the year double his previous season high total.

■ He has set the USF tight end career records records with 1,206 yards, 84 receptions (setting the receptions mark with a 54-yard catch at Georgia Tech on Sept. 7) and 10 TD.

■ Wilcox posted USF tight end season records of 43 receptions (2nd on the team) for 540 yards (3rd on team), more than doubling his 17 catches for 185 yards all of 2017.

■ Posted a USF tight end game record with eight receptions for a personal-best 109 yards at Illinois.

■ He led all AAC tight ends with 540 receiving yards to set a USF TE record, despite missing two entire games and a half of play in two others due to injury in 2018.

HOMEGROWN TALENT

USF's recruiting has focused on Florida and the Bay Area and its seven surrounding counties.

■ 91 of the 107 players on USF roster heading into the 2019 season hail from the state of Florida. That represents 88 percent of the roster with Georgia (6 players) being the next closest state in producing current Bulls.

■ The 2019 Bulls' roster features 29 players from the Bay Area, representing 27 percent of the roster. The Miami/Ft. Lauderdale area is next closest with 19 Bulls hailing from the area.

■ Among the Bay Area standouts on the Bulls' roster are 15 players in the depth chart, including Mackey Award candidate Mitchell Wilcox, starting QB Jordan McCloud, right guard William Atterbury, left tackle Donovan Jennings, slot Bryce Miller, cornerbacks Mike Hampton & KJ Sails, defensive end Greg Reaves, safeties Mekhi LaPointe and Bentley Sanders, defensive tackles Kelvin Pinkney and Blake Green.

SITUATIONAL RECORDS

Under Strong 2019

vs. Top-25 opponents (AP/Coaches)	0-4	0-1
vs. Top-10 opponents (AP/Coaches)	0-1	0-0
USF Scores First	9-6	1-1
Opponent Scores first	10-5	1-3
USF leads after 1st quarter	10-4	2-1
Opponent leads after 1st quarter	9-7	1-3
USF leads at half	14-3	2-0
Tied at half	2-0	0-0
Opponent leads at half	3-8	1-4
USF leads after 3rd quarter	14-2	2-0
Opponent leads after 3rd quarter	5-8	1-4
Tied after 3rd	1-0	1-0

USF OFFENSE

SCORING: 17 points or less	0-6	0-3
SCORING: 20 or more points	20-5	3-1
SCORING: 30 or more points	15-2	2-0
SCORING: 40 or more points	8-1	2-0
TOTAL OFFENSE: 400 or more yards	17-4	2-0
TOTAL OFFENSE: 500 or more yards	11-1	1-0
TOTAL OFFENSE: 300 yards or less	1-4	0-3
RUSHING: 200 or more yards	17-1	3-0
RUSHING: 300 or more yards	8-0	1-0
RUSHING ATT: 40 or more	17-4	3-0
PASSING: 200 or more yards	11-6	1-1
PASSING: 300 or more yards	4-3	0-0
PASSING ATT: 25 or more	13-10	1-4
1st DOWNS: at least 20	16-5	1-1
3rd DOWNS: convert 40% or more	12-2	3-0
TURNOVERS: two or less	18-8	3-3

USF DEFENSE

SCORING: allow 15 points or less	4-1	0-1
SCORING: allow 20 points or less	9-0	1-0
SCORING: allow 21 points or more	11-10	2-3
TOTAL OFFENSE: 300 yards or less	7-1	1-1
RUSHING: allow 150 yards or less	11-1	2-0
RUSHING: allow 100 yards or less	7-1	2-0
PASSING: allow 150 yards or less	6-3	0-1
PASSING: allow 100 yards or less	3-3	0-2
1st DOWNS: allow 15 or less	3-0	0-0
3rd DOWNS: convert 33% or less	11-3	1-0
TURNOVERS: two or more	11-6	1-3

TEAM COMPARISON

RUSHING YARDS: USF has more	17-1	3-0
PASSING YARDS: USF has more	10-6	0-2
TOTAL YARDS: USF has more	17-4	2-1
TURNOVERS: USF has fewer	10-3	1-1
TIME OF POSSESSION: advantage	6-3	0-0
1ST DOWNS: USF has more	13-2	1-0
PENALTIES: USF has fewer	6-1	1-0
SPECIAL TEAMS SCORE: USF scores TD	3-0	1-0

USF INDIVIDUALS

RUSHING: 100-yard rusher	14-3	2-0
PASSING: 200-yard passer	10-4	1-0
RECEIVING: 100-yard receiver	7-2	1-0
RUSH/PASS: 100-yard rusher/200-yard passer	6-2	0-0

USF LARGEST CROWDS

1. 99,235	at Penn State	Sept. 3, 2005	L, 23-13
2. 90,612	at Florida	Sept. 12, 2010	L, 38-14
3. 83,524	at Florida State	Sept. 26, 2009	W, 17-7
4. 82,617	at Auburn	Sept. 8, 2007	W, 26-23 OT
5. 80,795	at Notre Dame	Sept. 3, 2011	W, 23-20
6. 78,900	at South Carolina	Sept. 18, 2004	L, 34-3
7. 78,111	at Wisconsin	Sept. 27, 2014	L, 27-10
8. 76,780	at Alabama	Aug. 30, 2003	L, 40-17
9. 74,432	at Oklahoma	Sept. 28, 2002	L, 31-14
10. 72,811	at Florida State	Sept. 12, 2015	L, 14-34
11. 70,401	at Michigan St.	Sept. 7, 2013	L, 21-6
12. 69,383	vs. Florida State	Sept. 29, 2012	L, 30-17
13. 67,012	vs. West Virginia	Sept. 28, 2007	W, 21-13
14. 66,469	vs. Miami	Nov. 28, 2009	L, 31-10
15. 65,948	vs. UCF	Oct. 13, 2007	W, 64-12

BOLD = HOME

USF FOOTBALL CENTER FUND RAISING OVER \$21 MILLION

On Nov. 9, 2017, USF unveiled plans for a 160,000-square foot USF Football Center to be located on campus adjacent to the Lee Roy Selmon Athletics Center. The USF Football Center, a donor-driven project, will expand upon the Morsani Football Practice Complex and feature an indoor practice facility housing a 100-yard turf field and a more than 80,000-square foot state-of-the-art home for the entire football program.

USF received a \$5 million gift toward the facility from Pam & Les Muma on Nov. 11, 2017 and had \$2 million in gifts announced during 2019 homecoming to bring total funds raised to more than \$21 million toward the facility to date.

Among the highlights in the initial plans by the global design firm HOK:

- A stunning entry lobby and multi-purpose space for recruiting
- Indoor practice facility with a 100-yard turf field
- Football strength and conditioning center
- Nearly 10,000-square foot football locker room
- Players' lounge and adjacent social patio
- Team auditorium with tiered seating
- Sports medicine and rehabilitation facility
- Nutrition center
- Team and position meeting spaces, coaches and staff offices
- Equipment room, video operations, laundry and other support operations



IT'S MILLER TIME!

Walk-on slot receiver **Bryce Miller** has emerged as a very effective and reliable target in the Bulls offense after impressing coaches during fall camp and a redshirt season in 2018 after transferring from NAIA Southeastern University in Lakeland.

■ Miller's 14 catches lead the team and his 161 yards stand second.

■ Miller had touchdown catches in back-to-back games vs. SMU and at UConn and has three total TD catches on the year.

■ Miller started at UConn and has posted catches in six of the Bulls' seven games. He had a career-best three catches for 57 yards and a touchdown at SMU.

■ Miller, an all-state wide receiver at East Lake HS in the Bay area, is noted for his precise route running and work ethic.

FRESHMAN MCCLOUD IMPRESSIVE IN STARTING QB DEBUT

A redshirt freshman and Tampa native, **Jordan McCloud** became the 17th starting quarterback in program history, third from local Hillsborough County, and the 10th to win in their debut, first from Hillsborough, when he led the Bulls to a 55-16 victory over SC State on Sept. 14. The 39-point win was USF's largest since a 44-3 victory at UCF in 2015 and the fourth largest margin of victory in a first career start, largest since Brian Fisher led the Bulls to a 55-7 victory over Charleston Southern in 2003.

■ McCloud accounted for five touchdowns (three passing, two rushing) in the second-best scoring debut by a USF freshman. QB Marquel Blackwell accounted for six touchdowns (three rushing, three passing) against Southern Utah in 2001.

■ McCloud accounted for 273 yards (217 passing) and accounted for 5 TD, the most by a USF QB in a debut (bettering Blake Barnett's four). The Bulls did not turn the ball over.

■ McCloud is second on the team with 144 yards rushing and leads the team with three TD on the ground.

■ McCloud gained a reputation as "unflappable" during a high school career that saw him play running back and defensive back before moving to quarterback as a junior. He started his senior year and led Plant HS to a 12-2 record and the state semifinals.

■ At Georgia Tech, McCloud took the field with 1:16 left in the third quarter and on his third play from scrimmage hit Johnny Ford with a 20-yard TD pass to cut the Tech lead to 14-10. On his very next pass on the Bulls' next possession, McCloud hit Mitch Wilcox for a 54-yard gain to the Tech 1-yard line. He finished 4-of-5 for 90 yards and a touchdown while running for 12 yards.

DEFENSE SHOWS IMPROVEMENT; AMONG NATIONAL LEADERS

In it's third season under the direction of assistant head coach/defensive coordinator Brian Jean-Mary and with three new position coaches (Steve Ellis, defensive backs; Bryan Hill, safeties and Paul Spicer, defensive line) and coaching position switch (Sean Cronin to outside linebackers), the USF defense has shown improvement in yards allowed, scoring and takeaways.

■ USF is 2nd nationally with 18 turnovers gained, including a program record eight vs. SC State. The Bulls were 44th with 21 during the 2018 season. Ten players have a takeaway on the year, led by CB KJ Sails with three.

■ After Week 7, Sport Source Analytics ranked USF's defense No. 3 nationally in "Defensive Mayhem", posting a TFL, sack, INT or fumble on 16.8 percent of plays. That ranked behind only Ohio State (19.4%) and Wisconsin (17.4%).

■ Eight players had a takeaway vs. SC State, including five with a program record five fumble recoveries.

■ After posting 11 TFL vs. Wisconsin, 13 at Georgia Tech & 13 vs. BYU, USF is third in the nation, averaging 9.1 TFL per game. USF ranked 33rd last year with 6.8 per game.

■ USF has four games with 10+ TFL on the year.

■ 21 Bulls have posted a TFL on the year, led by 8.5 from LB Dwayne Boyles.

■ USF ranks 66th giving up 393 ypg after standing 104th giving up 446.6 last year, despite facing the nation's No. 2 ranked rusher in Jonathan Taylor, who ran for 135 yards vs. USF and later 203 vs. Michigan.

■ The Bulls have held three teams to less than 300 total yards (Georgia Tech, SC State & UConn).

■ The Bulls gave up just 257 yards to Georgia Tech, an improvement of 345 yards over the 602 the Yellow Jackets gained in Tampa last season. The Bulls D shut out Tech in the second half while limiting them to 116 yards. Tech posted 14 points and 294 total yards vs. defending national champion Clemson on the road in Week 1.

■ USF gave up 433 yards to No. 17 Wisconsin in game 1. The Badgers, picked by many as a contender for a Big Ten title and the College Football Playoff, put up 599 yards the following week vs Central Michigan and 487 vs. No. 11 Michigan.

WIND IN HIS SAILS

North Carolina transfer cornerback KJ Sails was granted immediate eligibility to play by the NCAA just days prior to the start of the 2019 season. His infectious spirit and excellent play has made an immediate impact.

■ Sails collected a turnover in each of his first three games as a Bull and owns four on the season with two

interceptions and two fumble recoveries on the year.

■ Sails leads USF with 7 passes defended while establishing himself as a lockdown corner that has been targeted infrequently.

■ Sails, a Tampa native that attended East Bay HS, moved back to the Bay area to be closer to his 2-year old son, King, following the sudden deaths of his great-grandmother, Loretta Hardy (who played a large role in raising him), close friend, Takiya Fullwood (whose family he stayed with during high school), just days apart. Takiya was the sister of former Bulls' standout safety Tajee Fullwood and like a sister to KJ. An 18-year old biology student at FAU with plans to go on to dental school, Takiya was shot and killed at a Tampa house party in February of 2019.

■ Sails has said he is cherishing every day and his goal is to play with a spirit that represents his great-grandmother and sister figure. He has been a very vocal, energetic and positive presence on the Bulls roster since his arrival.

MACON NOISE!

Graduate transfer linebacker Patrick Macon (6-3, 245) added terrific size and athleticism to what was a thin unit for the Bulls in 2018. He had a stellar debut at USF.

■ Macon currently ranks 6th in the AAC tackles (7.9 tpg).

■ Macon has led the team in tackles in three games, including two double-digit outings and the top two tackle totals (15 & 13) for the Bulls on the year.

■ Macon led USF with 13 tackles at Navy.

■ Playing in his first game in two seasons and first-ever FBS game, Macon led USF with 15 tackles (10 solo), 4 TFL, 1 FF and one sack vs. Wisconsin (8/30). He recorded the most tackles for a Bull in seven seasons (18, DeDe Lattimore, vs. Rutgers, 2013) and most TFL since 2017 (4, Deadrin Senat vs. Houston, 2017).

■ At Georgia Tech, he posted five stops, a TFL and tipped a pass that was intercepted on the Tech 25 to set up a touchdown.

■ Macon was the 2016 NJCAA Defensive Player of the Year after posting 122 tackles, 27.5 TFL, 9 sacks, nine forced fumbles, two fumble recoveries and interception and seven pass breakups in leading Fort Scott CC to an 11-1 record and appearance in the NJCAA title game.

LINE SHIFT

USF returned all five starters on the offensive line from the Gasparilla Bowl, but during fall camp adjusted that lineup by switching senior William Atterbury from right guard to left tackle and sophomore Donovan Jennings from left tackle to right guard.

■ Following offensive struggles in the first two games, coaches switched Atterbury and Jennings back to "their

more natural positions." With Atterbury back at right guard and Jennings at left tackle, the Bulls put up 55 points and 459 yards vs. SC State, logged 503 yards and 313 yards rushing in a win at UConn, and posted 243 rushing yards in a win vs. BYU.

■ Atterbury has now logged 30 straight starts, 28 of those at right guard next to right tackle Marcus Norman, who has logged 41 straight starts. The pair are the best of friends off the field and the senior leaders combine to bring 75 starts of experience to an offensive line completed by sophomores Jennings (LT), Brad Cecil (C) and Demetris Harris (G).

46,704 TURNOUT FOR 2019 OPENER

USF had an electric crowd of 46,704 for its 2019 season opener vs. No. 17 Wisconsin, which included 10,001 tickets distributed to USF students. The crowd nearly reached a lower bowl sellout of 48,007.

BULLS WILL PLAY ANYONE

USF has built a strong nonconference schedule and an opportunity to put its talent on display in the coming years as head coach Charlie Strong is willing to play anyone who will schedule the Bulls.

■ USF's 17 scheduled nonconference games vs. Power 6 opponents over the next 10 seasons, 14 of those added since January 2018, are tied for the most among American Athletic Conference teams.

■ Six of those opponents can claim a national championship, including 17 for Alabama, and the Bulls will be facing programs during that span that claim a total of 34 national championships.

■ Alabama is the Bulls' sixth future nonconference opponent in the next 10 seasons to rank among the top 25 all-time in Associated Press Top 25 Poll appearances.

■ USF has added nonconference series vs. Alabama (2023, 2024, 2026) Florida (2021, 2022, 2025), Miami (2025, 2027, 2028), (Louisville (2022, 2024, 2026), and NC State (2021, 2024) under Strong.

■ Future nonconference opponents through 2027 also include Texas (2020) Wisconsin (2019), BYU (2019 & 2021) and Boise State (2025, 2027).

■ The Bulls defeated Georgia Tech (49-38) in Tampa and Illinois (25-19) in Chicago in 2018. Illinois marked USF's fourth Big Ten road game in the last six seasons.

■ USF REGULAR SEASON OPPONENTS SINCE 2013: Florida State (2X), Michigan State, Miami, Fla., Maryland (2X), NC State, Syracuse (2X), Georgia Tech, Illinois (2X).



A PREEMINENT UNIVERSITY

USF was designated a "Preeminent State Research University" by the Florida board of governors in 2018, placing it in elite company with the University of Florida and Florida State University as the only three state universities to earn the designation.

■ The USF System's total enrollment surpassed 50,000 students for the first time in the fall of 2017, now with 50,577 students currently enrolled across the three separately accredited institutions: USF Tampa, USF St. Petersburg and USF Sarasota-Manatee. Serving 43,542 undergraduate and graduate students USF Tampa has seen a rise in the average high school GPA of the 2017-18 first time in college (FTIC) class, from 4.08 to 4.12 this year.

■ INNOVATIVE: USF is the nation's fifth leading public university in generating new United States utility patents and ranks 12th among universities worldwide.

■ USF is home to students from all 67 Florida counties, all 50 states and more than 145 countries, the USF System continues to admit a very diverse student body.



THE USF FOOTBALL PROGRAM

- The Bulls have had four head coaches in 23 seasons.
- USF was ranked for a program record 20 straight weeks during the 2016 & 2017 seasons.
- The Bulls reached as high as the No. 2 ranking in 2007.
- USF has played in 10 bowl games and won six.
- USF has claimed victories in Tampa over Louisville, West Virginia, Georgia Tech, Pittsburgh, Kansas and North Carolina among others.
- USF has claimed road or neutral site wins over Florida State, Auburn, Clemson, Notre Dame, Miami, Louisville, NC State, West Virginia and TCU among others.
- USF has had 30 first-team All-Conference selections, including 1 Offensive Player of the Year, 1 Defensive Player of the Year, 2 Special Teams Players of the Year and 1 Rookie of the Year.
- USF has had five players selected a first-team All-American a total of six times.
- 11 USF players have been part of a Super Bowl team, eight part of the winning team.
- Two former Bulls (Jason Pierre-Paul and Mike Jenkins) have reached the NFL Pro Bowl.



RAYMOND JAMES STADIUM: HOME OF BULLS & BUCS

TOP USF SEASON AVERAGE ATTENDANCE

RANK	AVERAGE	YEAR	GAMES	ATTENDANCE
1.	53,170	2007	6	319,019
2.	52,553	2009	6	315,319

TOP USF GAME CROWDS

RANK	ATTENDANCE	OPPONENT	DATE	WINNER	SCORE
1.	69,383	Florida St.	9/29/2012	FSU	L, 30-17
2.	67,012	West Virginia	9/28/2007	USF	W, 21-13
3.	66,469	Miami	11/28/2009	UM	L, 31-10
4.	65,948	UCF	10/13/2007	USF	W, 64-12
5.	63,976	Cincinnati	10/15/2009	UC	L, 34-17

- USF is one of the few college programs that play in an NFL Stadium, opened on Sept. 20, 1998.
- Raymond James Stadium is home to the NFL's Tampa Bay Buccaneers and has hosted two Super Bowls (Super Bowl XXXV in 2001 between the Ravens and Giants and Super Bowl XLIII in 2009 between the Steelers and Cardinals) as well as the 2017 CFP National Championship Game. The stadium will host the 2021 Super Bowl.



WELCOME TO THE SUNCOAST NOTING TAMPA & THE BAY AREA

- The greater Tampa Bay area has a population of more than 4 million and is one of the fastest growing areas in the country. It is the 12th largest TV market in the United States.
- Tampa ranks as fifth-most popular American city according to a Pew Research Center study.
- Tampa ranked as the 5th best outdoor city by Forbes. The area's average highs range 70 to 90 °F year round, and lows 52 to 76 °F.
- Nicknames: Cigar City & The Big Guava
- Tampa is near 18 beaches. In 2018, Trip Advisor rated Clearwater Beach No. 1 in the U.S. followed by Siesta Key (No. 2) and St. Petersburg Beach (No. 7).

SEASON HONORS NATIONAL AWARD WATCH LISTS

UNITAS AWARD: Blake Barnett, Sr., QB

GROZA AWARD: Coby Weiss, Jr., K

THORPE AWARD: Mike Hampton, Jr., DB

MACKEY AWARD: Mitchell Wilcox, Sr., TE

OUTLAND TROPHY: Marcus Norman, Sr., T

WILLIAM V. CAMPBELL TROPHY: Kirk Livingstone, Sr., DE

RAY GUY AWARD: Trent Schneider, Jr., P

NATIONAL HONORS

TBD: --

AMERICAN CONFERENCE

PLAYER OF THE WEEK

Week 1: TBD

HONOR ROLL

Week 3: Jordan McCloud, QB

Week 6: Dwayne Boyles, LB

Week 6: Jordan Cronkrite, RB

USF PLAYERS OF THE GAME

VS SC STATE 9.14.19

DEFENSE: KJ Sails, 1 FR, 3 BrUP, 2 tackles

OFFENSE: Jordan McCloud, 273 total yards & 5 TD

SPECIAL TEAMS: Trent Schneider, 44 ypp, 3 inside the 20

AT UCONN 10.5.19

DEFENSE: Dwayne Boyles, 8 tackles, 3.0 TFL, 1 sack

OFFENSE: Jordan Cronkrite, 148 yards, 7.4 ypc

SPECIAL TEAMS: Bentlee Sanders, 92 return yards, 67 long

VS BYU 10.12.19

DEFENSE: Kirk Livingstone, 5 tackles, 1 sack

OFFENSE: Jordan Cronkrite, 158 yards, & Offensive Line

SPECIAL TEAMS: Trent Schneider, 52.8 ypp



USF ANNOUNCES HORNS UP RALLIES

With an emphasis on connecting USF Athletics to the Bay area community, Vice President of Athletics Michael Kelly announced the first-ever Horns Up Rallies, a series of USF fan gatherings taking place at locations around the Bay Area prior to Bulls' home football games in 2019. Each Horns Up Rally will run from 5-8 p.m. The free events will feature appearances from Rocky the Bull and the USF Spirit Squads, the Herd of Thunder Marching Band, DJ'd music, signature drinks, interactive games for all ages, a Kids Zone and Photo Zone, merchandise tents, promotional giveaways, hype videos and appearances from Kelly and other Athletics and University luminaries.

Horns Up Rally No. 1 – Thursday, Aug. 29

Sparkman Wharf (615 Channelside Drive)

Horns Up Rally No. 2 – Friday, Sept. 13

– Pier 60 (160S S Gulfview Blvd)

Horns Up Rally No. 3 – Friday, Sept. 27

– Irish 31 (1611 W Swann)

Horns Up Rally No. 4 – Friday, Oct. 11

– USF Campus – North Tampa

Horns Up Rally No. 5 – Wednesday, Nov. 6

– Ulele Restaurant (1810 N. Highland Ave.)

Horns Up Rally No. 6 – Friday, Nov. 15

– Ybor City, 7th Avenue

Horns Up Rally No. 7 – Friday, Nov. 22

– Park & Rec (100 4th St.)

STRONG ADDS FIVE NEW COACHES

Entering the 2019, head coach Charlie Strong has added five new coaches to the Bulls' staff, headlined by the addition of new offensive coordinator/quarterbacks coach Kerwin Bell.

■ The Bulls added two new coaches on the offensive side of the ball. Offensive coordinator **Kerwin Bell** brought with him offensive line coach **Jeremy Darveau** from Valdosta State, where they won the Division II National Championship with the nation's top scoring offense (52.0 ppg) in 2018. The pair worked together for three seasons at Valdosta before coming to USF. Darveau is the sixth offensive line coach in the last seven seasons for the Bulls. Bell also brought along his son, Kade, and Andrew Robustelli from the Valdosta staff. They will serve as offensive analysts at USF.

■ On the defensive side of the ball, defensive coordinator **Brian Jean-Mary** leads the unit for the third season. He is joined by new coaches **Paul Spicer** (defensive line, previously with the Tampa Bay Buccaneers), **Steve Ellis** (defensive backs, previously at Middle Tennessee State) and **Bryan Hill** (safeties, previously a USF analyst).

BULLS BEEF UP

Charlie Strong made it an emphasis at the end of the 2018 season, the Bulls had to get bigger and stronger, particularly along the lines.

"We've put up big numbers" Strong said during fall camp as he was pleased with the transformation.

■ Some notable gainers for the Bulls:

Defensive tackles Kelvin Pinkney (305, +17), Kevin Kegler (294, +10) and Blake Green (287, +20).

Linebackers Dwayne Boyles (227, +20) & Antonio Grier (222, +12)

Defensive end Kirk Livingstone (275, +12)

Safety Mekhi LaPointe (220, +10)

Offensive lineman Brad Cecil (307, +17)

Quarterback Blake Barnett (225, +10)

STRENGTH NUMBERS UP

The Bulls' final fall max testing revealed some impressive numbers and nice gains for several Bulls.

■ **Top 225 Bench Press reps:**

O-Line (NFL Combine average, 23.6): USF: G Demetris Harris (26, squats 500), T Jarrett Hopple (26), T William Atterbury (25), T Marcus Norman (25, +7 from 2018), G Donovan Jennings (24).

Wide Receivers (NFL Combine average 15): USF Randall St. Felix (17, also squats 490).

Defensive Ends: Darius Slade (25, would have ranked third among DE in 2019 NFL Combine)

Defensive Backs (NFL Combine average 13): Brock Nichols (21, would have ranked third among safeties at 2018 Combine), Mekhi LaPoint (17, +10 over 2018), Mike Hampton (15, +10 over 2018), Devin Studstill (15).

2018 TEAM LEANED ON FRESHMEN & FIRST-YEAR STARTERS

■ The Bulls' top four rushers were all first-year players for USF, two were freshmen and the other two were transfers.

■ First-year starters led the team in rushing, passing, total offense, scoring, all-purpose yards, kick returns punting, field goals, interceptions, tackles for loss, sacks, forced fumbles, fumble recoveries and pass break-ups.

■ RS freshman Randall St. Felix led the team in receiving yards; RS freshman Nick Roberts led the team in interceptions; true freshman Johnny Ford was second in rushing; RS freshman Demetris Harris joined true freshmen Brad Cecil and Donovan Jennings on the starting offensive line.

■ USF's starting lineup in the second half of the season featured the following:

14 - First year starters (7 on offense; 7 on defense)

- including 4 true or redshirt freshmen starters
- 8 - Starters that were sophomores or younger (4 off; 4 def)
- 7 - Senior starters (2 off; 5 def)
- 2 - First year, sophomore starters at punter & kicker

2018 IMPACT FRESHMEN BRING EXPERIENCE INTO SOPHOMORE SEASON

The Bulls' have recruited strong under Charlie Strong and young talent shined in 2018 with several true and redshirt freshmen figuring into prominent roles.

■ Freshman **Johnny Ford** was the Bulls' second leading rusher with 787 yards and 8 TD. He ran for 164 yards and 3 TD vs. UConn, 106 yards and 2 TD at Houston and 77 yards and 2 TD at UMass. His 6.8 ypc led the team.

■ Redshirt freshman WR **Randall St. Felix** led the team with 679 receiving yards, **the best freshman season in program history**. He posted **four 100-yard receiving games**, including the best debut by a wide receiver in program history - seven receptions for 143 yards and a touchdown vs. Elon.

■ Redshirt freshman S **Nick Roberts** was fourth on the team with **72 tackles** and led the team with **three interceptions**.

■ Freshman LB **Dwayne Boyles** made his second start at WLB vs. Tulane and led the team with 10 tackles.

■ Redshirt freshman S **Mekhi LaPointe** started four games. He led USF with 11 tackles vs. UConn, 9 tackles and 2.0 TFL at Tulsa and had an INT at Houston.

■ Freshman **Tyrone Barber** made his first career start vs. ECU and had two sacks on the year.

■ Freshman **Donovan Jennings** made his first career start at left tackle at UMass and helped lead USF to 365 yards rushing. He started four games at left tackle.

■ Freshman **Brad Cecil** made his first career start at center vs. UConn and helped lead USF to 611 yards and 346 yards rushing. He had seven starts on the year.

■ Redshirt freshman OG **Demetris Harris** started all but two games at guard.

■ Redshirt freshman S **Bentlee Sanders** posted 10 tackles and 0.5 TFL in his first career start vs. Elon. He led USF with 455 kickoff return yards (26.8 ypr), had a 62-yarder at Cincinnati and 182 all-purpose yards at Houston.

■ Freshman **Vincent Davis** forced two fumbles on kickoffs at UMass and returned one 12 yards for a touchdown. He started three games at nickel.

■ Freshman WR **Terrence Horne** scored three touchdowns in the win vs. Georgia Tech, tying an NCAA record with two kickoff returns for TDs (98 & 97 yards) and had a three-yard TD catch. He was named the American Conference Special Teams Player of the Week after his 3 TD day and USF and conference record 264 kickoff return yards vs. Georgia Tech.

OFFENSE NOTES

BARNETT OUT FOR SEASON AFTER ANKLE SURGERY ON OCT. 18

Senior quarterback Blake Barnett returned for his senior campaign after posting 2,710 passing yards in 2018 and ranking 27th nationally passing for 245.9 ypg.

■ After starting the Bulls first two games of 2019, in which the offense struggled vs. Wisconsin and at Georgia Tech, Barnett was replaced by Jordan McCloud as the starter.

■ Barnett returned late in the Bulls loss to SMU and led three touchdown drives while throwing 222 yards and three touchdowns. He was pulled down from behind in the final minute of that game an reinjured his left ankle, which he had struggled with injuring in 2018.

■ On Oct. 18, Barnett underwent surgery to repair tendons in the ankle and will miss the remainder of the season.

■ Barnett entered 2019 set for a strong season after raising his weight to 225 pounds, up nearly 20 pounds from his final playing weight at the end of 2018. He added a personal nutritionist in the offseason and did work in the weight room, raising his bench press to 275, up 30 pounds.

■ Barnett was thriving under new offensive coordinator Kerwin Bell during spring and fall practice. Bell represents the sixth offensive coordinator Barnett has played for in college.
Lane Kiffin – Alabama
Billy Napier – Arizona State
Rob Likens – Arizona State
Sterlin Gilbert – USF
Justin Burke – USF (Gasparilla Bowl)
Kerwin Bell - USF

■ Barnett was on pace to set a USF passing record and post the first 3,000-yard passing season in program history, but missed two of the final four games with injuries. The season passing mark is currently held by Quinton Flowers (2017) and Matt Grothe (2008) at 2,911 yards.

■ Barnett posted three 300-yard passing games in 2018, one shy of the USF season record of four set by Quinton Flowers in 2017.

■ Barnett passed for 200-plus yards in 9-of-11 games he played in in 2018, just shy of the USF record for 200-yard passing games set by Marquel Blackwell with 10 in 2001.

■ Barnett led three double-digit 4th quarter comebacks in 2018 for the Bulls in victories over Georgia Tech (-10), at Illinois (-12) and at Tulsa (-14).

■ Barnett passed for 411 yards vs. Illinois, the second-best total in USF history.

■ Barnett joined the Bulls in the summer of 2018 and won the QB the competition in fall camp.

■ A consensus five-star prospect and MVP of the 2014 Elite 11 Quarterback Competition, he had seen action in seven collegiate games prior to USF, completing 14-of-24 passes for 259 yards at previous stops at Alabama and ASU.

DEFENSE NOTES

REAVES RETURNS TO DEFENSIVE END, EARNED SCHOLARSHIP IN 2017

Senior defensive end Greg Reaves, a Bay Area native from Manatee HS in Bradenton, walked onto the team in 2015. He promptly earned the team's "Scout Team Award" on defense that season and then got on the field in 2016 making seven tackles on special teams. He was granted a scholarship prior to the start of the 2017 season.

■ He posted a season-high 12 tackles at Navy on Oct. 19.

■ Reaves has excelled in his return to defensive end in 2019. He ranks second on the team with 36 tackles, first with 3.0 sacks and fourth with 5.5 TFL.

■ He moved to middle linebacker the last seven games of 2018 with Nico Sawtelle sidelined with injury, but returned to his defensive end position in the spring.

■ Posted a career-best 89 tackles in 2018 to rank second on the team.

■ The former three-sport HS athlete (football, basketball, track) earned a starting job at defensive end during 2017 fall camp and was awarded a scholarship by Charlie Strong during the last week of camp.

■ In 2017, he led the team in TFL (14.0), 6th in tackles (51) and third in sacks (4.0) while starting all 12 games.

■ Reaves previously attended Air Force Academy Prep School following his Manatee High graduation in 2014. He played safety and middle linebacker in high school.

SPECIAL TEAMS NOTES

AUSSIE STEPS UP AT PUNTER

Second-year Bulls punter Trent Schneider has been tagged with the nickname "Aussie" by coach Charlie Strong for obvious reasons.

■ Schneider earned **conference honor roll** recognition after a huge day vs. ECU in 2018. He punted nine times for a 49.2 yard average in the game. Schneider also hit a 72-yard punt, which tied for the longest in school history.

■ The 29-year-old Schneider hails from Sydney, Australia, 9,264 miles and a 16-hour flight from Tampa. He worked in the construction business for eight years following completion of senior secondary school. He did work in brick laying,

tiling, framing, deck building and renovations and had his own company.

■ Schneider, a former soccer goalkeeper with a strong leg, launching the ball from his own goal box, posted a video on Facebook that spurred interest from colleges.

■ Schneider's parents and two sisters reside in Australia.

■ He earned CCCAA All-State Region 4 honors, averaging 38.6 ypp at Santa Barbara City College.

■ He handles punting and kickoff duties for the Bulls.

■ Charlie Strong has had previous experience with Australian kickers recruiting Michael Dickson, also from Sydney, to Texas. The current Seattle Seahawks punter earned the Ray Guy Award and All-America honors at Texas.

HORNE TIES NCAA RECORD; LOST FOR 2018 SEASON WITH ACL INJURY; SPORTING NEWS MIDSEASON ALL-AMERICA

USF freshman WR Terrence Horne was named **Sporting News Midseason All-American** on Oct. 15, 2018.

Horne tied an NCAA record (held by 24 others) and set a new American Conference record with two kickoff returns for touchdowns against Georgia Tech (9.8), part of three TDs he scored in the game.

■ Horne tore the ACL in his right knee during practice prior to the Sept. 22, 2018 game at ECU and missed the rest of the season.

■ After months of rehab and a strong fall camp, Horne returned to kickoff return duties on Sept. 7, 2019 at Georgia Tech, where he returned one kickoff for 21 yards.

■ in 2018, Horne matched the USF season and career records of two kickoff returns for touchdowns set by Lindsey Lamar (two in 2010).

■ Horne set a new USF and American Conference game record for kickoff return yardage with 264 yards against Georgia Tech (2018), breaking the mark set by Mike Jenkins in 2007 with 192 against Cincinnati. The 264 yards are the most by an FBS player this season.

■ Horne's 98-yard kickoff return for a TD against Georgia Tech as the third-longest in program history. He followed that with a 97-yard kickoff return for a TD, which tied for the fourth-longest kickoff return in program history.

■ Horne was the only player in the NCAA in 2018 with two kickoff returns for touchdowns. He led the nation with an average of 47.0 yards per kickoff return prior to his injury.

■ Before coming to USF, Horne won the Class 4A state 100-meter title for Miramar (Fla.) High School.

KEY INDICATORS OF SUCCESS

Since the 2013 season, USF has won with overwhelming consistency when reaching the numbers below, with their corresponding win-loss total in the last 5 seasons.

■ **OFFENSE:** 30+ Points: 34-5; 400+ Yards: 45-7; 20+ First Downs: 41-7; More 1st Downs than Opp.: 31-4; More Rushing Yards Than Opp.: 49-7; More Total Yards Than Opp.: 41-6; Have a 100-yard Rusher: 43-11.

■ **SCORE:** Leading After 1st QT: 37-7; at Half: 45-7

■ **DEFENSE:** Allowing 20 pts or Less: 21-4;

Allowing 150 Yards Rushing or Less: 28-11;

RECORDS WATCH

CAREER RECEIVING YARDS

RANK	NAME	YARDS	YEAR
1.	Andre Davis	2,136 (153)	2011-14
2.	Rodney Adams	1,967 (135)	2014-16
3.	Tyre McCants	1,856 (127)	2015-18
4.	Carlton Mitchell	1,648 (105)	2007-09
5.	Dontavia Bogan	1,534 (107)	2007-10
6.	Hugh Smith	1,523 (131)	1999-2002
7.	Huey Whittaker	1,447 (117)	2001-03
8.	Taurus Johnson	1,434 (112)	2005-08
9.	Charlie Jackson	1,373 (104)	1997-2000
10.	DeAndrew Rubin	1,306 (91)	1999-2002
11.	Marquez Valdes-Scantling	1,294 (75)	2016-17
12.	Jessie Hester	1,226 (107)	2005, 2007-09
13.	Mitchell Wilcox	1,217 (85)	2016-present

CAREER RECEIVING TD

RANK	NAME	TOUCHDOWNS	YEAR
1.	Andre Davis	17	2011-14
2.	Tyre McCants	16	2015-18
	Rodney Adams	16	2014-16
4.	DeAndrew Rubin	14	1999-2002
5.	D'Ernest Johnson	12	2014-17
	Dontavia Bogan	12	2007-10
	Taurus Johnson	12	2005-08
8.	Marquez Valdes-Scantling	11	2016-17
9.	Mitchell Wilcox	10	2016-present
	Hugh Smith	10	1999-2002
	RJ Anderson	10	1998-99

CAREER RECEPTIONS

RANK	NAME	RECEPTIONS	YEAR
1.	Andre Davis	153 (2,136)	2011-14
2.	Rodney Adams	135 (1,967)	2014-16
3.	Hugh Smith	131 (1,523)	1999-2002
4.	Tyre McCants	127 (1,856)	2015-18
5.	Huey Whittaker	117 (1,447)	2001-03
6.	Taurus Johnson	112 (1,434)	2005-08
7.	Dontavia Bogan	107 (1,534)	2007-10
	Jessie Hester	107 (1,226)	2005, 07-09
9.	Carlton Mitchell	105 (1,648)	2007-09
10.	Charlie Jackson	104 (1,373)	1997-2000
	Mitchell Wilcox	85	2016-present

CAREER RUSHING YARDS

RANK	NAME	ATTS	YARDS	YEAR
1.	Quinton Flowers	598	3,672	2014-17
2.	Marlon Mack	586	3,609	2014-2016
3.	Andre Hall	480	2,731	2004-05
4.	Rafael Williams	463	2,253	1997-2000
5.	Matt Grothe	545	2,206	2006-09
6.	B. J. Daniels	526	2,068	2008-12
7.	Darius Tice	371	1,817	2013-17
8.	D'Ernest Johnson	421	1,796	2014-17
9.	Demetris Murray	425	1,787	2009-12
10.	Moise Plancher	388	1,739	2006-10
	Jordan Cronkrite		1,580	2018-pres

CAREER TACKLES FOR LOSS

RANK	NAME	TFL	YEAR
1.	George Selvie	69.5 (-303)	2006-09
2.	Stephen Nicholas	53.5 (-217)	2002-06
3.	Greg Walls	48 (-130)	1999-2002
4.	Terrence Royal	47.5 (-190)	2002-05
5.	Ben Moffitt	40.5 (-111)	2004-07
6.	Maurice Jones	40 (-124)	2000-03
7.	Shawn Hay	38 (-160)	1997-2000
8.	Kawika Mitchell	37 (-118)	1999-2002
9.	Elkino Watson	32.5 (102)	2011-14
	DeDe Lattimore	32.5 (-168)	2010-13

Kirk Livingstone 28.0 2016-pres

40 FOR GLORY

■ USF has eclipsed 40 points 23 times since 2015 and is 61-1 all-time when scoring 40+ points, including 22-1 since 2015, the loss coming 49-42 at No. 13 UCF in 2017.



THE HERD

In 2015, the USF Student Government passed a resolution to officially rename the USF student section The Herd. USF's student section can number more than 12,000, making it among the largest in the nation. Front row fans that arrive early and paint their bodies green and gold are known as **The Beef Studs**.

BULLS IN THE POLLS - WEEKS IN TOP 25: 49; TOP 20: 32; TOP 15: 12; TOP 10: 4

2019 WEEK	AP	COACHES	2018 WEEK	AP	COACHES
Preseason	NR	NR	Week 8	NR	NR
Week 1	NR	NR	Week 9	NR	NR
Week 2	NR	NR	Week 10	-	-
Week 3	NR	NR	Week 11	-	-
Week 4	NR	NR	Week 12	-	-
Week 5	NR	NR	Week 13	-	-
Week 6	NR	NR	Week 14	-	-
Week 7	NR	NR	Week 15	-	-

FOR THE RECORD:

HOME; ROAD; CONFERENCE; NON-CONFERENCE MARKS

HOME RECORD

■ **OVERALL:** 98-47 (.678) record in home games since the program started in 1997

RAYMOND JAMES STADIUM: 92-44 (.678)

* USF played the 1997 home schedule and the first two games of the '98 season in Tampa Stadium, going 6-3, moving to Raymond James for the Citadel game in '98.

■ **Winning Home Record:** 17 of 22 seasons.

Undefeated Home Record: 3 seasons: 2002, '01 & '00

One loss Home Record: 8 seasons: 2017, '16, '15, '07, '06, '05, 1999 & '98.

Best Home Record: 7-0 in 2001.

■ **Losing home records:** 5 seasons: 2014 (2-5); 2013 (1-5); 2012 (2-4), 2011 (3-4) and 2004 (2-4).

ROAD GAME RECORD

■ **OVERALL:** 52-64 record in true road games

■ **Road winning road records:**

6 seasons: 2017, '16, '10, '07, '03 & '02

Road .500 record: 5 seasons: 2018, '09, '08, '06 & 1998

■ **CONFERENCE ROAD GAMES:** 28-35

American Conference Road Games: 14-12

Most Wins in a season: 4 (2016)

CONFERENCE RECORD

After spending the first six seasons of program history as an independent, USF joined Conference USA in 2003 and moved to the BIG EAST in 2005. Realignment morphed the BIG EAST into The American in 2013.

■ USF is 58-65 in its 17th year as a conference member.

AMERICAN: 28-23 (.549); 7th season;

BIG EAST: 22-34 (.392) eight seasons;

C-USA 8-8 (.500) two seasons.

■ **AAC East Division:** 17 -5 (.761), 5th season

Losses: vs. UCF (2018), at UCF (2017), at Temple (2016 & 18), at Cincy (2018)

■ **Most wins in a season:** 7, 2016.

■ **Conference Openers:** 10-7, 5-2 in The American.

NON-CONFERENCE RECORD

OVERALL: 48-24 (.667) in regular-season, non-conference games in 16th season as a conference member.

■ **AMERICAN:** 15-12, 7th season.

■ **BIG WINS Since 2007:** at Notre Dame (2011), vs. Miami (2010), at Florida State (2009), at N.C. State (2008), vs. No. 10 Kansas (2008), at Auburn (2007) & vs. North Carolina (2007).

■ **BIG EAST (2005-2012):** 30-9 (.769) in regular-season, non-conference matchups in 8 seasons.

■ **C-USA:** 3-3 (.500) record in two seasons.

ASSOCIATED PRESS (Week 8)

RK	TEAM	RECORD	PTS	TREND
1	Alabama (30)	6-0	1503	1
2	LSU (12)	6-0	1449	5
3	Clemson (11)	6-0	1427	2
4	Ohio State (9)	6-0	1404	3
5	Oklahoma	6-0	1333	6
6	Wisconsin	6-0	1245	8
7	Penn State	6-0	1129	10
8	Notre Dame	5-1	1042	9
9	Florida	6-1	1041	7
10	Georgia	5-1	995	3
11	Auburn	5-1	985	12
12	Oregon	5-1	906	13
13	Utah	5-1	729	15
14	Boise State	6-0	716	14
15	Texas	4-2	672	11
16	Michigan	5-1	648	16
17	Arizona State	5-1	524	18
18	Baylor	6-0	470	22
19	SMU	6-0	398	21
20	Minnesota	6-0	330	NR
21	Cincinnati	5-1	308	25
22	Missouri	5-1	233	NR
23	Iowa	4-2	210	17
24	Appalachian State	5-0	148	NR
25	Washington	5-2	107	NR

COACHES POLL (Week 8)

RK	TEAM	RECORD	PTS	TREND
1	Alabama	6-0	1601	
2	Clemson	6-0	1536	
3	LSU	6-0	1455	
4	Ohio State	6-0	1454	
5	Oklahoma	6-0	1414	
6	Wisconsin	6-0	1297	
7	Penn State	6-0	1182	
8	Notre Dame	5-1	1107	
9	Florida	6-1	1057	
10	Georgia	5-1	1049	
11	Auburn	5-1	998	
12	Oregon	5-1	955	
13	Boise State	6-0	795	
14	Utah	5-1	768	
15	Texas	4-2	695	
16	Michigan	5-1	674	
17	Arizona State	5-1	504	
18	Baylor	6-0	501	
19	SMU	6-0	421	
20	Minnesota	6-0	419	
21	Cincinnati	5-1	298	
22	Iowa	4-2	230	
23	Washington	5-2	149	
24	Appalachian State	5-0	140	
25	Temple	5-1	88	

VS. RANKED TEAMS

■ **UNDER STRONG:** 0-4, last, L, to No. 17 Wisconsin (49-0) 2018: 0-2; fell at No. 25 Cincinnati & vs. No. 8 UCF

■ **OVERALL RECORD:** 11-26 all-time vs. FBS ranked teams since joining the FBS in 2000.

15-31 overall vs. ranked foes, including a 4-5 record vs. I-AA (FCS) teams from 1997-2000.

■ **LAST WIN:** W, 52-45 vs. No. 22 Navy on Oct. 28, 2016 in Raymond James Stadium.

■ **AT HOME:** USF is 7-13 at home vs. FBS ranked teams, last posting a win with a 52-45 win vs. No. 22 Navy, Oct. 28, 2016.

■ **ON THE ROAD:** 4-12 on the road vs. FBS ranked, last posting a win with a 23-20 victory at No. 16/18 Notre Dame on Sept. 3, 2011.

Wins vs. ranked teams on the road: W, 24-19 at No. 9 West Virginia (2006); W, 26-23 at No. 17 Auburn (2007); W, 17-7 at No. 18 Florida State (2009); W, 23-20 at No. 16 Notre Dame (2011)

FUTURE NON-CONFERENCE SCHEDULES

2020	2021	2022	2023	2024	2025	2026
Sept. 5 at Texas	Sept. 2 at NC State	Sept. 3 TBD	Sept. 2 at W. Kentucky	Aug. 31 LOUISVILLE	Aug. 30 BOISE STATE	Sept. 5 FAU
Sept. 12 BETHUNE-COOKMAN	Sept. 11 FLORIDA	Sept. 17 at Florida	Sept. 9 TBD	Sept. 7 at Alabma	Sept. 6 at Florida	Sept. 12 at Alabama
Sept. 19 NEVADA	Sept. 18 FLORIDA A&M	Sept. 24 at Louisville	Sept. 16 ALABAMA	Sept. 14 NC STATE	Sept. 13 at Miami	Sept. 19 at Louisville
Sept. 26 at FAU	Sept. 25 at BYU	Oct. 22 UMASS	Sept. 23 FLORIDA A&M	Sept. 21 W. KENTUCKY	Sept. 20 SAN JOSE ST.	Sept. 26 BETHUNE-COOKMAN

HEAD COACH CHARLIE STRONG

3rd Season at USF (20-12)

10th Season Overall (73-49)

Central Arkansas, 1982

1 OF 12

Strong is one of 12 African-American FBS college football head coaches, the only one in The American and one of two in the state of Florida, including former USF head coach Willie Taggart now leading Florida State. Also joining Strong on the list are Dino Babers (Syracuse), Herm Edwards (Arizona State), James Franklin (Penn State), Mike Locksley (Maryland), Derek Mason (Vanderbilt), David Shaw (Stanford), Lovie Smith (Illinois), Kevin Sumlin (Arizona), Mel Tucker (Colorado) and Frank Wilson (UTSA).

STRONG TIES TO FLORIDA

A strong recruiter and one of the best defensive minds in college football, Charlie Strong was named the fourth head coach in USF football program history on Dec. 11, 2016. Strong's appointment at USF returned him to the state of Florida, where he has spent 18 of his 37 seasons as a collegiate coach. A two-time Big East Coach of the Year while at Louisville, Strong was also a vital part of two national championships as defensive coordinator at the University of Florida. He also had head coaching stints at the University of Texas (2014-16) and the University of Louisville (2010-13).

STRONG AT A GLANCE

CAREER

- ▶ Three 10-plus win seasons and seven bowl games in 10 seasons as a head coach.
 - ▶ Led Louisville to four straight bowl games and Big East Championships in 2011 & 2012.
 - ▶ Went 37-15 in four seasons leading Louisville.
 - ▶ Big East Coach of the Year (2010 & 2012).
 - ▶ Led Louisville to a 33-23 victory over No. 4 Florida in the 2013 Sugar Bowl.
 - ▶ Two Louisville teams finished in the top 15 of the final rankings.
 - ▶ Posted two top 10 ranked recruiting classes at Texas.
 - ▶ Defensive coordinator on two national championship teams at Florida (2006 & 2008) under Urban Meyer.
 - ▶ Since 1995, has coached 15 first round NFL Draft picks and 37 players taken in the first four rounds.
 - ▶ At Florida, coached a National Defensive Player of the Year, a Jack Tatum Award winner, two SEC Defensive Freshmen of the Year, two Thorpe Award finalists, two Nagurski Trophy finalists and the 2008 Chevrolet Defensive Player of the Year.
 - ▶ His 2006 Florida defense set a BCS record for fewest yards allowed in the national title game, holding Ohio State to only 82 total yards.
 - ▶ Defensive coordinator in the SEC for 11 seasons.
 - ▶ Served on coaching staffs under Lou Holtz at Notre Dame and South Carolina.
- ### PERSONAL
- ▶ Rises before 5 A.M. to work out six days a week.
 - ▶ Wanted to be a college professor growing up.
 - ▶ His mother, Delois Ramey, was a sharecropper's daughter with eight children.
 - ▶ He was raised with 12 other children in a four-bedroom house in Batesville, Ark.
 - ▶ He didn't have his own bed all to himself until he arrived at Central Arkansas.
 - ▶ He walked on at Central Arkansas (NAIA program) and earned a scholarship in his second year.
 - ▶ Became a two-time first-team All-Arkansas Intercollegiate Conference selection.



STRONG RECORD AS HEAD COACH

SEASON	W	L	PCT.	NOTES
2010 (LOUIS)	7	6	.538	Beef O'Brady's Bowl (W)
2011 (LOUIS)	7	6	.538	Belk Bowl (L)
2012 (LOUIS)	11	2	.846	Sugar Bowl (W)
2013 (LOUIS)	12	1	.923	Russell Athletic Bowl (W)
2014 (TEX)	6	7	.461	Texas Bowl (L)
2015 (TEX)	5	7	.416	top 10 recruit class
2016 (TEX)	5	7	.416	top 10 recruit class
2017 (USF)	10	2	.833	Birmingham Bowl (W)
2018 (USF)	7	6	.538	Gasparilla Bowl (L)
2019 (USF)	3	4		
TOTALS	73	49	.598	8 Bowl games (4-4)

STRONG FILE

EDUCATION

- B.S. in education, Central Arkansas (1982)

FOOTBALL COACHING EXPERIENCE

- 2017-present: Head Coach, USF
- 2014-16: Head Coach, Texas
- 2010-13: Head Coach, Louisville
- 2008-09: Assoc. Head Coach/Def. Coord., Florida
- 2005-07: Asst. Head Coach/Def. Coord., Florida
- 2004: Interim Head Coach/Def. Coord., Florida
- 2003: Def. Coordinator/Def. Ends, Florida
- 1999-2002: Def. Coordinator, South Carolina
- 1995-98: Defensive Line, Notre Dame
- 1994: Assoc. Head Coach/Def. Tackles, Florida
- 1991-93: Defensive Ends, Florida
- 1990: Wide Receivers, Mississippi
- 1988-89: Outside Linebackers, Florida
- 1986-87: Wide Receivers, Southern Illinois
- 1985: Graduate Assistant, Texas A&M
- 1984-85: Graduate Assistant, Florida

FOOTBALL PLAYING EXPERIENCE

- 1979-81: three-time all-conference safety, Central Arkansas

PERSONAL

- Born: Aug. 2, 1960 (59)
- Wife, Vicki
- Son: Tory; daughters: Hailee & Hope

“There’s no reason why we don’t go out and compete for championships year-in and year-out. It’s a special place that is totally committed to winning on the field, as well as off the field.”

- Charlie Strong, at introduction as USF's fourth head coach

2019 USF FOOTBALL STAFF



KERWIN BELL
Offensive Coordinator/Quarterbacks

Alma Mater: Florida, '87
1st Season with USF

- Led Valdosta State to 2018 DII title
- 1984 SEC Player of the Year (QB at Florida)
- 14-year professional QB career



JUSTIN BURKE
Tight Ends Coach/Special Teams

Alma Mater: Louisville, '09
3rd Season with USF


- Played QB for Strong at Louisville
- On Strong's staffs at Louisville & Texas
- Earned his MBA



JEREMY DARVEAU
Offensive Line Coach

Alma Mater: Louisville, '06
1st Season with USF


- Coached 3 seasons with Bell at Valdosta State
- No. 1 scoring offense (52.0 ppg) in DII in 2018
- Two-year OL starter at Louisville



SHAUN KING
Running Backs Coach

Alma Mater: Tulane, '98
4th Season with USF


- St. Petersburg native/former Buccaneers QB
- Led Bucs to 1999 NFC Championship game
- Led Tulane to 12-0 season in 1998 as QB



CHARLIE WILLIAMS
Wide Receivers


Alma Mater: Colorado State, '82
3rd Season with USF

- Tampa Bay Buccaneers WR coach (1996-2001)
- Keyshawn Johnson, Reidel Anthony & Jacquez Green
- Coached Reggie Wayne & Frank Gore at Colts



ALBERT BOONE
Director of Football Operations

Alma Mater: Florida State, '03
3rd Season with USF



PHIL CANE
Video Coordinator

Alma Mater: USF, '13
12th Season with USF



BRIAN JEAN-MARY
Defensive Coordinator/Linebackers

Alma Mater: Appalachian State, '98
3rd Season with USF


- First USF D led AAC in scoring & total defense (2017)
- On Strong's staffs at Texas and Louisville.
- Helped assemble 3 top recruiting classes at Texas



SEAN CRONIN
Outside Linebackers Coach

Alma Mater: Georgetown College, '02
3rd Season with USF


- Moved from DT's to Outside LB's coach in 2019
- Part of 4 national champ teams as player (Georgetown) and coach (Florida)



STEVE ELLIS
Defensive Backs Coach

Alma Mater: Nichols State, '03
1st Season with USF

- 10 seasons at Middle Tennessee State
- Defensive coordinator from 2011-14
- First game as a coach: Nichols St. at USF (2003)



BRYAN HILL
Safeties Coach

Alma Mater: Texas, '09
3rd Season with USF

- On Strong's staff at Texas.
- First two seasons as analyst at USF
- Began coaching career as a strength coach at Texas



PAUL SPICER
Defensive Line Coach

Alma Mater: Saginaw Valley State
1st Season with USF


- Asst. defensive line coach with Buccaneers (2015-18)
- 12-year professional career (DE)
- Part of Super Bowl XLIV champions (New Orleans)



PAT MOORER
Head Strength & Conditioning Coach

Alma Mater: Florida, '92
3rd Season with USF

- Head strength and conditioning coach on Strong's staff at Texas and Louisville
- Played LB for Strong at Florida



MIKE GIGLIO
Director of Player Personnel

Alma Mater: Florida, '08
3rd Season with USF

USF ATHLETIC COMMUNICATIONS

4202 E. Fowler Ave., ATH 100,
Tampa, FL 33620
OFFICE: 813-974-2125 FAX: 813-974-5328

**Associate AD/Communications/
Football Contact:** Brian Siegrist
Siegrist@USF.edu
Cell: 813-293-3897
**Associate Communications Director/
Secondary Football:** Jay D'Abramo
Jdabramo@USF.edu
Cell: 813-210-7333
**Associate Communications Director/
Secondary Football:** Mike Hogan
MHogan@USF.edu
Cell: 813-469-0616

Website: www.GoUSFBulls.com



USF MEDIA POLICIES

WEEKLY PRESS CONFERENCE

USF holds a weekly press conference every Monday at 11:30 a.m. during regular game weeks. Coach Strong will be available in the Hall of Fame Room of the Selmon Athletics Center.

CREDENTIAL REQUESTS

The online application process for football credentials can be found at www.sportssystem.com/usf. If you are requesting multiple credentials for a group, a form must be submitted for each person. A USF staff member will then send you a confirmation e-mail. Individual game credential requests must be made by noon on Wednesday of each game week. These credentials will be available for pickup at USF, starting Thursday at noon.

INTERVIEW POLICIES

Under no circumstances should media members contact USF coaches or student-athletes without prior consent and approval from Associate Director of Athletics Brian Siegrist or Assistant Communications Director Jay D'Abramo. The same policy applies to the family members of student-athletes. To request interviews outside of regularly-scheduled availabilities, please contact the USF Communications department at least 24 hours in advance.

PLAYER INTERVIEWS

Players will be available three times per week during a normal game week. Those availabilities will occur after practices on Tuesday, Wednesday and Thursday and during requested one-on-one periods on Thursday. To request a specific player for sit-down feature interviews, please contact the USF Communications department at least 24 hours in advance.

STAFF INTERVIEWS

Coach Strong will be available two times per week during normal game weeks. Strong is available Monday during the AAC Conference Call (12:10 p.m.), Tuesday during his weekly press conference (noon). USF Offensive and defensive coordinators will be available after practice on Wednesdays.

POSTGAME POLICY

The USF locker room is closed at all times. Coach Strong will address the media following his post-game with the team. USF will take interview requests for players at the beginning of the fourth quarter. On the road, USF will conduct interviews at the designated location by the host institution.

AMERICAN ATHLETIC CONFERENCE TELECONFERENCE

The American Athletic Conference football coaches will hold a weekly teleconference for the media taking place each Monday during the season. Each coach will be available for approximately 10 minutes.

Media members who wish to access the teleconference may dial 800-458-4121. The confirmation code is 3916293.

11:00 a.m.	Ken Niumatalolo, Navy	Noon	Luke Fickell, Cincinnati
11:10 a.m.	Sonny Dykes, SMU	12:10 p.m.	Charlie Strong, USF
11:20 a.m.	Randy Edsall, UConn	12:20 p.m.	Rod Carey, Temple
11:30 a.m.	Mike Houston, East Carolina	12:30 p.m.	Mike Norvell, Memphis
11:40 a.m.	Philip Montgomery, Tulsa	12:40 p.m.	Josh Heupel, UCF
11:50 a.m.	Dana Holgorsen, Houston	12:50 p.m.	Willie Fritz, Tulane

COLLEGE PRESS BOX.COM

CollegePressBox.com is a great resource for media covering the Bulls and the AAC. Not only does it have media guides from the entire conference, but it also houses logos, head shots, action shots and much more. For access to the site, email Ted Gangi at webmaster@collegepressbox.com.

▼ WEEKLY USF FOOTBALL MEDIA SCHEDULE ▼

MON	TUES	WED	THURS	FRI	SAT	SUN
News Conference 11:30 AM: Strong AAC Teleconference: Strong (12:10 pm)	Practice: 9-11 AM No Access 11:30 AM Avail: Selected Players	Practice: 9-11 AM No Access 11:30 AM Avail: Off Coord. Def. Coord. Selected Players	No Availability	TRAVEL DAY No availability	GAME DAY Post game availability	No Availability

BULLS IN THE NFL

USF has 9 former Bulls on NFL rosters (Sept. 8)

Player (Pos.)	Team (Yrs with Team)
Kofi Amichia (OL)	Panthers (2019)
D'Ernest Johnson (RB)	Browns (2019)
Mike Love (DL)	Bills (2018)
Aaron Lynch (DL)	Bears (2018)
Marlon Mack (RB)	Colts (2017-18)
Jason Pierre-Paul (DE)	Buccaneers (2018)
Austin Reiter (OL)	Chiefs (2018)
Deadrin Senat (DL)	Falcons (2018)
Marquez Valdes-Scantling (WR)	Packers (2018)

Practice Squad

Quinton Flowers (RB)	Bengals (2018)
Bruce Hector (DL)	Cardinals (2019)
Mazzi Wilkins (DB)	Buccaneers (2019)



USF STUDENTS BRING THE NOISE TO RAY JAY

- USF boasts one of the largest student sections in the country with 12,501 seats allocated to students and the ability to place as many as 16,000+ in the stadium.
- USF students occupy the north endzone at Raymond James Stadium just below the Buccaneers pirate ship.
- **The Beef Studs** are the most passionate student supporters who regularly occupy the first row and paint their bodies green and gold while donning bull horns.


USF FOOTBALL RADIO SHOW

The USF Football Radio Show airs live at World of Beer on East Fowler Ave. (near the USF campus). Bulls Head Coach Charlie Strong will meet fans at the weekly show which broadcasts live from World of Beer throughout the season. Hosted by the Voice of the Bulls Jim Louk and analyst Sam Barrington, The USF Football Radio Show airs from 7-8 p.m. on the USF Radio Network (95.3/620 AM WDAE) and can be streamed live via the iHeart Radio Bulls Unlimited channel. The show will air nine times on Thursday nights and three on Tuesday nights, when the Bulls play on a weekday.



PLAYERS TO WATCH: SPECIAL TEAMS

P
39



TRENT SCHNEIDER • 6-0 • 197 • JR

RAY GUY AWARD CANDIDATE

- Set USF game records twice on the season, first averaging 51.6 ypp at Georgia Tech and then breaking that postin 52.8 ypp vs. BYU.
- 45.0 ypp average ranks 2nd in the AAC & 19th nationally.
- Set USF season record with 3,176 yards punting in 2018.
- Tied a USF record with a 72 yard punt in win vs. ECU (9.22)
- A 29-year-old native of Sydney, Australia, joined the team in the spring of 2018 and is playing 9,264 miles and a 16-hour plane flight from home.
- Worked for 8 years in construction before returning to school.
- Carries a 4.0 GPA in communications.
- Benches 225 pounds 11 times.

K
24



COBY WEISS • 5-9 • 180 • JR

- Has made 17 of his 21 field goal attempts at USF.
- Is a perfect 12-12 in field goal attempts under 30 yards at USF.
- 15-of-18 on field goals in 2018, season long of 37 yards, 10-10 under 30 yards.
- 15 field goals were second-most in AAC in 2018, led team with 80 pts
- Hit game-winning 22-yard field goal with :02 to play at Tulsa in 2018.
- Walk-on who made his first USF start at Illinois (Game 3) in 2018.
- Transfer from Tennessee State where he played in 7 games in 2017 going 2-of-4 on field goals, with a 39-yard long, and 4-of-4 on PAT.

KR
20

BAY AREA
NATIVE



BENTLEE SANDERS • 5-9 • 175 • SO.

- 2nd in the AAC & 14th nationally averaging 27.1 yards per kick return.
- Had a career long 67-yard kick return at UConn, posting two returns for 92 yds in the game. Had a 61-yard return vs. BYU and tallied 151 yards on five returns.
- 2018 second team All-AAC kick returner (Phil Steele)
- Ranked second in the AAC and 13th nationally averaging 26.8 ypr on kick returns in 2018. Had a season long 62-yard return at Cincinnati
- Starting nickel back for the USF defense. Has 24 tackles, 1 sack and a forced fumble on the year.

WHERE THE BULLS ARE FROM



BULLS BY STATE

FLORIDA: 91 (86% OF TEAM)
GEORGIA: 6
VIRGINIA: 3
CALIFORNIA: 1
NEW JERSEY: 1
SOUTH CAROLINA: 1
TENNESSEE: 1
TEXAS: 1
AUSTRALIA: 1

FLORIDA BULLS

BAY AREA: 29
MIAMI/FT. LAUDERDALE: 19
ORLANDO/CENTRAL FLORIDA: 14
JACKSONVILLE/PANHANDLE: 14


BULLS BY ELIGIBILITY

TRUE FRESHMEN: 22
REDSHIRT FRESHMEN: 15
SOPHOMORES: 29
JUNIORS: 23
SENIORS: 17

TRUE & REDSHIRT FRESHMEN: 37
UNDERCLASSMEN: 66
UPPERCLASSMEN: 40
TOTAL ROSTER: 106

PLAYERS TO WATCH: OFFENSE


QB

12
BAY AREA
NATIVE**JORDAN MCCLLOUD • 6-0 • 188 • RS FR**

- Started last 5 games; 3-2 as starter
- Posted 4 total TD (3 passing) at UConn.
- 273 total yards, 5 TD (3 pass, 2 run), no turnovers in first start vs. SC State.
- 167 yards rushing (2nd on team) and 4 rushing TD (leads team) on the year.
- Tampa native, earned Class 7A first-team all-state in senior HS season.
- Passed for 2,426 yards and 26 TD while leading team to 12-2 & state semis.
- Younger brother of Clemson star & Carolina Panthers WR Ray-Ray McCloud.

QB


17

**KIRK RYGOL • 6-0 • 195 • SO**

- Saw action in two games (UConn & Navy) going 5-of-8 for 97 yards and 1 TD.
- Led a 59 yard drive at Navy
- 2018 redshirted at ASA College Brooklyn (NJCAA), team went 3-2
- 2017 at North Greenville Univ. (SC) (Div. II), played in one game (1-1 for 9 yds)
- Threw for over 3,000 yards and 36 TD in senior season at Nation Ford HS (SC)
- Ran for over 500 yards & 5 TD, selected as district Player of the Year

WR

5

**RANDALL ST. FELIX • 6-2 • 211 • SO**

- Caught first TD pass of season (13 yards) at UConn
- Led USF with 679 yards on 33 catches in 2018, 20.58 ypc (2nd AAC/9th NCAA)
- Was the top freshman receiver in the AAC, 8th overall in ypg, in 2018.
- Four 100-yard games in 2018; Bowl record 6 catches for 165 yards & 2 TD.
- 1st USF-reception was 40-yard TD; 4 TD records in 2018.

TE

89
BAY AREA
NATIVE**MITCHELL WILCOX • 6-4 • 245 • SR**

- **2018 FIRST TEAM ALL-AAC • THREE-TIME MACKKEY AWARD CANDIDATE**
- 4 TD catches on the year lead the team and double his previous season high.
- Owns all USF career records for tight ends.
- NFL.com's Gil Brandt's No. 4 senior tight end prospect for 2020 NFL Draft.
- **2018 SEASON:** 43 catches (USF TE record) for 540 yards (TE record) & 2 TD.
- A strong blocker who loves contact and springs many big gains.
- **CAREER:** 85 rec. (TE record) for 1,217 yards (TE record) & 10 TD (TE record).

RB

2

**JORDAN CRONKRITE • 5-11 • 202 • SR**

- Had back-to-back 100-yard games; 158 yds & 2 TD vs. BYU (2nd most career)
- 148 yards and 7.4 ypc at UConn
- **2018:** 1,121 yds (6th most at USF) & 8 TD, record 5 straight 100-yd gms; 6.09 ypc
- **USF & AAC RECORD** 302 yards & 3 TD at UMass, 13.1 ypc
- Owns 4 of top 15 longest TD runs in USF history; 80-yard TD run vs. ECU is T4th.


WR

19
BAY AREA
NATIVE**BRUCE MILLER • 5-10 • 187 • SO**

- Caught a TD passed in back-to-back games (SMU & UConn), 3 TD on year.
- Leads team with 14 catches, second with 161 yards. Started last three games.
- Redshirted last season after transferring from Southeastern Univ. (an NAIA program in Lakeland, Fla., just east of Tampa). Had 24 catches for 319 yards there.
- All-state wide receiver at East Lake HS in Tampa (56 catches, 916 yds, 16 TD).
- Played alongside future DI receivers Artavis Scott (Clemson) & George Campbell (PSU, FSU)

WR

20

**JOHNNY FORD • 5-5 • 180 • SO**

- Being held out of competition indefinitely due to violation of team rules.
- Leads USF with 13 catches & 3 total TD (1 rushing) tied for team lead.
- 42-yard TD catch, 32-yard TD run vs. SC State.
- 20-yard TD catch at Georgia Tech (9.7)
- Second-leading rusher with 787 yards & 8 TD in 2018, 6.84 ypc ranked 12th in FBS.
- 3 100-yard games: 164 & 3 TD vs. UConn; 106 & 2 TD at Houston; 120 vs. UCF.
- First team Class 8A All-state running for 998 yards & 12 TD as HS senior

G

78
BAY AREA
NATIVE**WILLIAM ATTERBURY • 6-4 • 305 • GR**

- 30 straight starts, 28 at right guard. Moved to left tackle in the spring.
- 34 career starts, four starts at right tackle in 2016.
- Helped lead the way for 3,169 rushing yards & 30 TD in 2017.
- Pre-general business major earned degree in 2018, Academic All-Conference.
- Carries a 3.93 grad school GPA in Entrepreneurship in Applied Technologies.

T

77

**MARCUS NORMAN • 6-6 • 315 • GR**
OUTLAND TROPHY CANDIDATE • 2017 2ND TEAM ALL-AAC

- 41 straight starts at right tackle. Vocal leader on offense.
- Took on leadership role on offense and transformed body prior to 2018 season.
- Information technology major, Academic All-Conference.

NOTABLES

EXPLOSIVE BULLS RETURN

USF's leaders in explosive plays (20-plus yards) in rushing, receiving and passing in 2018 all return.

■ Senior **Jordan Cronkrite** led USF with 10 explosive plays rushing last season, including five runs of 60-plus yards, topped by touchdown runs of 80, 77 and 76 yards. Sophomore **Johnny Ford** ranked second with seven explosive runs in 2018, including a 78-yarder, and added three explosive receiving plays.

■ Sophomore **Randall St. Felix** led USF with 14 explosive plays receiving, including five in his Gasparilla Bowl record 165-yard receiving day that included TD catches of 38 and 33 yards.

■ Senior quarterback **Blake Barnett** accounted for 33 explosive plays passing in 2018, including a 75-yard TD pass to St. Felix.

EXPERIENCED OFFENSIVE LINE

USF will return all five offensive line starters and tight end from the Bulls' Gasparilla Bowl appearance. Four players that started at least seven games in 2018 return on the line, led by 2017 second-team all-conference right tackle **Marcus Norman** (13), guard **William Atterbury** (13), left guard **Demetris Harris** (11) and center **Brad Cecil** (7). It marks the most returning starters on the offensive line since the Bulls returned five in 2014 and the third straight year USF has returned at least three starters. Donovan Jennings, who started at left tackle in the bowl game, made four starts last year.

■ **Norman** has started 34 straight games at right tackle, while **Atterbury** has started 23 straight at right guard.

DEFENSIVE LINE MATURES

USF had two sophomores and two true freshmen see extensive action on the D-line last season. They will now be part of six defensive linemen that return that played in eight or more games last year and four that have logged 22 or more career games. The group is led by senior defensive ends **Kirk Livingstone** (38 games, 25 starts) and **Greg Reaves** (33 games, 25 starts) who have both tallied more than 100 tackles and 21 TFL on their career. Juniors **Kevin Kegler** (24 games, 11 starts) and **Kelvin Pinkney** (22 games, 4 starts) and sophomores **Tyrone Barber** (11 games, 1 start) and **Rashawn Yates** (8 games, 2 starts) round out the group that will form the base of a Bulls' D-line that looks to enter 2019 bigger and more experienced.

BARNETT RETURNS STRONG AFTER INJURY-HAMPERED END TO 2018

After missing significant practice time and two of the Bulls' last four games of the 2018 season due to injuries, quarterback Blake Barnett returns healthy and having added 30 pounds to his now 275-pound bench press max. He will be participating in his first spring practice at USF after arriving on campus in May last year.

■ Prior to injuries causing him to miss the Bulls' game at Cincinnati (Nov. 10), Barnett had started the first nine games and passed for 2,400 yards. He ranked 16th nationally (3rd in AAC) at that point, passing for 267.2 ypg, which was on pace to shatter the USF season passing record (2,911) with more than 3,400 passing yards. He missed two of the Bulls' final four games and did not start the Gasparilla Bowl, but entered in the first quarter and passed for 212 yards and a TD in the game.


■ He tallied just 310 passing yards and one TD in the Bulls' final four games of 2018. Barnett passed for 1,099 yards and 8 TD in the first four games of 2018, including 411 yards and 2 TD at Illinois. He averaged 267.2 ypg passing through nine games. In the final four games of 2018, with Barnett missing two, USF passed for 695 yards (155.2 ypg) and 5 TD.

■ Despite the missed time, Barnett's nine 200-yard passing games in 2018 were just one shy of the USF season record of 10 set by Marquel Blackwell in 2001.

PLAYERS TO WATCH: DEFENSE

S
2**NICK ROBERTS • 5-11 • 190 • SO**

- Tied for team lead with 9 tackles vs. SMU & 8 vs. BYU, 3rd with 38 on year.
- **2018:** Led team with 3 INT, 4th on team with 72 tackles.
- Started last 11 games at safety in 2018 in first season on the field.
- First Team Florida All-State Class 7A at Oakleaf HS in Jacksonville.

CB
7BAY AREA
NATIVE**MIKE HAMPTON • 6-1 • 190 • JR****THORPE AWARD CANDIDATE; 2018 HONORABLE MENTION ALL-AAC**

- Posted a season-best three pass break-ups at UConn, 7 tackles vs. BYU
- 2nd in AAC & 9th in nation with 1.4 passes defended per game (18 total) in '18.
- 18 passes defended in 2018 (2nd all-time, 1 shy of USF season record (19).
- **2018:** 43 tackles, 2.0 TFL, 1.0 sacks

S
8**DEVIN STUDSTILL • 6-0 • 200 • GR**

- T4th on team with 37 tackles, team-high 8 tackles at G Tech.
- Transfer from Notre Dame, played 29 games for the Irish.
- Posted 60 tackles & 1 INT at ND, played in 12/started 9 games as a freshman.
- A four-star recruit out of Palm Beach Gardens, Fla.

CB
9BAY AREA
NATIVE**KJ SAILS • 5-11 • 175 • SR**

- Leads team with four takeaways on year: 2 INT, 2 FR
- Tampa native that transferred from North Carolina for senior season to be closer to his infant son, King, and following the passing of his great-grandmother and sister.
- Played in 19 games for UNC: 40 career tackles, 1.0 TFL & 15 passes defended.

LB
55**PATRICK MACON • 6-3 • 245 • SR**


- Leads team in tackles (55), 7.9 tpg ranks 6th in the AAC.
- Led USF with 15 tackles, 4 TFL, 1 FF & a sack vs. Wisconsin; 13 tackles at Navy
- Senior grad transfer from Oklahoma State, never played a down for the Cowboys
- 2016 NJCAA Defensive Player of the Year at Fort Scott CC.
- 4-star recruit and 4th ranked JUCO LB in 2017. 122 tackles, 27.5 TFL as JUCO SR
- Led Fort Scott to 11-1 record and NJCAA National title game in 2016.

LB
11**DWAYNE BOYLES • 6-3 • 227 • SO**

- Lead team with 8.5 TFL, T4th with 37 tackles, added 20 pounds in offseason.
- Has posted a TFL in 5 of last 6 games. 2.5 TFL & 1 sack vs. BYU.
- Led team with 8 tackles & 3.0 TFL at UConn; Had 7 tackles at Georgia Tech
- Played in 12 games as a true freshman, starting two in 2018.

DE
4BAY AREA
NATIVE**GREG REAVES • 6-2 • 242 • GR**

- 2nd on team with 46 tackles: tied team lead with 3.0 sacks also has 5.5 TFL
- Has started the last 32 straight games (25 at DE, 7 at LB)
- **2018:** 2nd on team with career-best 89 tackles; played last 7 at linebacker
- Career-best 14 tackles in Gasparilla Bowl; 4 double-digit tackle games in 2018.
- **2017:** Led USF with 14.0 TFL & 4th with 4.0 sacks, 7 QBH in 12 starts at DE.
- Former walk-on who earned a scholarship in 2017, played safety in high school.
- **CAREER:** 194 tackles, 26.0 TFL, 7.5 sacks, 5 PBU, 3 FR, 1 FF
- Carries a 3.8 grad school GPA in Entrepreneurship in Applied Technologies.

DE
6**KIRK LIVINGSTONE • 6-4 • 275 • GR****CAMPBELL TROPHY SEMIFINALIST**

- Labeled as the Bulls' top defense performer to date this season by Charlie Strong.
- **2018:** Led USF with 10.0 TFL, 5th on team with career-best 56 tackles.
- Top returner in CAREER sacks (10.0) and TLF (28.0).
- 2018 Academic All-District team member with 3.56 GPA in health sciences.
- **CAREER:** 124 tackles, 28.0 TFL, 10.0 sacks, 3 PBU, 1 FF, 2 FR

2019 SCHEDULE BREAKDOWN

■ **Big Opener:** The Bulls' Friday, Aug. 30 season opener vs. Wisconsin in Raymond James Stadium will mark the program's biggest season opener at home since the program's very first game in 1997. Wisconsin has made 17 straight bowl appearances, returns 2018 Doak Walker winner and 2,000-yard rusher Jonathan Taylor, and has appeared in numerous early 2019 season Top 25 polls. It will be the Bulls' biggest season opener since winning on the road at No. 16 Notre Dame (23-20) to open the 2011 campaign.

■ **Power 6:** The Bulls will take on two Power 6 opponents, Wisconsin and at Georgia Tech, in the non-conference season. USF has won five of its last six games vs. non-con Power 6 opponents and claimed victory in seven of its nine meetings overall.

■ **American:** USF plays its first four conference games (three on the road) vs. teams that finished in the bottom half of their division in 2018 and posted a combined record of 12-27 (7-25 AAC). The Bulls finish with four conference games against teams that finished in the top half of their division and posted a combined record of 39-13 (26-7 AAC).

■ **Florida Finish:** USF will close out the 2019 regular season with four straight games in the state of Florida in the month of November, all within a bus ride from campus. Three straight home games begin the stretch, which is capped by a trip to UCF for the War on I-4. The Bulls will face 2018 East Division runner-up Temple (8-5, 7-1 AAC) in a Thursday night clash, followed by East Division third-place team Cincinnati (11-2; 6-2) and back-to-back West Division winner Memphis (8-6; 5-3) at home before traveling to two-time defending East Division winner UCF (12-1; 8-0).

NOTABLES

PLAY FAST, SCORE FASTER

Offensive coordinator **Kerwin Bell** has brought the mantra "play fast, score faster" to the Bulls in his first season leading the offense. The former SEC Player of the Year quarterback (1984) at Florida comes to USF after 12 seasons as a successful head coach, leading programs at Valdosta State (2016-18) and Jacksonville University (2007-15) and a 14-year playing career in professional football.

■ Charlie Strong and Bell were first part of the same program during the 1983-84 seasons at Florida, where Strong was serving in his first coaching position as a graduate assistant and Bell was a walk-on quarterback.

■ The 2018 Don Hansen NCAA Division II Co-Coach of the Year, Bell's 2018 offense led the nation in scoring (52.0 ppg) and was fourth in total offense (523.9 ypg). The Blazers scored 728 points, the most in NCAA Division II history, as they posted 7,334 yards (3,676 rushing/3,658 passing) and 7.9 yards per play.

PLAYMAKERS RETURN

The Bulls return their leading passer, top three rushers, and two of their top three receivers (including their yardage leader) from 2018.

■ The Bulls return 2,281 rushing yards (90.6% of their 2018 total, 2,710 passing yards (85.4% of 2018) and 1,751 receiving yards (55% of 2018).

■ Players that accounted for 25 of the Bulls' 26 rushing TD, 12 of 17 passing TD, and 8 of 17 receiving TD return.

WILCOX AMONG NATION'S TOP TIGHT ENDS

A two-time all-conference selection (1st team in 2018) and Mackey Award candidate, senior **Mitchell Wilcox** is among the best tight ends in the nation and spurned an opportunity to enter the 2019 NFL Draft to add to a stellar career that has him poised to own every USF tight end record. His 43 catches and 540 yards set **USF season receptions and season yardage** for a tight end last year and led The American. He owns the **career yardage** record and **career receptions** for a USF tight end and the **single game receptions record** (8). His six **career TD catches** are tied with Sean Price for the USF tight end record and his career-best 109 yards at Illinois last year are second only to Elkanah Dillion's game mark of 126 yards vs. FAMU in 2015.

REAVES RETURNS TO THE EDGE

Senior Greg Reaves, a former walk-on, started the last seven games of 2018 at middle linebacker due to injuries and depth at linebacker. He excelled, posting 9.4 tackles per game during the stretch to finish second on the team with 89 tackles. For 2019, the 6-2, 248-pounder will return to his edge position as a defensive end/outside linebacker, a position from which he led USF with 14.0 TFL in 2017. He has started the last 25 straight games for the Bulls.

ROSTER FEATURES 11 GRADUATES

USF enters the 2019 season with 11 members of the roster already having earned their degree, including seven returning starters.

Offense (4): William Atterbury, Blake Barnett, Stanley Clerveaux, Marcus Norman.

Defense (7): Kirk Livingstone, Patrick Macon, Greg Reaves, Nico Sawtelle, Trent Shaw, Darius Slade, Devin Studstill.

NUMERICAL

No.	Name
2	Jordan Cronkrite, RB
2	Nick Roberts, DB
3	Vincent Davis, DB
4	Stanley Clerveaux, WR
4	Greg Reaves, DE
5	Randall St. Felix, WR
6	Kirk Livingstone, DE
7	Mike Hampton, DB
8	Devin Studstill, DB
9	KJ Sails, DB
10	Daquan Evans, DB
10	Kelley Joiner, RB
11	Blake Barnett, QB
11	Dwayne Boyles, LB
12	Jordan McCloud, QB
12	Zion Roland, DB
13	Eddie McDoom, WR
14	Jah'Quez Evans, WR
15	Jayden Curry, DB
15	Jernard Phillips, WR
16	Kaden Frost, QB
16	Brock Nichols, DB
17	Kirk Rygol, QB
17	Kyle Trina, WR
18	Augie DeBiase, QB
18	DeVontres Dukes, WR
19	Bryce Miller, WR
20	Johnny Ford, RB/WR
20	Bentlee Sanders, DB
21	McArthur Burnett, DB
21	Dave Small, RB
22	Mekhi LaPointe, DB
23	Josh Berry, RB
24	Coby Weiss, PK
25	Eugene Bowman, DB
25	Kenny Scribner, K
26	Keyon Helton, DB
27	Leonard Parker, DB
28	Trevon Sands, RB
29	Brian Norris, LB
31	Cody Gentry, DB
32	Spencer Shrader, K
33	Odunayo Seriki, WR
34	Christian Helms, WR
35	Jabreel Stephens, DE
36	Tyler Schlegel, P
37	Camp Gobler, LB
38	Sean Atkins, WR
38	Randal Copeland, LB
39	Trent Schneider, P
39	Trent Shaw, LB
40	Jason Vaughn, DE
41	Demaurez Bellamy, LB
42	Darius Slade, DE

2019 USF FOOTBALL ALPHABETICAL ROSTER

No.	Name	Pos.	Ht.	Wt.	Class/Elig.	Hometown (Previous Schools)
86	Flaubert Akepeu	TE	6-5	245	Fr./Fr.	Valrico, Fla. (Grace Christian HS)
38	Sean Atkins	WR	5-10	165	Fr./Fr.	Viera, Fla. (Viera HS)
78	William Atterbury	OL	6-4	305	Gr./Sr.	Clearwater, Fla. (Clearwater Central Catholic HS)
93	Tyrone Barber	DT	6-3	273	So./So.	Venice, Fla. (Venice HS)
11	Blake Barnett	QB	6-5	225	Gr./Sr.	Corona, Calif. (Santiago HS/Arizona St./Alabama)
48	Andrew Beardall	LS	5-8	220	So./RFr.	Merritt Island, Fla. (Merritt Island HS)
41	Demaurez Bellamy	LB	5-10	223	Fr./Fr.	Deland, Fla. (Deland HS)
23	Josh Berry	RB	6-0	185	Fr./Fr.	Davenport, Fla. (Ridge Community HS)
83	Logan Berryhill	WR	6-4	186	Fr./Fr.	Kingsland, Ga. (Camden County HS)
57	Joshua Blanchard	OL	6-3	330	Fr./Fr.	Miami, Fla. (Norland HS)
25	Eugene Bowman	DB	6-0	183	So./RFr.	Jacksonville, Fla. (Robert E. Lee HS)
11	Dwayne Boyles Jr.	LB	6-3	227	So./So.	Miami, Fla. (Miami Central HS)
21	McArthur Burnett	DB	5-9	193	Jr./Jr.	Pahokee, Fla. (Pahokee HS/Coffeyville CC)
88	Chris Carter	TE	6-4	246	So./RFr.	Homestead, Fla. (South Dade HS)
74	Brad Cecil	OL	6-4	307	So./So.	Jacksonville, Fla. (Bartram Trail HS)
4	Stanley Clerveaux	WR	6-3	216	Gr./Sr.	North Miami, Fla. (North Miami HS)
38	Randal Copeland	LB	6-0	227	So./RFr.	Havana, Fla. (Gadsden County HS)
2	Jordan Cronkrite	RB	5-11	202	Sr./Sr.	Miami, Fla. (Westminster Central HS/Florida)
15	Jayden Curry	DB	5-11	194	Fr./Fr.	Virginia Beach, Va. (IMG Academy)
3	Vincent Davis	DB	5-11	181	So./So.	Jacksonville, Fla. (Robert E. Lee HS)
18	Augie DeBiase	QB	6-2	215	Jr./So.	Ponte Vedra, Fla. (Raines HS/Tyler CC/Miami)
49	Ian Deneen	LS	5-10	226	So./So.	Winter Garden, Fla. (West Orange HS)
18	DeVontres Dukes	WR	6-4	216	Sr./Jr.	Tampa, Fla. (Wharton HS)
10	Daquan Evans	DB	5-11	178	Fr./Fr.	Orlando, Fla. (Jones HS)
14	Jah'Quez Evans	WR	6-2	180	Fr./Fr.	Atlanta, Ga. (Mays HS)
61	Troy Fields	OL	6-4	274	Jr./Jr.	Miramar, Fla. (Miramar HS/Virginia Union)
20	Johnny Ford	RB/WR	5-5	180	So./So.	Miami, Fla. (Miami HS)
57	AJ Franco	LB	6-0	227	Jr./So.	Sarasota, Fla. (Riverview HS)
16	Kaden Frost	QB	6-3	197	So./Fr.	Naples, Fla. (Gulf Coast HS/Gardner-Webb)
31	Cody Gentry	DB	6-1	210	Jr./Jr.	Fort Worth, Texas (Brewer HS/Cisco CC/Southwest Oklahoma St.)
37	Camp Gobler	LB	6-3	225	Fr./Fr.	Stuart, Fla. (South Fork HS)
45	Darrien Grant	DE	6-4	254	Jr./So.	Bradenton, Fla. (Southeast HS)
47	Tae'Aviion Gray	LB	6-2	208	Fr./Fr.	Quitman, Ga. (Brook County HS)
98	Blake Green	DT	6-1	287	Sr./Jr.	Bradenton, Fla. (Bradenton Southeast HS/NW Missouri St.)
44	Antonio Grier Jr.	LB	6-1	222	So./So.	Atlanta, Ga. (Mays HS)
79	Dustyn Hall	OL	6-3	308	Fr./Fr.	Punta Gorda, Fla. (Charlotte HS)
7	Mike Hampton	CB	6-1	190	Sr./Jr.	Tampa, Fla. (Hillsborough HS)
64	Demetris Harris	OL	6-3	324	Jr./So.	Jacksonville, Fla. (Robert E. Lee HS)
34	Christian Helms	WR	6-2	193	Fr./Fr.	Seffner, Fla. (Seffner Christian HS)
26	Keyon Helton	DB	6-0	195	So./RFr.	Pensacola, Fla. (West Florida HS)
76	Jarrett Hopple	OL	6-7	325	Sr./Jr.	Suffolk, Va. (Nansemond River HS/Virginia Tech)
80	Terrence Horne Jr.	WR	5-7	178	So./RFr.	Miramar, Fla. (Miramar HS)
69	Malachi Jean	DT	6-1	350	Sr./Sr.	Lake City, Fla. (Columbia HS/Prairie View A&M)
73	Donovan Jennings	OL	6-5	328	So./So.	Tampa, Fla. (Gaither HS)
10	Kelley Joiner Jr.	RB	5-9	175	Fr./Fr.	Groveland, Fla. (South Lake HS)
56	Tyrik Jones	DE	6-2	258	Jr./Jr.	Plantation, Fla. (Plantation HS/Ariz. Western CC)
90	Kevin Kegler	DT	6-2	294	Jr./Jr.	Madison, Fla. (Madison County HS)
51	Stacy Kirby Jr.	DL	6-3	260	So./RFr.	Orlando, Fla. (Jones HS)
58	Trey Laing	LB	6-2	214	So./RFr.	Tallahassee, Fla. (Godby HS)
22	Mekhi LaPointe	DB	6-2	200	Jr./So.	Seffner, Fla. (Armwood HS)
6	Kirk Livingstone	DE	6-4	275	Gr./Sr.	Fort Lauderdale, Fla. (Stranahan HS)
87	Frederick Lloyd Jr.	TE	6-5	235	Jr./So.	Tifton, Ga. (Tift County HS)
55	Patrick Macon	LB	6-3	245	Gr./Sr.	Memphis, Tenn. (Millington Central HS/Oklahoma State)
75	Jean Marcellus	OL	6-4	307	Jr./So.	Tampa, Fla. (Jefferson HS)

2019 USF FOOTBALL ALPHABETICAL ROSTER

85	Jacob Mathis	TE	6-4	237	Sr./Jr.	Tampa, Fla. (Berkley Prep/Ole Miss)
12	Jordan McCloud	QB	6-0	190	So./RFr.	Tampa, Fla. (Plant HS)
13	Eddie McDoom	WR	6-0	188	Sr./Jr.	Winter Garden, Fla. (West Orange HS/Michigan)
62	Matthew McDuffie	OL	6-5	326	Fr./Fr.	Glen Saint Mary, Fla. (Baker County HS)
19	Bryce Miller	WR	5-10	187	Jr./So.	St. Petersburg, Fla. (East Lake HS/Southeastern Univ.)
59	Andrew Mims	LB	6-1	226	Jr./So.	St. Johns, Fla. (Bartram Trail HS)
95	Thomas Nance	DE	6-3	252	Fr./Fr.	Eagle Lake, Fla. (Lake Region HS)
66	Matt Nelson	OL	6-2	289	Sr./Jr.	Ocala, Fla. (Trinity Catholic HS)
16	Brock Nichols	DB	6-0	197	Jr./Jr.	Naples, Fla. (Barron Collier HS/Delaware State)
77	Marcus Norman	OL	6-6	315	Gr./Sr.	Sebastian, Fla. (Sebastian River HS)
29	Brian Norris Jr.	LB	6-2	227	So./RFr.	Chiefland, Fla. (Chiefland HS)
27	Leonard Parker	S	5-11	209	Fr./Fr.	Tampa, Fla. (Plant HS)
15	Jernard Phillips	WR	5-10	167	Jr./Jr.	Miami, Fla. (Miami Central HS)
96	Kelvin Pinkney	DT	6-3	305	Jr./Jr.	Sarasota, Fla. (Booker HS)
81	Kevin Purlett	WR	6-2	241	Sr./Sr.	Miramar, Fla. (Miramar HS/Florida Tech)
4	Greg Reaves	DE	6-2	242	Gr./Sr.	Bradenton, Fla. (Manatee HS/Air Force Prep Acad.)
67	Hal Roberson	OL	6-1	328	Sr./Sr.	Tampa, Fla. (Riverview HS)
24	Nick Roberts	DB	5-11	190	Jr./So.	Jacksonville, Fla. (Oakleaf HS)
12	Zion Roland	DB	5-11	185	So./So.	St. Petersburg, Fla. (Admiral Farragut HS)
17	Kirk Rygol	QB	6-0	195	Jr./So.	Fort Mill, S.C. (Nation Ford HS/ASA College)
9	KJ Sails	DB	5-11	175	Sr./Jr.	Tampa, Fla. (East Bay HS/North Carolina)
70	Sebastian Sainterling	OL	6-2	370	So./RFr.	Hollywood, Fla. (Chaminade-Madonna HS)
20	Bentlee Sanders	DB	5-9	175	Jr./So.	Tampa, Fla. (Tampa Catholic HS)
28	Trevon Sands	RB	5-11	221	Sr./Sr.	Miami, Fla. (Southwest Miami HS)
54	Nico Sawtelle	LB	6-2	227	Gr./Sr.	Jensen Beach, Fla. (Jensen Beach HS)
36	Tyler Schlegel	P	6-4	185	Jr./So.	Jacksonville, Fla. (Episcopal HS/Eckerd College)
39	Trent Schneider	P	6-0	200	Sr./Jr.	Sydney, Australia (Carlingford HS/Santa Barbara City Coll.)
25	Kenny Scribner	K	5-11	210	Fr./Fr.	Punta Gorda, Fla. (Charlotte HS)
33	Odunayo Seriki Jr.	RB	5-10	185	Sr./Jr.	Apopka, Fla. (Apopka HS)
39	Trent Shaw	LB	6-2	210	Gr./Sr.	Lutz, Fla. (Steinbrenner HS)
32	Spencer Shrader	K	6-2	175	Fr./Fr.	Lithia, Fla. (Newsome HS)
42	Darius Slade	DE	6-5	257	Gr./Sr.	Montclair, N.J. (Montclair HS/Ohio St./Arizona St.)
21	Dave Small	RB	5-9	210	Jr./So.	Lauderhill, Fla. (Cardinal Gibbons HS)
68	Antonio Spanolios	OL	6-7	380	Sr./Jr.	Tarpon Springs, Fla. (Tarpon Springs HS/St. Petersburg CC)
5	Randall St. Felix	WR	6-2	211	Jr./So.	Miami, Fla. (Dr. Michael M. Krop HS)
71	Jeremiah Stafford	OL	6-4	312	Jr./So.	Citra, Fla. (North Marion HS)
35	Jabreel Stephens	DE	6-5	250	Jr./So.	Seffner, Fla. (Armwood HS)
8	Devin Studstill	DB	6-0	200	Gr./Sr.	Riviera Beach, Fla (Palm Beach Gardens HS/Notre Dame)
46	Ryan Thaxton	DL	6-4	245	Jr./So.	Alexandria, Va. (St. Stephen's & St. Agnes HS/Fort Scott CC/Tennessee)
53	Dakota Trice	LB	5-11	213	Jr./Jr.	Brandon, Fla. (Brandon HS/Jacksonville Univ.)
17	Kyle Trina	WR	5-10	200	Jr./So.	Tampa, Fla. (Plant HS)
40	Jason Vaughn	DE	6-5	233	Fr./Fr.	Auburndale, Fla. (Advance Prep Acad.)
92	John Waller	DL	6-4	315	So./RFr.	St. Petersburg, Fla. (Admiral Farragut Acad.)
72	Ethan Watson	OL	6-6	308	So./RFr.	Pensacola, Fla. (Catholic HS)
84	Xavier Weaver	WR	6-1	165	Fr./Fr.	Orlando, Fla. (Orlando Christian Prep)
24	Coby Weiss	K	5-9	180	Jr./Jr.	Gainesville, Fla. (Buchholz HS/Tennessee State)
52	Michael Wiggs	OL	6-3	311	Sr./Jr.	Lakeland, Fla. (Lake Gibson HS)
89	Mitchell Wilcox	TE	6-5	245	Sr./Sr.	Tarpon Springs, Fla. (Tarpon Springs HS)
97	Armon Williams	DT	6-3	323	So./RFr.	Snellville, Ga. (South Gwinnett HS)
43	Darius Williams	LB	6-0	252	Fr./Fr.	Miami, Fla. (Norland HS)
82	Latrell Williams	WR	5-11	177	Sr./Jr.	Lake City, Fla. (Columbia HS/Independence CC/Tennessee)
91	Rashawn Yates	DT	6-3	271	So./So.	Port St. Lucie, Fla. (Treasure Coast HS)

NUMERICAL

43	Darius Williams, LB
44	Antonio Grier Jr., LB
45	Darrien Grant, DE
46	Ryan Thaxton, DL
47	Tae'Aviion Gray, LB
48	Andrew Beardall, LS
49	Ian Deneen, LS
51	Stacy Kirby, DL
52	Michael Wiggs, OL
53	Dakota Trice, LB
54	Nico Sawtelle, LB
55	Patrick Mason, LB
56	Tyrik Jones, DE
57	Joshua Blanchard, OL
57	AJ Franco, LB
58	Trey Laing, LB
59	Andrew Mims, LB
61	Troy Fields, OL
62	Matthew McDuffie, OL
64	Demetris Harris, OL
66	Matt Nelson, OL
67	Hal Roberson, OL
68	Antonio Spanolios, OL
69	Malachi Jean, DT
70	Sebastian Sainterling, OL
71	Jeremiah Stafford, OL
72	Ethan Watson, OL
73	Donovan Jennings, OL
74	Brad Cecil, OL
75	Jean Marcellus, OL
76	Jarrett Hoppole, OL
77	Marcus Norman, OL
78	William Atterbury, OL
79	Dustyn Hall, OL
80	Terrence Horne, WR
81	Kevin Purlett, WR
82	Latrell Williams, WR
83	Logan Berryhill, WR
84	Xavier Weaver, WR
85	Jacob Mathis, TE
86	Flaubert Akepeu, TE
87	Frederick Lloyd, TE
88	Chris Carter, TE
89	Mitchell Wilcox, TE
90	Kevin Kegler, DL
91	Rashawn Yates, DL
92	John Waller, DT
93	Tyrone Barber, DL
95	Thomas Nance, DE
96	Kelvin Pinkney, DL
97	Armon Williams, DL
98	Blake Green, DT

2019 USF FOOTBALL DEPTH CHART

(GAME 7)

USF OFFENSE

POS	#	Name	Ht.	Wt.	Cl.
WR	13	Eddie McDoom	6-0	188	Jr.
	15	Jernard Phillips	5-10	167	Jr.
	4	Stanley Clerveaux	6-3	216	Sr.
	80	Terrence Horne Jr.	5-7	178	Fr.
TE	89	Mitchell Wilcox (BA)	6-4	245	Sr.
	85	Jacob Mathis	6-4	237	Jr.
RT	77	Marcus Norman	6-6	315	Sr.
	76	Jarrett Hopple	6-7	325	Jr.
RG	78	William Atterbury (BA)	6-4	305	Sr.
	67	Hal Roberson (BA)	6-1	328	Sr.
C	74	Brad Cecil	6-4	307	So.
	66	Matt Nelson	6-2	289	Jr.
LG	64	Demetris Harris	6-3	324	So.
	52	Michael Wiggs (BA)	6-3	311	Jr.
LT	73	Donovan Jennings (BA)	6-5	328	So.
	57	Joshua Blanchard	6-3	330	Fr.
QB	12	Jordan McCloud (BA)	6-0	190	RFr.
	17	Kirk Rygol	6-0	195	So.
HB	2	Jordan Cronkrite	5-11	202	Sr.
	28	Trevon Sands	5-11	221	Sr.
	10	Kelley Joiner Jr	5-9	175	Fr.
SLOT	19	Bryce Miller (BA)	5-10	187	So.
	20	Johnny Ford	5-5	180	So.
WR	5	Randall St. Felix	6-2	211	So.
	84	Xavier Weaver	6-1	165	Fr.
	81	Kevin Purllett	6-2	241	Sr.

USF SPECIALISTS

POS	#	Name	Ht.	Wt.	Cl.
P	39	Trent Schneider	6-0	197	Jr.
	25	Kenny Scribner	5-11	210	Fr.
PK	24	Coby Weiss	5-9	180	Jr.
	32	Spencer Shrader (BA)	6-2	175	Fr.
H	39	Trent Schneider	6-0	197	Jr.
LS	49	Ian Deneen	5-10	226	So.
	48	Andrew Beardall	5-8	220	RFr.
KO	32	Spencer Shrader (BA)	6-2	175	Fr.
KR	20	Bentlee Sanders (BA)	5-9	175	So.
	15	Jernard Phillips	5-10	167	Jr.
	14	Jah'Quez Evans	6-2	180	Fr.
PR	9	KJ Sails (BA)	5-11	175	Jr.
	20	Bentlee Sanders (BA)	5-9	175	RFr.

USF DEFENSE

POS	#	Name	Ht.	Wt.	Cl.
DE	4	Greg Reaves (BA)	6-2	242	Sr.
	40	Jason Vaughn	6-5	233	Fr.
DT	90	Kevin Kegler	6-2	294	Jr.
	98	Blake Green (BA)	6-1	287	Jr.
	93	Tyrone Barber	6-3	273	So.
DT	91	Rashawn Yates	6-3	271	So.
	96	Kelvin Pinkney (BA)	6-3	305	Jr.
DE	6	Kirk Livingstone	6-4	275	Sr.
	42	Darius Slade	6-5	257	Sr.
MLB	55	Patrick Macon	6-3	245	Sr.
	59	Andrew Mims	6-1	226	So.
SLB	11	Dwayne Boyles Jr.	6-3	227	So.
	47	Tae'Aviion Gray	6-2	208	Fr.
WLB	44	Antonio Grier, Jr.	6-1	222	So.
	41	Demaurez Bellamy	5-10	223	Fr.
CB	7	Mike Hampton (BA)	6-1	190	Jr.
	25	Eugene Bowman	6-0	183	RFr.
SS	8	Devin Studstill	6-0	200	Sr.
	3	Vincent Davis	5-11	181	So.
FS	2	Nick Roberts	5-11	190	So.
	22	Mekhi LaPointe (BA)	6-2	200	So.
CB	9	KJ Sails (BA)	5-11	175	Jr.
	20	Bentlee Sanders (BA)	5-9	175	So.
NICKEL	20	Bentlee Sanders (BA)	5-9	175	So.

(BA) = NATIVE OF SEVEN-COUNTY TAMPA BAY AREA

PRONUNCIATION CHART

41	DEMAUREZ Bellamy	Duh-MAR-ez
4	Stanley CLERVEAUX	CLAIR-voe
2	Jordan CRONKRITE	CRONK-right
18	Augie DEBIASE	DEE-BEE-aussie
18	DeVONTRES Dukes	duh-VON-treys
37	Camp GOBLER	GO-blur
47	TAE'AVIION Gray	TAY-vee-ON
26	KEYON Helton	KEY-on
10	KELLEY Joiner	Kelly
56	TYRIK Jones	TIE-reek
22	MEKHI LaPointe	MA-Kie
6	Kirk LIVINGSTONE	living-STUN
55	Patrick MACON	MAY-con
75	JEAN Marcellus	GENE
67	Hal ROBERSON	ROE-bur-son
17	Kirk RYGOL	RYE-gull
28	TREVON Sands	TREY-von
54	NICO SAWTELLE	KNEE-coe SAW-tell
33	ODUNAYO SERIKI	OH-dah-NAY-Oh Sir-EEE-key
17	Kyle TRINA	TREE-na
24	Coby WEISS	WICE

CAREER STARTS CHART

	2019	2018	2017	2016	CAREER
Marcus Norman (OL)	7	13	12	9	41
Mitchell Wilcox (TE)	7	11	8	9	35
William Atterbury (OL)	7	13	10	4	34
Kirk Livingstone (DE)	7	12	-	13	32
Greg Reaves (DE)	7	13	12	-	32
Mike Hampton (CB)	7	11	1	-	19
Jordan Cronkrite (RB)	7	11	-	-	18
Demetris Harris (OL)	7	11	-	-	18
Nick Roberts (S)	7	11	-	-	18
Nico Sawtelle (LB)	-	6	12	-	18
Randall St. Felix (WR)	7	10	-	-	17
Kevin Kegler (DT)	5	10	-	-	15
Brad Cecil (OL)	7	7	-	-	14
Blake Barnett (QB)	2	10	-	-	12
Stanley Clerveaux (WR)	-	10	1	-	11
Donovan Jennings (OL)	7	4	-	-	11
Dwayne Boyles (LB)	6	2	-	-	8
Kelvin Pinkney (DT)	3	5	-	-	8
KJ Sails (CB)	7	-	-	-	7
Devin Studstill (S)	7	-	-	-	7
Patrick Macon (LB)	6	-	-	-	6
Michael Wiggs (OL)	-	6	-	-	6
Jordan McCloud (QB)	5	-	-	-	5
Eddie McDoom (WR)	5	-	-	-	5
Bentlee Sanders (SS)	3	2	-	-	5
Mekhi LaPointe (SS)	-	4	-	-	4
Darius Slade (DE)	4	-	-	-	4
Vincent Davis (CB)	1	3	-	-	3
Johnny Ford (RB)	2	1	-	-	3
Antonio Grier (LB)	3	-	-	-	3
Bryce Miller (WR)	3	-	-	-	3
Jernard Phillips (WR)	3	-	-	-	3
Rashawn Yates (DT)	1	2	-	-	3
Hal Roberson (OL)	-	2	-	-	2
Trevon Sands (RB)	1	1	-	-	2
Tyrone Barber (DT)	1	-	-	-	1
Demareez Bellamy (LB)	1	-	-	-	1
Taeaviion Gray (LB)	1	-	-	-	1
Blake Green (DT)	1	-	-	-	1
Terrence Horne (WR)	1	-	-	-	1
Jacob Mathis (TE)	1	-	-	-	1

2019 GAME-BY-GAME LEADERS

GAME	RUSHING	PASSING (C-A-YD-INT-TD)	CATCHES	REC YARDS	TACKLES
WISCONSIN	McCloud (3-23)	Barnett (13-30-109-2-0)	3 with (3)	Cronkrite (23)	Macon (15)
GEORGIA TECH	Barnett (8-42)	Barnett (12-20-79-0-0)	Ford (4)	Wilcox (60)	Studstill, Reaves (8)
SC STATE	Joiner (12-64)	McCloud (16-27-217-0-3)	Ford (4)	Ford (100)	Mims (6)
SMU	Cronkrite (8-30)	Barbett (13-21-222-3-0)	Ford (5)	Wilcox (77)	Roberts, Macon (9)
UCONN	Cronkrite (20-148)	McCloud (11-21-157-2-3)	Miller (3)	Mathis (43)	Hampton, Boyles (8)
BYU	Cronkrite (26-158)	McCloud (7-14-72-1-1)	Wilcox (2)	Wilcox (52)	Roberts, Reaves (8)
NAVY	Cronkrite (17-76)	McCloud (11-23-50-1-0)	St. Felix (4)	Mathis (34)	Macon (13)

2019 FIELD GOALS

Field Goals	fg	pct.	01-19	20-29	30-39	40-49	50-99	lg	blk
Coby Weiss	2-3	.667	-	2-2	-	0-1	-	-	-
Spencer Shrader	2-3	.667	-	-	2-3	-	-	-	-

FG Sequence	USF	Opponents
Wisconsin	(43)	(30)
Georgia Tech	27	(51)
South Carolina State	20, 34	25
SMU	—	—
UConn	—	—
BYU	—	51, 22, 28 (39)
Navy	33, (33)	—
(miss)		

2019 USF GAME-BY-GAME STARTERS

OFFENSE

GAME	LT	LG	C	RG	RT	TE	QB	HB	Slot	WR	WR
WISCONSIN	Atterbury	Harris	Cecil	Jennings	Norman	Wilcox	Barnett	Cronkrite	McDoom	Phillips	St. Felix
at Georgia Tech	Atterbury	Harris	Cecil	Jennings	Norman	Wilcox	Barnett	Cronkrite	Ford	Phillips	St. Felix
SC STATE	Jennings	Harris	Cecil	Atterbury	Norman	Wilcox	McCloud	Cronkrite	Ford	Phillips	St. Felix
SMU	Jennings	Harris	Cecil	Atterbury	Norman	Wilcox	McCloud	Cronkrite	McDoom	Horne	St. Felix
at UConn	Jennings	Harris	Cecil	Atterbury	Norman	Wilcox	McCloud	Cronkrite	McDoom	Miller	St. Felix
BYU	Jennings	Harris	Cecil	Atterbury	Norman	Wilcox	McCloud	Cronkrite	Miller	McDoom	St. Felix
at Navy	Jennings	Harris	Cecil	Atterbury	Norman	Wilcox	McCloud	Cronkrite	Miller	McDoom	St. Felix

**Started four wide receivers

***Started two tight ends

DEFENSE

GAME	DE	DT	DT	DE	MLB	SLB	NICKEL	CB	SS	FS	CB
WISCONSIN	Reaves	Livingstone	Pinkney	Slade	Macon	Boyles	Roberts	Hampton	Studstill	Davis	Sails
at Georgia Tech	Reaves	Livingstone	Kegler	Slade	Macon	Boyles	Sanders	Hampton	Studstill	Roberts	Sails
SC STATE	Reaves	Livingstone	Kegler	Slade	Mims	Boyles	Sanders	Hampton	Studstill	Roberts	Sails
SMU	Reaves	Pinkney	Kegler	Livingstone	Macon	Bellamy	Gray*	Hampton	Studstill	Roberts	Sails
at UConn	Reaves	Livingstone	Kegler	Slade	Grier	Boyles	Sanders	Hampton	Studstill	Roberts	Sails
BYU	Reaves	Pinkney	Green	Livingstone	Macon	Boyles	Grier*	Hampton	Studstill	Roberts	Sails
at Navy	Reaves	Yates	Kegler	Livingstone	Macon	Boyles	Grier*	Hampton	Studstill	Roberts	Sails

* Started Three Linebackers

TURNOVERS FORCED

TEAM	INT	FUMBLE	DEF TD	TOTAL
USF	8	10	-	18
Opponents	8	4	1	12

USF CAUSED: 18 **OPP CAUSED: 11**
USF POINTS OFF TO: 59 **OPP POINTS OFF TO: 28**
USF DEFENSIVE TD'S: - **OPP DEFENSIVE TD'S: 1**

USF TURNOVERS FORCED

QT	Play	Ball On	Result
WISCONSIN (1)			
2nd	FUM: KJ Sails	USF 43	Punt
GEORGIA TECH (2)			
3rd	INT: KJ Sails	GT 25	TD
4th	FUM: Darius Slade	USF 45	Fumble
SOUTH CAROLINA STATE (8)			
1st	FUM: Greg Reaves	SCSU 43	Punt
2nd	FUM: Kirk Livingstone	SCSU 23	TD
2nd	FUM: Devin Studstill	USF 20	TD
3rd	INT: Nick Roberts	SCSU 32	TD
3rd	FUM: KJ Sails	SCSU 14	TD
3rd	INT: Vincent Davis	USF 44	TD
4th	FUM: Tyrik Jones	SCSU 3	TD
4th	INT: Brock Nichols	USF 04	End of Game
SMU (2)			
2nd	INT: Devin Studstill	SMU 42	End of Half
4th	INT: Stacy Kirby	50	Downs
UCONN (1)			
2nd	FUM: Kirk Livingstone	UConn 24	INT
BYU (1)			
3rd	FUM: Vincent Davis	BYU 23	TD
NAVY (3)			
2nd	INT: KJ Sails	Navy 21	FG
2nd	INT: Nick Roberts	USF 33	INT
3rd	FUM: Greg Reaves	USF 39	Downs

OPPONENT TURNOVERS FORCED

QT	Play	Ball On	Result
WISCONSIN (1)			
1st	FUM: of Barnett	Returned for TD	TD
2nd	INT: of Barnett	USF 44	Fumble
4th	INT: of Barnett	USF 32	TD
GEORGIA TECH (2)			
2nd	FUM: of Sanders	USF 44	Punt
4th	FUM: of Cronkrite	GT3	Punt
SOUTH CAROLINA STATE (0)			
None			
SMU (2)			
1st	INT: of McCloud	SMU 0	TD
1st	INT: of McCloud	SMU 35	TD
UCONN (2)			
2nd	INT: of McCloud	UConn 4	End of Half
3rd	INT: of McCloud	USF 16	Downs
BYU (2)			
1st	FUM: of McCloud	BYU 43	Punt
3rd	INT: of McCloud	BYU 31	Fumble
NAVY (1)			
1st	INT: of McCloud	Navy 22	End of Half

USF DRIVE CHART

DISPLAYED USF/OPPONENT

	Possessions	TDs	FGs Made	FGs Missed	Fumble	Int.	Safety	Punt	Turnover on Downs	End of Half	End of Game	80+ yard Drives	3 and Out
WISCONSIN	15/15	0/6	0/0	1/1	1/1	2/0	0/0	8/5	2/0	1/0	0/1	0/1	5/2
at Georgia Tech	12/12	1/2	1/0	0/1	2/1	0/1	0/0	7/6	0/0	1/0	0/1	0/0	4/3
SC STATE	17/17	7/2	2/1	0/0	0/5	0/3	0/0	7/5	0/0	0/1	1/0	2/1	4/6
SMU	15/15	3/7	0/0	0/0	0/0	2/2	0/0	8/5	1/0	1/0	0/1	2/2	6/2
at UConn	12/13	7/3	0/0	0/0	0/1	2/0	0/0	3/6	0/1	0/1	0/1	4/0	3/4
BYU	13/12	4/2	0/3	0/1	1/1	1/0	0/0	5/3	0/2	1/0	1/0	1/0	5/3
at Navy	12/12	0/5	1/0	1/0	0/1	1/2	0/0	7/3	1/0	0/1	1/0	0/2	3/3
TOTALS	96/96	22/27	4/4	2/3	4/10	8/8	0/0	45/33	4/3	4/3	3/4	9/6	30/23

USF SCORING DRIVES

QT When Score Play DRIVE

WISCONSIN

NONE

at GEORGIA TECH (1TD-1FG)

1st.....3:40..... FG Weiss 27-yard field goal9 plays, 56 yards, 3:28

4th.....14:54..... TD Ford 20-yard pass from McCloud3 plays, 25 yards, 1:23

SOUTH CAROLINA STATE (7TD-2FG)

1st.....5:05..... TD Ford 42-yard pass from McCloud6 plays, 75 yards, 2:10

2nd.....14:16..... FG Weiss 20-yard field goal6 plays, 32 yards, 1:14

2nd.....9:22..... TD Wilcox 20-yard pass from McCloud3 plays, 23 yards, 0:32

2nd.....0:32..... TD McCloud 9-yard run11 plays, 80 yards, 3:18

3rd12:03..... TD Ford 32-yard run1 play, 32 yards, 0:07

3rd3:01..... FG Shrader 34-yard field goal4 plays, 7 yards, 1:40

3rd2:12..... TD Wilcox 10-yard pass from McCloud2 plays, 14 yards, 0:38

4th.....14:26..... TD McCloud 3-yard run4 plays, 56 yards, 0:49

4th.....6:15..... TD Home 4-yard pass from Barnett3 plays, 3 yards, 1:17

SMU (3TD)

3rd0:26..... TD Mathis 24-yard pass from Barnett5 plays, 75 yards, 2:04

4th.....10:40..... TD Miller 13-yard pass from Barnett4 plays, 83 yards, 1:12

4th.....2:57..... TD Wilcox 7-yard pass from Barnett5 plays, 82 yards, 2:04

at UCONN (7TD)

1st.....3:22..... TD Miller 12-yard pass from McCloud10 plays, 88 yards, 4:02

2nd.....11:46..... TD Sands 5-yard run7 plays, 85 yards, 3:07

2nd.....4:39..... TD St. Felix 13-yard pass from McCloud4 plays, 31 yards, 1:35

2nd.....1:47..... TD McCloud 26-yard run5 plays, 73 yards, 0:58

3rd5:01..... TD Miller 12-yard pass from McCloud11 plays, 80 yards, 5:19

4th.....9:07..... TD Shrader 22-yard run (Fake FG)12 plays, 89 yards, 5:04

4th.....0:31..... TD Dukes 33-yard pass from Rygol4 plays, 50 yards, 1:28

BYU (4TD)

2nd.....6:01..... TD Wilcox 39-yard pass from McCloud8 plays, 86 yards, 3:06

3rd9:44..... TD Cronkrite 1-yard run14 plays, 68 yards, 5:16

4th.....14:57..... TD McCloud 2-yard run4 plays, 23 yards, 0:57

4th.....7:37..... TD Cronkrite 3-yard run9 plays, 78 yards, 3:43

at Navy (1FG)

2nd.....2:43..... FG Shrader 33-yard field goal4 plays, 5 yards, 2:03

SCORING DRIVES 3:00 OR LESS: 17 (14 TD; 3 FG)

SCORING DRIVES 2:00 OR LESS: 13 (11 TD; 2 FG)

SCORING DRIVES 1:00 OR LESS: 6 (6 TD; 0 FG)

LONG DRIVES:

Longest by PLAYS:

14 plays (68 yards, 5:16, TD vs. BYU)

Longest by YARDS:

89 yards (12 plays; 5:04, TD, at UConn)

Longest by TIME:

5:19 (11 plays, 80 yards, TD at UConn)

DEFENSE/SPECIAL TEAMS TOUCHDOWNS: 1

DEFENSIVE SCORING PLAYS

22-yard Fake FG Run - Spencer Shrader at UConn

2019 GAME-BY-GAME TEAM STATISTICS

GAME	FINAL SCORE	QUARTERS					1st DOWNS	RUSHING	PASSING	TOT OFF	PUNTS	PENALTY	3RD	4TH	RED	SACKS	FIELD	POSSESSION TIME							
		1	2	3	4	OT	R-P-PE TOT	NO-YDS-TD	C-A-I YDS TD	YDS	NO-AVG	F-FL	NO-YDS	DNS	DNS	ZONE	NO-YDS	GOALS	1	2	3	4	TOT		
USF	0	0	0	0	0	3-5-1	9	23-26-0	16-33-2	131	0	157	8-44.2	4-1	9-45	3-14	0-2	0-1	3-20	0-1	5:34	6:08	6:27	6:51	25:00
vs. WISCONSIN	49	7	21	14	7	13-9-0	22	43-234-4	19-26-0	199	2	433	5-40.8	1-1	4-40	6-13	1-1	2-3	4-30	0-1	9:26	8:52	8:33	8:09	35:00
USF	10	3	0	0	7	6-4-1	11	30-93-0	16-25-0	169	1	262	7-51.6	4-2	9-95	4-15	2-2	2-3	2-17	1-1	7:25	5:57	9:33	4:30	27:25
at Georgia Tech	14	0	14	0	0	13-2-6	21	49-181-2	14-21-1	76	0	257	6-41.3	2-1	2-20	5-14	0-0	2-2	4-22	0-1	7:35	9:03	5:27	10:30	32:35
USF	55	7	17	17	14	9-9-0	18	40-218-3	18-33-0	241	4	459	7-37.7	0-0	6-51	7-16	0-0	7-8	3-19	2-2	7:20	4:54	5:50	7:13	25:17
vs. SC STATE	16	3	0	6	7	6-13-2	21	45-95-1	18-42-3	283	1	378	5-34.6	5-5	1-5	11-23	1-1	2-4	2-14	1-1	7:40	10:06	9:10	7:47	34:43
USF	21	0	0	7	14	5-13-4	22	33-54-0	21-40-2	288	3	342	8-39.5	1-0	12-134	4-16	1-2	2-3	0-0	0-0	8:44	7:33	7:19	4:36	28:12
vs. SMU	48	14	20	7	7	14-10-7	31	48-245-4	24-29-2	252	3	497	5-35.4	0-0	12-123	9-17	1-1	5-5	10-43	0-0	6:16	7:27	7:41	10:24	31:48
USF	48	7	20	7	14	16-9-0	25	42-313-3	12-22-2	190	4	503	3-42.0	0-0	5-59	6-10	1-1	5-5	5-26	0-0	5:35	5:47	8:45	6:32	26:39
at UConn	22	0	14	0	8	8-9-1	18	37-84-2	18-29-0	209	1	293	6-39.0	2-1	6-38	2-13	3-4	2-3	4-20	0-0	9:25	9:13	6:15	8:28	33:21
USF	27	0	7	7	13	15-2-0	17	44-243-3	7-14-1	72	1	315	5-52.8	1-1	11-105	6-12	0-0	3-3	6-34	0-0	3:17	5:06	9:54	4:13	22:30
vs. BYU	23	3	13	7	0	15-9-2	26	56-218-1	21-33-0	221	1	439	3-46.7	1-1	5-40	12-22	0-3	2-4	0-0	3-4	11:43	9:54	5:06	10:47	37:30
USF	3	0	3	0	0	8-5-0	13	37-150-0	15-30-1	114	0	264	7-41.1	2-0	8-65	7-18	0-1	1-2	0-0	1-2	8:18	7:29	7:27	5:56	29:10
at Navy	35	7	14	0	14	21-1-1	23	59-434-4	1-4-2	23	1	457	3-47.0	2-1	6-45	9-12	0-0	0-0	5-19	0-0	6:42	7:31	7:33	9:04	30:50

USF EXPLOSIVE PLAYS (20+ YARDS)

RUSHING	20-29	30-39	40-49	50-59	60-69	70-79	80-89	90-99	TOTAL
Blake Barnett	1		1						2
Jordan McCloud	1	1							2
Mike Ford		1							1
Kelley Joiner, Jr.				1					1
Jordan Cronkrite	1		1						1
TOTALS	3	2	2	1					8
RECEIVING	20-29	30-39	40-49	50-59	60-69	70-79	80-89	90-99	TOTAL
Mitchell Wilcox	2	1	1	1					5
Johnny Ford	1		1	1					3
Jacob Mathis	3	1							4
Randall St. Felix	1								1
Eddie McDoom		1							1
Bryce Miller	1	1							2
TOTALS	8	4	2	2					16
PASSING	20-29	30-39	40-49	50-59	60-69	70-79	80-89	90-99	TOTAL
Jordan McCloud	2	3	1	2					8
Blake Barnett	3	2	1						6
Kirk Rygol	2								2
TOTALS	7	5	2	2					16

COMBINED EXPLOSIVE PLAYS

Blake Barnett - 8 (6 Passing, 2 Rushing)
 Jordan McCloud - 8 (7 Passing, 1 Rushing)
 Mitchell Wilcox - 5 (5 receiving)
 Johnny Ford - 3 (1 Rushing, 3 Receiving)
 Kirk Rygol - 2 (2 Passing)

USF EXPLOSIVE PLAYS (20+ YARDS)

EXPLOSIVE PLAY BREAKDOWN

USF TOTAL (Run & Pass): 33 (13 RUN, 20 PASS)

OPPONENT TOTAL: 22 (11 RUN, 11 PASS)

USF GAME HIGH: 9 vs. UConn

OPPONENT GAME HIGH: 7 (3 run, 4 pass) vs. SMU

USF

Long Pass: 54, McCloud to Wilcox at Georgia Tech

Long Run: 51, Joiner vs. South Carolina State

Long Punt Return: 34, Sails vs. South Carolina State

Long Kickoff Return: 67, Sanders vs. UConn

Long INT Return: 62, Roberts vs. South Carolina State

OPPONENT

Long Pass: 39, Buechele to Proche, SMU

Long Run: 67 (TD), Malcolm Perry, Navy

Long Def: 16 (TD), FR, Henningsen, Wisconsin

WISCONSIN (0)

GEORGIA TECH (4)

1Q 22.....PASS...Barnett to Randall at G. Tech

3Q 48.....RUNBarnett..... at G. Tech

4Q 20 (TD)...PASS...McCloud to Ford at G. Tech

4Q 54.....PASS...McCloud to Wilcox at G. Tech

SOUTH CAROLINA STATE (7)

1Q 42 (TD)...PASS...McCloud to Ford vs. SC State

2Q 31.....RUNMcCloud vs. SC State

2Q 20 (TD)...PASS...McCloud to Wilcox vs. SC State

2Q 35.....PASS...McCloud to McDoom ... vs. SC State

3Q 32 (TD)...RUNFord..... vs. SC State

4Q 52.....PASS...McCloud to Ford vs. SC State

4Q 20.....PASS...Barnett to Mathis vs. SC State

SMU (7)

1Q 31.....PASS...McCloud to Cronkrite vs. SMU

3Q 43.....PASS...Barnett to Wilcox vs. SMU

3Q 24 (TD)...PASS...Barnett to Mathis vs. SMU

4Q 20.....RUNBarnett..... vs. SMU

4Q 37.....PASS...Barnett to Miller vs. SMU

4Q 30.....PASS...Barnett to Mathis vs. SMU

4Q 20.....PASS...Barnett to Wilcox vs. SMU

UConn (9)

1Q 23.....RUNSands vs. UConn

2Q 31.....PASS...McCloud to Weaver vs. UConn

2Q 37.....PASS...McCloud to Mathis vs. UConn

2Q 21.....RUNMcCloud vs. UConn

2Q 26 (TD)...RUNMcCloud vs. UConn

3Q 28.....RUNJoiner..... vs. UConn

4Q 28.....RUNCronkrite..... vs. UConn

4Q 22 (TD)...RUNShrader..... vs. UConn

4Q 33 (TD)...PASS...Rygol to Dukes..... vs. UConn

BYU (2)

2Q 39 (TD)...PASS...McCloud to Wilcox vs. BYU

4Q 41.....RUNCronkrite..... vs. BYU

NAVY (2)

2Q 20.....RUNMcCloud at Navy

3Q 25.....RUNCronkrite..... at Navy

4Q 28.....PASS...Rygol to Miller at Navy

4Q 24.....PASS...Rygol to Mathis at Navy

EXPLOSIVE PLAYS BY LENGTH

QT	LENGTH	TYPE	PLAYER	OPP
4Q	54	PASS	McCloud to Wilcox	at G. Tech
4Q	52	PASS	McCloud to Ford	vs. SC State
4Q	51	RUN	Joiner	vs. SC State

▲ 50 + YARD PLAYS ▲

3Q	48	RUN	Barnett	at G. Tech
3Q	43	PASS	Barnett to Wilcox	vs. SMU
1Q	42 (TD)	PASS	McCloud to Ford	vs. SC State
2Q	40	IR	Studstill	vs. SMU
2Q	37	PASS	McCloud to Mathis	vs. UConn
4Q	37	PASS	Barnett to Miller	vs. SMU
2Q	35	PASS	McCloud to McDoom	vs. SC State
4Q	33	PASS	Rygol to Dukes	vs. UConn
3Q	32 (TD)	RUN	Ford	vs. SC State
2Q	31	PASS	McCloud to Weaver	vs. UConn
1Q	31	PASS	McCloud to Crinkrite	vs. SMU
1Q	31	RUN	McCloud	vs. SC State
4Q	30	PASS	Barnett to Mathis	vs. SMU
4Q	28	PASS	Rygol to Miller	at Navy
3Q	28	RUN	Joiner	vs. UConn
4Q	28	RUN	Cronkrite	vs. UConn
2Q	26	RUN	McCloud	vs. UConn
3Q	25	RUN	Cronkrite	at Navy
4Q	24	PASS	Rygol to Mathis	at Navy
3Q	24 (TD)	PASS	Barnett to Mathis	vs. SMU
1Q	23	RUN	Sands	vs. UConn
4Q	22	RUN	Shrader	vs. UConn
1Q	22	PASS	Barnett to Randall	at G. Tech
2Q	21	RUN	McCloud	vs. UConn
2Q	20	RUN	McCloud	at Navy
4Q	20	PASS	Barnett to Wilcox	vs. SMU
4Q	20	RUN	Barnett	vs. SMU
4Q	20	PASS	Barnett to Mathis	vs. SC State
2Q	20 (TD)	PASS	McCloud to Wilcox	vs. SC State
4Q	20 (TD)	PASS	McCloud to Ford	at G. Tech

▼ LONG PLAYS FOR TOUCHDOWNS

1Q	42 (TD)	PASS	McCloud to Ford	vs. SC State
2Q	39 (TD)	PASS	McCloud to Wilcox	vs. BYU
4Q	33 (TD)	PASS	Rygol to Dukes	vs. UConn
3Q	32 (TD)	RUN	Ford	vs. SC State
2Q	26 (TD)	RUN	McCloud	vs. UConn
3Q	24 (TD)	PASS	Barnett to Mathis	vs. SMU
4Q	22 (TD)	RUN	Shrader	vs. UConn
2Q	20 (TD)	PASS	McCloud to Wilcox	vs. SC State
4Q	20 (TD)	PASS	McCloud to Ford	at G. Tech

TOTAL 20+ FOR TD: 9

GAME HIGH 20+ FOR TD: 3 vs. SC State & UConn

▼ 30+ YARD SPECIAL TEAMS PLAYS

2Q	67	KR	Sanders	vs. UConn
3Q	34	PR	Sails	vs. SC State

2018 GAME-BY-GAME STATISTICS

GAME-BY-GAME PASSING

#11 BLAKE BARNETT

	COMP	ATT	INT	PCT	YDS	TD	LG	SACK	EFF	TOT:YDS	TD
WISCONSIN	13	30	2	.433	109	0	13	3	60.52	106	0
at Georgia Tech	12	20	0	.600	79	0	22	3	93.18	121	0
SC STATE	2	6	0	.333	24	1	22	0	121.93	24	1
SMU	13	21	0	.619	222	3	43	4	197.85	246	3
at UConn	DNP										

#12 JORDAN MCCLLOUD

	COMP	ATT	INT	PCT	YDS	TD	LG	SACK	EFF
WISCONSIN	3	3	0	100.0	22	0	15	1	161.6
at Georgia Tech	4	5	0	.800	90	1	54	1	297.20
SC STATE	16	27	0	.593	217	3	52	2	163.44
SMU	8	19	2	.421	66	0	43	6	50.23
at UConn	11	21	2	.524	157	3	37	4	143.28
BYU	7	14	1	.500	72	1	39	0	102.49
at Navy	11	23	1	.478	50	0	11	4	57.39

2019 GAME-BY-GAME RUSHING (CARRIES-YARDS-TD)

PLAYER	WIS	@GT	SC STATE	SMU	@UConn	BYU	@Navy	@ECU	TEMPLE	CINC	MEM	@UCF
Jordan Cronkrite, RB	6-9-0	12-16-0	7-21-0	8-30-2	20-148-0	26-158-2	17-76-0					
Jordan McCloud, QB	3-23-0	4-12-0	12-56-2	9-(-3)-0	11-62-1	6-23-1	10-26-0					
Trevon Sands, RB	5-2-0			3-11-0	7-64-1	10-63-0	5-25-0					
Kelley Joiner, WR	1-0-0		12-64-0	2-11-0	3-17-0	2-(-1)-0	4-27-0					
Blake Barnett, QB	7-(-3)-0	8-42-0		8-24-0								
Johnny Ford, RB/WR		3-7-0	3-37-1	2-1-0								
Jah'Quez Evans, QB		3-15-0	2-8-0									
Spencer Shrader, K/P	1-1-0				1-22-1							
Kirk Rygol, QB							1-(-4)-0					

2019 GAME-BY-GAME RECEIVING (CATCHES-YARDS-TD)

PLAYER	WIS	@GT	SC STATE	SMU	@UConn	BYU	@Navy	@ECU	TEMPLE	CINC	MEM	@UCF
Johnny Ford, RB/WR		4-23-1	4-100-1	5-26-0								
Mitchell Wilcox, TE	1-11-0	3-60-0	2-30-2	4-77-1		2-52-1	1-11-0					
Bryce Miller, WR	3-16-0	1-19-0		3-57-1	3-36-2	1-5-0	3-28-0					
Randall St. Felix, WR	3-21-0	3-38-0			1-13-1		4-22-0					
Jacob Mathis, TE			1-20-0	2-54-1	2-43-0	1-4-0	2-34-0					
Jordan Cronkrite, RB	3-23-0				2-13-0		1-4-0					
Eddie McDoom, WR		3-8-0	1-35-0				3-13-0					
Kevin Purlett, WR	1-15-0		2-7-0			1-2-0						
Jernard Phillips, WR	1-12-0	1-7-0	1-1-0									
Xavier Weaver, WR	1-6-0		2-18-0		2-34-0	1-8-0	1-2-0g					
Terrence Horne, Jr., WR		1-14-0	2-9-1									
Kelley Joiner, HB			3-21-0									
DeVontres Dukes, WR	1-13-0											
Trevon Sands, RB	1-13-0					1-1-0						
Sean Atkins, WR	1-1-0											
DeVonte Dukes					1-33-1							

2019 GAME-BY-GAME SACKS

PLAYER	S-AS	TOTAL	WIS	@GT	SC ST	SMU	@UConn	BYU	@Navy	@ECU	TEMPLE	CINC	MEM	@UCF
Greg Reaves	3-0	3.0	1.0-6			-		1.0-3						
Antonio Grier	3-0	3.0					1.0-4	2.0-13						
Dwayne Boyles	2-0	2.0					1.0-6	1.0-10						
Kirk Livingston	2-0	2.0	1.0-7			-		1.0-5						
Patrick Macon	2-0	2.0	1.0-7				1.0-7a							
Rashawn Yates	2-0	2.0		1.0-3				1.0-3						
Tyrik Jones	1-0	1.0		1.0-14										
Bentlee Sanders	1-0	1.0			1.0-6									
Demaurez Bellamy	1-0	1.0			1.0-1									
Brian Norris	1-0	1.0			1.0-12									
Kevin Pinkney	1-0	1.0					1.0-2							
TEAM TOTAL	19-0	19.0	3.0-20	2.0-17	3.0-19	0-0	5.0-25	6.0-34						

GAME-BY-GAME TACKLES

PLAYER	UA-A	TOTAL	WIS	@GT	SC ST	SMU	@UCONN	BYU	@Navy	@ECU	TEM	CINC	MEM	@UCF	--
Patrick Macon	31-24	55	15	5	1	9	5	7	13						
Greg Reaves	26-20	46	4	8	4	6	4	8	12						
Nick Roberts	29-9	36	5	5	5	9	4	8	2						
Devin Studstill	24-13	37	5	8	3	3	7	7	4						
Dwayne Boyles	23-14	37	3	7	4	6	8	7	2						
Mike Hampton	23-4	27	4	1	1	2	8	7	4						
KJ Sails	21-4	25	2	5	2	3	5	4	4						
Bentlee Sanders	19-5	24	4	4	4	-	4	7	1						
Kirk Livingstone	13-9	15	3	5	1	3	3		2						
Antonio Grier	11-10	21	2	2	2	3	7	2	3						
Darius Slade	12-9	21	3	2	4	4	3	3	2						
Vincent Davis	14-6	20	4	1	1	1	2	5	6						
Brian Norris	9-6	15	3	1	3	1	3	1	3						
Demaruez Bellamy	12-3	15	2	1	3	7	2	-	-						
Blake Green	6-8	14	-	3	4	2	3	1	1						
Andrew Mims	8-4	12	1	2	6	2	DNP	1	DNP						
Brock Nichols	7-4	11	1	3	1	2	1	1	2						
Kevin Kegler	7-4	11	1	4	1	1	2		2						
Mekhi LaPointe	7-3	10	5	-	1	2	1	1	DNP						
Rashawn Yates	5-3	8	1	3	2	-	-	1	1						
Kelvin Pinkney	5-3	8	-	-	-	2	1	3	1						
Eugene Bowman	7-0	7	-	1	-	1	2		3						
Jason Vaughn	3-3	6	1	-	1	1	-		3						
Trey Laing	3-3	6	DNP	DNP	5	1	DNP		DNP						
Stacy Kirby	2-3	5	DNP	DNP	DNP	-	1	1	3						
Tyrik Jones	4-1	5	1	3	-	1	DNP	DNP	DNP						
Tyrone Barber	2-3	5	DNP	DNP	1	2	-		2						
Ryan Thaxton	0-3	2	2	DNP	1	DNP	DNP		DNP						
Trevon Sands	2-1	3	2	DNP	DNP	-	1		-						
Darrien Grant	0-2	2	DNP	DNP	2	-	-	-	-						
Bryce Miller	1-1	2	1	-	-	-	-	2							
McArthur Burnett	2-0	2	2	-	-	DNP	DNP		DNP						
Armon Williams	1-1	2	DNP	DNP	2	-	DNP		DNP						
Kelley Joiner	2-0	2	-	DNP	1	1-0	-		-						
Mitch Wilcox	1-0	1	-	1	-	-	-		-						
Jordan Cronkrite	2-0	2	-	-	-	-	1	1							
Jordan McCloud	1-0	1	-	-	-	-	1		1						
Trent Shaw	1-0	1	DNP	DNP	1	-	DNP		DNP						
Zion Roland	1-0	1	-	-	1	-	-		-						
Chris Carter	1-0	1	-	DNP	-	1	-		-						
Andrew Beardall	1-0	1	DNP	DNP	1	DNP	DNP		DNP						
Jabreel Stephens	1-0	1	DNP	DNP	DNP	-	DNP	DNP	1						
Fred Lloyd	0-1	1	DNP	-	-	-	1		-						

GAME-BY-GAME TFL

PLAYER	UA-A	TOTAL	WIS	@GT	SC ST	SMU	@UCONN	BYU	@Navy	@ECU	TEM	CINC	MEM	@UCF	--
Dwayne Boyles	7-3	8.5	-	1.5-3	1.0-2	0.5-2	3.0-9	2.5-14							
Patrick Macon	8-0	8.0	4.0-11	1.0-2	-	1.0-2	1.0-7	1.0-2							
Kirk Livingstone	5-4	7.0	2.0-9	1.5-3	-	1.0-2	1.5-5	1.0-5							
Antonio Grier	4-3	5.5	0.5-0	0.5-1	-	-	2.5-6	2.0-13	1.0-1						
Kevin Kegler	4-1	5.5	1.0-3	2.5-3	-	1.0-1	-								
Greg Reaves	5-1	4.5	2.0-9	0.5-1	-	-	1.0-7	1.0-3							
Rashawn Yates	3-0	3.0	-	2.0-7	-	-	-	1.0-3							
Devin Studstill	2-2	3.5	0.5-1	1.0-2	1.0-2	-	-	0.5-1	0.5-0						
Darius Slade	2-1	2.5	-	0.5-0	2.0-8	-	-								
Bentlee Sanders	2-0	2.0	-	-	1.0-6	-	-	1.0-3							
Kelvin Pinkney	2-0	2.0	-	-	-	-	1.0-2	1.0-2							
Nick Roberts	2-0	2.0	-	-	1.0-4	-	-	1.0-2							
Andrew Mims	2-0	2.0	-	1.0-1	1.0-1	-	DNP								
Vincent Davis	1.0	1.0						1.0-1							
Jason Vaughn	1-0	1.0	-	-	-	1.0-3	-								
Trey Laing	1-0	1.0	DNP	DNP	-	1.0-1	DNP								
Tyrik Jones	1.0	1.0	-	1.0-14	-	-	-								
KJ Sails	1-0	1.0	1.0-1	-	-	-	-								
Demaruez Bellamy	1-0	1.0	-	-	1.0-1	-	-								
Brian Norris	1-0	1.0	-	-	1.0-12	-	-								
Stacy Kirby	0-1	0.5	DNP	DNP	DNP	-	-	-	0.5-1						
Tyrone Barber	0-0.5	0.5	DNP	DNP	-	0.5-1	-								
TEAM		11.0-34	13.0-37	9.0-36	6.0-12	10.0-36	13.0-48	2.0-2							

NCAA/CONFERENCE RANKINGS - TEAM

Statistic	National Rank	Conference Rank	Value	National Leader	Value	Conference Leader	Value
3rd Down Conversion Pct (130 ranked)	91	10	0.366	Ohio St.	0.561	Navy	0.500
3rd Down Conversion Pct Defense (130 ranked)	119	11	0.474	Wisconsin	0.161	UCF	0.280
4th Down Conversion Pct (130 ranked)	67	7	0.500	Appalachian St.	1.000	Navy	0.769
4th Down Conversion Pct Defense (130 ranked)	90	9	0.600	Kansas St.	0.000	Navy	0.333
Blocked Kicks (39 ranked)				4 teams tied		Houston	4
Blocked Kicks Allowed (130 ranked)	109	8	2	58 teams tied		5 teams tied	0
Blocked Punts (11 ranked)				Penn St. Houston	3	Houston	3
Blocked Punts Allowed (126 ranked)	92	9	1	91 teams tied	0	8 teams tied	0
Completion Percentage (130 ranked)	117	11	0.533	Wisconsin	0.770	Memphis	0.701
Defensive TDs (31 ranked)				Missouri	5	Tulane Memphis Cincinnati	2 2 2
Fewest Penalties (130 ranked)	121	9	60	Rice	22	Navy	31
Fewest Penalties Per Game (130 ranked)	122	9	8.57	Rice	3.14	Houston	4.86
Fewest Penalty Yards (130 ranked)	125	10	554	Rice	178	Navy	266
Fewest Penalty Yards Per Game (130 ranked)	126	10	79.14	Rice	25.43	Navy	44.33
First Downs Defense (130 ranked)	110	12	162	TCU	76	Navy	80
First Downs Offense (130 ranked)	121	12	115	UCF	196	UCF	196
Fumbles Lost (130 ranked)	35	1	4	Oregon St.	0	6 teams tied	4
Fumbles Recovered (127 ranked)	3	1	10	UAB Illinois	12	South Fla.	10
Kickoff Return Defense (130 ranked)	30	5	18.47	Ga. Southern	10.75	Memphis	16.57
Kickoff Returns (130 ranked)	38	5	22.83	Virginia	35.67	Memphis	28.05
Net Punting (130 ranked)	97	8	36.73	Kentucky	45.27	Houston	44.42
Passes Had Intercepted (130 ranked)	102	11	8	Kent St. Ga. Southern	0	Navy	3
Passes Intercepted (129 ranked)	21	2	8	San Jose St.	13	Cincinnati	11
Passing Offense (130 ranked)	112	10	172.1	Washington St.	440.7	UCF	341.6
Passing Yards Allowed (130 ranked)	17	2	180.7	Wisconsin	135.4	Memphis	168.7
Passing Yards per Completion (130 ranked)	94	11	11.48	Air Force	23.40	Navy	19.93
Punt Return Defense (130 ranked)	92	10	9.44	FIU	-2.29	Navy	0.80
Punt Returns (130 ranked)	51	6	8.90	FIU	30.86	UCF	12.93
Red Zone Defense (129 ranked)	15	2	0.714	Wisconsin	0.500	Temple	0.533
Red Zone Offense (130 ranked)	84	7	0.800	Notre Dame Iowa LSU	1.000 1.000 1.000	Tulane	0.957
Rushing Defense (130 ranked)	116	12	213.0	Wisconsin	58.4	Navy	96.7
Rushing Offense (130 ranked)	76	9	156.6	Navy	345.0	Navy	345.0
Sacks Allowed (130 ranked)	125	12	4.14	Air Force Boston College	0.43 0.43	Navy	1.00
Scoring Defense (130 ranked)	84	9	29.6	Wisconsin	7.6	Navy	16.2
Scoring Offense (130 ranked)	98	9	23.4	Oklahoma	50.4	UCF SMU	44.3 44.3
Tackles for Loss Allowed (130 ranked)	94	7	6.71	Army West Point	2.86	Tulane Temple	4.43 4.43
Team Passing Efficiency (130 ranked)	105	11	118.34	Oklahoma	215.03	Memphis	179.46
Team Passing Efficiency Defense (130 ranked)	58	9	127.70	Wisconsin	82.28	UCF	104.64
Team Sacks (130 ranked)	32	3	2.71	Pittsburgh	5.14	SMU	4.14
Team Tackles for Loss (130 ranked)	3	2	9.1	Ohio St.	9.4	UCF	9.3
Time of Possession (130 ranked)	125	12	26:19	Wisconsin	38:02	Navy	33:49
Total Defense (130 ranked)	66	9	393.7	Wisconsin	193.9	Navy	282.5
Total Offense (130 ranked)	112	11	328.7	Oklahoma	612.9	UCF	553.9
Turnover Margin (130 ranked)	15	2	0.86	Notre Dame	1.67	Cincinnati	1.29
Turnovers Gained (130 ranked)	2	2	18	Cincinnati	19	Cincinnati	19
Turnovers Lost (130 ranked)	90	9	12	Oregon St.	2	Tulane UCF	9 9
Winning Percentage (128 ranked)	75	8	0.429	10 teams tied	1.000	SMU	1.000

NCAA/CONFERENCE RANKINGS - INDIVIDUAL

Statistic	Player	National Rank	Conference Rank	Value	National Leader	Value	Conference Leader	Value
All Purpose (200 ranked)	Jordan Cronkrite	191	20	77.00	Chuba Hubbard, Oklahoma St.	190.14	Kenny Gainwell, Memphis	181.43
Blocked Kicks (1 ranked)					6 players tied		2 Keith Corbin, Houston	2
Combined Kick Returns (200 ranked)	Bentlee Sanders KJ Sails	20 179	4 18	360 81	Isaiah Rodgers, Massachusetts	834	CJ Sanders, SMU	490
Completion Percentage (106 ranked)	Jordan McCloud	100		9	0.536 Joe Burrow, LSU	0.794	Brady White, Memphis	0.703
Completions Per Game (100 ranked)					Anthony Gordon, Washington St.	35.14	Shane Buechele, SMU	23.14
Field Goal Percentage (107 ranked)					9 players tied	1.000	Dylan Barnas, UCF	0.889
Field Goals Per Game (131 ranked)	Cody Weiss Spencer Shrader	119 121	11 12	0.33 0.29	Keith Duncan, Iowa	2.43	Jake Verity, East Carolina	2.00
Forced Fumbles (91 ranked)					Jake Hansen, Illinois	1.00	Jarell White, Cincinnati	0.43
Fumbles Recovered (54 ranked)	Kirk Livingstone Greg Reaves KJ Sails Vincent Davis Tyrik Jones Darius Slade Devin Studstill	6 6 6 54 54 54 54	2 2 2 8 8 8 8	2 2 2 1 1 1 1	5 players tied		3 Ja'von Hicks, Cincinnati	3
Interceptions Per Game (141 ranked)	Nick Roberts KJ Sails	59 59	4 4	0.3 0.3	Douglas Coleman, Texas Tech	0.9	Ja'von Hicks, Cincinnati	0.6
Kickoff Return TDs (4 ranked)					Savon Scarver, Utah St. Jaylond Adams, Southern Miss. Joe Reed, Virginia	2 2 2	Gabe Rogers, Memphis Marquez Stevenson, Houston CJ Sanders, SMU	1 1 1
Kickoff Returns (74 ranked)	Bentlee Sanders	14	2	27.1	Savon Scarver, Utah St.	43.4	Marquez Stevenson, Houston	27.2
Passes Defended (31 ranked)					Amik Robertson, Louisiana Tech	2.3	Nevelle Clarke, UCF	1.7
Passing Efficiency (106 ranked)	Jordan McCloud	94	8	117.0	Jalen Hurts, Oklahoma	226.1	Brady White, Memphis	183.6
Passing TDs (128 ranked)	Jordan McCloud Blake Barnett	80 128	8 11	8 4	8 Joe Burrow, LSU Anthony Gordon, Washington St.	29 29	Shane Buechele, SMU Brady White, Memphis	18 18
Passing Yards (130 ranked)	Jordan McCloud	128	10	674	Anthony Gordon, Washington St.	2,981	Shane Buechele, SMU	2,122
Passing Yards Per Game (130 ranked)	Jordan McCloud	108	9	96.3	Anthony Gordon, Washington St.	425.9	Shane Buechele, SMU	303.1
Passing Yards per Completion (106 ranked)	Jordan McCloud	86	9	11.23	Jalen Hurts, Oklahoma	18.19	Dillon Gabriel, UCF	16.53
Points Responsible For (198 ranked)	Jordan McCloud	65	9	72	Joe Burrow, LSU	188	Shane Buechele, SMU	122
Points Responsible For Per Game (197 ranked)	Jordan McCloud	69	9	10.3	Joe Burrow, LSU	26.9	Shane Buechele, SMU	17.4
Punt Return TDs (1 ranked)					33 players tied		14 players tied	1
Punt Returns (53 ranked)					Jevon Holland, Oregon	21.7	Otis Anderson, UCF	14.5
Punting (96 ranked)	Trent Schneider	19	2	45.0	Braden Mann, Texas A&M	49.2	Dane Roy, Houston	47.3
Receiving TDs (124 ranked)	Mitchell Wilcox Bryce Miller	61 124	5 13	4 3	4 players tied	10	Gabriel Davis, UCF	10
Receiving Yards (199 ranked)					Omar Bayless, Arkansas St.	993	Gabriel Davis, UCF	833
Receiving Yards Per Game (199 ranked)					Omar Bayless, Arkansas St.	141.9	Gabriel Davis, UCF	119.0
Receptions Per Game (182 ranked)					Devin Duvernay, Texas	8.7	James Proche, SMU	7.7
Rush Yards Per Carry (158 ranked)	Jordan Cronkrite	99	7	4.77	Trey Ragas, Louisiana	8.42	Kenny Gainwell, Memphis	7.35
Rushing TDs (153 ranked)	Jordan McCloud	91	9	4	Chuba Hubbard, Oklahoma St. Jonathan Taylor, Wisconsin	15 15	Malcolm Perry, Navy	14
Rushing Yards (200 ranked)	Jordan Cronkrite	88	8	458	Chuba Hubbard, Oklahoma St.	1,265	Kenny Gainwell, Memphis	830
Rushing Yards Per Game (200 ranked)	Jordan Cronkrite	97	9	65.4	Chuba Hubbard, Oklahoma St.	180.7	Malcolm Perry, Navy	132.0
Sacks (131 ranked)	Antonio Grier Greg Reaves	131 131	14 14	0.43 0.43	Curtis Weaver, Boise St. Chase Young, Ohio St.	1.36 1.36	Kendall Futrell, East Carolina	1.14
Scoring (178 ranked)					Jonathan Taylor, Wisconsin	16.3	Malcolm Perry, Navy	14.0
Solo Tackles (44 ranked)					Evan Weaver, California	8.4	Grant Stuard, Houston	6.3
Tackles For Loss (43 ranked)					DeAngelo Malone, Western Ky.	2.3	Kendall Futrell, East Carolina	1.7
Total Interceptions (40 ranked)	Nick Roberts KJ Sails	40 40	4 4	2 2	Douglas Coleman, Texas Tech	6	Ja'von Hicks, Cincinnati	4
Total Offense (200 ranked)	Jordan McCloud	110	10	123.9	Anthony Gordon, Washington St.	431.1	Shane Buechele, SMU	313.3
Total Points Scored (127 ranked)					Jonathan Taylor, Wisconsin	114	Xavier Jones, SMU Malcolm Perry, Navy	84 84
Total Tackles (477 ranked)	Patrick Macon Greg Reaves Nick Roberts Devin Studstill Dwayne Boyles	71 185 331 367 367	6 13 30 34 34	7.9 6.6 5.4 5.3 5.3	Evan Weaver, California	15.0	Cooper Edmiston, Tulsa	9.3
Total Touchdowns (116 ranked)					Jonathan Taylor, Wisconsin	19	Xavier Jones, SMU Malcolm Perry, Navy	14 14
Yards per Pass Attempt (106 ranked)	Jordan McCloud	101	9	6.02	Jalen Hurts, Oklahoma	13.47	Brady White, Memphis	10.18
Yards per Reception (200 ranked)					Geraud Sanders, Air Force	23.95	Alec Pierce, Cincinnati	20.50

WIDE RECEIVERS/TIGHT ENDS

#5 WR RANDALL ST. FELIX

Receptions..... 7, vs. Elon (9/1/18)
 Receiving Yards..... 165, vs. Marshall (12/20/18)
 Long..... 75, vs. UConn (10/20/18)
 Receiving TD..... 2, vs. Marshall (12/20/18)

#4 WR STANLEY CLERVEAUX

Receptions..... 5, (2X), last vs. Tulane (11/3/18)
 Receiving Yards..... 51, vs. Marshall (12/20/18)
 Long Reception..... 25, vs. Marshall (12/20/18)
 Receiving TDs..... 0

#10 WR KELLEY JOINER

Rushes..... 12, vs. SC State (9/14/19)
 Rushing Yards..... 64, vs. SC State (9/14/19)
 Long Rush..... 51, vs. SC State (9/14/19)
 Rushings TDs..... 0
 Receptions..... 3, vs. SC State (9/14/19)
 Receiving Yards..... 21, vs. SC State (9/14/19)
 Receiving TDs..... 0
 Long Reception..... 15, vs. SC State (9/14/19)

#13 WR EDDIE MCDOOM

Receptions..... 3, 3X last at Navy (10/19/19)
 Receiving Yards..... 35, vs. SC State (9/14/19)
 Long Reception..... 35, vs. SC State (9/14/19)
 Receiving TDs..... 0
 Rushing Yards..... 53, at Michigan State (10/29/16)
 Long Run..... 33, at Michigan State (10/29/16)

#15 WR JERNARD PHILLIPS

Receptions..... 5, vs. Tulane (11/3/18)
 Receiving Yards..... 62, vs. Tulane (11/3/18)
 Long Reception..... 15, (2X), last vs. Tulane (11/3/18)
 Receiving TDs..... 0
 Long Kickoff Return..... 69, vs. UConn (10/20/18)
 Kickoff Return Yards..... 90, vs. UConn (10/20/18)
 Kickoff Return Average..... 45.0, vs. UConn (10/20/18)

#18 WR DEVONTRES DUKES

Receptions..... 2, Illinois (9/15/17)
 Receiving Yards..... 33, at UConn (10/5/19)
 Long..... 33, at UConn (10/5/19)
 Receiving TD..... 1, at UConn (10/5/19)

#19 WR BRYCE MILLER

Receptions..... 3, 4X, last at Navy (10/19/19)
 Receiving Yards..... 57, vs. SMU (9/27/19)
 Long..... 37, vs. SMU (9/27/19)
 Receiving TD..... 2, at UConn (10/5/19)

#20 WR JOHNNY FORD

Rushes..... 16, at Houston (10/27/18)
 Rushing Yards..... 164, vs. UConn (10/20/18)
 Long Rush..... 78, vs. UConn (10/20/18)
 Rushings TDs..... 3, vs. UConn (10/20/18)
 Receptions..... 4, 2X, last vs. SC State (9/14/19)
 Receiving Yards..... 100, vs. SC State (9/14/19)
 Receiving TDs..... 1, 3X, last vs. SC State (9/14/19)
 Long Reception..... 52, vs. SC State (9/14/19)
 Long Kickoff Return..... 32, vs. UConn (10/20/18)
 Kickoff Return Yards..... 50, vs. UConn (10/20/18)
 Kickoff Return Average..... 16.0, vs. UConn (10/20/18)

#38 WR SEAN ATKINS

Receptions..... 1, vs. Wisconsin (8/30/19)
 Receiving Yards..... 1, vs. Wisconsin (8/30/19)
 Long..... 1, vs. Wisconsin (8/30/19)
 Receiving TD..... 0

#80 WR TERRENCE HORNE

Receptions..... 2, 2X, last vs. SC State (9/14/19)
 Receiving Yards..... 14, at Georgia Tech (9/7/19)
 Long..... 14, at Georgia Tech (9/7/19)
 Receiving TD..... 1, 2X, last vs. SC State (9/14/19)
 Long Kickoff Return..... 98, vs. Georgia Tech (9/8/18)
 Kickoff Return Yards..... 264, vs. Georgia Tech (9/8/18)
 Kickoff Return Average..... 52.8, vs. Georgia Tech (9/8/18)
 Kickoff Return Touchdown..... 2, vs. Georgia Tech (9/8/18)

#81 WR KEVIN PURLETT

Receptions..... 2, vs. SC State (9/14/19)
 Receiving Yards..... 15, vs. Wisconsin (8/30/19)
 Long..... 15, vs. Wisconsin (8/30/19)
 Receiving TD..... 0

#84 WR XAVIER WEAVER

Receptions..... 2, 2X, last at UConn (10/5/19)
 Receiving Yards..... 18, vs. SC State (9/14/19)
 Long..... 13, vs. SC State (9/14/19)
 Receiving TD..... 0

#85 TE JACOB MATHIS

Receptions..... 3, at Temple (11/17/18)
 Receiving Yards..... 54, vs. SMU (9/27/19)
 Long..... 24, at Navy (10/19/19)
 Receiving TD..... 1, vs. SMU (9/27/19)

#87 TE FREDERICK LLOYD

Receptions..... 0
 Receiving Yards..... 0
 Long Reception..... 0
 Receiving TDs..... 0

#89 TE MITCHELL WILCOX

Receptions..... 8, at Illinois (9/15/18)
 Receiving Yards..... 109, at Illinois (9/15/18)
 Receiving TDs..... 2, vs. SC State (9/14/19)
 Long Reception..... 54, at Georgia Tech (9/7/19)

QUARTERBACKS

#11 QB BLAKE BARNETT

Completions..... 29, vs. Tulane (11/3/18)
 Attempts..... 49, vs. Tulane (11/3/18)
 Passing Yards..... 411, at Illinois (9/15/18)
 Long Pass..... 75 (TD), vs. UConn (10/20/18)
 Passing TDs..... 3, 2X, last vs. SMU (9/28/19)
 Rushes..... 16, vs. Tulane (11/3/18)
 Rushing Yards..... 86, vs. Georgia Tech (9/8/18)
 Long Rush..... 48, at Georgia Tech (9/7/19)
 Rushing TDs..... 2, (2X), last at Tulsa (10/12/18)
 Total Yards..... 428, at Illinois (9/15/18)

#12 QB JORDAN MCCLLOUD

Completions..... 16, vs. SC State (9/14/19)
 Attempts..... 27, vs. SC State (9/14/19)
 Passing Yards..... 217, vs. SC State (9/14/19)
 Long Pass..... 54, at Georgia Tech (9/7/19)
 Passing TDs..... 3, 2X, last at UConn (10/5/19)
 Rushes..... 12, vs. SC State (9/14/19)
 Rushing Yards..... 62, at UConn (10/5/19)
 Long Rush..... 31, vs. SC State (9/14/19)
 Rushing TDs..... 3, vs. SC State (9/14/19)
 Total Yards..... 275, vs. SC State (9/14/19)

#14 QB JAH'QUEZ EVANS

Completions..... 0
 Attempts..... 0
 Passing Yards..... 0
 Long Pass..... 0

Passing TDs..... 0
 Rushes..... 3, at Georgia Tech (9/7/19)
 Rushing Yards..... 15, at Georgia Tech (9/7/19)
 Long Rush..... 8, at Georgia Tech (9/7/19)
 Rushing TDs..... 0
 Total Yards..... 8, 2X, last vs. SC State (9/14/19)
 Long Kickoff Return..... 26, vs. SMU (9/27/19)
 Kickoff Return Yards..... 64, vs. SMU (9/27/19)
 Kickoff Return Average..... 21.3, vs. SMU (9/27/19)
 Kickoff Return Touchdown..... 0

#17 QB KIRK RYGOL

Completions..... 4, at Navy (10/19/19)
 Attempts..... 7, at Navy (10/19/19)
 Passing Yards..... 64, at Navy (10/19/19)
 Long Pass..... 33, at UConn (10/5/19)
 Passing TDs..... 0

RUNNING BACKS

#2 RB JORDAN CRONKRITE

Rushes..... 26, vs. BYU (10/12/19)
 Rushing Yards..... 302, at UMass (10/6/18)
 Long Rush..... 80, vs. ECU (9/22/18)
 Rushings TDs..... 3, at UMass (10/6/18)
 Receptions..... 5, at Tennessee (9/24/16)
 Receiving Yards..... 49, at South Carolina (11/14/15)
 Long Reception..... 41, at South Carolina (11/14/15)
 Receiving Touchdowns..... 1, 2X, last at Tennessee (9/24/16)

#28 RB TREVON SANDS

Rushes..... 10, vs. BYU (10/12/19)
 Rushing Yards..... 63, vs. BYU (10/12/19)
 Long..... 23, at UConn (10/5/19)
 Rushing TD..... 1, at UConn (10/5/19)
 Receptions..... 1, 3X, last vs. BYU (10/12/19)
 Receiving Yards..... 13, vs. Wisconsin (8/30/19)
 Long Reception..... 13, vs. Wisconsin (8/30/19)
 Receiving TD..... 0

SPECIALISTS

#24 K COBY WEISS

Field Goals..... 3, at UMass (10/6/18)
 Long Field Goal..... 39, vs. Austin Peay (10/14/17)
 Points..... 16, at UMass (10/6/18)
 FG Streak..... 6, (2018)

#32 P SPENCER SHRADER

Punts..... 3, at UConn (10/5/19)
 Yards..... 126, at UConn (10/5/19)
 Avg..... 42.0, at UConn (10/5/19)
 Long..... 51, at UConn (10/5/19)
 Inside 20..... 0
 Field Goals..... 1, 2X, last at Navy (10/19/19)
 Long Field Goal..... 34, vs. SC State (9/14/19)

#39 P TRENT SCHNEIDER

Punts..... 10, at Cincinnati (11/10/18)
 Yards..... 443, vs. ECU (9/22/18)
 Avg..... 52.8, vs. BYU (10/12/19)
 Long..... 72, vs. ECU (9/22/18)
 Inside 20..... 3, vs. SC State (9/14/19)
 Tackles..... 1, vs. SC State (9/14/19)

#48 LS ANDREW BEARDALL

Tackles..... 1, vs. SC State (9/14/19)
 FR..... -
 FF..... -

DEFENSIVE BACKS

#2 DB NICK ROBERTS

Tackles.....10, (2X), last vs. UConn (10/20/18)
 TFL.....1.0, 3X, last vs. BYU (10/12/19)
 Sacks.....0
 INT.....1, (5X), last at Navy (10/19/19)
 PBU.....1, 3X, last at Georgia Tech (9/7/19)
 FF.....1, at Georgia Tech (9/7/19)

#3 DB VINCENT DAVIS

Tackles.....6, at Navy (10/19/19)
 TFL.....0.5, at UMass (10/6/18)
 Sacks.....0
 INT.....1, vs. SC State (9/14/19)
 PBU.....1, at Illinois (9/15/18)
 FF.....2, at UMass (10/6/18)
 FR.....1, at UMass (10/6/18)

#7 DB MIKE HAMPTON

Tackles.....8, at UConn (10/5/19)
 TFL.....1, (2X), last at Houston (10/27/18)
 Sacks.....1.0, vs. UConn (10/20/18)
 INT.....1, 2X, last at UMass (10/6/18)
 PBU.....4, vs. ECU (9/22/18)

#8 DB DEVIN STUDSTILL

Tackles.....8, at Georgia Tech (9/7/19)
 TFL.....1, 3X last vs. SC State (9/14/19)
 Sacks.....-
 INT.....1, 2X, last vs. SMU (9/27/19)
 FR.....1, vs. SC State (9/14/19)

#9 DB KJ SAILS

Tackles.....6, at Pitt (*17) & vs. Virginia (*17)
 TFL.....1, 2X, last vs. Wisconsin (8/30/19)
 Sacks.....-
 INT.....1, 2X, last at Navy (10/19/19)
 FR.....1, 2X, last vs. SC State (9/14/19)
 PBU.....1, 3X, last vs. BYU (10/12/19)
 Long Punt Return.....34, vs. SC State (9/14/19)
 Punt Return Yards.....39, vs. SC State (9/14/19)
 Punt Return Average.....19.5, vs. SC State (9/14/19)

#16 DB BROCK NICHOLS

Tackles.....3, at Georgia Tech (9/7/19)
 TFL.....0
 Sacks.....0
 INT.....1, vs. SC State (9/14/19)
 FR.....0

#20 S BENTLEE SANDERS

Tackles.....10, vs. Elon (9/1/18)
 TFL.....1, 2X, last vs. BYU (10/12/19)
 Sacks.....1, vs. SC State (9/14/19)
 INT.....0
 FF.....1, 2X, last vs. SC State (9/14/19)
 Kickoff Return Yards.....151, at Houston (10/27/18)
 Kickoff Return Long.....67, at UConn (10/5/19)
 Kickoff Return Average.....46.0, 2X, last at UConn (10/5/19)

#21 DB MCARTHUR BURNETT

Tackles.....2, vs. Wisconsin (8/30/19)
 TFL.....-
 Sacks.....-
 INT.....-
 PBU.....-

#22 DB MEKHI LaPOINTE

Tackles.....11, vs. UConn (10/20/18)
 TFL.....2.0, at Tulsa (10/12/18)
 Sacks.....0
 INT.....1, at Houston (10/27/18)
 PBU.....1, 2X, last vs. SC State (9/14/19)

#25 DB EUGENE BOWMAN

Tackles.....3, at Navy (10/19/19)
 TFL.....0
 Sacks.....0

DEFENSIVE LINE

#4 DE GREG REAVES

Tackles.....14, vs. Marshall (12/20/18)
 Sacks.....1, 7X, last vs. BYU (10/12/19)
 TFL.....2.5, 2X, last vs. Tulsa (11/16/17)
 INT.....0
 FF.....1, vs. SC State (9/14/19)
 FR.....1, 2X, last at Navy (10/19/19)
 PBU.....1, 2X, last at Georgia Tech (9/7/19)

#6 DE KIRK LIVINGSTONE

Tackles.....7, (2X), last at Illinois (9/15/18)
 Sacks.....1.0, 8X, last vs. BYU (10/12/19)
 TFL.....2.5, (2X), last vs. Elon (9/1/18)
 FF.....1, vs. Elon (9/1/18)
 FR.....1, at UConn (10/5/19)
 PBU.....1, (2X), last at Temple (11/17/18)

#40 DE JASON VAUGHN

Tackles.....3, at Navy (10/19/19)
 TFL.....1, vs. SMU (9/28/19)
 Sacks.....-

#42 DE DARIUS SLADE

Tackles.....4, 2X, last vs. SMU (9/28/19)
 TFL.....2, 2X, last vs. SC State (9/14/19)
 Sacks.....2, vs. UTSA (9/1/18)
 INT.....-
 FR.....1, at Georgia Tech (9/7/19)

#46 DE RYAN THAXTON

Tackles.....3, vs. Wisconsin (8/30/19)
 TFL.....-
 Sacks.....-
 FR.....-
 FF.....-

#56 DE TYRIK JONES

Tackles.....3, at Georgia Tech (9/7/19)
 TFL.....1, at Georgia Tech (9/7/19)
 Sacks.....1, at Georgia Tech (9/7/19)
 FR.....1, vs. SC State (9/14/19)

#90 DT KEVIN KEGLER

Tackles.....6, at Tulsa (10/12/18)
 TFL.....2.5, at Georgia Tech (9/7/19)
 Sacks.....1.5, at Illinois (9/15/18)
 INT.....0
 FR.....0

#91 DT RASHAWN YATES

Tackles.....3, at Georgia Tech (9/7/19)
 Sacks.....1.0, (4X), last vs. BYU (10/12/19)
 TFL.....2, at Georgia Tech (9/7/19)
 INT.....0

#93 DT TYRONE BARBER

Tackles.....4, (3X) last vs. UConn (10/20/18)
 Sacks.....1.0, (2X), last at Tulsa (10/12/18)
 TFL.....1.0, (2X), last at Tulsa (10/12/18)
 INT.....0
 FR.....0

#96 DT KELVIN PINKNEY

Tackles.....6, at San Jose State (8/26/17)
 Sacks.....1.0, (3X), last at UConn (10/5/19)
 TFL.....1.0, (5X), last vs. BYU (10/12/19)
 INT.....0
 FR.....0

Blocked Kick.....1 (PAT), at San Jose State (9/26/17)

#98 DT BLAKE GREEN

Tackles.....4, vs. SC State (9/14/19)
 Sacks.....0
 INT.....0
 FR.....0

LINEBACKERS

#11 LB DWAYNE BOYLES, JR.

Tackles.....10, vs. Tulane (11/3/18)
 Sack.....1, vs. BYU (10/12/19)
 TFL.....3.0, at UConn (10/5/19)
 INT.....0
 PBU.....1, 2X, last vs. SC State (9/14/19)
 FR.....1, vs. Tulane (11/3/18)

#29 LB BRIAN NORRIS

Tackles.....3, 4X, last at Navy (10/19/19)
 TFL.....1, vs. SC State (9/14/19)
 Sacks.....1, vs. SC State (9/14/19)
 FR.....-
 FF.....1, vs. SC State (9/14/19)
 INT.....-

#41 LB DEMARUEZ BELLAMY

Tackles.....7, vs. SMU (9/28/19)
 TFL.....-
 Sacks.....-
 FR.....-
 FF.....1, at UConn (10/5/19)
 INT.....-

#44 LB ANTONIO GRIER, JR.

Tackles.....7, at UConn (10/5/19)
 Sacks.....2, vs. BYU (10/12/19)
 TFL.....2.5, at UConn (10/5/19)
 INT.....0
 FR.....1, at UMass (10/6/18)

#54 LB NICO SAWTELLE

Tackles.....13, at Illinois (9/15/18)
 TFL.....2.5, vs. Elon (9/1/18)
 Sacks.....1.0, 3X, last at Illinois (9/15/18)
 FR.....1, 3X, last vs. Georgia Tech (9/8/18)
 INT.....1, 2X, last vs. Georgia Tech (9/8/18)

#55 LB PATRICK MACON

Tackles.....15, vs. Wisconsin (8/30/19)
 TFL.....4.0, vs. Wisconsin (8/30/19)
 Sacks.....1.0, vs. Wisconsin (8/30/19)
 FR.....-
 FF.....1, vs. Wisconsin (8/30/19)
 INT.....-

#58 LB TREY LAING

Tackles.....5, vs. SC State (9/14/19)
 TFL.....1, vs. SMU (9/28/19)
 Sacks.....0
 FR.....0
 FF.....0
 INT.....0

#59 LB ANDREW MIMS

Tackles.....6, vs. SC State (9/14/19)
 TFL.....1, 2X, last vs. SC State (9/14/19)
 FF.....1, vs. SC State (9/14/19)
 INT.....-
 FR.....-

THE LAST TIME - INDIVIDUAL

	USF	OPPONENT
RUSHING		
Rushed at least 25 times:	Jordan Cronkrite (26), vs. BYU, 10/12/19	R. Armstead (26), at Temple, 11/17/18
Rushed at least 30 times:	Marlon Mack (31), vs. UConn, 9/19/14	D. Brewer (34), vs. Tulsa, 11/16/17
Rushed for 100 yards:	Jordan Cronkrite (158), vs. BYU, 10/12/19	Malcolm Perry (190), at Navy (10/19/10)
Multiple players rushed for 100 yards:	Johnny Ford (164), Jordan Cronkrite (103) vs. UConn, 10/20/18	Darius Bradwell (135), Corey Dauphine (121) vs. Tulane, 11/3/18
Rushed for 150 yards:	Jordan Cronkrite (158), vs. BYU, 10/12/19	Malcolm Perry (190), at Navy (10/19/10)
Rushed for 200 yards:	Quinton Flowers (210), at Memphis, 11/12/16	R. Armstead (210), at Temple, 10/21/16
Rushed for 300 yards:	Jordan Cronkrite (302), at UMass, 10/6/18	
USF player rushed for 200 yards in consecutive games	Dyral McMillan (258) vs. New Haven, 11/6/99; (221) vs. Hofstra, 11/13/99	
Scored on a run of 50 yards or more:	Jordan Cronkrite (66) at Tulsa, 10/12/18	Jamale Carothers (58), at Navy (10/19/10)
Scored on a run of 70 yards or more:	Jordan Cronkrite (77, 76), at UMass 10/6/18	Darius Bradwell (73), vs. Tulane, 11/3/18
PASSING		
Player attempted 60+ passes:	Marquel Blackwell (61), at Memphis, 9/22/01	Troy Mitchell (66), vs. Western Carolina, 8/30/14
Player attempted 50-59 passes:	Matt Grothe (54), vs. Cincinnati, 11/3/07	Nic Shimonek (59), vs. Texas Tech, 12/23/17
Player attempted 40-49 passes:	Blake Barnett (49), vs. Tulane, 11/3/18	D'Eriq King (41), at Houston, 10/27/18
Player completed 30-39 passes:	B.J. Daniels (31), vs. Cincinnati, 10/22/11	Nic Shimonek (32), vs. Texas Tech, 12/23/17
Player completed 25-29 passes:	Blake Barnett (29), vs. Tulane, 11/3/18	D'Eriq King (28), at Houston, 10/27/18
Player passed for more than 400 yards:	Blake Barnett (411), at Illinois, 9/15/18	D'Eriq King (419), at Houston, 10/27/18
Player passed for more than 300 yards:	Blake Barnett (322), vs. Tulane, 11/3/18	Mckenzie Milton (373), at UCF 11/24/17
Player threw five touchdowns:	Marquel Blackwell (5), at East Carolina, 10/19/02	D'Eriq King (5), at Houston, 10/27/18
Player threw four touchdowns:	Quinton Flowers (4), vs. Texas Tech, 12/23/17	Mckenzie Milton (4), at UCF, 11/24/17
Player threw three touchdowns:	Jordan McCloud (3), at UConn 10/5/19	Shane Buechele (3), vs. SMU, 9/28/19
Player threw a TD of 70 yards or more:	Chris Oladokun-Ryeshene Bronson (72), at Cincinnati, 11/10/18	T. Marshall to C. Lynch (81), vs. Georgia Tech, 9/8/18
Player threw a TD of 60-70 yards or more:	Blake Barnett-Darnell Salomon (66), vs. ECU, 9/22/18	
Player threw a TD of 50-60 yards or more:	Quinton Flowers-T. McCants (54), vs. Stony Brook, 9/2/17	D'Eriq King-Jeremy Singleton (52), at Houston, 10/27/18
RECEIVING		
Player caught 10 passes:	Tyre McCants (10), vs. Georgia Tech, 9/8/18	Andy Isabella (13), at UMass, 10/6/18
Player had 100 receiving yards:	Johnny Ford (100), vs. SC State, 9/14/19	De'Montez Burroughs (108), vs. SC State, 9/14/19
USF player with three straight 100-yard games:	Andre Davis (113), vs. SMU, 11/26/13; (110) vs. Memphis, 11/16/13; (134), vs. Houston, 10/31/13	
TOTAL OFFENSE		
Player had 600-plus yards:	Quinton Flowers (605), at UCF, 11/24/17	
Player had 400-600 yards:	Blake Barnett (428), at Illinois, 9/15/18	D'Eriq King (553), at Houston, 10/27/18
QB Had 100+ yards RUSHING & 400+ PASSING:	Quinton Flowers, 102 rush, 503 pass, at UCF, 11/24/17	D'Eriq King, 134 rush, 419 pass, at Houston, 10/27/18
QB had 100+ yards RUSHING & 200-400 PASSING:	Quinton Flowers, 106 rush, 311 pass, vs. Texas Tech, 12/23/17	Will Worth, 129 rush, 299 pass, vs. Navy, 10/28/16
DEFENSE		
Player intercepted three or more passes:	J.R. Reed (3), at Memphis, 11/29/03	Bobby McCain (3), vs. Memphis, 11/16/13
Player intercepted two or more passes:	Deatrick Nichols (2), vs. Temple, 9/21/17	Rodney Clemons (2), vs. SMU, 9/28/19
Player recovered two or more fumbles:	Greg Reaves (2), vs. SC State, 9/14/19	Jacob Martin (2), vs. Temple, 9/21/17
Player recorded four or more sacks:	George Selvie (4), vs. Elon, 9/1/07	Never
Player recorded three sacks:	Deadrin Senat (3), vs. Texas Tech, 12/23/17	Stephen Tulloch (3), vs. NC State, 12/31/05
Player recorded 15 or more tackles:	Patrick Macon (15), vs. Wisconsin, 8/30/19	D. Spencer (15), at UCF, 11/26/15
Player returned an interception for a touchdown:	Auggie Sanchez (65), vs. Cincinnati, 10/14/17	Austin McDaniel (46), at Tulsa, 10/18/14
Player returned a fumble for a touchdown:	Vincent Davis (12), at UMass, 10/6/18	Matt Henningsen (16 yds), vs. Wisconsin, 8/30/19
Player recorded 4.0 tackles for loss or more:	Patrick Macon (4), vs. Wisconsin, 8/30/19	Juwuan Johnson (4.0), vs. Northern Illinois, 9/10/16
PUNTING		
Player recorded four 50-yard punts:	Trent Schneider (4), vs. UCF, 11/23/18	Dane Roy (4), vs. Houston, 10/28/17
Player recorded a 60-yard punt:	Trent Schneider (61), vs. BYU, 10/12/19	Mac Loudermilk (66), vs. UCF, 11/23/18
Player recorded two 60-yard punts:	Trent Schneider (72 & 67), vs. ECU, 9/22/18	NEVER
SCORING		
Player scored at least four touchdowns:	Marlon Mack (4), vs. Western Carolina, 8/30/14	Jonathan Taylor (4, 2 rush, 2 rec), vs. Wisconsin, 8/30/19
Player scored at least three touchdowns:	Johnny Ford (3), vs. UConn, 10/20/18	Jonathan Taylor (4, 2 rush, 2 rec), vs. Wisconsin, 8/30/19
Player caught at least two touchdown passes:	Bryce Miller (2), at UConn 10/5/19	Jonathan Taylor (2), vs. Wisconsin, 8/30/19
Player rushed for at least three touchdowns:	Johnny Ford (3), vs. UConn, 10/20/18	Greg McCrae (3), vs. UCF, 11/23/18
Player kicked (made) four+ field goals:	Emilio Nadelman (4), vs. Cincinnati, 10/14/17	Chase McLaughlin (4), at Illinois, 9/15/18
Player kicked (made) three field goals:	Coby Weiss (3), at UMass, 10/6/18	Jake Olroyd, vs. BYU, 10/12/19
Player returned a kickoff for a touchdown:	Terrence Home (98, 97), vs. Georgia Tech, 9/8/18	Mike Hughes (95), at UCF, 11/24/17
Player returned a punt for a touchdown:	D'Ernest Johnson (83), at Syracuse, 9/17/16	Isaiah Wright (73), at Temple, 11/17/18
Player returned an interception for a touchdown:	Auggie Sanchez (43), at ECU 9/30/17	Austin McDaniel (46), at Tulsa, 10/18/14
Player returned a fumble for a touchdown:	Vincent Davis (12), at UMass, 10/6/18	Matt Henningsen (16 yds), vs. Wisconsin, 8/30/19
Player returned a fumble in the end zone for a touchdown:	Jake Sims, vs. Rutgers, 11/3/10	Jimmy Gaines, vs. Miami, 9/28/13
Player returned (or recovered) a blocked punt for a touchdown:	Andre Davis (11), vs. Florida A&M, 9/17/11	A. Contressa, vs. Stony Brook, 9/2/17
Player returned a blocked field goal attempt for a touchdown:	Nate Godwin (75), vs. Cincinnati, 10/5/13	Rod Davis (61), vs. Southern Miss, 10/25/03
Player scored on a two-point conversion attempt:	Randall St. Felix from Blake Barnett, at Illinois, 9/15/18	Mike Dudek, pass from Jeff George Jr., Illinois, 9/15/17
Player kicked a game-winning field goal	Coby Weiss at Tulsa, 10/12/18 (22 yards with :02 remaining)	

THE LAST TIME - TEAM

	USF	OPPONENT
	RUSHING	
Team had 400-499 yards:	432, vs. Tulane, 11/3/18	434, at Navy (10/19/10)
Team had 300-399 yards:	313, at UConn 10/5/19	391, vs. UCF, 11/23/18
Team had 200-299 yards:	243, vs. BYU, 10/12/19	218, vs. BYU, 10/12/19
Had 51-100 yards:	54, vs. SMU, 9/28/19	84, at UConn 10/5/19
Had less than 50 yards:	26, vs. Wisconsin, 8/30/19	-4, Temple, 9/21/17
Team had 70 or more attempts:	81, at Houston, 10/27/18	89, at Houston, 10/27/18
Team had 60 or more attempts:	63, Temple, 9/21/17	69, at Navy, 10/31/15
Team had 50-59 attempts:	55, at Tulane, 10/28/17	59, at Navy (10/19/10)
Team had fewer than 25 attempts:	23, vs. Wisconsin, 8/30/19	15, Illinois, 9/15/17
Team had five or more rushing touchdowns:	5, at UMass 10/6/18	5, vs. Marshall, 12/20/18
Team had at least three rushing touchdowns:	3, vs. BYU, 10/12/19	4, at Navy (10/19/10)
Team had 0 rushing touchdowns:	vs. SMU, 9/28/19	Temple, 9/21/17
	PASSING	
Had 500+ yards passing:	503, at UCF, 11/24/17	
Had 400-499 yards passing:	411, at Illinois, 9/15/18	419, at Houston, 10/27/18
Had 300-399 yards passing:	322, vs. Tulane, 11/3/18	373, at UCF, 11/24/17
Had less than 100 yards passing:	72, vs. BYU, 10/12/19	76, at Georgia Tech, 9/7/19
Team had less than 50 yards passing:	Never, (record-low 60 vs. James Madison, 9/16/00)	23, at Navy (10/19/10)
Had 50 or more attempts:	50, vs. Ball State, 9/10/11	52, at UMass 10/6/18
Had 40-49 attempts:	42, at UConn 10/5/19	42, vs. SC State, 9/14/19
Had less than 20 attempts:	14, vs. BYU, 10/12/19	11, vs. Tulane, 11/3/18
Had less than 10 attempts:	Never (record-low 10 vs. Louisville, 9/24/05)	4, at Navy (10/19/10)
Had 30 or more completions:	31, vs. Cincinnati, 10/22/11	33, at UMass 10/6/18
Had less than 10 completions:	7, vs. BYU, 10/12/19	6, at Tulsa, 10/12/18
Team had less than five completions:	3, at Louisville, 10/22/04	1, at Navy (10/19/10)
Had five touchdown passes:	vs. Cincinnati, 11/20/15	at Houston, 10/27/18
Had four touchdown passes:	at UConn 10/5/19	at UCF, 11/24/17
Had zero touchdown passes:	vs. Wisconsin, 8/30/19	at Georgia Tech, 9/7/19
Had five passes intercepted:	vs. UAB, 11/22/03	at Syracuse, 10/3/09
Had four passes intercepted:	vs. Memphis, 11/16/13	Temple, 9/21/17
Had three passes intercepted:	vs. Pittsburgh, 12/1/12	vs. SC State, 9/14/19
Did not throw an interception:	vs. SC State, 9/14/19	vs. BYU, 10/12/19
	TOTAL OFFENSE	
Had 700 or more yards:	745, vs. Florida A&M, 9/17/11	Never
Had 600 or more yards:	611, vs. UConn, 10/20/18	684, at Houston, 10/27/18
Had 500 or more yards:	503, at UConn 10/5/19	503, vs. Marshall, 12/20/18
Had 200 yards or less:	157, vs. Wisconsin, 8/30/19	182, Florida A&M, 9/5/15
Had 100 yards or less:	Never	85, vs. Temple 9/21/17
Ran 100 or more plays:	101, at San Jose State, 8/26/17	
Ran 90 or more plays:	94, vs. Texas Tech 12/23/17	96, vs. ECU, 9/22/18
Ran 85 or more plays:	87, at Tulsa, 10/12/18	87, vs. SC State, 9/14/19
Ran 55 or fewer plays:	55, at Georgia Tech, 9/7/19	55, Illinois, 9/15/17
	SCORING	
Scored 80 or more points:	80, vs. Kentucky Wesleyan, 9/6/97	Never
Scored 70-79 points:	70, vs. Florida A&M, 9/17/11	Never
Scored 60-69 points:	61, at ECU 9/30/17 (Road game Record)	Never
Scored 50-59 points:	55, vs. SC State, 9/14/19	57, at Houston, 10/27/18
Scored 40-49 points:	48, at UConn 10/5/19	48, vs. SMU, 9/28/19
Scored less than 10 points:	3, at Navy (10/19/10)	3, Cincinnati, 10/14/17
Failed to score points:	0, vs. Wisconsin, 8/30/19	0, Charleston Southern, 9/19/09
Won by 45 points or more:	48, vs. Florida A&M, 9/5/15	49, vs. Wisconsin, 8/30/19
Won by 30-44 points:	39, vs. SC State, 9/14/19	32, at Navy (10/19/10)
Won by 20-29 points:	26, at UConn 10/5/19	27, vs. SMU, 9/28/19
Scored on the first drive of the game:	TD, at Temple, 11/17/18	TD, vs. Wisconsin, 8/30/19
Scoring drive of 15 or more plays:	15 (TD), at Houston, 10/27/18	15 (TD), at UConn 10/5/19
Recorded a safety:	at Houston, 10/27/18	at Temple, 10/21/16
Scored on a blocked field goal attempt:	Nate Godwin (75), vs. Cincinnati, 10/5/13	A. Contressa, Stony Brook, 9/2/17
Scored on a blocked PAT attempt:	(Never)	Nate Hobbs, Illinois, 9/15/17
Scored a 2-point conversion:	at Illinois (Barnett to St. Felix pass), 9/15/18	Illinois, 9/15/17

THE LAST TIME - TEAM

	USF	OPPONENT
	TURNOVERS	
Team lost five or more turnovers:	at Temple, 11/17/18	(8) vs. SC State, 9/14/19
Team lost four turnovers:	vs. UConn, 10/15/16	(6) vs. Temple, 9/21/17
Team lost three fumbles:	at Temple, 11/17/18	vs. S.C. (Birmingham Bowl), 12/29/16
Threw four or more interceptions:	4, vs. Memphis, 11/16/13	(4) vs. Temple, 9/21/17
Team did not commit a turnover:	vs. SC State, 9/14/19	vs. Marshall, 12/20/18
Team recovered an on-side kick:	at Pittsburgh, 9/8/01	vs. UCF, 11/26/16
Lost a game and did not commit a turnover:	at Cincinnati, 11/10/18	vs. Tulsa, 11/16/17
	DEFENSE	
Team recorded seven sacks:	vs. UConn, 10/15/11	10, vs. SMU, 9/28/19
Team recorded six sacks:	vs. BYU, 10/12/19	vs. ECU, 9/22/18
Team recorded five sacks:	at UConn 10/5/19	at Navy (10/19/10)
Team recorded 10 or more tackles for loss	13.0, vs. BYU, 10/12/19	10.0, vs. SC State, 9/14/19
Team recorded five or more pass break-ups:	5, vs. SC State, 9/14/19	5, at Navy, (10/19/10)
	SPECIAL TEAMS	
Returned a punt for a touchdown:	at Syracuse, 9/17/16	at Temple, 11/17/18
Returned a blocked punt for a touchdown:	vs. Florida A&M, 9/17/11	vs. Stony Brook, 9/2/17
Returned a kickoff for a touchdown:	(2) vs. Georgia Tech, 9/8/18	vs. West Virginia, 12/1/11
Blocked a punt:	vs. Florida State, 9/29/12	vs. Tulsa, 11/16/17
Punted 10 or more times:	10, at Cincinnati, 11/10/18	10, Temple, 9/21/17
Did not record a punt:	vs. Charleston Southern, 9/19/09	at Pittsburgh, 10/24/09
Blocked a field goal:	vs. Tulane, 11/3/18	at Tulane, 10/21/17
Blocked a PAT:	vs. UConn, 10/20/18	at Cincinnati, 11/10/18
Team recovered an on-side kick:	at Pittsburgh, 9/8/01	vs. UCF, 11/26/16
Made five or more field goals:	5, vs. Temple, 9/21/17	Never
Made four or more field goals:	4, vs. Cincinnati, 10/14/17	4, at Illinois, 9/15/18
	MISCELLANEOUS	
Had 30 or more first downs:	31, at Illinois, 9/15/18	31, vs. SMU, 9/28/19
Had 10 or fewer first downs:	9, vs. Wisconsin, 8/30/19	6, Temple, 9/21/17
Had 15 or more penalties:	16, Illinois, 9/15/17	15, Illinois, 9/15/17
Had no penalties:	Never	Never
Had 100 or more penalty yards:	105, vs. BYU, 10/12/19	123, vs. SMU, 9/28/19
Had less than 25 penalty yards:	21, at Cincinnati, 10/1/16	5, vs. SC State, 9/14/19
Had 35 minutes or more of possession time:	38:17, Illinois, 9/15/17	37:30, vs. BYU, 10/12/19



SCORING BY QUARTERS

	1	2	3	4	OT	F
WISCONSIN	7	21	14	7	-	49
USF	0	0	0	0	-	0

Attendance: 46,704 Time: 3:09

First Quarter

WISC - Taylor 37-yd run (Larsh kick), 10:48
Drive: 8 plays, 77 yards (4:12)
(Wisconsin 7, USF 0)

Second Quarter

WISC - Henningsen 16-yd fumble recovery, (Larsh kick), 12:58
(Wisconsin 14, USF 0)

WISC - Taylor 36-yd pass from Coan (Larsh kick), 10:37
Drive: 4 plays, 55 yards (1:30)
(Wisconsin 21, USF 0)

WISC - Taylor 12-yd pass from Coan (Larsh kick), 00:02
Drive: 11 plays, 80 yards (5:10)
(Wisconsin 28, USF 0)

Third Quarter

WISC - Taylor 38-yd run (Larsh kick), 13:00
Drive: 3 plays, 69 yards (1:19)
(Wisconsin 35, USF 0)

WISC - Watson 27-yd run (Larsh kick), 3:06
Drive: 4 plays, 40 yards (1:31)
(Wisconsin 42, USF 0)

Fourth Quarter

WISC - Shaw 15-yd run (Larsh kick), 7:28
Drive: 3 plays, 32 yards (1:32)
(Wisconsin 49, USF 0)

Team Statistics	WISC	USF
First Downs	22	9
Rushes-Yards	43-234	23-26
Passing Yards	199	131
Comp-Att-Int	19-26-0	16-33-2
Total Yards	433	157
Punts-Avg.	5-48.0	8-44.2
Punt Returns	4-62	1-17
Kickoff Returns	1-23	4-68
Interception Returns	2-10	0-0
Penalties-Yards	4-40	9-45
Fumbles-Lost	1-1	4-1
Sacks By	4-30	3-20
3rd Down Conversions	6-13	3-14
4th Down Conversions	1-1	0-2
Time of Possession	35:00	25:00

GAME 1: NO. 19/17 WISCONSIN 49, USF 0

RAYMOND JAMES STADIUM • TAMPA, FLA.

AUG. 30, 2019 • 7 P.M. • ESPN

WISCONSIN 1-0 • USF 0-1

TAMPA - Senior transfer Patrick Macon had a monster USF debut with 15 tackles, 4.0 tackles for loss, a sack and forced fumble, but the Bulls fell, 49-0, to No. 19/17 Wisconsin on Friday night.

USF's season-opening crowd of 46,704 at Raymond James Stadium saw the senior middle linebacker from Memphis, Tenn., post the most tackles in a game for the Bulls since DeDe Latimore's 18 stops against Rutgers in 2013.

Macon, who made 10 solo tackles, was one of four upperclassman transfers who started on defense. Junior cornerback KJ Sails recovered Macon's forced fumble, totaled two tackles and had a 17-yard punt return after becoming eligible this week. Senior Devin Studstill started at strong safety and tied for second on the team with five tackles in his first game with the Bulls since transferring from Notre Dame.

Following a 55-minute lightning delay, Wisconsin Heisman hopeful Jonathan Taylor's three touchdown first half helped power the Badgers to a 28-0 lead by the break. While several dropped passes dashed USF's chances to get its new offense rolling, Taylor's 37-yard TD run got Wisconsin on the board first. The Badgers later stripped Bulls quarterback Blake Barnett and returned the fumble 16 yards for a touchdown and 14-0 lead. Barnett finished 13-of-30 for 109 yards and two interceptions on the night.

KEY NOTES

- A total of 46,704 fans attended the game, which marked the Bulls' 18th-best home attendance total in program history.
- It marked USF's first home loss in a season opener since 2013. Kickoff was delayed 55 minutes due to lightning.

Quotable:

"It just shows you, we've got a lot of work (to do). We've still got a season in front of us and we just got to get ready. The thing I told our team just a few minutes ago is, 'You don't point fingers. Now, we've got to go back to work.'"

- Head coach Charlie Strong's thoughts after the season opener.

WISCONSIN						USF							
Rushing	Att	Yds	TD	Lg		Rushing	Att	Yds	TD	Lg			
J. Taylor	16	135	2	38		Jordan McCloud	3	17	0	19			
N. Watson	14	80	1	27		Jordan Cronkrite	6	9	0	5			
B. Shaw	2	15	1	15		Trevon Sands	5	2	0	3			
G. Groshek	2	11	0	8		Spencer Shrader	1	1	0	1			
A.J. Taylor	1	5	0	5		Kelley Joiner Jr.	1	0	0	0			
J. Chenal	1	2	0	2		Blake Barnett	7	-3	0	10			
J. Coan	7	-14	0	4									
Passing	Att	Cmp	Yds	TD	Int	Lg	Passing	Att	Cmp	Yds	TD	Int	Lg
J. Coan	26	19	199	2	0	36	Blake Barnett	30	13	109	0	2	13
							Jordan McCloud	3	3	22	0	0	15
Receiving	No	Yds	TD	Lg			Receiving	No	Yds	TD	Lg		
K. Pryor	4	40	0	13		Jordan Cronkrite	3	23	0	12			
Q. Cephus	3	39	0	17		Randall St. Felix	3	21	0	10			
J. Ferguson	3	20	0	8		Bryce Miller	3	16	0	9			
J. Taylor	2	48	2	36		Kevin Purlett	1	15	0	15			
D. Davis	2	19	0	11		DeVontres Dukes	1	13	0	13			
G. Groshek	2	13	0	16		Trevon Sands	1	13	0	13			
J. Chenal	1	12	0	12		Jernard Phillips	1	12	0	12			
A.J. Taylor	1	9	0	9		Mitchell Wilcox	1	11	0	11			
J. Dunn	1	-1	0	0		Xavier Weaver	1	6	0	6			
						Sean Atkins	1	1	0	1			
Punting	No	Yds	Avg	Lg		Punting	No	Yds	Avg	Lg			
A. Lotti	5	204	40.8	59		Trent Schneider	7	318	45.4	55			
						Spencer Shrader	1	36	36.0	36			
Punt Returns	No	Yds	Lg			Punt Returns	No	Yds	Lg				
J. Dunn	4	62	41			KJ Sails	1	17	17				
Kickoff Returns	No	Yds	Lg			Kickoff Returns	No	Yds	Lg				
A. Cruickshank	1	23	23			Bentlee Sanders	2	39	22				
						Brock Nichols	1	19	21				
						Chris Carter	1	10	10				
Defensive Leaders						Defensive Leaders							
Total Tackles: 6 - M. Maskalunas.						Total Tackles: 15 - Patrick Macon.							
Tackles for Loss: 1.0 - Z. Baun, M. Henningsen, K. Benton, I. Green-May, J. Franklin.						Tackles for Loss: 4.0 - Patrick Macon.							
Sacks: 1.0 - Z. Baun, M. Henningsen, I. Green-May, J. Franklin.						Sacks: 1.0 - Patrick Macon, Greg Reaves, Kirk Livingstone.							
Interceptions: 1 - E. Burrell, C. Wilder.						Interceptions: None.							
PAT Blocks: None.						PAT Blocks: None.							



SCORING BY QUARTERS

	1	2	3	4	OT	F
USF	3	0	0	7	-	10
GA. TECH	0	14	0	0	-	14

Attendance: 46,599 Time: 3:06

First Quarter

USF - Weiss 27-yd field goal, 3:40
Drive: 9 plays, 56 yards (3:28)
(USF 3, Georgia Tech 0)

Second Quarter

TECH - Mason 1-yd run (King kick), 11:03
Drive: 7 plays, 43 yards (3:02)
(Georgia Tech 7, USF 3)

TECH - Oliver 7-yd run (King kick), 00:53
Drive: 9 plays, 76 yards (3:19)
(Georgia Tech 14, USF 3)

Fourth Quarter

USF - Ford 20-yd pass from McCloud (Weiss kick), 14:53
Drive: 3 plays, 25 yards (1:23)
(Georgia Tech 14, USF 10)

Team Statistics	USF	TECH
First Downs	11	21
Rushes-Yards	30-93	49-181
Passing Yards	169	76
Comp-Att-Int	16-25-0	14-21-1
Total Yards	262	257
Punts-Avg.	7-51.6	6-41.3
Punt Returns	3-8	5-23
Kickoff Returns	2-43	2-34
Interception Returns	1-6	0-0
Penalties-Yards	9-95	2-20
Fumbles-Lost	4-2	2-1
Sacks By	2-17	4-22
3rd Down Conversions	4-15	5-14
4th Down Conversions	2-2	0-0
Time of Possession	27:25	32:35

GAME 2: GEORGIA TECH 14, USF 10

BOBBY DODD STADIUM • ATLANTA

SEPT. 6, 2019 • 2 P.M. • ACC NETWORK

USF 0-2 • GEORGIA TECH 1-1

ATLANTA - Led by freshman backup quarterback Jordan McCloud and two straight second-half takeaways by the defense, USF nearly erased a double-digit fourth quarter deficit for the second straight year against Georgia Tech before falling, 14-10, Saturday at Bobby Dodd Stadium.

McCloud threw a 20-yard touchdown pass to Johnny Ford to help cut the deficit to 14-10 with 14:53 remaining in the game after junior cornerback KJ Sails' first interception as a Bull on a tipped pass from Patrick Macon.

On the very next drive, senior defensive end Darius Slade recovered a fumble forced by sophomore safety Nick Roberts at the USF 45. McCloud completed 4 of 5 passes for 90 yards in his impressive relief effort, including a 54-yard connection with Mitchell Wilcox that set USF up for the potential go-ahead score at the Tech 1-yard line. Jordan Cronkrite's potential go-ahead touchdown dive from the 2 was ruled short of the goal line on review. His fumble following reaching the ball out resulted in a loss of possession at the goal line with 10:03 to play.

USF looked to have stopped Tech with just over two minutes to play following a tackle by Macon on a third-and-long play, but replay officials observing from the press box called for a review on the play and ruled Macon had made helmet-to-helmet contact. The unsportsmanlike penalty resulted in a 15-yard gain and a first down, which allowed Tech to run out the clock.

KEY NOTES

- USF is now 1-1 all-time against Georgia Tech after erasing a 10-point fourth quarter deficit in a 49-38 victory over the Yellow Jackets last season in Tampa.
- Senior Mitchell Wilcox is now USF's career tight end receptions leader with 76 and set the new record on a career long 54-yard catch in the fourth quarter.

Quotable:

"We had our chances. We had the ball first-and-goal at the 1-yard line. We get a penalty, then we go backwards, then we turn it over. We had our chances, it was there for us. We've just got to convert when we have those opportunities."
- Head coach Charlie Strong's thoughts after the close loss.

USF					
Rushing	Att	Yds	TD	Lg	
Blake Barnett	8	42	0	48	
Jordan Cronkrite	12	17	0	6	
Jah'Quez Evans	3	15	0	8	
Jordan McCloud	4	12	0	6	
Johnny Ford	3	7	0	10	
Passing	Att	Cmp	Yds	TD	Int
Blake Barnett	20	12	79	0	0
Jordan McCloud	5	4	90	1	0
Receiving	No	Yds	TD	Lg	
Johnny Ford	4	23	1	20	
Mitchell Wilcox	3	60	0	54	
Randall St. Felix	3	38	0	22	
Eddie McDoom	3	8	0	4	
Bryce Miller	1	19	0	19	
Terrence Horne	1	14	0	14	
Jernard Phillips	1	7	0	7	
Punting	No	Yds	Avg	Lg	
Trent Schneider	7	361	51.6	60	
Punt Returns	No	Yds	Lg		
Bentlee Sanders	3	8	8		
Kickoff Returns	No	Yds	Lg		
Bentlee Sanders	1	22	22		
Terrence Horne	1	21	21		

Defensive Leaders

Total Tackles: 8 - Devin Studstill, Greg Reaves.
Tackles for Loss: 2.5 - Kevin Keglner.
Sacks: 1.0 - Rashawn Yates, Tyrik Jones.
Interceptions: 1 - KJ Sails.
PAT Blocks: None.

GEORGIA TECH					
Rushing	Att	Yds	TD	Lg	
Jordan Mason	20	99	1	32	
Tobias Oliver	9	48	1	11	
Lucas Johnson	9	36	0	13	
James Graham	6	2	0	15	
Ahmarean Brown	1	2	0	2	
Jerry Howard Jr.	1	1	0	1	
Team	3	-7	0	0	
Passing	Att	Cmp	Yds	TD	Int
Lucas Johnson	17	11	45	0	1
Tobias Oliver	3	2	11	0	0
James Graham	1	1	20	0	0
Receiving	No	Yds	TD	Lg	
Jordan Mason	3	15	0	9	
Malachi Carter	3	6	0	5	
Ahmarean Brown	2	26	0	20	
Tyler Davis	1	11	0	11	
Dontae Smith	1	10	0	10	
Adonias Sanders	1	6	0	6	
Dylan Leonard	1	3	0	3	
Dylan Deveney	1	0	0	0	
Jerry Howard Jr.	1	-1	0	0	
Punting	No	Yds	Avg	Lg	
Pressley Harvin	6	248	41.3	55	
Punt Returns	No	Yds	Lg		
Ahmarean Brown	5	23	23		
Kickoff Returns	No	Yds	Lg		
Dontae Smith	1	18	18		
Tobias Oliver	1	16	16		

Defensive Leaders

Total Tackles: 9 - Charlie Thomas.
Tackles for Loss: 2.0 - Charlie Thomas, Tariqu Carpenter, Quez Jackson.
Sacks: 2.0 - Charlie Thomas.
Interceptions: None.
PAT Blocks: None.



GAME 3: USF 55, S. CAROLINA STATE 16

RAYMOND JAMES STADIUM • TAMPA, FLA.

SEPT. 14, 2019 • 6 P.M. • ESPN3

SOUTH CAROLINA STATE 2-1 • USF 1-2

SCORING BY QUARTERS

	1	2	3	4	OT	F
SC STATE	3	0	6	7	-	16
USF	7	17	17	14	-	55

Attendance: 31,368 Time: 3:17

First Quarter

SC STATE - Bredsen 25-yd field goal, 7:15
 Drive: 15 plays, 72 yards (5:43)
 (SC State 3, USF 0)

USF - Ford 42-yd pass from McCloud (Weiss kick), 9:22
 Drive: 6 plays, 75 yards (2:10)
 (USF 7, SC State 3)

Second Quarter

USF - Weiss 20-yd field goal, 14:16
 Drive: 6 plays, 32 yards (1:14)
 (USF 10, SC State 3)

USF - Wilcox 20-yd pass from McCloud (Weiss kick), 9:22
 Drive: 3 plays, 23 yards (0:32)
 (USF 17, SC State 3)

USF - McCloud 9-yd run (Weiss kick), 00:32
 Drive: 11 plays, 80 yards (3:18)
 (USF 24, SC State 3)

Third Quarter

USF - Ford 32-yd run (Weiss kick), 12:03
 Drive: 1 play, 32 yards (0:07)
 (USF 31, SC State 3)

SC STATE - James 8-yd run (Bredsen kick failed), 8:18
 Drive: 11 plays, 75 yards (3:45)
 (USF 31, SC State 9)

USF - Shrader 34-yd field goal, 3:01
 Drive: 4 plays, 7 yards (1:40)
 (USF 34, SC State 9)

USF - Wilcox 10-yd pass from McCloud (Shrader kick), 2:12
 Drive: 2 plays, 14 yards (0:38)
 (USF 41, SC State 9)

Fourth Quarter

USF - McCloud 3-yd run (Shrader kick), 14:26
 Drive: 4 plays, 56 yards (0:49)
 (USF 48, SC State 9)

SC STATE - Burroughs 34-yd pass from Fields (Bredsen kick), 9:41
 Drive: 3 plays, 41 yards (1:37)
 (USF 48, SC State 16)

USF - Horne 4-yd pass from Barnett (Shrader kick), 6:15
 Drive: 3 plays, 3 yards (1:17)
 (USF 55, SC State 16)

Team Statistics	SC STATE	USF
First Downs	21	18
Rushes-Yards	45-95	40-218
Passing Yards	283	241
Comp-Att-Int	18-42-3	18-33-0
Total Yards	378	459
Punts-Avg.	5-34.6	7-37.7
Punt Returns	3-22	2-39
Kickoff Returns	3-28	2-35
Interception Returns	0-0	3-63
Penalties-Yards	1-5	6-51
Fumbles-Lost	5-5	0-0
Sacks By	2-14	3-19
3rd Down Conversions	11-23	7-16
4th Down Conversions	1-1	0-0
Time of Possession	34:43	25:17

TAMPA - Quarterback Jordan McCloud accounted for five touchdowns in his first career start while the USF defense set program records with eight takeaways and five fumble recoveries in a 55-16 rout of South Carolina State at Raymond James Stadium on Saturday night.

Redshirt freshman McCloud completed 16 of 27 passes for 217 yards and three touchdowns. The Tampa native also rushed for two scores and 56 yards (4.7 ypc) in the second-best scoring debut by a USF freshman.

USF scored 42 points off takeaways after forcing five turnovers in its 31-point second half. Five different Bulls recovered fumbles to set the record – seniors Greg Reaves, Kirk Livingstone and Devin Studstill along with juniors KJ Sails and Tyrik Jones. Sophomore safety Nick Roberts had a 62-yard interception return and finished with five tackles.

Sophomore Johnny Ford, who moved from running back to receiver in the spring, recorded his first 100-yard receiving game with 100 yards on just four catches, including a 42-yard touchdown to start USF's scoring and a career long 52-yarder in the fourth quarter. Ford also had a 32-yard touchdown run and gained 37 yards on three carries (12.3 ypc). Senior Mitchell Wilcox set USF's new tight end career touchdown receptions record (8) with scoring catches of 20 and 10 yards during USF's 459-yard performance.

KEY NOTES

- USF set the new program record with eight takeaways (five fumble recoveries, three interceptions). The previous record of seven takeaways was set three different times (last vs. Louisville on Nov. 17, 2007).
- Jordan McCloud accounted for five touchdowns (three passing, two rushing) in the second-best scoring debut by a USF freshman. QB Marquel Blackwell accounted for six touchdowns (three rushing, three passing) against Southern Utah in 2001.

Quotable:

"I was so proud to see the way we bounced back. Losing that game last week, a game that you felt like we should have won, we didn't come away with the victory. Then we come back and win this game. Now, everything counts. Now, we've got to get ready for conference play."

- Head coach Charlie Strong

SC STATE

Rushing	Att	Yds	TD	Lg
Labron Morris	10	36	0	8
Tyrece Nick	16	32	0	12
Datron James	4	19	1	8
Jacory Benson	4	9	0	4
Travon Thomas	5	9	0	5
Omar Cummings	2	1	0	3
Team	1	0	0	0
Corey Fields	3	-11	0	2

Passing	Att	Cmp	Yds	TD	Int	Lg
Tyrece Nick	24	9	138	0	1	35
Corey Fields	18	9	145	1	2	34

Receiving	No	Yds	TD	Lg
D. Burroughs	6	108	1	34
Will Vereen	4	76	0	28
Shaquan Davis	1	35	0	35
D. Dubose	1	22	0	22
T. Dubose	1	17	0	17
Y. Washington	1	9	0	9
Datron James	1	8	0	8
Travon Thomas	1	7	0	7
D. Hamilton	1	5	0	5
Labron Morris	1	-4	0	0

Punting	No	Yds	Avg	Lg
Cliff Benjamin	5	173	34.6	39

Punt Returns	No	Yds	Lg
Juwan Moody	1	9	9
Bruce Johnson	1	6	6
D. Burroughs	1	2	2
D. Anthony	0	5	5

Kickoff Returns	No	Yds	Lg
Juwan Moody	1	15	15
D. Dubose	1	13	13
Y. Washington	1	0	0

Defensive Leaders

Total Tackles: 8 - BJ Davis.
 Tackles for Loss: 2.0 - BJ Davis.
 Sacks: 1.0 - Bruce Johnson, Tyrell Goodwin.
 Interceptions: None. Punt Blocks: 1 - Bruce Johnson.

USF

Rushing	Att	Yds	TD	Lg
Kelley Joiner	12	64	0	51
Jordan McCloud	12	56	2	31
Johnny Ford	3	37	1	32
Dave Small	1	21	0	21
Jordan Cronkrite	7	21	0	10
Kirk Rygol	2	13	0	10
Jah'Quez Evans	2	8	0	7
Team	1	-2	0	0

Passing	Att	Cmp	Yds	TD	Int	Lg
Jordan McCloud	27	16	217	3	0	52
Blake Barnett	6	2	24	1	0	20

Receiving	No	Yds	TD	Lg
Johnny Ford	4	100	1	52
Kelley Joiner	3	21	0	15
Mitchell Wilcox	2	30	2	20
Xavier Weaver	2	18	0	13
Terrence Horne	2	9	1	5
Kevin Purlett	2	7	0	4
Eddie McDoom	1	35	0	35
Jacob Mathis	1	20	0	20
Jernard Phillips	1	1	0	1

Punting	No	Yds	Avg	Lg
Trent Schneider	6	264	44.0	53
Team	1	0	0.0	0
Spencer Shrader	0	0	0.0	0

Punt Returns	No	Yds	Lg
KJ Sails	2	39	34

Kickoff Returns	No	Yds	Lg
Jah'Quez Evans	2	35	18

Defensive Leaders

Total Tackles: 6 - Andrew Mims.
 Tackles for Loss: 2.0 - Darius Slade.
 Sacks: 1.0 - Bentlee Sanders, Demareez Bellamy, Brian Norris.
 Interceptions: Nick Roberts, Brock Nichols, Vincent Davis.
 PAT Blocks None.



SCORING BY QUARTERS

	1	2	3	4	OT	F
SMU	14	20	7	7	-	48
USF	0	0	7	14	-	21

Attendance: 28,850 Time: 3:15

First Quarter

SMU - Jones 9-yd run (Roberts kick), 9:58
Drive: 5 plays, 62 yards (1:23)
(SMU 7, USF 0)

SMU - Jones 36-yd run (Roberts kick), 1:56
Drive: 6 plays, 80 yards (1:59)
(SMU 14, USF 0)

Second Quarter

SMU - Proche 6-yd pass from Buechele (Roberts kick), 12:56
Drive: 9 plays, 80 yards (3:19)
(SMU 21, USF 0)

SMU - R. Roberson 31-yd pass from Buechele (Roberts kick), 9:22
Drive: 5 plays, 59 yards (1:09)
(SMU 28, USF 0)

SMU - Proche 19-yd pass from Buechele (Roberts kick failed), 7:30
Drive: 3 plays, 58 yards (0:44)
(SMU 34, USF 0)

Third Quarter

SMU - Buechele 10-yd run (Robledo kick), 2:30
Drive: 9 plays, 50 yards (4:10)
(SMU 41, USF 0)

USF - Mathis 24-yd pass from Barnett (Weiss kick), 00:26
Drive: 5 plays, 75 yards (2:04)
(SMU 41, USF 7)

Fourth Quarter

USF - Miller 13-yd pass from Barnett (Weiss kick), 10:40
Drive: 4 plays, 83 yards (1:12)
(SMU 41, USF 14)

SMU - Lavine 1-yd run (Robledo kick), 5:01
Drive: 10 plays, 75 yards (5:39)
(SMU 48, USF 14)

USF - Wilcox 7-yd pass from Barnett (Weiss kick), 2:57
Drive: 5 plays, 82 yards (2:04)
(SMU 48, USF 21)

Team Statistics	SMU	USF
First Downs	31	22
Rushes-Yards	48-245	33-54
Passing Yards	252	288
Comp-Att-Int	24-29-2	21-40-2
Total Yards	497	342
Punts-Avg.	5-35.4	8-39.0
Punt Returns	6-51	1-5
Kickoff Returns	2-25	6-105
Interception Returns	2-0-0	2-43-0
Penalties-Yards	12-123	12-134
Fumbles-Lost	0-0	1-0
Sacks By	10-43	0-0
3rd Down Conversions	9-17	4-16
4th Down Conversions	1-1	1-2
Time of Possession	31:48	28:12

GAME 4: SMU 48, USF 21

RAYMOND JAMES STADIUM • TAMPA, FLA.

SEPT. 28, 2019 • 4 P.M. • ESPNU

SMU 5-0, 1-0 • USF 1-3, 0-1

TAMPA - The Bulls fell behind early in their conference-opening clash with SMU Saturday, but quarterback Blake Barnett jump-started the offense with three touchdown passes on three straight drives in the second half of a 48-21 loss to the unbeaten Mustangs (5-0) at Raymond James Stadium.

Barnett completed 13 of 21 passes for 222 yards, his 10th career 200-yard passing game, and the senior added 24 rushing yards in an impressive relief effort. Redshirt freshman Jordan McCloud earned his second straight start at quarterback, but was sacked six times in the first half and exited with a sprained wrist before USF (1-3) saw its three-game winning streak in conference openers snapped.

Senior tight end Mitchell Wilcox led the Bulls with 77 yards on four receptions, including a 43-yarder and a 7-yard touchdown catch late in the fourth quarter. Sophomore receiver Bryce Miller also provided a spark in the second half with a 13-yard touchdown catch from Barnett and finished with three receptions for a career-high 57 yards.

After the Bulls fell behind 41-0, junior tight end Jacob Mathis started the scoring for USF with a 24-yard touchdown catch from Barnett late in the third quarter. The Tampa native totaled a career-high 54 receiving yards after posting a career long of 30 yards on his other catch.

KEY NOTES

- USF had won its past three conference openers before dropping its first AAC game in a season for the first time since 2015. The Bulls are now 4-1 under head coach Charlie Strong following a bye.
- USF headed into the game tied for the national lead with 11 takeaways and added two more forced turnovers to the season total thanks to interceptions by Devin Studstill and Stacy Kirby.

Quotable:

"I told our coaches that's on us. We cannot allow our team to go out and we can't fall behind, 34-0. We're not good enough to get caught back up. No one is good enough to get caught back up, especially at halftime."

- Head coach Charlie Strong.

SMU						
Rushing	Att	Yds	TD	Lg		
Xavier Jones	15	155	2	36		
Shane Buechele	5	27	1	10		
T. Gipson	3	18	0	11		
Merek Pierce	6	12	0	4		
Tyler Lavine	6	12	1	6		
Ke'Mon Freeman	1	9	0	9		
TJ McDaniel	8	8	0	4		
T. Williams	2	5	0	3		
R. Rice	1	0	0	0		
TEAM	1	-1	0	0		
Passing	Att	Cmp	Yds	TD	Int	Lg
Shane Buechele	25	21	226	3	1	39
T. Gipson	2	2	26	0	0	21
Derek Green	2	1	0	0	1	0
Receiving	No	Yds	TD	Lg		
James Proche	7	96	2	39		
R. Roberson Jr.	5	46	1	31		
TJ McDaniel	3	31	0	23		
M. Gailliard	3	29	0	17		
Tyler Page	2	24	0	21		
Collin Rock	1	11	0	11		
R. Rice	1	10	0	10		
T. Williams	1	5	0	5		
CJ Sanders	1	0	0	0		
Punting	No	Yds	Avg	Lg		
Trevor Denbow	4	143	35.8	42		
Warren Scott	1	34	34.0	34		
Punt Returns	No	Yds	Lg			
James Proche	3	29	12			
CJ Sanders	3	22	21			
Kickoff Returns	No	Yds	Lg			
CJ Sanders	1	25	25			
M. Salerno	1	0	0			
Defensive Leaders						
Total Tackles:	9 - R. McBryde.					
Tackles for Loss:	2.0 - Toby Ndukwe.					
Sacks:	2.0 - Toby Ndukwe.					
Interceptions:	2 - Rodney Clemsons.					
PAT Blocks	None.					

USF						
Rushing	Att	Yds	TD	Lg		
Jordan Cronkrite	8	30	0	6		
Blake Barnett	8	24	0	20		
Trevon Sands	3	11	0	4		
Kelley Joiner	2	11	0	7		
Johnny Ford	2	1	0	1		
Jordan McCloud	9	-3	0	18		
TEAM	1	-20	0	0		
Passing	Att	Cmp	Yds	TD	Int	Lg
Blake Barnett	21	13	222	3	0	43
Jordan McCloud	19	8	66	0	2	31
Receiving	No	Yds	TD	Lg		
Johnny Ford	5	26	0	18		
Mitchell Wilcox	4	77	1	43		
Bryce Miller	3	57	1	37		
Jacob Mathis	2	54	1	30		
Jordan Cronkrite	2	41	0	31		
Kevin Purlett	1	13	0	13		
Jernard Phillips	1	7	0	7		
Kelley Joiner	1	6	0	6		
Trevon Sands	1	4	0	4		
Terrence Horne	1	3	0	3		
Punting	No	Yds	Avg	Lg		
Trent Schneider	8	312	39.0	62		
Punt Returns	No	Yds	Lg			
KJ Sails	1	5	5			
Kickoff Returns	No	Yds	Lg			
Jah'quez Evans	3	64	26			
Bentlee Sanders	1	17	17			
Johnny Ford	1	13	13			
Antonio Grier	1	11	11			
Defensive Leaders						
Total Tackles:	9 - Nick Roberts, Patrick Macon.					
Tackles for Loss:	1.0 - Patrick Macon, Kirk Livingstone, Kevin Kegler, Trey Laing, Jason Vaughn.					
Sacks:	None.					
Interceptions:	1 - Devin Studstill, Stacy Kirby.					
PAT Blocks	None.					



SCORING BY QUARTERS

	1	2	3	4	OT	F
USF	7	20	7	14	-	48
UCONN	0	14	0	8	-	22

Attendance: 18,038 Time: 3:07

First Quarter

USF - Miller 12-yd pass from McCloud (Weiss kick), 3:22

Drive: 10 plays, 88 yards (4:02)
(USF 7, UConn 0)

Second Quarter

USF - Sands 5-yd run (Weiss kick), 11:46

Drive: 7 plays, 85 yards (3:07)
(USF 14, UConn 0)

UCONN - Jeffreys 25-yd pass from Beaudry (Harris kick), 6:14

Drive: 11 plays, 68 yards (5:32)
(USF 14, UConn 7)

USF - St. Felix 13-yd pass from McCloud (Weiss kick blocked), 4:39

Drive: 4 plays, 31 yards (1:35)
(USF 20, UConn 7)

UCONN - Mensah 18-yd run (Harris kick), 2:45

Drive: 4 plays, 74 yards (1:54)
(USF 20, UConn 14)

USF - McCloud 26-yd run (Weiss kick), 1:47

Drive: 5 plays, 73 yards (0:58)
(USF 27, UConn 14)

Third Quarter

USF - Miller 12-yd pass from McCloud (Weiss kick), 5:01

Drive: 11 plays, 80 yards (5:19)
(USF 34, UConn 14)

Fourth Quarter

USF - Shrader 22-yd run (Weiss kick), 9:07

Drive: 12 plays, 89 yards (5:04)
(USF 41, UConn 14)

UCONN - Mensah 3-yd run (Beaudry rush), 1:59

Drive: 15 plays, 70 yards (7:08)
(USF 41, UConn 22)

USF - Dukes 33-yd pass from Rygol (Weiss kick), 00:31

Drive: 4 plays, 50 yards (1:28)
(USF 48, UConn 22)

Team Statistics	USF	UCONN
First Downs	25	18
Rushes-Yards	42-313	37-84
Passing Yards	190	209
Comp-Att-Int	12-22-2	18-29-0
Total Yards	503	293
Punts-Avg.	3-42.0	6-39.0
Punt Returns	1-(-2)	1-17
Kickoff Returns	2-92-0	8-171-0
Interception Returns	0-0-0	2-52-0
Penalties-Yards	5-59	6-38
Fumbles-Lost	0-0	2-1
Sacks By	5-26	4-20
3rd Down Conversions	6-10	2-13
4th Down Conversions	1-1	3-4
Time of Possession	26:39	33:21

GAME 5: USF 48, UCONN 22

PRATT & WHITNEY STADIUM • EAST HARTFORD, CONN.

OCT. 5, 2019 • NOON • CBS SPORTS NETWORK

USF 2-3, 1-1 • UCONN 1-4, 0-2

EAST HARTFORD, CONN. - Jordan Cronkrite racked up 148 of USF's season-high 313 rushing yards as the Bulls rolled to a 48-22 conference victory at UConn on Saturday.

USF generated a season-high total of 503 yards of offense and led from start to finish in its eighth straight victory over the Huskies, dating back to 2012. Saturday marked USF's first 300-yard rushing game since gaining 346 yards on the ground against the Huskies on Oct. 20, 2018.

Redshirt freshman quarterback Jordan McCloud accounted for four touchdowns in his third straight start. McCloud completed 11 of 12 passes for 157 yards and three touchdowns on top of rushing for 62 yards and another score from 26 yards out.

Making his first-ever USF start in the slot, Bryce Miller caught a pair of 12-yard touchdown passes from McCloud. Miller's first TD reception started a string of four straight scoring drives that helped the Bulls build a 27-14 halftime lead.

Cronkrite registered his first 100-yard rushing game of the season while averaging 7.4 yards per carry. Trevon Sands added seven carries for a career-high 64 yards in a performance that included his first-ever touchdown run as a Bull from 5 yards out in the second quarter.

KEY NOTES

- The 48-22 victory (26-point margin) marked the largest in the 17-game series, eclipsing the Bulls' 37-20 (17-point) win in Hartford in 2017. USF leads the series, 12-5.
- The Bulls defense held UConn to 293 total yards, its third opponent on the season held to less than 300 yards (G-Tech, 257; SC State, 283).

Quotable:

"What we wanted to do is establish the run and we were able to go run the football today."

- Head coach Charlie Strong.

USF

Rushing	Att	Yds	TD	Lg
Jordan Cronkrite	20	148	0	28
Trevon Sands	7	64	1	23
Jordan McCloud	11	62	1	26
Spencer Shrader	1	22	1	22
Kelley Joiner	3	17	0	8

Passing	Att	Cmp	Yds	TD	Int	Lg
Jordan McCloud	21	11	157	3	2	37
Kirk Rygol	1	1	33	1	0	33

Receiving	No	Yds	TD	Lg
Bryce Miller	3	36	2	12
Jacob Mathis	2	43	0	37
Xavier Weaver	2	34	0	31
Jordan Cronkrite	2	13	0	13
DeVontres Dukes	1	33	1	33
Jernard Phillips	1	18	0	18
Randall St. Felix	1	13	1	13

Punting	No	Yds	Avg	Lg
Trent Schneider	3	126	42.0	51

Punt Returns	No	Yds	Lg
KJ Sails	1	-2	0

Kickoff Returns	No	Yds	Lg
Bentlee Sanders	2	97	67

Defensive Leaders

Total Tackles: 8 - Mike Hampton, Dwayne Boyles.

Tackles for Loss: 3.0 - Dwayne Boyles.

Sacks: 1.0 - Dwayne Boyles, Antonio Grier, Patrick Macon, Greg Reaves, Kelvin Pinkney.

Interceptions: None.

PAT Blocks: None.

UCONN

Rushing	Att	Yds	TD	Lg
Kevin Mensah	21	70	2	18
Art Thompkins	6	36	0	11
Cameron Ross	1	4	0	4
Mike Beaudry	9	-26	0	4

Passing	Att	Cmp	Yds	TD	Int	Lg
Mike Beaudry	29	18	209	1	0	33

Receiving	No	Yds	TD	Lg
Cameron Ross	7	68	0	18
Jay Rose	3	31	0	18
Ardell Brown	3	21	0	9
E. Jeffreys	2	29	1	25
Art Thompkins	1	33	0	33
Matt Drayton	1	18	0	18
Kevin Mensah	1	9	0	9

Punting	No	Yds	Avg	Lg
Luke Magliozzi	6	234	39.0	44

Punt Returns	No	Yds	Lg
Quayvon Skanes	1	17	17

Kickoff Returns	No	Yds	Lg
Art Thompkins	7	155	27
Ryan Gilmartin	1	16	16

Defensive Leaders

Total Tackles: 9 - Tyler Coyle.

Tackles for Loss: 1.5 - Travis Jones.

Sacks: 1.5 - Travis Jones.

Interceptions: 1 - Diamon Harrell, Abiol Olaniyan.

PAT Blocks: 1 - Caleb Thomas.



SCORING BY QUARTERS

	1	2	3	4	OT	F
BYU	3	13	7	0	-	23
USF	0	7	7	13	-	27

Attendance: 35,375 Time: 3:26

First Quarter

BYU - Oldroyd 51-yd field goal, 10:04
Drive: 11 plays, 42 yards (4:56)
(BYU 3, USF 0)

Second Quarter

BYU - Milne 35-yd pass from Hall (Oldroyd kick), 14:29
Drive: 8 plays, 74 yards (3:26)
(BYU 10, USF 0)

BYU - Oldroyd 22-yd field, 9:07
Drive: 12 plays, 63 yards (3:58)
(BYU 13, USF 0)

USF - Wilcox 39-yd pass from McCloud, 6:01
Drive: 8 plays, 86 yards (3:06)
(BYU 13, USF 7)

BYU - Oldroyd 28-yd field goal, 00:36
Drive: 14 plays, 64 yards (5:25)
(BYU 16, USF 7)

Third Quarter

USF - Cronkrite 1-yd run (Weiss kick), 9:44
Drive: 14 plays, 68 yards (5:16)
(BYU 16, USF 14)

BYU - Hall 29-yd run (Oldroyd kick), 7:50
Drive: 5 plays, 70 yards (1:54)
(BYU 23, USF 14)

Fourth Quarter

USF - McCloud 2-yd run (Weiss kick), 14:57
Drive: 4 plays, 23 yards (0:57)
(BYU 23, USF 14)

USF - Cronkrite 3-yd run (Weiss kick failed), 7:37
Drive: 9 plays, 78 yards (3:43)
(USF 27, BYU 23)

Team Statistics	BYU	USF
First Downs	26	17
Rushes-Yards	56-218	44-243
Passing Yards	221	72
Comp-Att-Int	21-33-0	7-14-1
Total Yards	439	315
Punts-Avg.	3-46.7	5-52.8
Punt Returns	2-26	2-22
Kickoff Returns	3-70-0	5-151-0
Interception Returns	1-14-0	0-0-0
Penalties-Yards	5-40	11-105
Fumbles-Lost	1-1	1-1
Sacks By	0-0	6-34
3rd Down Conversions	12-22	6-12
4th Down Conversions	0-3	0-0
Time of Possession	37:30	22:30

GAME 6: USF 27, BYU 23

RAYMOND JAMES STADIUM • TAMPA, FLA.

OCT. 12, 2019 • 3:30 P.M. • CBS SPORTS NETWORK

BYU 2-4 • USF 3-3, 1-1

TAMPA - Senior Jordan Cronkrite rushed for 158 yards and two touchdowns, including the go-ahead score with 7:37 remaining, and the USF defense finished off a thrilling 27-23 homecoming victory over BYU Saturday in Raymond James Stadium.

Clinging to a four-point lead, USF came up with consecutive fourth-down stops deep in its own territory to defeat BYU in the first-ever meeting between the programs. The Cougars' final two drives ended at the USF 5 and 20, the last ending after Devin Studstill batted down a pass in the end zone to seal the Bulls' fifth straight homecoming victory.

USF generated 243 of its 315 total yards on the ground and Cronkrite led the rushing attack with 158 yards on 26 carries (6.1 ypc) in his second-best performance as a Bull. The senior from Miami registered both his rushing touchdowns and racked up 123 yards in the second half.

Sophomore linebacker Antonio Grier set a career high with two sacks, his second coming in clutch fashion as BYU was in a third-and-10 situation from the USF 12 on the final drive. Sophomore linebacker Dwayne Boyles totaled 2.5 of USF's season high-tying 13 tackles for loss and one of the Bulls' season-high six sacks, the most since 2012. USF has tallied at least 10 tackles for loss in four straight games and has 11 sacks in the past two outings.

KEY NOTES

- This marked the first-ever meeting between USF and BYU. The next game in the home-and-home series will see USF travel to Provo, Utah on Sept. 25, 2021.
- Junior Trent Schneider broke his own USF game record for punting average (52.8).

Quotable:

This team just continues to grow and develop. As they continue to grow and develop, this could be something special."
- Head coach Charlie Strong.

BYU						
Rushing	Att	Yds	TD	Lg		
Jaren Hall	16	83	1	32		
Lopini Katoa	11	73	0	16		
E. Esukpa	13	43	0	11		
Sione Finau	7	27	0	12		
Aleva Hifo	3	4	0	5		
Baylor Romney	5	3	0	8		
TEAM	1	-15	0	0		
Passing	Att	Cmp	Yds	TD	Int	Lg
Jaren Hall	23	15	148	1	0	35
Baylor Romney	10	6	73	0	0	26
Receiving	No	Yds	TD	Lg		
Matt Bushman	5	44	0	26		
Talon Shumway	4	56	0	25		
Gunner Romney	4	47	0	22		
Aleva Hifo	3	20	0	8		
Micah Simon	3	19	0	11		
Dax Milne	1	35	1	35		
Lopini Katoa	1	0	0	0		
Punting	No	Yds	Avg	Lg		
Jake Oldroyd	3	140	46.7	54		
Punt Returns	No	Yds	Lg			
Aleva Hifo	2	26	15			
Kickoff Returns	No	Yds	Lg			
Lopini Katoa	3	70	25			
Defensive Leaders						
Total Tackles:	8 - Payton Wilgar.					
Tackles for Loss:	1.0 - Isaiah Kaufusi.					
Sacks:	None.					
Interceptions:	1 - Chaz Ah You.					
PAT Blocks:	None.					

USF						
Rushing	Att	Yds	TD	Lg		
Jordan Cronkrite	26	158	2	41		
Trevon Sands	10	63	0	12		
Jordan McCloud	6	23	1	7		
Kelley Joiner	2	-1	0	0		
Passing	Att	Cmp	Yds	TD	Int	Lg
Jordan McCloud	14	7	72	1	1	39
Receiving	No	Yds	TD	Lg		
Mitchell Wilcox	2	52	1	39		
Xavier Weaver	1	8	0	8		
Bryce Miller	1	5	0	5		
Jacob Mathis	1	4	0	4		
Kevin Purlett	1	2	0	2		
Trevon Sands	1	1	0	1		
Punting	No	Yds	Avg	Lg		
Trent Schneider	5	264	52.8	61		
Punt Returns	No	Yds	Lg			
KJ Sails	2	22	16			
Kickoff Returns	No	Yds	Lg			
Bentlee Sanders	5	151	61			
Defensive Leaders						
Total Tackles:	8 - Nick Roberts, Greg Reaves.					
Tackles for Loss:	2.5 - Dwayne Boyles.					
Sacks:	2.0 - Antonio Grier.					
Interceptions:	None.					
PAT Blocks:	None.					



SCORING BY QUARTERS

	1	2	3	4	OT	F
USF	0	3	0	0	-	3
NAVY	7	14	0	14	-	35

Attendance: 29,774 Time: 3:10

First Quarter

NAVY - Perry 67-yd run (Nichols kick), 3:56
 Drive: 8 plays, 91 yards (3:51)
 (Navy 7, USF 0)

Second Quarter

NAVY - Carothers 58-yd run (Nichols kick), 14:50
 Drive: 3 plays, 67 yards (1:01)
 (Navy 14, USF 0)

NAVY - Davis 23-yd pass from Williams (Nichols kick), 10:03
 Drive: 9 plays, 59 yards (3:53)
 (Navy 21, USF 0)

USF - Shrader 33-yd field goal, 2:43
 Drive: 4 plays, 5 yards (2:03)
 (Navy 21, USF 3)

Fourth Quarter

NAVY - Perry 21-yd run (Nichols kick), 13:03
 Drive: 8 plays, 76 yards (3:26)
 (Navy 28, USF 3)

NAVY - Maloy 26-yd run (Nichols kick), 6:50
 Drive: 10 plays, 80 yards (4:55)
 (Navy 35, USF 3)

Team Statistics	USF	NAVY
First Downs	13	23
Rushes-Yards	37-150	49-434
Passing Yards	114	23
Comp-Att-Int	15-30-1	1-4-2
Total Yards	264	457
Punts-Avg.	7-41.1	3-47.0
Punt Returns	0-0-0	4-35-0
Kickoff Returns	2-31-0	0-0-0
Interception Returns	2-22-0	1-0-0
Penalties-Yards	8-65	6-45
Fumbles-Lost	2-0	2-1
Sacks By	0-0	5-19
3rd Down Conversions	7-18	9-12
4th Down Conversions	0-1	0-0
Time of Possession	29:10	30:50

GAME 7: NAVY 35, USF 3

NAVY-MARINE CORPS MEMORIAL STADIUM • ANNAPOLIS, MD.

OCT. 19, 2019 • 3:30 P.M. • CBS SPORTS NETWORK

USF 3-4, 1-2 • NAVY 5-1, 3-1

ANNAPOLIS, Md. - USF collected three takeaways on the day but couldn't get its offense going as Navy's potent rushing attack led the Midshipmen to a 35-3 victory in Annapolis Saturday, which snapped the Bulls' two-game winning streak.

Navy rushed 59 times for 434 yards in its third straight win. Navy Quarterback Malcolm Perry had a game-high 188 rushing yards and two touchdowns while Navy's only completed pass was a 23-yard touchdown on a trick play.

USF headed into the week ranking fourth nationally in turnovers gained and increased its season takeaway total to 18. Junior cornerback KJ Sails and sophomore safety Nick Roberts intercepted passes in the second quarter. Senior defensive end Greg Reaves recovered a fumble on the first drive of the second half. But the Bulls could only convert those into three points.

Reaves finished with a season-high 12 tackles and senior linebacker Patrick Macon had a game-high 13 stops in USF's first game at Navy since 2015.

Despite turning the ball over twice in the first half, the Midshipmen used 220 rushing yards to build a 21-3 halftime lead in the first meeting between the programs since a 52-45 Bulls home victory in 2016.

KEY NOTES

- The game marked the third meeting between the programs and USF's first trip to Navy since 2015. Navy took a 2-1 series lead in its first game against the Bulls since 2016.
- USF now has 18 takeaways this season after getting interceptions from KJ Sails and Nick Roberts along with a fumble recovery by Greg Reaves. The Bulls headed into the week ranking fourth in turnovers gained.

Quotable:

"If you look at the first half, we gave up three big plays. The quarterback, we allowed him to just run up and down the field on us. Then, we couldn't move the ball on offense. When that happens to you, this is the result that you get."

- Head coach Charlie Strong.

USF						
Rushing	Att	Yds	TD	Lg		
Jordan Cronkrite	17	76	0	25		
Kelley Joiner	4	27	0	11		
Jordan McCloud	10	26	0	20		
Trevon Sands	5	25	0	10		
Kirk Rygol	1	-4	0	0		
Passing	Att	Cmp	Yds	TD	Int	Lg
Jordan McCloud	23	11	50	0	1	11
Kirk Rygol	7	4	64	0	0	28
Receiving	No	Yds	TD	Lg		
Randall St. Felix	4	22	0	9		
Bryce Miller	3	28	0	28		
Eddie McDoom	3	13	0	6		
Jacob Mathis	2	34	0	24		
Mitchell Wilcox	1	11	0	11		
Jordan Cronkrite	1	4	0	4		
Xavier Weaver	1	2	0	2		
Punting	No	Yds	Avg	Lg		
Trent Schneider	7	288	41.1	47		
Punt Returns	No	Yds	Lg			
None						
Kickoff Returns	No	Yds	Lg			
Bentlee Sanders	2	31	18			

Defensive Leaders

Total Tackles: 13 - Patrick Macon.

Tackles for Loss: 1.0 - Greg Reaves.

Sacks: None.

Interceptions: 1 - KJ Sails, Nick Roberts.

PAT Blocks: None.

NAVY						
Rushing	Att	Yds	TD	Lg		
Malcolm Perry	22	188	2	67		
Jamale Carothers	9	84	1	58		
Nelson Smith	11	52	0	10		
Tazh Maloy	4	49	1	26		
CJ Williams	5	33	0	11		
Keoni Makekau	2	12	0	7		
Mychal Cooper	1	10	0	10		
Tyreek King-El	1	5	0	5		
Isaac Ruoss	1	1	0	1		
Myles Fells	1	1	0	1		
Perry Olsen	1	1	0	1		
TEAM	1	-1	0	0		
Passing	Att	Cmp	Yds	TD	Int	Lg
Malcolm Perry	3	0	0	0	2	0
CJ Williams	1	1	23	1	0	23
Receiving	No	Yds	TD	Lg		
OJ Davis	1	23	1	23		
Punting	No	Yds	Avg	Lg		
Owen White	3	141	47.0	53		
Punt Returns	No	Yds	Lg			
Garrett Winn	4	35	17			
Kickoff Returns	No	Yds	Lg			
None						

Defensive Leaders

Total Tackles: 10 - Diego Fagot.

Tackles for Loss: 3.0 - Jacob Springer.

Sacks: 3.0 - Jacob Springer.

Interceptions: 1 - Chelen Ganes.

PAT Blocks: None.

The Automated ScoreBook
 USF Overall Team Statistics (as of Oct 19, 2019)
 All games

Team Statistics	USF	OPP
SCORING	164	207
Points Per Game	23.4	29.6
Points Off Turnovers	59	28
FIRST DOWNS	115	162
Rushing	60	90
Passing	49	53
Penalty	6	19
RUSHING YARDAGE	1097	1491
Yards gained rushing	1296	1719
Yards lost rushing	199	228
Rushing Attempts	249	337
Average Per Rush	4.4	4.4
Average Per Game	156.7	213.0
TDs Rushing	9	18
PASSING YARDAGE	1205	1265
Comp-Att-Int	105-197-8	115-184-8
Average Per Pass	6.1	6.9
Average Per Catch	11.5	11.0
Average Per Game	172.1	180.7
TDs Passing	13	9
TOTAL OFFENSE	2302	2756
Total Plays	446	521
Average Per Play	5.2	5.3
Average Per Game	328.9	393.7
KICK RETURNS: #-Yards	23-525	19-351
PUNT RETURNS: #-Yards	10-89	25-236
INT RETURNS: #-Yards	8-134	8-82
KICK RETURN AVERAGE	22.8	18.5
PUNT RETURN AVERAGE	8.9	9.4
INT RETURN AVERAGE	16.8	10.2
FUMBLES-LOST	12-4	13-10
PENALTIES-Yards	60-554	36-311
Average Per Game	79.1	44.4
PUNTS-Yards	45-1969	33-1317
Average Per Punt	43.8	39.9
Net punt average	36.7	36.0
KICKOFFS-Yards	33-1830	38-2254
Average Per Kick	55.5	59.3
Net kick average	35.7	38.3
TIME OF POSSESSION/Game	26:19	33:41
3RD-DOWN Conversions	37/101	54/114
3rd-Down Pct	37%	47%
4TH-DOWN Conversions	4/8	6/10
4th-Down Pct	50%	60%
SACKS BY-Yards	19-116	29-148
MISC YARDS	0	0
TOUCHDOWNS SCORED	22	28
FIELD GOALS-ATTEMPTS	4-6	4-7
ON-SIDE KICKS	0-0	0-1
RED-ZONE SCORES	(20-25) 80%	(15-21) 71%
RED-ZONE TOUCHDOWNS	(16-25) 64%	(12-21) 57%
PAT-ATTEMPTS	(20-22) 91%	(25-27) 93%
ATTENDANCE	142297	94411
Games/Avg Per Game	4/35574	3/31470
Neutral Site Games		0/0

Score by Quarters	1st	2nd	3rd	4th	OT	Total
USF	17	47	38	62	0	164
Opponents	34	96	34	43	0	207

The Automated ScoreBook
 USF Overall Individual Statistics (as of Oct 19, 2019)
 All games

Rushing	gp-gs	att	gain	loss	net	avg	td	lg	avg/g
CRONKRITE, J	7-7	96	467	8	459	4.8	2	41	65.6
McCLOUD, Jordan	7-5	55	283	90	193	3.5	4	31	27.6
SANDS, Trevon	5-0	30	168	3	165	5.5	1	23	33.0
JOINER, Kelley	6-0	24	123	5	118	4.9	0	51	19.7
BARNETT, Blake	5-3	23	127	64	63	2.7	0	48	12.6
FORD, Johnny	5-2	8	48	3	45	5.6	1	32	9.0
EVANS, Jah'Quez	5-0	5	23	0	23	4.6	0	8	4.6
SHRADER, S	7-0	2	23	0	23	11.5	1	22	3.3
SMALL, Dave	3-0	1	21	0	21	21.0	0	21	7.0
RYGOL, Kirk	3-0	3	13	4	9	3.0	0	10	3.0
TEAM	2-0	2	0	22	-22	-11.0	0	0	-11.0
Total	7	249	1296	199	1097	4.4	9	51	156.7
Opponents	7	337	1719	228	1491	4.4	18	67	213.0

Passing	gp-gs	effic	comp-att-int	pct	yds	td	lg	avg/g
McCLOUD, Jordan	7-5	116.98	60-112-6	53.6	674	8	54	96.3
BARNETT, Blake	5-3	111.24	40-77-2	51.9	434	4	43	86.8
RYGOL, Kirk	3-0	205.60	5-8-0	62.5	97	1	33	32.3
Total	7	118.34	105-197-8	53.3	1205	13	54	172.1
Opponents	7	127.70	115-184-8	62.5	1265	9	39	180.7

Receiving	gp-gs	no.	yds	avg	td	lg	avg/g
MILLER, Bryce	7-3	14	161	11.5	3	37	23.0
WILCOX, Mitch	7-7	13	241	18.5	4	54	34.4
FORD, Johnny	5-2	13	149	11.5	2	52	29.8
ST. FELIX, R	7-7	11	94	8.5	1	22	13.4
MATHIS, Jacob	6-0	8	155	19.4	1	37	25.8
CRONKRITE, J	7-7	8	81	10.1	0	31	11.6
WEAVER, Xavier	7-0	7	68	9.7	0	31	9.7
McDOOM, Eddie	7-5	7	56	8.0	0	35	8.0
PHILLIPS, J	7-3	5	45	9.0	0	18	6.4
PURLETT, Kevin	6-0	5	37	7.4	0	15	6.2
JOINER, Kelley	6-0	4	27	6.8	0	15	4.5
HORNE, Terrence	5-1	4	26	6.5	1	14	5.2
SANDS, Trevon	5-0	3	18	6.0	0	13	3.6
DUKES, DeVontre	7-0	2	46	23.0	1	33	6.6
ATKINS, Sean	2-0	1	1	1.0	0	1	0.5
Total	7	105	1205	11.5	13	54	172.1
Opponents	7	115	1265	11.0	9	39	180.7

Punt Returns	no.	yds	avg	td	lg
SAILS, KJ	7	81	11.6	0	34
SANDERS, B	3	8	2.7	0	8
Total	10	89	8.9	0	34
Opponents	25	236	9.4	0	41

Interceptions	no.	yds	avg	td	lg
ROBERTS, Nick	2	62	31.0	0	62
SAILS, KJ	2	28	14.0	0	22
DAVIS, Vincent	1	1	1.0	0	1
NICHOLS, Brock	1	0	0.0	0	0
STUDSTILL, D	1	40	40.0	0	40
KIRBY, Stacy	1	3	3.0	0	3
Total	8	134	16.8	0	62
Opponents	8	82	10.2	0	50

Kick Returns	no.	yds	avg	td	lg
SANDERS, B	13	352	27.1	0	67
EVANS, Jah'Quez	5	99	19.8	0	26
HORNE, Terrence	1	21	21.0	0	21
GRIER, Antonio	1	11	11.0	0	11
NICHOLS, Brock	1	19	19.0	0	21
FORD, Johnny	1	13	13.0	0	13
CARTER, Chris	1	10	10.0	0	10
Total	23	525	22.8	0	67
Opponents	19	351	18.5	0	27

Fumble Returns	no.	yds	avg	td	lg
SAILS, KJ	2	9	4.5	0	7
DAVIS, Vincent	1	0	0.0	0	0
STUDSTILL, D	1	0	0.0	0	0
JONES, Tyrik	1	20	20.0	0	20
LIVINGSTONE, K	1	0	0.0	0	0
REAVES, Greg	1	0	0.0	0	0
Total	7	29	4.1	0	20
Opponents	3	20	6.7	1	16

The Automated ScoreBook
USF Overall Individual Statistics (as of Oct 19, 2019)
All games

Scoring	td	fg	PAT				dpx	saf	pts	Total Offense						
			kick	rush	rcv	pass				g	plays	rush	pass	total	avg/g	
WILCOX, Mitch	4	-	-	-	-	-	-	-	24	McCLOUD, Jordan	7	167	193	674	867	123.9
McCLOUD, Jordan	4	-	-	-	-	-	-	-	24	BARNETT, Blake	5	100	63	434	497	99.4
WEISS, Coby	-	2-3	17-19	-	-	-	-	-	23	CRONKRITE, J	7	96	459	0	459	65.6
FORD, Johnny	3	-	-	-	-	-	-	-	18	SANDS, Trevon	5	30	165	0	165	33.0
MILLER, Bryce	3	-	-	-	-	-	-	-	18	JOINER, Kelley	6	24	118	0	118	19.7
SHRADER, S	1	2-3	3-3	-	-	-	-	-	15	RYGOL, Kirk	3	11	9	97	106	35.3
CRONKRITE, J	2	-	-	-	-	-	-	-	12	FORD, Johnny	5	8	45	0	45	9.0
ST. FELIX, R	1	-	-	-	-	-	-	-	6	EVANS, Jah'Quez	5	5	23	0	23	4.6
SANDS, Trevon	1	-	-	-	-	-	-	-	6	SHRADER, S	7	2	23	0	23	3.3
DUKES, DeVontre	1	-	-	-	-	-	-	-	6	SMALL, Dave	3	1	21	0	21	7.0
HORNE, Terrence	1	-	-	-	-	-	-	-	6	TEAM	2	2	-22	0	-22	-11.0
MATHIS, Jacob	1	-	-	-	-	-	-	-	6	Total	7	446	1097	1205	2302	328.9
Total	22	4-6	20-22	-	-	-	-	-	164	Opponents	7	521	1491	1265	2756	393.7
Opponents	28	4-7	25-27	1-1	-	-	-	-	207							

Field Goals	fg	pct.	01-19	20-29	30-39	40-49	50-99	lg	blk	Punting	no.	yds	avg	lg	tb	fc	i20	50+	blk
WEISS, Coby	2-3	66.7	0-0	2-2	0-0	0-1	0-0	27	0	SCHNEIDER, T	43	1933	45.0	62	4	6	10	15	0
SHRADER, S	2-3	66.7	0-0	0-0	2-3	0-0	0-0	34	0	TEAM	1	0	0.0	0	0	0	0	0	0
										SHRADER, S	1	36	36.0	36	0	0	0	0	1
FG Sequence	USF									Total	45	1969	43.8	62	4	6	10	15	1
Wisconsin	43									Opponents	33	1317	39.9	59	2	6	12	5	0
Georgia Tech	(27)									Kickoffs	no.	yds	avg	tb	ob	retn	net	ydln	
South Carolina State	(20),(34)									SHRADER, S	33	1830	55.5	12	0				
SMU	-									Total	33	1830	55.5	12	0	18.5	35.7	29	
UConn	-									Opponents	38	2254	59.3	11	2	22.8	38.3	26	
BYU	-					(51),(22),(28),39													
Navy	(33),33					-													

Numbers in (parentheses) indicate field goal was made.

The Automated ScoreBook
 USF Overall Individual Statistics (as of Oct 19, 2019)
 All games

All Purpose	g	rush	rcv	pr	kr	ir	total	avg/g
CRONKRITE, J	7	459	81	0	0	0	540	77.1
SANDERS, B	7	0	0	8	352	0	360	51.4
WILCOX, Mitch	7	0	241	0	0	0	241	34.4
FORD, Johnny	5	45	149	0	13	0	207	41.4
McCLOUD, Jord	7	193	0	0	0	0	193	27.6
SANDS, Trevon	5	165	18	0	0	0	183	36.6
MILLER, Bryce	7	0	161	0	0	0	161	23.0
MATHIS, Jacob	6	0	155	0	0	0	155	25.8
JOINER, Kelley	6	118	27	0	0	0	145	24.2
EVANS, Jah'Qu	5	23	0	0	99	0	122	24.4
SAILS, KJ	7	0	0	81	0	28	109	15.6
ST. FELIX, R	7	0	94	0	0	0	94	13.4
WEAVER, Xavie	7	0	68	0	0	0	68	9.7
BARNETT, Blak	5	63	0	0	0	0	63	12.6
ROBERTS, Nick	7	0	0	0	0	62	62	8.9
McDOOM, Eddi	7	0	56	0	0	0	56	8.0
HORNE, Terren	5	0	26	0	21	0	47	9.4
DUKES, DeVont	7	0	46	0	0	0	46	6.6
PHILLIPS, J	7	0	45	0	0	0	45	6.4
STUDSTILL, D	7	0	0	0	0	40	40	5.7
PURLETT, Kevi	6	0	37	0	0	0	37	6.2
SHRADER, S	7	23	0	0	0	0	23	3.3
SMALL, Dave	3	21	0	0	0	0	21	7.0
NICHOLS, Brock	7	0	0	0	19	0	19	2.7
GRIER, Antonio	7	0	0	0	11	0	11	1.6
CARTER, Chris	6	0	0	0	10	0	10	1.7
RYGOL, Kirk	3	9	0	0	0	0	9	3.0
KIRBY, Stacy	4	0	0	0	0	3	3	0.8
DAVIS, Vincent	7	0	0	0	0	1	1	0.1
ATKINS, Sean	2	0	1	0	0	0	1	0.5
TEAM	2	-22	0	0	0	0	-22	-11.0
Total	7	1097	1205	89	525	134	3050	435.7
Opponents	7	1491	1265	236	351	82	3425	489.3

The Automated ScoreBook
 USF Overall Defensive Statistics (as of Oct 19, 2019)
 All games

##	Defensive Leaders	gp-gs	Tackles				tfl/yds	Sacks no-yds	Pass defense			Fumbles		blkd	
			ua	a	tot				int-yds	brup	qbh	rcv-yds	ff	kick	saf
55	MACON, Patrick	7-6	31	24	55	8.0-24	2.0-14	.	1	.	.	1	.	.	
4	REAVES, Greg	7-7	26	20	46	5.5-21	3.0-16	.	1	2	2-0	1	.	.	
2R	ROBERTS, Nick	7-6	29	9	38	2.0-6	.	2-62	1	.	.	1	.	.	
1B	BOYLES, Dwayne	7-5	23	14	37	8.5-30	2.0-16	.	1	1	
8	STUDSTILL, D	7-7	24	13	37	3.5-6	.	1-40	1	.	1-0	.	.	.	
7	HAMPTON, Mike	7-7	23	4	27	.	.	.	3	
9	SAILS, KJ	7-7	21	4	25	1.0-1	.	2-28	5	.	2-9	.	.	.	
2S	SANDERS, B	7-4	19	5	24	2.0-9	1.0-6	1	.	.	
6	LIVINGSTONE, K	7-7	13	9	22	7.0-24	2.0-12	.	.	3	2-0	.	.	.	
42	SLADE, Darius	7-4	12	9	21	2.5-8	.	.	.	1	1-0	.	.	.	
44	GRIER, Antonio	7-3	11	10	21	5.5-20	3.0-17	1	.	.	
3	DAVIS, Vincent	7-1	14	6	20	1.0-1	.	1-1	.	.	1-0	.	.	.	
41	BELLAMY, D	7-1	12	3	15	1.0-1	1.0-1	.	.	2	.	1	.	.	
29	NORRIS, Brian	7-0	9	6	15	1.0-12	1.0-12	1	.	.	
98	GREEN, Blake	6-1	6	8	14	
59	MIMS, Andrew	5-0	8	4	12	2.0-2	1	.	.	
16	NICHOLS, Brock	7-0	7	4	11	.	.	1-0	
90	KEGLER, Kevin	7-5	7	4	11	4.5-7	
22	LaPOINTE, Mekhi	6-0	7	3	10	.	.	.	1	
96	PINKNEY, Kelvin	7-3	5	3	8	2.0-3	1.0-2	.	.	1	
91	YATES, Rashawn	7-1	5	3	8	3.0-10	2.0-6	
25	BOWMAN, Eugene	7-0	7	.	7	
40	VAUGHN, Jason	6-0	3	3	6	1.0-3	
58	LAING, Trey	3-0	3	3	6	1.0-1	
56	JONES, Tyrik	4-0	4	1	5	1.0-14	1.0-14	.	.	.	1-20	.	.	.	
51	KIRBY, Stacy	4-0	2	3	5	0.5-1	.	1-3	
93	BARBER, Tyrone	5-0	3	2	5	0.5-1	
46	THAXTON, Ryan	2-0	.	3	3	
28	SANDS, Trevon	5-0	2	1	3	
21	BURNETT, M	3-0	2	.	2	
10	JOINER, Kelley	6-0	2	.	2	
97	WILLIAMS, Armon	2-0	1	1	2	
89	WILCOX, Mitch	7-7	2	.	2	
19	MILLER, Bryce	7-3	1	1	2	
2	CRONKRITE, J	7-7	2	.	2	
45	GRANT, Darrien	5-0	.	2	2	
49	DENEEN, Ian	6-0	.	1	1	
35	STEPHENS, J	2-0	1	.	1	
88	CARTER, Chris	6-0	1	.	1	
87	LLOYD, Fred	6-0	.	1	1	
11	BARNETT, Blake	5-3	1	.	1	
3S	SHAW, Trent	2-0	1	.	1	
1R	ROLAND, Zion	5-0	1	.	1	
12	McCLOUD, Jordan	7-5	1	.	1	
48	BEARDALL, A	1-0	1	.	1	
Total		7	353	187	540	64-205	19-116	8-134	14	10	10-29	8	.	.	
Opponents		7	268	150	418	47-187	29-148	8-82	17	8	4-20	7	2	.	

The Automated ScoreBook
 USF Team Game-by-Game (as of Oct 19, 2019)
 All games

TEAM STATISTICS

Date	Opponent	Rushing				Receiving				Passing				Kick Returns				Punt Returns				tot off
		no.	yds	td	lg	no.	yds	td	lg	cmp-att-int	yds	td	lg	no.	yds	td	lg	no.	yds	td	lg	
Aug 30	WISCONSIN	23	26	0	19	16	131	0	15	16-33-2	131	0	15	4	68	0	22	1	17	0	17	157
Sep 06	at Georgia Tech	30	93	0	48	16	169	1	54	16-25-0	169	1	54	2	43	0	22	3	8	0	8	262
Sep 14	SOUTH CAROLINA STATE	40	218	3	51	18	241	4	52	18-33-0	241	4	52	2	35	0	18	2	39	0	34	459
Sep 28	SMU	33	54	0	20	21	288	3	43	21-40-2	288	3	43	6	105	0	26	1	5	0	5	342
Oct 05	at UConn	42	313	3	28	12	190	4	37	12-22-2	190	4	37	2	92	0	67	1	-2	0	0	503
Oct 12	BYU	44	243	3	41	7	72	1	39	7-14-1	72	1	39	5	151	0	61	2	22	0	16	315
Oct 19	at Navy	37	150	0	25	15	114	0	28	15-30-1	114	0	28	2	31	0	18	0	0	0	0	264
Opponents		249	1097	9	51	105	1205	13	54	105-197-8	1205	13	54	23	525	0	67	10	89	0	34	2302
Opponents		337	1491	18	67	115	1265	9	39	115-184-8	1265	9	39	19	351	0	27	25	236	0	41	2756

Games: 7 • Avg/rush: 4.4 • Avg/catch: 11.5 • Pass effic: 118.34 • KR avg: 22.8 • PR avg: 8.9 • All purpose avg/game: 435.7 • Total offense avg/gm: 328.9

Date	Opponent	Tackles				Sacks no-yds	Fumble		Pass Defense			blkd kick	PAT Attempts			off					
		ua	a	total	tfl-yds		ff	fr-yds	int-yds	qbh	brup		kick	rush	rcv	saf	t/o	pts			
Aug 30	WISCONSIN	47	31	78	11.0-34	3.0-20	1	1-7	0-0	3	0	0	0	0	0	0	0	0	0	0	0
Sep 06	at Georgia Tech	55	20	75	13.0-37	2.0-17	1	1-0	1-6	0	3	0	0	0	0	0	0	0	7	10	
Sep 14	SOUTH CAROLINA STA	47	22	69	9.0-36	3.0-19	4	5-22	3-63	1	5	0	0	0	0	0	0	0	42	55	
Sep 28	SMU	59	18	77	6.0-12	0.0-0	0	0-0	2-43	1	0	0	0	0	0	0	0	0	0	0	21
Oct 05	at UConn	42	38	80	10.0-36	5.0-26	2	1-0	0-0	4	4	0	0	0	0	0	0	0	0	0	48
Oct 12	BYU	69	14	83	13.0-48	6.0-34	0	1-0	0-0	1	2	0	0	0	0	0	0	0	7	27	
Oct 19	at Navy	34	44	78	2.0-2	0.0-0	0	1-0	2-22	0	0	0	0	0	0	0	0	0	0	3	3
Opponents		353	187	540	64.0-205	19.0-116	8	10-29	8-134	10	14	0	0	0	0	0	0	0	59	164	
Opponents		268	150	418	47.0-187	29.0-148	7	4-20	8-82	8	17	2	0	0	0	0	0	0	28	207	

Date	Opponent	Punting										Field Goals			Kickoffs				
		no.	yds	avg	long	blkd	tb	fc	50+	i20	md-att	long	blkd	no.	yds	avg	tb	ob	
Aug 30	WISCONSIN	8	354	44.2	55	0	1	1	3	1	0-1	0	0	1	65	65.0	0	0	
Sep 06	at Georgia Tech	7	361	51.6	60	0	1	0	5	2	1-1	27	0	3	150	50.0	0	0	
Sep 14	SOUTH CAROLINA STA	7	264	37.7	53	1	1	1	1	3	2-2	34	0	10	610	61.0	7	0	
Sep 28	SMU	8	312	39.0	62	0	0	1	1	1	0-0	0	0	4	198	49.5	2	0	
Oct 05	at UConn	3	126	42.0	51	0	0	2	1	0	0-0	0	0	8	406	50.8	0	0	
Oct 12	BYU	5	264	52.8	61	0	1	1	4	1	0-0	0	0	5	306	61.2	2	0	
Oct 19	at Navy	7	288	41.1	47	0	0	0	0	2	1-2	33	0	2	95	47.5	1	0	
Opponents		45	1969	43.8	62	1	4	6	15	10	4-6	34	0	33	1830	55.5	12	0	
Opponents		33	1317	39.9	59	0	2	6	5	12	4-7	51	0	38	2254	59.3	11	2	

The Automated ScoreBook
USF Opponent Game-by-Game (as of Oct 19, 2019)
All games

OPPONENT STATISTICS

Date	Opponent	Rushing				Receiving				Passing				Kick Returns				Punt Returns				tot off
		no.	yds	td	lg	no.	yds	td	lg	cmp-att-int	yds	td	lg	no.	yds	td	lg	no.	yds	td	lg	
Aug 30	WISCONSIN	43	234	4	38	19	201	2	36	19-26-0	201	2	36	1	23	0	23	4	62	0	41	435
Sep 06	at Georgia Tech	49	181	2	32	14	76	0	20	14-21-1	76	0	20	2	34	0	18	5	23	0	23	257
Sep 14	SOUTH CAROLINA STATE	45	95	1	12	18	283	1	35	18-42-3	283	1	35	3	28	0	15	3	22	0	9	378
Sep 28	SMU	48	245	4	36	24	252	3	39	24-29-2	252	3	39	2	25	0	25	6	51	0	21	497
Oct 05	at UConn	37	84	2	18	18	209	1	33	18-29-0	209	1	33	8	171	0	27	1	17	0	17	293
Oct 12	BYU	56	218	1	32	21	221	1	35	21-33-0	221	1	35	3	70	0	25	2	26	0	15	439
Oct 19	at Navy	59	434	4	67	1	23	1	23	1-4-2	23	1	23	0	0	0	0	4	35	0	17	457
USF		337	1491	18	67	115	1265	9	39	115-184-8	1265	9	39	19	351	0	27	25	236	0	41	2756
USF		249	1097	9	51	105	1205	13	54	105-197-8	1205	13	54	23	525	0	67	10	89	0	34	2302

Games: 7 • Avg/rush: 4.4 • Avg/catch: 11.0 • Pass effic: 127.70 • KR avg: 18.5 • PR avg: 9.4 • All purpose avg/game: 489.3 • Total offense avg/gm: 393.7

Date	Opponent	Tackles				Sacks no-yds	Fumble		Pass Defense			blkd kick	PAT Attempts			off		
		ua	a	total	tfl-yds		ff	fr-yds	int-yds	qbh	brup		kick	rush	rcv	saf	t/o	pts
Aug 30	WISCONSIN	35	14	49	5.0-33	4.0-30	4	1-16	2-16	2	1	0	7-7	0	0	0	14	49
Sep 06	at Georgia Tech	41	8	49	9.0-31	4.0-22	2	2-3	0-0	2	4	0	2-2	0	0	0	0	14
Sep 14	SOUTH CAROLINA STA	46	14	60	10.0-31	2.0-14	0	0-0	0-0	0	3	1	1-2	0	0	0	0	16
Sep 28	SMU	49	14	63	13.0-52	10.0-43	0	0-0	2-0	0	2	0	6-7	0	0	0	14	48
Oct 05	at UConn	28	36	64	4.0-20	4.0-20	0	0-0	2-52	3	2	1	2-2	1	0	0	0	22
Oct 12	BYU	41	20	61	1.0-1	0.0-0	0	1-1	1-14	0	0	0	2-2	0	0	0	0	23
Oct 19	at Navy	28	44	72	5.0-19	5.0-19	1	0-0	1-0	1	5	0	5-5	0	0	0	0	35
USF		268	150	418	47.0-187	29.0-148	7	4-20	8-82	8	17	2	25-27	1	0	0	28	207
USF		353	187	540	64.0-205	19.0-116	8	10-29	8-134	10	14	0	20-22	0	0	0	59	164

Date	Opponent	Punting									Field Goals			Kickoffs				
		no.	yds	avg	long	blkd	tb	fc	50+	i20	md-att	long	blkd	no.	yds	avg	tb	ob
Aug 30	WISCONSIN	5	204	40.8	59	0	0	1	1	3	0-1	0	0	8	491	61.4	4	0
Sep 06	at Georgia Tech	6	248	41.3	55	0	0	0	2	4	0-1	0	0	3	155	51.7	0	0
Sep 14	SOUTH CAROLINA STA	5	173	34.6	39	0	0	1	0	0	1-1	25	0	4	227	56.8	1	1
Sep 28	SMU	5	177	35.4	42	0	0	0	0	1	0-0	0	0	8	475	59.4	2	0
Oct 05	at UConn	6	234	39.0	44	0	2	2	0	2	0-0	0	0	3	191	63.7	1	0
Oct 12	BYU	3	140	46.7	54	0	0	1	1	1	3-4	51	0	6	368	61.3	1	0
Oct 19	at Navy	3	141	47.0	53	0	0	1	1	1	0-0	0	0	6	347	57.8	2	1
USF		33	1317	39.9	59	0	2	6	5	12	4-7	51	0	38	2254	59.3	11	2
USF		45	1969	43.8	62	1	4	6	15	10	4-6	34	0	33	1830	55.5	12	0

The Automated ScoreBook
 USF Game Superlatives (as of Oct 19, 2019)
 All games

INDIVIDUAL GAME HIGHS

Rushes	26	CRONKRITE, J vs BYU (Oct 12, 2019)
Yards Rushing	158	CRONKRITE, J vs BYU (Oct 12, 2019)
TD Rushes	2	McCLOUD, Jordan vs South Carolina State (Sep 14, 2019)
	2	CRONKRITE, J vs BYU (Oct 12, 2019)
Long Rush	51	JOINER, Kelley vs South Carolina State (Sep 14, 2019)
Pass attempts	30	BARNETT, Blake vs Wisconsin (Aug 30, 2019)
Pass completions	16	McCLOUD, Jordan vs South Carolina State (Sep 14, 2019)
Yards Passing	222	BARNETT, Blake vs SMU (Sep 28, 2019)
TD Passes	3	McCLOUD, Jordan vs South Carolina State (Sep 14, 2019)
	3	BARNETT, Blake vs SMU (Sep 28, 2019)
	3	McCLOUD, Jordan at UConn (Oct 05, 2019)
Long Pass	54	McCLOUD, Jordan at Georgia Tech (Sep 06, 2019)
Receptions	5	FORD, Johnny vs SMU (Sep 28, 2019)
Yards Receiving	100	FORD, Johnny vs South Carolina State (Sep 14, 2019)
TD Receptions	2	WILCOX, Mitch vs South Carolina State (Sep 14, 2019)
	2	MILLER, Bryce at UConn (Oct 05, 2019)
Long Reception	54	WILCOX, Mitch at Georgia Tech (Sep 06, 2019)
Field Goals	1	WEISS, Coby at Georgia Tech (Sep 06, 2019)
	1	WEISS, Coby vs South Carolina State (Sep 14, 2019)
	1	SHRADER, S vs South Carolina State (Sep 14, 2019)
	1	SHRADER, S at Navy (Oct 19, 2019)
Long Field Goal	34	SHRADER, S vs South Carolina State (Sep 14, 2019)
Punts	8	SCHNEIDER, T vs SMU (Sep 28, 2019)
Punting Avg	52.8	SCHNEIDER, T vs BYU (Oct 12, 2019)
Long Punt	62	SCHNEIDER, T vs SMU (Sep 28, 2019)
Punts inside 20	3	SCHNEIDER, T vs South Carolina State (Sep 14, 2019)
Long Punt Return	34	SAILS, KJ vs South Carolina State (Sep 14, 2019)
Long Kickoff Return	67	SANDERS, B at UConn (Oct 05, 2019)
Tackles	15	MACON, Patrick vs Wisconsin (Aug 30, 2019)
Sacks	2.0	GRIER, Antonio vs BYU (Oct 12, 2019)
Tackles For Loss	4.0	MACON, Patrick vs Wisconsin (Aug 30, 2019)
Interceptions	1	SAILS, KJ at Georgia Tech (Sep 06, 2019)
	1	ROBERTS, Nick vs South Carolina State (Sep 14, 2019)
	1	DAVIS, Vincent vs South Carolina State (Sep 14, 2019)
	1	NICHOLS, Brock vs South Carolina State (Sep 14, 2019)
	1	STUDSTILL, D vs SMU (Sep 28, 2019)
	1	KIRBY, Stacy vs SMU (Sep 28, 2019)
	1	ROBERTS, Nick at Navy (Oct 19, 2019)
	1	SAILS, KJ at Navy (Oct 19, 2019)

The Automated ScoreBook
USF Game Superlatives (as of Oct 19, 2019)
All games

TEAM GAME HIGHS

Rushes	44	vs BYU (Oct 12, 2019)
Yards Rushing	313	at UConn (Oct 05, 2019)
Yards Per Rush	7.5	at UConn (Oct 05, 2019)
TD Rushes	3	vs South Carolina State (Sep 14, 2019)
	3	at UConn (Oct 05, 2019)
	3	vs BYU (Oct 12, 2019)
Pass attempts	40	vs SMU (Sep 28, 2019)
Pass completions	21	vs SMU (Sep 28, 2019)
Yards Passing	288	vs SMU (Sep 28, 2019)
Yards Per Pass	8.6	at UConn (Oct 05, 2019)
TD Passes	4	vs South Carolina State (Sep 14, 2019)
	4	at UConn (Oct 05, 2019)
Total Plays	73	vs South Carolina State (Sep 14, 2019)
	73	vs SMU (Sep 28, 2019)
Total Offense	503	at UConn (Oct 05, 2019)
Yards Per Play	7.9	at UConn (Oct 05, 2019)
Points	55	vs South Carolina State (Sep 14, 2019)
Sacks By	6	vs BYU (Oct 12, 2019)
First Downs	25	at UConn (Oct 05, 2019)
Penalties	12	vs SMU (Sep 28, 2019)
Penalty Yards	134	vs SMU (Sep 28, 2019)
Turnovers	3	vs Wisconsin (Aug 30, 2019)
Interceptions By	3	vs South Carolina State (Sep 14, 2019)
Punts	8	vs Wisconsin (Aug 30, 2019)
	8	vs SMU (Sep 28, 2019)
Punting Avg	52.8	vs BYU (Oct 12, 2019)
Long Punt	62	vs SMU (Sep 28, 2019)
Punts inside 20	3	vs South Carolina State (Sep 14, 2019)
Long Punt Return	34	vs South Carolina State (Sep 14, 2019)

The Automated ScoreBook
 USF Game Superlatives (as of Oct 19, 2019)
 All games

OPPONENT INDIVIDUAL GAME HIGHS

Rushes	22	PERRY, Malcolm, at Navy (Oct 19, 2019)
Yards Rushing	188	PERRY, Malcolm, at Navy (Oct 19, 2019)
TD Rushes	2	Taylor, J., vs Wisconsin (Aug 30, 2019)
	2	JONES, Xavier, vs SMU (Sep 28, 2019)
	2	MENSAH, Kevin, at UConn (Oct 05, 2019)
	2	PERRY, Malcolm, at Navy (Oct 19, 2019)
Long Rush	67	PERRY, Malcolm, at Navy (Oct 19, 2019)
Pass attempts	29	BEAUDRY, Mike, at UConn (Oct 05, 2019)
Pass completions	21	BUECHELE, Shane, vs SMU (Sep 28, 2019)
Yards Passing	226	BUECHELE, Shane, vs SMU (Sep 28, 2019)
TD Passes	3	BUECHELE, Shane, vs SMU (Sep 28, 2019)
Long Pass	39	BUECHELE, Shane, vs SMU (Sep 28, 2019)
Receptions	7	PROCHE, James, vs SMU (Sep 28, 2019)
	7	ROSS, Cameron, at UConn (Oct 05, 2019)
Yards Receiving	108	BURROUGHS, De'Mo, vs South Carolina State (Sep 14, 2019)
TD Receptions	2	Taylor, J., vs Wisconsin (Aug 30, 2019)
	2	PROCHE, James, vs SMU (Sep 28, 2019)
Long Reception	39	PROCHE, James, vs SMU (Sep 28, 2019)
Field Goals	3	OLDROYD, Jake, vs BYU (Oct 12, 2019)
Long Field Goal	51	OLDROYD, Jake, vs BYU (Oct 12, 2019)
Punts	6	Harvin, P., at Georgia Tech (Sep 06, 2019)
	6	MAGLIOZZI, Luke, at UConn (Oct 05, 2019)
Punting Avg	47.0	WHITE, Owen, at Navy (Oct 19, 2019)
Long Punt	59	Lotti, Anthony, vs Wisconsin (Aug 30, 2019)
Punts inside 20	4	Harvin, P., at Georgia Tech (Sep 06, 2019)
Long Punt Return	41	Dunn, Jack, vs Wisconsin (Aug 30, 2019)
Long Kickoff Return	27	THOMPSON, Art, at UConn (Oct 05, 2019)
Tackles	10	FAGOT, Diego, at Navy (Oct 19, 2019)
Sacks	3.0	SPRINGER, Jacob, at Navy (Oct 19, 2019)
Tackles For Loss	3.0	SPRINGER, Jacob, at Navy (Oct 19, 2019)
Interceptions	2	CLEMONS, Rodney, vs SMU (Sep 28, 2019)

The Automated ScoreBook
USF Game Superlatives (as of Oct 19, 2019)
All games

OPPONENT TEAM GAME HIGHS

Rushes	59	at Navy (Oct 19, 2019)
Yards Rushing	434	at Navy (Oct 19, 2019)
Yards Per Rush	7.4	at Navy (Oct 19, 2019)
TD Rushes	4	vs Wisconsin (Aug 30, 2019)
	4	vs SMU (Sep 28, 2019)
	4	at Navy (Oct 19, 2019)
Pass attempts	42	vs South Carolina State (Sep 14, 2019)
Pass completions	24	vs SMU (Sep 28, 2019)
Yards Passing	283	vs South Carolina State (Sep 14, 2019)
Yards Per Pass	8.7	vs SMU (Sep 28, 2019)
TD Passes	3	vs SMU (Sep 28, 2019)
Total Plays	89	vs BYU (Oct 12, 2019)
Total Offense	497	vs SMU (Sep 28, 2019)
Yards Per Play	7.3	at Navy (Oct 19, 2019)
Points	49	vs Wisconsin (Aug 30, 2019)
Sacks By	10	vs SMU (Sep 28, 2019)
First Downs	31	vs SMU (Sep 28, 2019)
Penalties	12	vs SMU (Sep 28, 2019)
Penalty Yards	123	vs SMU (Sep 28, 2019)
Turnovers	8	vs South Carolina State (Sep 14, 2019)
Interceptions By	2	vs Wisconsin (Aug 30, 2019)
	2	vs SMU (Sep 28, 2019)
	2	at UConn (Oct 05, 2019)
Punts	6	at Georgia Tech (Sep 06, 2019)
	6	at UConn (Oct 05, 2019)
Punting Avg	47.0	at Navy (Oct 19, 2019)
Long Punt	59	vs Wisconsin (Aug 30, 2019)
Punts inside 20	4	at Georgia Tech (Sep 06, 2019)
Long Punt Return	41	vs Wisconsin (Aug 30, 2019)

The Automated ScoreBook
 USF Red-Zone Results (as of Oct 19, 2019)
 All games

USF Inside Opponent Red-Zone

Date	Opponent	Score	Times	Times	Total	Rush		Pass	FGs	Failed to score inside RZ					
			In RZ	Scored	Pts	TDs	TDs	TDs	Made	FGA	Down	Int	Fumb	Half	Game
Aug 30, 2019	WISCONSIN	L 0-49	1	0	0	0	0	0	0	1	0	0	0	0	0
Sep 06, 2019	at Georgia Tech	L 10-14	3	2	10	1	0	1	1	0	0	0	1	0	0
Sep 14, 2019	SOUTH CAROLINA STATE	W 55-16	8	7	41	5	2	3	2	0	0	0	0	1	0
Sep 28, 2019	SMU	L 21-48	3	2	14	2	0	2	0	0	0	1	0	0	0
Oct 05, 2019	at UConn	W 48-22	5	5	34	5	2	3	0	0	0	0	0	0	0
Oct 12, 2019	BYU	W 27-23	3	3	20	3	3	0	0	0	0	0	0	0	0
Oct 19, 2019	at Navy	L 3-35	2	1	3	0	0	0	1	1	0	0	0	0	0
Totals			25	20	122	16	7	9	4	2	0	1	1	1	0

20 of 25 (80.0%)

Opponents Inside USF Red-Zone

Date	Opponent	Score	Times	Times	Total	Rush		Pass	FGs	Failed to score inside RZ					
			In RZ	Scored	Pts	TDs	TDs	TDs	Made	FGA	Down	Int	Fumb	Half	Game
Aug 30, 2019	WISCONSIN	L 0-49	3	2	14	2	1	1	0	1	0	0	0	0	0
Sep 06, 2019	at Georgia Tech	L 10-14	2	2	14	2	2	0	0	0	0	0	0	0	0
Sep 14, 2019	SOUTH CAROLINA STATE	W 55-16	4	2	9	1	1	0	1	0	0	1	1	0	0
Sep 28, 2019	SMU	L 21-48	5	5	34	5	3	2	0	0	0	0	0	0	0
Oct 05, 2019	at UConn	W 48-22	3	2	15	2	2	0	0	0	1	0	0	0	0
Oct 12, 2019	BYU	W 27-23	4	2	6	0	0	0	2	0	2	0	0	0	0
Oct 19, 2019	at Navy	L 3-35	0	0	0	0	0	0	0	0	0	0	0	0	0
Totals			21	15	92	12	9	3	3	1	3	1	1	0	0

15 of 21 (71.4%)

The Automated ScoreBook
USF By-Quarter Statistics (as of Oct 19, 2019)
All games

3rd-Down Conversions

Date	Opponent	Score	Overall		1st Qtr		2nd Qtr		3rd Qtr		4th Qtr		Overtime	
Aug 30, 2019	WISCONSIN	L 0-49	3-14	21.4	2-4	50.0	1-3	33.3	0-5	0.0	0-2	0.0		
Sep 06, 2019	at Georgia Tech	L 10-14	4-15	26.7	1-4	25.0	1-4	25.0	1-4	25.0	1-3	33.3		
Sep 14, 2019	SOUTH CAROLINA STATE	W 55-16	7-16	43.8	1-4	25.0	2-4	50.0	1-3	33.3	3-5	60.0		
Sep 28, 2019	SMU	L 21-48	4-16	25.0	3-6	50.0	0-5	0.0	0-3	0.0	1-2	50.0		
Oct 05, 2019	at UConn	W 48-22	6-10	60.0	1-2	50.0	2-2	100.0	1-3	33.3	2-3	66.7		
Oct 12, 2019	BYU	W 27-23	6-12	50.0	0-2	0.0	1-2	50.0	4-6	66.7	1-2	50.0		
Oct 19, 2019	at Navy	L 3-35	7-18	38.9	0-3	0.0	3-6	50.0	3-5	60.0	1-4	25.0		
	USF		37-101	36.6	8-25	32.0	10-26	38.5	10-29	34.5	9-21	42.9	0-0	0.0
	Opponents		54-114	47.4	15-31	48.4	15-29	51.7	14-28	50.0	10-26	38.5	0-0	0.0

4th-Down Conversions

Date	Opponent	Score	Overall		1st Qtr		2nd Qtr		3rd Qtr		4th Qtr		Overtime	
Aug 30, 2019	WISCONSIN	L 0-49	0-2	0.0	0-0	0.0	0-0	0.0	0-2	0.0	0-0	0.0		
Sep 06, 2019	at Georgia Tech	L 10-14	2-2	100.0	1-1	100.0	0-0	0.0	1-1	100.0	0-0	0.0		
Sep 14, 2019	SOUTH CAROLINA STATE	W 55-16	0-0	0.0	0-0	0.0	0-0	0.0	0-0	0.0	0-0	0.0		
Sep 28, 2019	SMU	L 21-48	1-2	50.0	1-1	100.0	0-0	0.0	0-0	0.0	0-1	0.0		
Oct 05, 2019	at UConn	W 48-22	1-1	100.0	0-0	0.0	0-0	0.0	0-0	0.0	1-1	100.0		
Oct 12, 2019	BYU	W 27-23	0-0	0.0	0-0	0.0	0-0	0.0	0-0	0.0	0-0	0.0		
Oct 19, 2019	at Navy	L 3-35	0-1	0.0	0-0	0.0	0-0	0.0	0-1	0.0	0-0	0.0		
	USF		4-8	50.0	2-2	100.0	0-0	0.0	1-4	25.0	1-2	50.0	0-0	0.0
	Opponents		6-10	60.0	1-1	100.0	2-2	100.0	0-1	0.0	3-6	50.0	0-0	0.0

Time of Possession

Date	Opponent	Score	Overall	1st Qtr	2nd Qtr	3rd Qtr	4th Qtr	Overtime
Aug 30, 2019	WISCONSIN	L 0-49	25:00	5:34	6:08	6:27	6:51	
Sep 06, 2019	at Georgia Tech	L 10-14	27:25	7:25	5:57	9:33	4:30	
Sep 14, 2019	SOUTH CAROLINA STATE	W 55-16	25:17	7:20	4:54	5:50	7:13	
Sep 28, 2019	SMU	L 21-48	28:12	8:44	7:33	7:19	4:36	
Oct 05, 2019	at UConn	W 48-22	26:39	5:35	5:47	8:45	6:32	
Oct 12, 2019	BYU	W 27-23	22:30	3:17	5:06	9:54	4:13	
Oct 19, 2019	at Navy	L 3-35	29:10	8:18	7:29	7:27	5:56	
	USF	Total	184:13	46:13	42:54	55:15	39:51	0:00
		Avg.	26:19	6:36	6:07	7:53	5:41	0:00
	Opponents	Total	235:47	58:47	62:06	49:45	65:09	0:00
		Avg.	33:41	8:23	8:52	7:06	9:18	0:00