



@USFFOOTBALL

Sept. 23, 2019

UNIVERSITY OF SOUTH FLORIDA BULLS FOOTBALL

TAMPA, FLORIDA

23rd SEASON • 15 WINNING SEASONS • 10 BOWL GAMES • 6 BOWL VICTORIES • 30 NFL DRAFT PICKS • 14 ALL-AMERICA SELECTIONS • REACHED NO. 2 RANKING IN 2007

2019 USF GAME NOTES

GAME 4 • SMU

USF DRIVE STARTERS

- ✓ Bulls look to win 4th straight conference opener & 4th straight game vs. SMU, which enters unbeaten.
✓ Bigger, stronger Bulls D among national leaders in takeaways & TFL
✓ RS FR QB Jordan McCloud sparks offense in first career start, recording 5 TD.
✓ Projected top NFL TE pick Wilcox sets USF TE touchdown record with his 8th vs. SC State
✓ Ford stakes claim as go-to wide receiver.
✓ New offensive coordinator Kerwin Bell looks to get 1,000-yard rusher Jordan Cronkrite going.
✓ Nine P5 transfers playing big roles, Sails leads team with 3 takeaways, Macon leads in tackles & TFL.

USF (1-2; 0-0 American) vs. SMU (4-0; 0-0 American)

Saturday, Sept. 28 • 4:00 P.M. • Tampa, Fla. • Raymond James Stadium (65,857)

SURFACE: Bermuda Grass
TV: ESPNU: Anish Shroff (p-by-p), Ahmad Brooks (analyst) & Kris Budden (reporter)
RADIO: USF Radio Network (1250 AM)
AUDIO STREAM: iHeartRadio - Bulls Unlimited
SERIES: USF leads, 3-1
IN TAMPA: 1-1, USF won last, 38-14, in 2015
IN DALLAS: USF leads, 2-0
LAST: USF won, 35-27, in Dallas in 2016
USF VS. AAC: 27-21
CONFERENCE OPENERS: 10-6, 5-1 in American



USF

RANKINGS (CFP/AP/COACHES): NR/NR
HEAD COACH: Charlie Strong (C. Arkansas, '82)
RECORD AT USF: 18-10 (3rd)
CAREER RECORD: 71-47 (10th)



SMU

RANKINGS (CFP/AP/COACHES): -/-
HEAD COACH: Sonny Dykes (Texas Tech, '93)
RECORD AT SMU: 9-8 (2nd Year)
CAREER RECORD: 50-53 (10th Year)

@USFFOOTBALL @COACHSTRONG_USF @USFATHLETICS #HORNSUP #GOBULLS #BULLSTRONG

2019 SCHEDULE

Table with columns: DATE, OPPONENT, KICK/RESULT, TV, RADIO, NOTABLE. Lists 12 games from Aug 30 to Dec 2.

USF STATISTICAL LEADERS

RUN: McCloud: 19 carries, 85 yds, 2 TD, 28.3 ypg
PASS: McCloud: 65.7%, 329 yds, 4 TD, 0 INT, 109.7 ypg
REC: Ford: 8 rec, 123 yds, 2 TD, 61.5 ypg
SCORING: Ford, 18 pts
TACKLES: Macon (7.0 tpg)
TFL: Macon (5.0)
SACKS: 8 players, 1.0 Sacks
INT: 4 players, 1
USF CAPTAINS: Game-by-Game

USF RADIO NETWORK

FLAGSHIP: 95.3 FM/620 AM WDAE (TAMPA)
IHEART RADIO (DIGITAL) - BULLS UNLIMITED
Jim Louk, play-by-play Sam Barrington, analyst
Joey Johnston, sideline
PREGAME SHOW (2 HRS PRIOR TO KICK)
Jim Lighthall, Jay Recher & Darek Sharp
USF FOOTBALL RADIO SHOW
Live weekly, 7-8 p.m. from World of Beer on Fowler Ave.
Thursdays on Saturday game weeks
Tuesdays on mid-week game weeks

FIND US ON SOCIAL MEDIA

Twitter: @USFFOOTBALL, @CoachStrong_USF
Instagram: USFFOOTBALL
Facebook: facebook.com/SouthFloridaFootball
#GoBulls; #HornsUp; #BullStrong

USF ATHLETIC COMMUNICATIONS

4202 E. Fowler Ave., ATH 100, Tampa, FL 33620
OFFICE: 813-974-2125 WEB: GoUSFBulls.com
Brian Siegrist, Associate AD for Communications
O: (813) 974-4086 | C: (813)-293-3897 | siegrist@usf.edu
Jay D'Abramo Asst. Director of Communications
O: (813) 974-7099 | C: 813-210-7333 | Jdabramo@usf.edu



GAME DAY VS SMU

USF returns to Raymond James Stadium after its first bye week of the season to face SMU, one of 23 unbeaten teams in FBS and coming off a 41-38 victory at No. 25 TCU. Charlie Strong recruited and coached SMU QB Shane Buechele at Texas prior to both leaving. The Bulls are 4-0 under Strong following a bye week. USF had just one bye week last season, defeating UMass (58-42) following it, after three in Strong's first year. The Bulls have won 21 of their last 27 home games. Strong is 16-8 overall in American Conference competition.

■ CONFERENCE OPENER: USF has won its first two conference openers under Strong, both at home, and is 5-1 all-time in American conference openers and 10-6 overall. The Bulls have won three straight conference openers, last falling at home vs. Memphis (24-17) in 2015.

■ SET THE EXPECTATION: Coach Strong welcomed Brenda Tracy during fall camp to deliver a powerful address to the team on surviving sexual violence and its devastating impacts on society. Following the presentation the team set Sept. 28 as the team's "Set the Expectation" game to help bring awareness and lead the way in preventing sexual violence and will wear special helmet decals signify their commitment and Tracy will help conduct the coin toss.

■ NATIONAL DEFENSIVE LEADERS: Following a USF record setting eight takeaways vs. SC State, the Bulls rank No. 1 nationally with 11 turnovers forced, No. 1 in fumbles recovered (7) and No. 2 in turnover margin (2.00).

■ FORD FUSION: Tabbed as "our man beater" by OC Kerwin Bell, Johnny Ford's transition from running back to wide receiver has hit full fusion as he leads the Bulls in receiving despite playing in just two of USF's three games. He exploded for a pair of touchdowns vs. SC State, including a 42-yard touchdown reception and a 32-yard touchdown run, and posted his first career 100-yard receiving game (4 catches, 100 yards, 1 TD).

USF QUICK FACTS

HEAD COACH CHARLIE STRONG

Years Coached: _____ 10th season (3rd at USF)
Alma Mater: _____ Central Arkansas, '82
 _____ three-time all-conference defensive back
Career Record: _____ 71-47 (11th)
Record at USF: _____ 18-10 (3rd)
American Conf. Record: _____ 16-8 (4th yr; 1 at UL)
Career Bowl Record: _____ 4-4

USF COACHING STAFF (game location)

Brian Jean-Mary (Field) Def. Coord. /Asst. HC/LBs
 Kerwin Bell (Field) Off. Coord./QBs
 Justin Burke (Press Box) Tight Ends/Special Teams
 Sean Cronin (Press Box) Outside Linebackers
 Jeremy Darveau (Field) Offensive Line
 Steve Ellis (Field) Defensive Backs
 Bryan Hill (Press Box) Safeties
 Shaun King (Field) Running Backs
 Paul Spicer (Field) Defensive Line
 Charlie Williams (Field) Wide Receivers
 Pat Moorer (Field) Strength & Conditioning
Analysts: Kade Bell, Trent Earley, Lindsey Lamar,
 Jamey McClendon, Andrew Robestelli, Auggie Sanchez
Graduate Assistants: Demarco Cobbs,
 Emilio Nadelman, John Peacock, Jonathan Pearce

IN THE PRESS BOX

OFFENSE: Justin Burke

DEFENSE: Sean Cronin & Bryan Hill

UNIVERSITY QUICK FACTS

Location: Tampa, Fla. **Enrollment:** 50,577
Nickname: Bulls **Colors:** Green & Gold
Conference: American Athletic
President: Dr. Steven C. Currall
Athletic Director: Michael Kelly
Football Office Phone: 813-974-7170

TEAM OVERVIEW

2018 Overall Record: 7-6
2018 American Athletic Record: 3-5
Bowl Game: Gasparilla Bowl (Lost)
Starters Returning/Lost: 16/8
Offense: 9/2 **Defense:** 5/6
Special Teams: 2/0
Lettermen Returning/Lost: 39/22
Offense: 20/8 **Defense:** 16/13
Special Teams: 3/1

FOOTBALL HISTORY

First Year: 1997
First Year in FBS: 2000
Record (years): 153-113 (23rd season)
FBS Record (years): 133-100 (20th season)
Bowl Appearances/Record: 10 (6-4)
Last Bowl Appearance: 2018 Gasparilla (L, Marshall)
First Team All-Americans: 6
First Team All-Conference: 32

STADIUM INFORMATION

Name: Raymond James Stadium
Capacity: 65,857 **Surface:** Tifway Bermuda 419
Record At Ray Jay: 91-43 (.679)

THE PROGRAM

In its 23rd season and 20th at the FBS level, USF Football has made 10 bowl appearances, including a current string of four straight and every season between 2005-10 (6 straight). USF has won six bowl games and has produced 14 All-America selections, 30 NFL Draft picks and reached the No. 2 ranking in the Associated Press Poll in 2007.

LAST TIME OUT

FRESHMAN MCLOUD LEADS BULLS WITH 5 TD IN FIRST START

USF ended an eight-game losing streak as redshirt freshman Jordan McCloud (a Tampa native) made his first career start under center and accounted for five touchdowns (3 passing, 2 rushing) while leading USF to a 55-16 victory over South Carolina State in Raymond James Stadium.

■ The Bulls' D did its part, posting a program record eight takeaways, including a record five fumble recoveries. Eight different players captured a turnover on the day.

■ McCloud's five TD accounted for marked the second-most in a freshmen debut in program history. QB Marquel Blackwell accounted for six touchdowns (three rushing, three passing) against Southern Utah in 2001. McCloud accounted for 273 yards, 217 passing.

■ The Bulls' 39-point margin of victory (55-16) is their largest since a 41-point win (44-3) at UCF in 2015.

■ Senior Mitchell Wilcox set the new USF tight end career touchdown receptions record (8) after a 20-yard scoring catch in the second quarter and a 10-yarder in the third.

■ WR/RB Johnny Ford posted a pair of touchdowns (42-yard scoring reception & 32-yard rushing touchdown). He had a career long 52-yard reception and finished with four catches for 100 yards in his first career 100-yard receiving game.

USF NUMBERS TO KNOW

46,704 - Home crowd for USF's season opener vs. Wisconsin, including 9,000 USF students, was near a lower bowl sellout (48,007) in Raymond James Stadium.

9,264 - Distance that Trent Schneider, a 29-year-old, left-footed punter from Sydney, Australia, is from home. He set a USF game record averaging 51.6 ypp on seven punts at Georgia Tech & ranks -- th nationally (- ypp).

1,121 - Rushing yards for SR RB Jordan Cronkrite, in 2018, the 9th 1,000-yard season in program history. His five straight 100-yard games to equal the USF record.

523.9/52.0 - OC Kerwin Bell led Valdosta State to the Div. II national title in 2018 as his offense averaged 523.9 ypg and 52.0 ppg.

411 - SR QB Blake Barnett passed for 411 yards vs. Illinois in 2018, the second-best total in USF history.

302 - USF and American Conference record rushing yards posted by SR RB Jordan Cronkrite in 2018 at UMass.

273 & 5 - FR QB Jordan McCloud totaled 273 yards and 5 TD (3 passing & 2 rushing) in his debut start vs. SC State on Sept. 14. He became the 17th starting QB in program history and the 10th to win their debut.

150 - In 2018, USF became the fastest collegiate program in state of Florida history to reach 150 wins.

100 - SO WR Johnny Ford posted his first career 100-yard receiving game (4 rec./100 yards) vs. SC State.

100 - SO WR Randall St. Felix posted four 100-yard receiving games in 2018, including a USF bowl record 165 yards and two TD in the Gasparilla Bowl.

98 & 97 - KR Terrence Horne tied an NCAA record in 2018 with two kickoff returns for TDs (98 & 97 yds) vs. Georgia Tech. His 264 kickoff return yards in the game set a USF record. He missed the bulk of the 2018 season after tearing his ACL in practice prior to the ECU game.

89 - SR DE Greg Reaves posted a career-best 89 tackles in 2018 as he played the last seven games of the year at linebacker, including posting a career-best 14 tackles in the Gasparilla Bowl.

83.3 - Walk-on JR kicker Coby Weiss made 15 of 18 field goals (83.3 %) in 2018 and to ranked 4th in the AAC and 19th nationally. He is 12-of-12 under 30 yards on his career.

43/540 - SR TE Mitchell Wilcox, a Mackey Award candidate, set a USF TE seasons record in 2018 with 43 catches for 540 yards to finish second on the team in both.

78/1,077/8 - SR TE Mitchell Wilcox owns USF tight end career records with 78 receptions, 1,077 yards & 8 TD. He has 6 catches for 101 yards & 2 TD on the year.

26.8 - Kickoff return average in 2018 for sophomore Bentele Sanders who led USF with 349 kick return yards and had returns of 62 and 46 yards.

22 - USF is 22-10 in American Athletic Conference games over the last four seasons, the second-best record of any team over that span. The Bulls are 15-5 against the East Division in the last three years.

20 - USF checked in at No. 20 in the Coaches poll in Week 9 of the 2018 season. The winningest era of USF football includes a program-record run of 20 straight weeks ranked in the Top 25 (2016-17), four straight bowl game appearances and two bowl victories over Power 5 opponents.

18 - Number of passes defended recorded by Mike Hampton in 2018, to rank ninth nationally and come one short of tying the USF season record.

15 - Number of tackles recorded by LB Patrick Macon in his USF debut, the most for a Bull since 2013. He leads USF with 7.0 per game, which ranks --- in the conference.

10.0 - Number of tackles for loss recorded by SR DE Kirk Livingstone in 2018 to lead USF. He has 22.5 TFL and eight sacks on his career.

15-1 - USF is 15-1 under Charlie Strong when rushing for 200 yards in a game, falling for the first time at Houston, and 15-1 when outrushing an opponent under Strong.

12/9 - USF has 12 players on the roster that transferred from Power 5 schools, nine are in the depth chart.

8 - USF grabbed a program record 8 takeaways vs. SC State to jump into the national lead with 11 on the year. USF collected 21 turnovers in 2018.

5 - USF returns all five starters on the offensive line from the 2018 Gasparilla Bowl. Seniors Marcus Norman (RT) and William Atterbury (RG) have combined to start 59 games.

2 - USF ranks 2nd nationally with 11.0 TFL per game.



EXCLUSIVE DEBUT OF ADIDAS WVN A1 UNIFORM

When USF football opened the 2019 season in an ESPN primetime clash with Wisconsin, the Bulls were clad in the new adidas WVN A1 uniform, the newest creation in the adidas A1 uniform franchise.

USF was selected to debut the latest addition to the adidas A1 uniform franchise and will be the only team in the nation wearing the WVN A1 uniform, adidas' lightest weight game uniform.

The advanced technology in the four-way stretch woven fabric combined with stretch mesh paneling throughout the jersey and pant provides for an elevated range of motion, compression fit and superior ventilation. Rigid mesh at key vent zones around the shoulder pads provides AERO.RDY breathability.



#BULLSTRONG: INSIDE USF FOOTBALL

Shot and produced by 20-time Emmy-winning Awesome Films, #BULLSTRONG: Inside USF Football takes fans inside the program with stunning cinematography and unprecedented access. The show, was the winner of the Outstanding Program Series award at the 2017 SVG/NACDA College Sports Media Awards and won a Florida broadcasting Emmy.

AIR TIMES: EACH GAME WEEK: FOX Sports Florida Thursdays at 4:30 p.m. (Spectrum CH: 39 & 1149 HD; Verizon FiOS CH: 77 & 577; DirecTV 654; Dish Network 423 SD; 373 HD

MOR-TV: Saturdays at noon (Charter/Spectrum CH 12/HD 1012; Verizon FiOS Ch 12/HD 512; Comcast 12/HD 437 ; Xfinity CH 4 in Sarasota; DirecTV CH 32 & 32-1; Over the air CH 32.1

OPPONENT PREVIEW: SMU, USF LEADS SERIES 3-1

In its second season under head coach Sonny Dykes, SMU remained one of 23 unbeaten teams in FBS football, improving to 4-0 with a 41-38 victory at No. 25 TCU, posting its best start since 1984. QB Shane Buechele went 23-of-34 passing for 288 yards and two TD while running for another score while Xavier Jones ran for 79 yards and a TD.

- SMU ranks 17th nationally in total offense (514 ypg) and 16th in scoring (43.5 ppg). They run for 216.8 ypg and pass for 297.3 ypg. The SMU defense ranks 80th giving up 28.0 ppg and 65th giving up 369.0 ypg.
- Shane Buechele leads the AAC in passing and is 16th nationally with 1,159 yards through the air.
- WR Reggie Roberson ranks 7th nationally with 116.0 receiving yards per game while RB Xavier Jones is second nationally with 8 rushing TD and is posting 92.5 rushing yards per game.
- LB Patrick Nelson ranks fourth nationally with 1.38 sacks per game and SMU stands 9th in FBS posting 3.75 sacks per game while allowing just 1.00 to rank 16th. They are also 19th in turnovers gained with 8.
- SR LB Johnell Brown led SC State with 7 tackles, a sack and a forced fumble vs. Lane.

FRESHMAN MCCLOUD IMPRESSIVE IN STARTING QB DEBUT

A redshirt freshman and Tampa native, Jordan McCloud became the 17th starting quarterback in program history, third from local Hillsborough County, and the 10th to win in their debut, first from Hillsborough, when he led the Bulls to a 55-16 victory over SC State on Sept. 14. The 39-point win was USF's largest since a 44-3 victory at UCF in 2015 and the fourth largest margin of victory in a first career start, largest since Brian Fisher led the Bulls to a 55-7 victory over Charleston Southern in 2003.

- McCloud accounted for five touchdowns (three passing, two rushing) in the second-best scoring debut by a USF freshman. QB Marquel Blackwell accounted for six touchdowns (three rushing, three passing) against Southern Utah in 2001.
- McCloud accounted for 273 yards (217 passing) and accounted for 5 TD, the most by a USF QB in a debut (bettering Blake Barnett's four). The Bulls did not turn the ball over.
- McCloud is completing 65.7% of his passes and has 4 TD vs 0 INT on the year. He leads USF with 85 yards rushing and two TD on the ground.
- McCloud gained a reputation as "unflappable" during a high school career that saw him play running back and defensive back before moving to quarterback as a junior. He started his senior year and led Plant HS to a 12-2 record and the state semifinals.
- At Georgia Tech, McCloud took the field with 1:16 left in the third quarter and on his third play from scrimmage hit Johnny Ford with a 20-yard TD pass to cut the Tech lead to 14-10. On his very next pass on the Bulls' next possession, McCloud hit Mitch Wilcox for a 54-yard gain to the Tech 1-yard line. He finished 4-of-5 for 90 yards and a touchdown while running for 12 yards.

FORD FUSION

Sophomore Johnny Ford has proved explosive in his transition from running back to wide receiver and enters the SMU game as USF's leading receiver with 8 catches for 123 yards and 2 touchdowns.

- Ford has touchdown catches in back-to-back games after his 42-yard scoring reception vs. SMU
- Ford had a career long 52-yard reception vs. SC State and posted his first career 100-yard receiving game (4, 100 yds)
- Ford leads USF in scoring with 3 TD on the year, including a 32-yard rushing touchdown vs. SC State and a 20-yard TD catch at Georgia Tech.
- His four explosive plays over 20 yards (1 rush, 3 receiving) are second only to Jordan McCloud's seven (6 pass, 1 rush).

TAPPING TRANSFER TALENT

USF has had a history of transfers finding success in Tampa. Currently 12 players on the roster entering 2019 transferred to the Bulls from Power 5 schools. Nine of those players are currently in the two deep (5 on Offense, 4 on defense), with the potential for two more could join them soon, and are expected to be significant contributors on the field.

P5 Transfers That Started Game 1 (7)

Jordan Cronkrite	RB	Florida
Devins Studstill	S	Notre Dame
KJ Sails	DB	North Carolina
Blake Barnett	QB	Arizona State
Eddie McDoom	WR	Michigan
Darius Slade	DE	Arizona State
Patrick Macon	LB	Oklahoma State

Transfers Currently on the Depth Chart

Jarrett Hoppie	OL	Virginia Tech
Jacob Mathis	TE	Ole Miss

Other P5 Transfers

Augie DeBiase	QB	Miami
Ryan Thaxton	DE	Tennessee
Latrell Williams	WR	Tennessee

Other Transfers on Depth Chart

Bryce Miller	WR	Southeastern
Blake Green	DT	NW Missouri St.
Trent Schneider	P	Santa Barbara City
Coby Weiss	K	Tennessee State

Recent Notable Transfers

Marquez Valdes-Scantling	WR	NC State
- Set season receiving record, drafted by Packers		
Rodney Adams	WR	Toledo
- Drafted by Vikings		
Aaron Lynch	DE	Notre Dame
- Drafted by 49ers		
Jason Pierre-Paul	DE	Fort Scott CC
- Drafted by Giants		

AMERICAN CONFERENCE

School	CONF	OVERALL	STREAK
EAST			
UCF	0-0	3-1	L1
Temple	0-0	2-1	L1
Cincinnati	0-0	2-1	W1
USF	0-0	1-2	W1
UConn	0-0	1-2	L2
East Carolina	0-1	2-2	L1
WEST			
Navy	1-0	2-0	W2
Tulane	1-0	3-1	W2
SMU	0-0	4-0	W4
Memphis	0-0	3-0	W3
Houston	0-1	1-3	L2
Tulsa	0-0	2-2	W1

AMERICAN CONFERENCE SCHEDULE

THURSDAY • SEPTEMBER 26

NAVY @ MEMPHIS 8:00 P.M. TV: ESPN

SATURDAY • SEPTEMBER 28

GEORGIA TECH @ TEMPLE 3:30 P.M. TV: CBSN

SMU @ USF 4:00 P.M. TV: ESPNU

CINCINNATI @ MARSHALL 5:00 P.M. TV: FACEBOOK

ECU @ OLD DOMINION 6:00 P.M. TV: ESPN+

UCONN @ UCF 7:00 P.M. TV: ESPN2

HOUSTON @ NORTH TEXAS 8:00 P.M. TV: FACEBOOK

AMERICAN ATHLETIC CONFERENCE 2019 BOWL COMMITMENTS

	DLX Frisco Bowl American vs. Sun Belt Friday, Dec. 13, 7:30 p.m. ET Frisco, Texas ESPN
	Agrio Marlin Cure Bowl American vs. Sun Belt Saturday, Dec. 14, 5:30 p.m. ET Marlin, Fla. CBS Sports Network
	Carolina I Red Cherry Soup Relief Bowl American vs. SEC Saturday, Dec. 14, 7:30 p.m. ET Wenatchee, Wa. ABC
	Bud Eyer Missouri Sengstacke Bowl American vs. Conference USA Monday, Dec. 16, 8:00 p.m. ET Tulsa, Okla. ESPN
	Harold Bowl American vs. FBS Tuesday, Dec. 17, 9:00 p.m. ET Houston, Texas ESPN
	Military Bowl presented by Northrup Grumman American vs. ACC Friday, Dec. 19, noon ET Greensboro, N.C. ESPN
	Jared Birmingham Bowl American vs. SEC Thursday, Dec. 19, 7 p.m. ET Birmingham, Ala. ESPN
	COLLEGE FOOTBALL PLAYOFF The 2019 College Football Playoff will hold semifinal games at: Florida Bowl Saturday, Dec. 14 at 1:00 p.m. ET on ESPN Chick-fil-A Peach Bowl Saturday, Dec. 14 at 1:00 p.m. ET on ESPN The 2019 College Football National Championship rematch is at: Mercedes-Benz Superdome New Orleans, La. Monday, Dec. 17, 7:00 p.m. ET on ESPN
	Goodyear Cotton Bowl Classic New Year's Six Bowl Saturday, Dec. 14, noon ET Dallas, Texas ESPN



DID YOU KNOW?

- Head coach **Charlie Strong** loves ice cream, particularly Blue Bell chocolate, and eats it daily.
- SR TE **Mitchell Wilcox** is physical and loves contact, in fact he posted 61 tackles and 17.5 TFL in his senior year of HS. His father, Charles, served in the U.S. Coast Guard. The family has an ice cream scoop that has been passed down through the family and is reinforced by the end of a shovel handle.
- SR TE **Mitchell Wilcox** is the ping-pong champion of the current Bulls locker room but still has not claimed the crown for Selmon Athletics Center, that is held by former Bulls' kicker and current GA Emilio Nadelman.
- SR TE **Mitchell Wilcox** was the team belly flop champion at the 2018 Gasparilla Bowl, using a long perfected technique. His parents, Carole and Chuck, attended the very first USF game in 1997.
- SR DE **Greg Reaves** played safety in high school. He joined USF as a walk-on, earning a scholarship prior to the 2017 season. Reaves plays the saxophone and likes to play Christmas songs.

- FR WR **Terrence Horne** was the 100-meter champion in the 2018 FHSAA 4A State Track and Field Championships. He has a career-best time of 10.29.
- JR P **Trent Schneider** is a 29-year-old native of Sydney, Australia who worked construction for eight years before the former soccer goalkeeper became a college punter.
- SR LB **Nico Sawtelle** plays the piano. He can still pick up sheet music and play and likes to play "Piano Man" and the Charlie Brown theme song.
- SR QB **Blake Barnett** is married to a professional surfer, Maddie. They were engaged in 2015 and have an infant son, Brooks. Blake also surfs.
- SR QB **Blake Barnett's** father, Lance, was a professional motocross racer when Blake was young and Blake rode motocross from the ages of 5 to 12. He went through five motorcycles as he advanced levels.
- SR RT **Marcus Norman's** father, Winston, is a native of England and his mother, Phillippa, hails from Jamaica, where Norman has visited often throughout his life.

PROGRAM ON A ROLL

FASTEST TO 150 WINS

With a victory over ECU (Sept. 22), USF became the fastest Florida FBS program to reach 150 wins.

STATE OF FLORIDA FBS PROGRAMS

School..... Game Reached

150th Win/Games

USF	4th game of 2018	150/255 (.588)
Florida.....	1st game of 1937	150/258 (.581)
Miami.....	5th game of 1955	150/267 (.562)
Florida St.	10th game of 1975	150/292 (.513)
UCF	9th game of 2005	150/294 (.510)
FAU & FIU	have not reached 150 wins	

BULLS POST BEST 4-YEAR WIN TOTAL

USF has posted the program's best-ever win total (36) over four seasons. The Bulls surpassed the previous program record in the 44th game of the current four-year period, surpassing the 34 wins (34-18 (65.0%)) posted from 2006-09 in a span of 52 games.

WINNINGEST ERA IN USF HISTORY

USF is experiencing the most successful era in the 22 years of the existence of the football program.

MOST WINS & BEST RECORD OVER 3 SEASONS

Record	Period ..	Win %
29-9	2015-17	76.3%
28-10	2016-18	77.8%
26-13	2006-08	66.6

MOST WINS & BEST RECORD OVER 4 SEASONS

Record	Period.....	Win %	Bowls
36-15	2015-18.....	70.5%	3
34-18	2006-09	65.0%	4

MOST WINS IN A SEASON

Record	Period ..	Win %
11-2	2016	84.6%
10-2	2017	83.3%
9-2	2002	81.8%
9-4	2007	69.2%
9-4	2006	69.2%

2ND BEST RECORD IN THE AMERICAN

USF has gone 22-10 in American Athletic Conference games the last five seasons (including 2019). The Bulls are 12-4 at home during that span and 15-5 vs. East Division foes in the last four years.

Top American Conference Records (Last 5 Seasons)

Temple	24-8
USF	22-10
Houston	22-11
Memphis	21-11
Navy	21-12
UCF	20-12

2019 SEASON STORY LINES

■ **Coaching Staff Changes:** Head coach Charlie Strong welcomed five new coaches in the offseason, highlighted by offensive coordinator Kerwin Bell. Offensive line coach Jeremy Darveau also joined the offense and USF added three new defensive coaches: defensive backs coach Steve Ellis, safeties coach Bryan Hill and defensive line coach Paul Spicer.

■ **OC Bell Set to Score Fast:** After leading Valdosta State to a Division II National Championship with the nation's top scoring offense (52.0 ppg), new offensive coordinator Kerwin Bell takes the reins of the USF offense and will begin developing the Bulls scheme this spring with the mantra "play fast, score faster."

■ **16 Starters/Senior Leaders Return:** USF returns 16 starters, including five seniors on offense and senior leaders Greg Reaves, Kirk Livingstone and Nico Sawtelle on defense.

■ **Nine Starters Return on Offense:** New OC Kerwin Bell will enjoy nine returning starters on offense, including the Bulls' quarterback, top rusher, top receiver, all-conference tight end and four offensive linemen with seven or more starts in 2018.

■ **Dynamic Runners:** The Bulls return their top three rushers from 2018, led by dynamic backs Jordan Cronkrite (1,121 yds & 9 TD) and Johnny Ford (787 yds & 8 TD) that ranked fifth (6.09) and third (6.84) in yards per carry in The American.

■ **Wilcox & Cronkrite Spurn NFL:** First team all-conference tight end Mitchell Wilcox and 1,000-yard rusher Jordan Cronkrite elected to forego early entry in the NFL Draft to return for their senior campaigns. Wilcox posted a USF tight end record season with 43 receptions for 540 yards, while Cronkrite logged the sixth-best rushing season in program history.

■ **Familiar O-Line Provides Foundation:** The Bulls' five starters on the offensive line for the Gasparilla Bowl all return in 2018. They all started at least 4 games in 2018.

■ **D-Line Matures:** Young Bulls got a lot of experience on the D-line last year. Now, seniors Greg Reaves and Kirk Livingstone lead a group of four players that have played in 22 or more games and six that have played in eight or more.

■ **Special Teams Solid:** USF returns its kicker (Coby Weiss, 15-18 FG), punter (Trent Schneider, 42.9 ypp), leading kick returner (Bentlee Sanders, 26.8 ypr) and expects the return of dynamic returner Terrence Horne (2 TD returns vs. G-Tech).

POWER SIX

After wins over Georgia Tech and Illinois in 2018, USF has won seven of its last 10 meetings vs. Power Five opponents, including a pair of bowl victories. USF's lone losses in its last nine P5 contests came to No. 13 Florida State (55-35) in 2016 and vs. No. 17 Wisconsin (49-0) in Tampa and at Georgia Tech (14-10) in 2019.

ROLLING AT RAY JAY

■ USF has won 21 of its last 27 home games, with 16 wins coming by two touchdowns or more and an average winning margin of 16.7 ppg.

POLL WATCHING

■ USF returned to the Top 20 in the polls for the 32nd week in program history in Week 9 of the 2018 season. It marked the sixth season USF has reached the Top 20 and the third straight in the Top 25.

TOP USF HEAD COACH STARTS:

Entering his third season at the helm, head coach Charlie Strong had posted the best two-year start by a head coach in program history, including going 10-2 with a Birmingham Bowl victory over Texas Tech in his first campaign.

Head Coach	2-Year Record
Charlie Strong	17-8
Jim Leavitt	13-9 (FCS)
Skip Holtz	13-12
Willie Taggart	6-18

150 YEARS OF COLLEGE FOOTBALL; BULLS FASTEST TO 150 WINS IN FLORIDA

College football is celebrating its 150th anniversary in 2019. The first game was played on Nov. 6, 1869 as Rutgers beat Princeton, 6-4, in New Brunswick, N.J. USF is playing its 20th season of FBS football and 23rd season overall.

■ In 2007, USF became the fastest program in the modern AP Poll Era to go from inception to a Top 10 national ranking as the Bulls were ranked No. 6 in the Week 5 AP Poll in just the program's 11th season. The Bulls would climb all the way to the No. 2 ranking two weeks late in Week 7 to become the fastest to reach a Top 5 ranking.

■ The Bull have reached a Top 25 ranking in seven seasons, including the last three straight, and have been ranked a total of 49 weeks, including 12 in the top 15.

■ USF has played in a bowl game in four straight seasons and in 10 of the last 14. The Bulls have won eight or more games in 10 FBS seasons and eclipsed nine wins five times.

■ With a victory over ECU last season, the Bulls became the fastest collegiate program in state of Florida history to reach 150 wins.

USF FOOTBALL

Year Started	1997
Seasons Played	23
Games Played	265
Victories	153
Head Coaches	4
Bowl Games	10
Bowl Wins	6

DEFENSE SHOWS BIG IMPROVEMENT; AMONG NATIONAL LEADERS

In its third season under the direction of assistant head coach/defensive coordinator Brian Jean-Mary and with three new position coaches (Steve Ellis, defensive backs; Bryan Hill, safeties and Paul Spicer, defensive line) and coaching position switch (Sean Cronin to outside linebackers), the USF defense has shown improvement in yards allowed, scoring and takeaways and the potential for a very strong season through two games.

■ After a program record eight takeaways vs. SC State, USF ranks No. 1 nationally with 11 turnovers gained through three games. The Bulls ranked 44th with 21 during the 2018 season. Nine players have a takeaway on the year, led by CB KJ Sails (3) with one in every game.

■ After posting 11 TFL vs. Wisconsin and 13 at Georgia Tech, USF stands second nationally, averaging 11.0 TFL per game. USF ranked 33rd last year with 6.8 per game.

■ 16 Bulls have posted a TFL on the year, including 26.5 of USF's 33 from the defensive line and linebackers.

■ The Bulls rank 55th giving up 356.7 ypg after standing 104th giving up 446.6 last year, that includes an improvement in rushing defense to rank 83rd (170 ypg) up from 122nd (247.5 ypg) in 2018, despite facing the nation's 9th ranked rusher in Jonathan Taylor. The Bulls gave up 135 yards to Taylor, who ran for 203 vs. Michigan.

■ The Bulls gave up just 257 yards to Georgia Tech, an improvement of 345 yards over the 602 the Yellow Jackets gained in Tampa last season. The Bulls D shut out Tech in the second half while limiting them to 116 yards. Tech scored 14 points and posted 294 total yards vs. defending national champion Clemson on the road in Week 1.

■ USF gave up 433 yards to No. 17 Wisconsin in game 1. The Badgers, picked by many as a contender for a Big Ten title and the College Football Playoff, put up 599 yards the following week vs Central Michigan and 487 vs. No. 11 Michigan.

WIND IN HIS SAILS

North Carolina transfer cornerback KJ Sails was granted immediate eligibility to play by the NCAA just days prior to the start of the 2019 season. His infectious spirit and excellent play has made an immediate impact.

■ Sails has collected a turnover in each of the Bulls first three games and owns an interception and two fumble recoveries on the year.

■ Sails ranks 23rd nationally in passes defended (1.3) and leads USF with 3 pass breakups while establishing himself as a lockdown corner that has been targeted infrequently.

■ Sails, a Tampa native that attended East Bay HS, moved back to the Bay area to be closer to his 2-year old son, King, following the sudden deaths of his grandmother (who played a large role in raising him) and sister, Takiya Fullwood, just days apart. Takiya was also the sister of former Bulls' standout safety Tajee Fullwood. An 18-year old biology student at FAU with plans to go on to dental school, Takiya was shot and killed at a Tampa house party in February of 2019.

■ Sails has said he is cherishing everyday and his goal is to play with a spirit that represents his grandmother and sister. He has been a very vocal, energetic and positive presence on the Bulls roster since his arrival.

MACON NOISE!

Graduate transfer linebacker Patrick Macon (6-3, 245) added terrific size and athleticism to what was a thin unit for the Bulls in 2018. He had a stellar debut at USF.

■ Macon currently ranks 16th nationally in tackles for loss (1.7 tpg) and 6th in The American in tackles (7.0 tpg).

■ Playing in his first game in two seasons and first-ever FBS game, Macon led USF with 15 tackles (10 solo), 4 TFL, 1 FF and one sack vs. Wisconsin (8/30). Macon started at MLB and recorded the most tackles for a Bull in seven seasons (18, DeDe Lattimore, vs. Rutgers, 2013) and most TFL since 2017 (4, Deadrin Senat vs. Houston, 2017).

■ At Georgia Tech he posted five stops, a TFL and tipped a pass that was intercepted on the Tech 25 to set up a touchdown.

■ Macon was the 2016 NJCAA Defensive Player of the Year after posting 122 tackles, 27.5 TFL, 9 sacks, nine forced fumbles, two fumble recoveries and interception and seven pass breakups in leading Fort Scott CC to an 11-1 record and appearance in the NJCAA title game.

LINE SHIFT

USF returned all five starters on the offensive line from the Gasparilla Bowl, but during fall camp adjusted that lineup by switching senior William Atterbury from right guard to left tackle and sophomore Donovan Jennings from left tackle to right guard.

■ Following offensive struggles in the first two games, coaches switched the Atterbury and Jennings back to "their more natural positions." With Atterbury back at right guard and Jennings at left tackle, the Bulls put up 55 points and 459 yards vs. SC State.

■ Atterbury has now logged 26 straight starts, 24 of those at right guard next to right tackle Marcus Norman, who has logged 37 straight starts. The pair are the best of friends off the field and the senior leaders combine to bring 67 starts of experience to an offensive line completed by sophomores Jennings (LT), Brad Cecil (C) and Demetris Harris (G).

DEFENSE LOGS 11 TFL VS WISCONSIN; TRANSFERS SHINE

Despite a lopsided score vs. the Badgers, a bigger and stronger USF defense did post some positives

■ The Bulls logged 11 tackles for loss and three sacks vs. the Badgers, with seven players getting in on the action. Linebacker Patrick Macon led USF with 4.0 TFL while fellow seniors Greg Reaves and Kirk Livingstone posted two each.

■ Transfers made an instant impact on the defense with four appearing in the starting lineup and six posting tackles, led by Macon's 15 and safety Devin Studstill's five. Macon (MLB), Studstill (S), KJ Sails (CB) and Darius Slade (DE) all started the game. Macon forced a fumble that was recovered by Sails for the Bulls' lone turnover.

■ Transfers combined for 28 tackles, 5.5 TFL, 1 sack, 1 FF & 1 FR vs. Wisconsin.

46,704 TURNOUT FOR 2019 OPENER

USF had an electric crowd of 46,704 for its 2019 season opener vs. No. 17 Wisconsin, which included 10,001 tickets distributed to USF students. The crowd nearly reached a lower bowl sellout of 48,007.

HOMEGROWN TALENT

USF's recruiting has focused on Florida and the Bay Area and its seven surrounding counties.

■ 91 of the 107 players on USF roster heading into the 2019 season hail from the state of Florida. That represents 88 percent of the roster with Georgia (6 players) being the next closest state in producing current Bulls.

■ The 2019 Bulls' roster features 29 players from the Bay Area, representing 27 percent of the roster. The Miami/Ft. Lauderdale area is next closest with 19 Bulls hailing from the area.

■ Among the Bay Area standouts on the Bulls' roster are 15 players in the depth chart, including Mackey Award candidate Mitchell Wilcox, left tackle William Atterbury, right guard Donovan Jennings, cornerback Mike Hampton, defensive end Greg Reaves, safeties Mekhi LaPointe and Bentley Sanders, defensive tackles Kelvin Pinkney and Blake Green and cornerback KJ Sails.

SITUATIONAL RECORDS

Under Strong 2019

vs. Top-25 opponents (AP/Coaches)	0-4	0-1
vs. Top-10 opponents (AP/Coaches)	0-1	0-0
USF Scores First	8-6	0-1
Opponent Scores first	10-3	1-1
USF leads after 1st quarter	9-4	1-1
Opponent leads after 1st quarter	8-5	0-1
USF leads at half	13-3	1-0
Tied at half	2-0	0-0
Opponent leads at half	2-6	0-2
USF leads after 3rd quarter	13-2	1-0
Opponent leads after 3rd quarter	4-6	0-2
Tied after 3rd	1-0	1-0

USF OFFENSE

SCORING: 17 points or less	0-5	0-2
SCORING: 20 or more points	18-4	1-0
SCORING: 30 or more points	14-2	1-0
SCORING: 40 or more points	7-1	1-0
TOTAL OFFENSE: 400 or more yards	16-4	1-0
TOTAL OFFENSE: 500 or more yards	10-1	0-0
TOTAL OFFENSE: 300 yards or less	1-3	0-2
RUSHING: 200 or more yards	15-1	1-0
RUSHING: 300 or more yards	7-0	0-0
RUSHING ATT: 40 or more	15-4	1-0
PASSING: 200 or more yards	11-5	1-0
PASSING: 300 or more yards	4-3	0-0
PASSING ATT: 25 or more	13-8	1-2
1st DOWNS: at least 20	15-4	0-0
3rd DOWNS: convert 40% or more	10-2	1-0
TURNOVERS: two or less	16-6	1-1

USF DEFENSE

SCORING: allow 15 points or less	4-1	0-1
SCORING: allow 20 points or less	9-0	1-0
SCORING: allow 21 points or more	9-8	0-1
TOTAL OFFENSE: 300 yards or less	6-1	0-1
RUSHING: allow 150 yards or less	10-1	1-0
RUSHING: allow 100 yards or less	6-1	1-0
PASSING: allow 150 yards or less	6-2	0-0
PASSING: allow 100 yards or less	3-2	0-1
1st DOWNS: allow 15 or less	3-0	0-0
3rd DOWNS: convert 33% or less	10-3	0-0
TURNOVERS: two or more	11-4	1-1

TEAM COMPARISON

RUSHING YARDS: USF has more	15-1	1-0
PASSING YARDS: USF has more	10-5	0-1
TOTAL YARDS: USF has more	16-4	1-1
TURNOVERS: USF has fewer	10-2	1-0
TIME OF POSSESSION: advantage	6-3	0-0
1ST DOWNS: USF has more	12-2	0-0
PENALTIES: USF has fewer	5-1	0-0
SPECIAL TEAMS SCORE: USF scores TD	2-0	0-0

USF INDIVIDUALS

RUSHING: 100-yard rusher	12-3	0-0
PASSING: 200-yard passer	10-4	1-0
RECEIVING: 100-yard receiver	7-2	1-0
RUSH/PASS: 100-yard rusher/200-yard passer	6-2	0-0

USF LARGEST CROWDS

1. 99,235	at Penn State	Sept. 3, 2005	L, 23-13
2. 90,612	at Florida	Sept. 12, 2010	L, 38-14
3. 83,524	at Florida State	Sept. 26, 2009	W, 17-7
4. 82,617	at Auburn	Sept. 8, 2007	W, 26-23 OT
5. 80,795	at Notre Dame	Sept. 3, 2011	W, 23-20
6. 78,900	at South Carolina	Sept. 18, 2004	L, 34-3
7. 78,111	at Wisconsin	Sept. 27, 2014	L, 27-10
8. 76,780	at Alabama	Aug. 30, 2003	L, 40-17
9. 74,432	at Oklahoma	Sept. 28, 2002	L, 31-14
10. 72,811	at Florida State	Sept. 12, 2015	L, 14-34
11. 70,401	at Michigan St.	Sept. 7, 2013	L, 21-6
12. 69,383	vs. Florida State	Sept. 29, 2012	L, 30-17
13. 67,012	vs. West Virginia	Sept. 28, 2007	W, 21-13
14. 66,469	vs. Miami	Nov. 28, 2009	L, 31-10
15. 65,948	vs. UCF	Oct. 13, 2007	W, 64-12

BOLD = HOME

USF MOVING TOWARD 160,000-SQUARE FOOT USF FOOTBALL CENTER

On Nov. 9, 2017, USF unveiled plans for a 160,000-square foot USF Football Center to be located on campus adjacent to the Lee Roy Selmon Athletics Center. The USF Football Center, which will be a donor-driven project and will expand upon the Morsani Football Practice Complex and feature an 83,000-square foot indoor practice facility housing a 100-yard turf field. The Center will also feature a more than 80,000-square foot, two-level building providing a state-of-the-art home for the entire football program.

USF received a \$5 million gift toward the facility from Pam & Les Muma on Nov. 11, 2017 and has more than \$20 million in commitments toward the facility to date.

Among the highlights in the initial plans by the global design firm HOK:

- A stunning entry lobby and multi-purpose space for recruiting
- Indoor practice facility with a 100-yard turf field
- More than 12,000-square foot football strength and conditioning center
- Nearly 10,000-square foot football locker room
- Players' lounge and adjacent social patio
- Team auditorium with tiered seating
- Sports medicine and rehabilitation facility
- Nutrition center
- More than 12,000 square feet of team and position meeting spaces
- Coaches and staff offices



BULLS WILL PLAY ANYONE

USF has built a strong nonconference schedule and an opportunity to put its talent on display in the coming years as head coach Charlie Strong is willing to play anyone who will schedule the Bulls.

■ USF's 17 scheduled nonconference games vs. Power 6 opponents over the next 10 seasons, 14 of those added since January 2018, are tied for the most among American Athletic Conference teams.

■ Six of those opponents can claim a national championship, including 17 for Alabama, and the Bulls will be facing programs during that span that claim a total of 34 national championships.

■ Alabama is the Bulls' sixth future nonconference opponent in the next 10 seasons to rank among the top 25 all-time in Associated Press Top 25 Poll appearances.

■ USF has added non-conference series vs. Alabama (2023, 2024, 2026) Florida (2021, 2022, 2025), Miami (2025, 2027, 2028), (Louisville (2022, 2024, 2026), and NC State (2021, 2024) under Strong.

■ Future nonconference opponents through 2027 also include Texas (2020) Wisconsin (2019), BYU (2019 & 2021) and Boise State (2025, 2027).

■ The Bulls defeated Georgia Tech (49-38) in Tampa and Illinois (25-19) in Chicago in 2018. Illinois marked USF's fourth Big Ten road game in the last six seasons.

■ USF REGULAR SEASON OPPONENTS SINCE 2013: Florida State (2X), Michigan State, Miami, Fla., Maryland (2X), NC State, Syracuse (2X), Georgia Tech, Illinois (2X).

STRONG ADDS FIVE NEW COACHES

Entering the 2019, head coach Charlie Strong has added five new coaches to the Bulls' staff, headlined by the addition of new offensive coordinator/quarterbacks coach Kerwin Bell.

■ The Bulls added two new coaches on the offensive side of the ball. Offensive coordinator **Kerwin Bell** brought with him offensive line coach **Jeremy Darveau** from Valdosta State, where they won the Division II National Championship with the nation's top scoring offense (52.0 ppg) in 2018. The pair worked together for three seasons at Valdosta before coming to USF. Darveau is the sixth offensive line coach in the last seven seasons for the Bulls. Bell also brought along his son, Kade, and Andrew Robustelli from the Valdosta staff. They will serve as offensive analysts at USF.

■ On the defensive side of the ball, defensive coordinator **Brian Jean-Mary** leads the unit for the third season. He is joined by new coaches **Paul Spicer** (defensive line, previously with the Tampa Bay Buccaneers), **Steve Ellis** (defensive backs, previously at Middle Tennessee State) and **Bryan Hill** (safeties, previously a USF analyst).

BULLS BEEF UP

Charlie Strong made it an emphasis at the end of the 2018 season, the Bulls had to get bigger and stronger, particularly along the lines.

"We've put up big numbers" Strong said during fall camp as he was pleased with the transformation.

■ Some notable gainers for the Bulls:

Defensive tackles Kelvin Pinkney (305, +17), Kevin Kegler (294, +10) and Blake Green (287, +20).

Linebackers Dwayne Boyles (227, +20) & Antonio Grier (222, +12)

Defensive end Kirk Livingstone (275, +12)

Safety Mekhi LaPointe (220, +10)

Offensive lineman Brad Cecil (307, +17)

Quarterback Blake Barnett (225, +10)

STRENGTH NUMBERS UP

The Bulls' final fall max testing revealed some impressive numbers and nice gains for several Bulls.

■ **Top 225 Bench Press reps:**

O-Line (NFL Combine average, 23.6): USF: G Demetris Harris (26, squats 500), T Jarrett Hopple (26), T William Atterbury (25), T Marcus Norman (25, +7 from 2018), G Donovan Jennings (24).

Wide Receivers (NFL Combine average 15): USF Randall St. Felix (17, also squats 490).

Defensive Ends: Darius Slade (25, would have ranked third among DE in 2019 NFL Combine)

Defensive Backs (NFL Combine average 13): Brock Nichols (21, would have ranked third among safeties at 2018 Combine), Mekhi LaPoint (17, +10 over 2018), Mike Hampton (15, +10 over 2018), Devin Studstill (15).

TOP RETURNERS FOR 2019 SEASON:

USF will look to build around the following significant returners from the 2018 team.

OFFENSE:

■ Senior quarterback **Blake Barnett** started 10 games and played in 11 in 2018, passing for 2,710 yards (5th on season charts) and completing 61.1% with 12 touchdowns while running for 8 TD.

■ Senior tight end **Mitchell Wilcox**, a first team all-conference selection, returns after strong consideration of entering the NFL Draft. He set USF season TE records with 43 receptions for 540 yards in 2018.

■ Senior running back **Jordan Cronkrite** ran for 1,121 yards and 9 TD in 2018, while sophomore running back **Johnny Ford** posted 787 yards and 8 TD.

■ All five starters on the offensive line from the 2018 Gasparilla Bowl. Right tackle **Marcus Norman** was a second team all-conference selection in 2017 and has started 34 straight games. Right guard **Billy Atterbury** has made 23 straight starts.

■ Sophomore wide receiver **Randall St. Felix** led USF with 679 yards and 4 TD in 2018, averaging 20.6 ypc, which ranked ninth nationally.

DEFENSE:

■ Senior defensive end **Greg Reaves** posted a career-best 89 tackles in 2018 while playing the last 7 games at linebacker. He will move back to defensive end, where he led USF with 14.0 TFL in 2017.

■ Senior defensive end **Kirk Livingstone** led USF with 10.0 TFL in 2018 and added 56 tackles. He has played in 38 career games and has 21.0 TFL and 8 sacks on his career.

■ Junior cornerback **Mike Hampton** posted 18 passes defended (9th nationally (1.4 pdg) while earning honorable mention all-conference honors.

■ Senior linebacker **Nico Sawtelle** started 18 straight games and was leading USF with 7.5 TFL and second with 42 tackles before missing the last seven games of 2018 with a neck/shoulder injury. He brings 112 tackles and 12.0 TFL into 2019.

■ Sophomore safety **Nick Roberts** led USF with three interceptions and was fourth with 72 tackles in 2018.

SIGNIFICANT LOSSES FROM 2018 TEAM

USF will look to replace the following significant losses from the 2018 team.

OFFENSE:

■ Wide receiver **Tyre McCants** led USF with 59 receptions and posted 622 yards and 3 TD in 2018. He posted 127 catches, 1,856 yards and 16 TD on his career, all among the top four on USF career charts.

DEFENSE:

■ Linebacker **Khalid McGee** led USF with 111 tackles and added 6.5 TFL in his first season as a starter at linebacker in 2018.

■ Cornerback **Ronnie Hoggins** was third on the team with 82 tackles and added two interceptions in 2018. He started 41 career games and logged 214 tackles and 8 interceptions. Safety **Jaymon Thomas** (51 tackles) and cornerback **Mazzi Wilkins** (48 tackles, 9 pbu) also formed a veteran backbone of the secondary.

■ Defensive end **Josh Black** led USF with 5 sacks

and tied for the team lead with 10.0 TFL in his first season as a starter in 2018.

2018 TEAM LEANED ON FRESHMEN & FIRST-YEAR STARTERS

- The Bulls' top four rushers were all first-year players for USF, two were freshmen and the other two were transfers.
- First-year starters led the team in rushing, passing, total offense, scoring, all-purpose yards, kick returns punting, field goals, interceptions, tackles for loss, sacks, forced fumbles, fumble recoveries and pass break-ups.
- RS freshman Randall St. Felix led the team in receiving yards; RS freshman Nick Roberts led the team in interceptions; true freshman Johnny Ford was second in rushing; RS freshman Demetris Harris joined true freshmen Brad Cecil and Donovan Jennings on the starting offensive line.
- USF's starting lineup in the second half of the season featured the following:
 14 - First year starters (7 on offense; 7 on defense)
 - including 4 true or redshirt freshmen starters
 8 - Starters that were sophomores or younger (4 off; 4 def)
 7 - Senior starters (2 off; 5 def)
 2 - First year, sophomore starters at punter & kicker

2018 IMPACT FRESHMEN BRING EXPERIENCE INTO SOPHOMORE SEASON

- The Bulls' have recruited strong under Charlie Strong and young talent shined in 2018 with several true and redshirt freshmen figuring into prominent roles.
- Freshman **Johnny Ford** was the Bulls' second leading rusher with 787 yards and 8 TD. He ran for 164 yards and 3 TD vs. UConn, 106 yards and 2 TD at Houston and 77 yards and 2 TD at UMass. His 6.8 ypc led the team.
 - Redshirt freshman WR **Randall St. Felix** led the team with 679 receiving yards, **the best freshman season in program history**. He posted **four 100-yard receiving games**, including the best debut by a wide receiver in program history - seven receptions for 143 yards and a touchdown vs. Elon.
 - Redshirt freshman S **Nick Roberts** was **fourth on the team with 72 tackles and led the team with three interceptions**.
 - Freshman LB **Dwayne Boyles** made his second start at WLB vs. Tulane and led the team with 10 tackles.
 - Redshirt freshman S **Mekhi LaPointe** started four games. He led USF with 11 tackles vs. UConn, 9 tackles and 2.0 TFL at Tulsa and had an INT at Houston.
 - Freshman **Tyrone Barber** made his first career start vs. ECU and had two sacks on the year.
 - Freshman **Donovan Jennings** made his first career start at left tackle at UMass and helped lead USF to 365 yards rushing. He started four games at left tackle.
 - Freshman **Brad Cecil** made his first career start at center vs.

A PREEMINENT UNIVERSITY

USF was designated a "Preeminent State Research University" by the Florida board of governors in 2018, placing it in elite company with the University of Florida and Florida State University as the only three state universities to earn the designation.

- The USF System's total enrollment **surpassed 50,000 students** for the first time in the fall of 2017, now with 50,577 students currently enrolled across the three separately accredited institutions: USF Tampa, USF St. Petersburg and USF Sarasota-Manatee. Serving 43,542 undergraduate and graduate students USF Tampa has seen a rise in the average high school GPA of the 2017-18 first time in college (FTIC) class, from 4.08 to 4.12 this year.
- **INNOVATIVE:** USF is the nation's fifth leading public university in generating new United States utility patents and ranks 12th among universities worldwide.
- USF is home to students from all 67 Florida counties, all 50 states and more than 145 countries, the USF System continues to admit a very diverse student body.



THE USF FOOTBALL PROGRAM

- The Bulls have had four head coaches in 23 seasons.
- USF was ranked for a program record 20 straight weeks during the 2016 & 2017 seasons.
- The Bulls reached as high as the No. 2 ranking in 2007.
- USF has played in 10 bowl games and won six.
- USF has claimed victories in Tampa over Louisville, West Virginia, Georgia Tech, Pittsburgh, Kansas and North Carolina among others.
- USF has claimed road or neutral site wins over Florida State, Auburn, Clemson, Notre Dame, Miami, Louisville, NC State, West Virginia and TCU among others.
- USF has had 30 first-team All-Conference selections, including 1 Offensive Player of the Year, 1 Defensive Player of the Year, 2 Special Teams Players of the Year and 1 Rookie of the Year.
- USF has had five players selected a first-team All-American a total of six times.
- 11 USF players have been part of a Super Bowl team, eight part of the winning team.
- Two former Bulls (Jason Pierre-Paul and Mike Jenkins) have reached the NFL Pro Bowl.



RAYMOND JAMES STADIUM: HOME OF BULLS & BUCS

TOP USF SEASON AVERAGE ATTENDANCE				
RANK	AVERAGE	YEAR	GAMES	ATTENDANCE
1.	53,170	2007	6	319,019
2.	52,553	2009	6	315,319

TOP USF GAME CROWDS					
RANK	ATTENDANCE	OPPONENT	DATE	WINNER	SCORE
1.	69,383	Florida St.	9/29/2012	FSU	L, 30-17
2.	67,012	West Virginia	9/28/2007	USF	W, 21-13
3.	66,469	Miami	11/28/2009	UM	L, 31-10
4.	65,948	UCF	10/13/2007	USF	W, 64-12
5.	63,976	Cincinnati	10/15/2009	UC	L, 34-17

- USF is one of the few college programs that play in an NFL Stadium, opened on Sept. 20, 1998.
- Raymond James Stadium is home to the NFL's Tampa Bay Buccaneers and has hosted two Super Bowls (Super Bowl XXXV in 2001 between the Ravens and Giants and Super Bowl XLIII in 2009 between the Steelers and Cardinals) as well as the 2017 CFP National Championship Game. The stadium will host the 2021 Super Bowl.



WELCOME TO THE SUNCOAST NOTING TAMPA & THE BAY AREA

- The greater Tampa Bay area has a population of more than 4 million and is one of the fastest growing areas in the country. It is the 11th largest TV market in the United States.
- Tampa ranks as fifth-most popular American city according to a Pew Research Center study.
- Tampa ranked as the 5th best outdoor city by Forbes. The area's average highs range 70 to 90 °F year round, and lows 52 to 76 °F.
- Nicknames: Cigar City & The Big Guava
- Tampa is near 18 beaches. In 2018, Trip Advisor rated Clearwater Beach No. 1 in the U.S. followed by Siesta Key (No. 2) and St. Petersburg Beach (No. 7).

SEASON HONORS NATIONAL AWARD WATCH LISTS

UNITAS AWARD: Blake Barnett, Sr., QB

GROZA AWARD: Coby Weiss, Jr., K

THORPE AWARD: Mike Hampton, Jr., DB

MACKEY AWARD: Mitchell Wilcox, Sr., TE

OUTLAND TROPHY: Marcus Norman, Sr., T

WILLIAM V. CAMPBELL TROPHY: Kirk Livingstone, Sr., DE

NATIONAL HONORS

TBD: --

AMERICAN CONFERENCE

PLAYER OF THE WEEK

Week 1: TBD

--

HONOR ROLL

Week 3: Jordan McCloud, QB

USF PLAYERS OF THE GAME

VS SC STATE 9.14.19

DEFENSE: KJ Sails, 1 FR, 3 BRUP, 2 tackles

OFFENSE: Jordan McCloud, 273 total yards & 5 TD

SPECIAL TEAMS: Trent Schneider, 44 ypp, 3 inside the 20



USF ANNOUNCES HORNS UP RALLIES

With an emphasis on connecting USF Athletics to the Bay area community, Vice President of Athletics Michael Kelly announced the first-ever Horns Up Rallies, a series of USF fan gatherings taking place at locations around the Bay Area prior to Bulls' home football games in 2019. Each Horns Up Rally will run from 5-8 p.m. The free events will feature appearances from Rocky the Bull and the USF Spirit Squads, the Herd of Thunder Marching Band, DJ'd music, signature drinks, interactive games for all ages, a Kids Zone and Photo Zone, merchandise tents, promotional giveaways, hype videos and appearances from Kelly and other Athletics and University luminaries.

Horns Up Rally No. 1 – Thursday, Aug. 29

Sparkman Wharf (615 Channelside Drive)

Horns Up Rally No. 2 – Friday, Sept. 13

– Pier 60 (160S S Gulfview Blvd)

Horns Up Rally No. 3 – Friday, Sept. 27

– Irish 31 (1611 W Swann)

Horns Up Rally No. 4 – Friday, Oct. 11

– USF Campus – North Tampa

Horns Up Rally No. 5 – Wednesday, Nov. 6

– Ulele Restaurant (1810 N. Highland Ave.)

Horns Up Rally No. 6 – Friday, Nov. 15

– Ybor City, 7th Avenue

Horns Up Rally No. 7 – Friday, Nov. 22

– Park & Rec (100 4th St.)

UConn and helped lead USF to 611 yards and 346 yards rushing. He had seven starts on the year.

■ Redshirt freshman OG **Demetris Harris** started all but two games at guard.

■ Redshirt freshman S **Bentlee Sanders** posted 10 tackles and 0.5 TFL in his first career start vs. Elon. He led USF with 455 kickoff return yards (26.8 ypr), had a 62-yarder at Cincinnati and 182 all-purpose yards at Houston.

■ Freshman **Vincent Davis** forced two fumbles on kickoffs at UMass and returned one 12 yards for a touchdown. He started three games at nickel.

■ Freshman WR **Terrence Horne** scored three touchdowns in the win vs. Georgia Tech, tying an NCAA record with two kickoff returns for TDs (98 & 97 yards) and had a three-yard TD catch. He was named the American Conference Special Teams Player of the Week after his 3 TD day and USF and conference record 264 kickoff return yards vs. Georgia Tech.

COMEBACK KINGS

With three cardiac-inducing wins in 2018 the Bulls gained valuable experience winning in pressure situations.

■ USF mounted THREE double-digit 4th quarter comebacks in 2018 to post victories over Georgia Tech (-10) and at Illinois (-12) and at Tulsa (-14).

■ USF trailed Georgia Tech by 10 (38-28) 45 seconds into the 4th quarter before scoring 21 unanswered points in a 49-38 win.

■ USF trailed Illinois by 12 (19-7) entering the 4th quarter before scoring 18 unanswered points in a 25-19 win.

■ USF trailed Tulsa by 14 (24-10) before scoring 15 unanswered 4th quarter points and holding Tulsa to 4 yards on nine snaps in the quarter to post a 25-24 win, USF's largest 4th quarter comeback since trailing at Nevada by 15 in 2012 before posting a 32-31 win.

■ USF scored 15 points in the final 7:10 vs. Tulsa, including getting the ball with 1:03 to play and no timeouts down 24-22 and moving 52 yards for Coby Weiss' 22-yard, game-winning field goal with :02 to play.

■ QB **Blake Barnett** was huge in all three comebacks, accounting for 112 total yards (52 rushing) and three TD in the 4th quarter vs. Tech; posting 172 yards passing and 2 TD in the comeback vs. Illinois; and running for two TD's and passing for 117 yards in the 4th quarter at Tulsa while leading drives of 82, 80 and 52 yards.

■ In the three comebacks, the Bulls D yielded a total of just 7 points in the 4th quarter while the Bulls hold a 54-7 scoring advantage. The defense has forced six punts, collected two turnovers and yielded an average of 74 yards in the fourth quarter of the three comebacks.

OFFENSE NOTES

WILCOX GOING WILD ON USF TE RECORDS

A three-time Mackey Award candidate, senior tight end Mitchell Wilcox delivered a career year in 2018 as he put together a first team all-conference season. He got evaluated by NFL teams following the season and made the choice to return to school for his final campaign.

■ He is just the 14th career 1,000-yard receiver in USF history and is on pace to finish among the top seven in career yardage and receptions all-time at USF.

■ He needs 22 catches to be the 11th to post 100 career receptions in USF history. With 229 yards and 26 receptions he would move among the top 10 in receiving yards and receptions in USF history.

■ He has set the **USF tight end career records** with 1,077 yards, 78 receptions (setting the receptions mark with a 54-yard catch at Georgia Tech on Sept. 7) and 8 TD.

■ Wilcox posted **USF tight end season records** of 43 receptions (2nd on the team) for 540 yards (3rd on team), more than doubling his 17 catches for 185 yards all of 2017.

■ Posted a **USF tight end game record** with eight receptions for a personal-best 109 yards at Illinois.

■ He led all AAC tight ends with 540 receiving yards to set a USF TE record, despite missing two entire games and a half of play in two others due to injury in 2018.

BARNETT RETURNS UNDER SIXTH OFFENSIVE COORDINATOR

Senior quarterback Blake Barnett returns for his senior campaign after posting 2,710 passing yards in 2018 and ranking 27th nationally passing for 245.9 ypg.

■ Barnett entered 2019 at 225 pounds, up 10 pounds from his opening weight in 2018 and nearly 20 from his final playing weight at the end of 2018. He added a personal nutritionist in the offseason and did work in the weight room, raising his bench press to 275, up 30 pounds on his max.

■ Barnett has been thriving under new offensive coordinator Kerwin Bell during spring and fall practice. Bell represents the sixth offensive coordinator Barnett has played for in college.

Lane Kiffin – Alabama

Billy Napier – Arizona State

Rob Likens – Arizona State

Sterlin Gilbert – USF

Justin Burke – USF (Gasparilla Bowl)

Kerwin Bell – USF

■ Barnett was on pace to set a USF passing record and post the first 3,000-yard passing season in program history, but missed two of the final four games with injuries. The season passing mark is currently held by Quinton Flowers (2017) and Matt Grothe (2008) at 2,911 yards.

■ Barnett posted three 300-yard passing games in 2018, one shy of the USF season record of four set by Quinton Flowers in 2017 and the third-most in The American this season.

■ Barnett has passed for 200-plus yards in 9-of-11 games he played in in 2018, just shy of the USF record for 200-yard passing games set by Marquel Blackwell with 10 in 2001.

■ Barnett led three double-digit 4th quarter comebacks in 2018 for the Bulls in victories over Georgia Tech (-10), at Illinois (-12) and at Tulsa (-14).

■ Barnett passed for 411 yards vs. Illinois, the second-best total in USF history.

■ Barnett is the 15th starting QB in program history.

■ Barnett joined the Bulls in the summer of 2018 and won the QB the competition in fall camp.

■ A consensus five-star prospect and MVP of the 2014 Elite 11 Quarterback Competition, he had seen action in seven collegiate games prior to USF, completing 14-of-24 passes for 259 yards at previous stops at Alabama and ASU.

CRONKRITE RETURNS AFTER 1,000-YARD SEASON

Senior Jordan Cronkrite returns after posting 1,121 yards in his first season on the field for the Bulls, a mark that ranks as the sixth-best total in program history.

■ Jordan Cronkrite posted FIVE 100-yard rushing games in 2018. Cronkrite's 302 yards at UMass were the most by a player in The American and the second-best total nationally on the year as he set a new USF and AAC game record.

■ He posted five-straight 100-yard rushing games to equal the longest streak in USF history also accomplished by Quinton Flowers (2016) and Marlon Mack (2015). Mack owns the season record for 100-yard games with nine.

■ Cronkrite owns four of the 15 longest TD runs in USF history. His 80-yard, game-winning TD run vs. ECU is tied for the fourth-longest. His 77-yard TD at UMass ranks ninth and his 76-yarder at UMass is 10th.

■ His four TD runs of 60-plus yards in 2018 were a USF record, eclipsing Marlon Mack's three in 2014.

■ Cronkrite accounted for six plays of 46 yards or longer, including three of 70-plus yards and an 80-yard TD run. He had eight plays of 30-plus yards on the year.

DEFENSE NOTES

REAVES RETURNS TO DE, EARNED SCHOLARSHIP IN 2017

Senior defensive end Greg Reaves, a Bay Area native from Manatee HS in Bradenton, walked onto the team in 2015. He promptly earned the team's "Scout Team Award" on defense that season and then got on the field in 2016 making seven tackles on special teams. He was granted a scholarship prior to the start of the 2017 season.

- He moved to middle linebacker the last seven games of 2018 with Nico Sawtelle sidelined with injury, but returned to his defensive end position in the spring.

- Has posted a career-best 89 tackles on the year to rank second on the team.

- The former three-sport HS athlete (football, basketball, track) earned a starting job at defensive end during 2017 fall camp and was awarded a scholarship by Charlie Strong during the last week of camp.

- In 2017, he led the team in TFL (14.0), 6th in tackles (51) and third in sacks (4.0) while starting all 12 games.

- Reaves previously attended Air Force Academy Prep School following his Manatee High graduation in 2014. He played safety and middle linebacker in high school.

SPECIAL TEAMS NOTES

SANDERS EXCELS IN RETURN GAME

Sophomore Bentlee Sanders became the Bulls' primary kickoff return man over the last four games of 2018 and has been the Bulls' primary punt returner thus far in 2019.

- Sanders averaged 26.8 ypr on 17 returns in 2018, which ranked second in the AAC and 13th nationally. He earned second team all-conference honors from Phil Steele.

- Sanders had a career-best 62-yard kickoff return to set up a field goal at Cincinnati. He had two returns for 83 yards in the game.

- Sanders posted 141 kickoff return yards on five returns at Houston, an average of 28.2 ypr, and had 182 all-purpose yards in the game.

AUSSIE ADDS RECORD DAY TO GREAT 2019 START

Second-year Bulls punter Trent "Aussie" Schneider has had a great start to the 2019 campaign.

- The 29-year old Australian currently ranks 8th nationally and first in The American with a 47.2 ypp average.

- Schneider set a USF game record averaging 51.6 yards on seven punts at Georgia Tech on Sept. 7, including a 60-yard boot.

- Schneider hit a 72-yard punt at ECU in 2018, which is tied for the longest in school history.

AUSSIE STEPS UP AT PUNTER

Second-year Bulls punter Trent Schneider has been tagged with the nickname "Aussie" by coach Charlie Strong for obvious reasons.

- After a solid first season (42.9 ypp average), Schneider is off to a great start to 2019, currently ranking fifth nationally and first in The American with a 48.5 ypp average.

- Schneider set a USF game record averaging 51.6 yards on seven punts at Georgia Tech on Sept. 7.

- Schneider earned **conference honor roll** recognition after a huge day vs. ECU. He punted nine times for a 49.2 yard average in the game, the third-best in program history, in the 20-13 victory. Schneider also hit a 72-yard punt, which tied for the longest in school history.

- The 29-year-old Schneider hails from Sydney, Australia, 9,264 miles and a 16-hour flight from Tampa. He worked in the construction business for eight years following completion of senior secondary school. He did work in brick laying, tiling, framing, deck building and renovations and had his own company.

- Schneider, a former soccer goalkeeper with a strong leg, launching the ball from his own goal box, posted a video on Facebook that spurred interest from colleges.

- Schneider's parents and two sisters reside in Australia.

- He earned CCCAA All-State Region 4 honors, averaging 38.6 ypp at Santa Barbara City College.

- He handles punting and kickoff duties for the Bulls.

- Charlie Strong has had previous experience with Australian kickers recruiting Michael Dickson, also from Sydney, to Texas. The current Seattle Seahawks punter earned the Ray Guy Award and All-America honors at Texas.

HORNE TIES NCAA RECORD; LOST FOR 2018 SEASON WITH ACL INJURY; SPORTING NEWS MIDSEASON ALL-AMERICA

USF freshman WR Terrence Horne was named **Sporting News Midseason All-American** on Oct. 15, 2018.

Horne tied an NCAA record (held by 24 others) and set a new American Conference record with two kickoff returns for touchdowns against Georgia Tech (9.8), part of three TDs he scored in the game.

- Horne tore the ACL in his right knee during practice prior to the Sept. 22, 2018 game at ECU and missed the rest of the season.

- After months of rehab and a strong fall camp, Horne returned to kickoff return duties on Sept. 7, 2019 at Georgia Tech, where he returned one kickoff for 21 yards.

- in 2018, Horne matched the USF season and career records of two kickoff returns for touchdowns set by Lindsey Lamar (two in 2010).

- Horne set a new USF and American Conference game record for kickoff return yardage with 264 yards against Georgia Tech (2018), breaking the mark set by Mike Jenkins in 2007 with 192 against Cincinnati. The 264 yards are the most by an FBS player this season.

- Horne's 98-yard kickoff return for a TD against Georgia Tech as the third-longest in program history. He followed that with a 97-yard kickoff return for a TD, which tied for the fourth-longest kickoff return in program history.

- Horne was the only player in the NCAA in 2018 with two kickoff returns for touchdowns. He led the nation with an average of 47.0 yards per kickoff return prior to his injury.

- Before coming to USF, Horne won the Class 4A state 100-meter title for Miramar (Fla.) High School.

KEY INDICATORS OF SUCCESS

Since the 2013 season, USF has won with overwhelming consistency when reaching the numbers below, with their corresponding win-loss total in the last 5 seasons.

- **OFFENSE:** 30+ Points: 33-5; 400+ Yards: 44-7; 20+ First Downs: 40-7; More 1st Downs than Opp.: 30-4; More Rushing Yards Than Opp.: 47-7; More Total Yards Than Opp.: 40-6; Have a 100-yard Rusher: 41-11.

- **SCORE:** Leading After 1st QT: 36-7; at Half: 44-7

- **DEFENSE:** Allowing 20 pts or Less: 21-4; Allowing 150 Yards Rushing or Less: 27-11;

40 FOR GLORY

- USF has eclipsed 40 points 22 times since 2015 and is 60-1 all-time when scoring 40+ points, including 21-1 since 2015, the loss coming 49-42 at No. 13 UCF in 2017.



THE HERD

In 2015, the USF Student Government passed a resolution to officially rename the USF student section The Herd. USF's student section can number more than 12,000, making it among the largest in the nation. Front row fans that arrive early and paint their bodies green and gold are known as **The Beef Studs**.

BULLS IN THE POLLS - WEEKS IN TOP 25: 49; TOP 20: 32; TOP 15: 12; TOP 10: 4

2019 WEEK	AP	COACHES	2018 WEEK	AP	COACHES
Preseason	NR	NR	Week 8	-	-
Week 1	NR	NR	Week 9	-	-
Week 2	NR	NR	Week 10	-	-
Week 3	NR	NR	Week 11	-	-
Week 4	NR	NR	Week 12	-	-
Week 5	-	-	Week 13	-	-
Week 6	-	-	Week 14	-	-
Week 7	-	-	Week 15	-	-

FOR THE RECORD:

HOME; ROAD; CONFERENCE; NON-CONFERENCE MARKS

HOME RECORD

■ **OVERALL:** 97-46 (.678) record in home games since the program started in 1997

■ **RAYMOND JAMES STADIUM:** 91-43 (.679)

* USF played the 1997 home schedule and the first two games of the '98 season in Tampa Stadium, going 6-3, moving to Raymond James for the Citadel game in '98.

■ **Winning Home Record:** 17 of 22 seasons.

■ **Undefeated Home Record:** 3 seasons: 2002, '01 & '00

■ **One loss Home Record:** 8 seasons: 2017, '16, '15, '07, '06, '05, 1999 & '98.

■ **Best Home Record:** 7-0 in 2001.

■ **Losing home records:** 5 seasons: 2014 (2-5); 2013 (1-5); 2012 (2-4), 2011 (3-4) and 2004 (2-4).

ROAD GAME RECORD

■ **OVERALL:** 51-63 record in true road games

■ **Road winning road records:**

6 seasons: 2017, '16, '10, '07, '03 & '02

■ **Road .500 record:** 5 seasons: 2018, '09, '08, '06 & 1998

■ **CONFERENCE ROAD GAMES:** 27-33

■ **Most Wins in a season:** 4 (2016)

CONFERENCE RECORD

After spending the first six seasons of program history as an independent, USF joined Conference USA in 2003 and moved to the BIG EAST in 2005. Realignment morphed the BIG EAST into The American in 2013.

■ **USF is 57-63** in its 17th year as a conference member.

■ **AMERICAN:** 27-21 (.562); 7th season;

■ **BIG EAST:** 22-34 (.392) eight seasons;

■ **C-USA** 8-8 (.500) two seasons.

■ **AAC East Division:** 16-5 (.761), 5th season

■ **Losses:** vs. UCF (2018), at UCF (2017), at Temple (2016 & 18), at Cincy (2018)

■ **Most wins in a season:** 7, 2016.

■ **Conference Openers:** 10-6, 5-1 in The American.

NON-CONFERENCE RECORD

■ **OVERALL:** 47-24 (.662) in regular-season, non-conference games in 16th season as a conference member.

■ **AMERICAN:** 14-12, 7th season.

■ **BIG WINS Since 2007:** at Notre Dame (2011), vs. Miami (2010), at Florida State (2009), at N.C. State (2008), vs. No. 10 Kansas (2008), at Auburn (2007) & vs. North Carolina (2007).

■ **BIG EAST (2005-2012):** 30-9 (.769) in regular-season, non-conference matchups in 8 seasons.

■ **C-USA:** 3-3 (.500) record in two seasons.

ASSOCIATED PRESS (Week 5)

RK	TEAM	RECORD	PTS	TREND
1	Clemson (55)	4-0	1543	1
2	Alabama (6)	4-0	1485	2
3	Georgia (1)	4-0	1400	3
4	LSU	4-0	1344	4
5	Ohio State	4-0	1288	6
6	Oklahoma	3-0	1283	5
7	Auburn	4-0	1169	8
8	Wisconsin	3-0	1071	13
9	Florida	4-0	1022	9
10	Notre Dame	2-1	989	7
11	Texas	3-1	968	12
12	Penn State	3-0	848	13
13	Oregon	3-1	839	16
14	Iowa	3-0	714	18
15	California	4-0	547	23
16	Boise State	4-0	524	20
17	Washington	3-1	498	22
18	Virginia	4-0	430	21
19	Utah	3-1	426	10
20	Michigan	2-1	287	11
21	Southern Cal	3-1	257	NR
22	UCF	3-1	252	15
23	Texas A&M	2-2	233	17
24	Kansas State	3-0	230	NR
25	Michigan State	3-1	104	NR

Votes:

COACHES POLL (WEEK 5)

RK	TEAM	RECORD	PTS	TREND
1	Clemson (62)	4-0	1622	1
2	Alabama (2)	4-0	1558	2
3	Georgia (1)	4-0	1475	3
4	Oklahoma	3-0	1388	4
5	LSU	4-0	1378	5
6	Ohio State	4-0	1335	6
7	Auburn	4-0	1198	9
8	Florida	4-0	1138	8
9	Wisconsin	3-0	1100	14
10	Notre Dame	2-1	980	7
11	Penn State	3-0	964	12
12	Texas	3-1	959	13
13	Oregon	3-1	816	17
14	Iowa	3-0	778	18
15	Boise State	4-0	558	20
16	California	4-0	505	23
17	Washington	3-1	485	21
18	Virginia	4-0	450	22
19	Utah	3-1	445	11
20	Michigan	2-1	389	10
21	Texas A&M	2-2	270	15
22	Kansas State	3-0	262	25
23	UCF	3-1	233	16
24	Wake Forest	4-0	143	NR
25	Southern California	3-1	130	NR

Votes:

VS. RANKED TEAMS

■ **UNDER STRONG:** 0-4, last, L, to No. 17 Wisconsin (49-0) 2018: 0-2; fell at No. 25 Cincinnati & vs. No. 8 UCF

■ **OVERALL RECORD:** 11-26 all-time vs. FBS ranked teams since joining the FBS in 2000.

15-31 overall vs. ranked foes, including a 4-5 record vs. I-AA (FCS) teams from 1997-2000.

■ **LAST WIN:** W, 52-45 vs. No. 22 Navy on Oct. 28, 2016 in Raymond James Stadium.

■ **AT HOME:** USF is 7-13 at home vs. FBS ranked teams, last posting a win with a 52-45 win vs. No. 22 Navy, Oct. 28, 2016.

■ **ON THE ROAD:** 4-12 on the road vs. FBS ranked, last posting a win with a 23-20 victory at No. 16/18 Notre Dame on Sept. 3, 2011.

■ **Wins vs. ranked teams on the road:** W, 24-19 at No. 9 West Virginia (2006); W, 26-23 at No. 17 Auburn (2007); W, 17-7 at No. 18 Florida State (2009); W, 23-20 at No. 16 Notre Dame (2011)

FUTURE NON-CONFERENCE SCHEDULES

2020	2021	2022	2023	2024	2025	2026
Sept. 5 at Texas	Sept. 2 at NC State	Sept. 3 TBD	Sept. 2 at W. Kentucky	Aug. 31 LOUISVILLE	Aug. 30 BOISE STATE	Sept. 5 FAU
Sept. 12 BETHUNE-COOKMAN	Sept. 11 FLORIDA	Sept. 17 at Florida	Sept. 9 TBD	Sept. 7 at Alabma	Sept. 6 at Florida	Sept. 12 at Alabama
Sept. 19 NEVADA	Sept. 18 FLORIDA A&M	Sept. 24 at Louisville	Sept. 16 ALABAMA	Sept. 14 NC STATE	Sept. 13 at Miami	Sept. 19 at Louisville
Sept. 26 at FAU	Sept. 25 at BYU	Oct. 22 UMASS	Sept. 23 FLORIDA A&M	Sept. 21 W. KENTUCKY	Sept. 20 SAN JOSE ST.	Sept. 26 BETHUNE-COOKMAN

HEAD COACH CHARLIE STRONG

3rd Season at USF (18-10)

10th Season Overall (71-47)

Central Arkansas, 1982

1 OF 12

Strong is one of 12 African-American FBS college football head coaches, the only one in The American and one of two in the state of Florida, including former USF head coach Willie Taggart now leading Florida State. Also joining Strong on the list are Dino Babers (Syracuse), Herm Edwards (Arizona State), James Franklin (Penn State), Mike Locksley (Maryland), Derek Mason (Vanderbilt), David Shaw (Stanford), Lovie Smith (Illinois), Kevin Sumlin (Arizona), Mel Tucker (Colorado) and Frank Wilson (UTSA).

STRONG TIES TO FLORIDA

A strong recruiter and one of the best defensive minds in college football, Charlie Strong was named the fourth head coach in USF football program history on Dec. 11, 2016. Strong's appointment at USF returned him to the state of Florida, where he has spent 18 of his 37 seasons as a collegiate coach. A two-time Big East Coach of the Year while at Louisville, Strong was also a vital part of two national championships as defensive coordinator at the University of Florida. He also had head coaching stints at the University of Texas (2014-16) and the University of Louisville (2010-13).

STRONG AT A GLANCE

CAREER

- ▶ Three 10-plus win seasons and seven bowl games in 10 seasons as a head coach.
 - ▶ Led Louisville to four straight bowl games and Big East Championships in 2011 & 2012.
 - ▶ Went 37-15 in four seasons leading Louisville.
 - ▶ Big East Coach of the Year (2010 & 2012).
 - ▶ Led Louisville to a 33-23 victory over No. 4 Florida in the 2013 Sugar Bowl.
 - ▶ Two Louisville teams finished in the top 15 of the final rankings.
 - ▶ Posted two top 10 ranked recruiting classes at Texas.
 - ▶ Defensive coordinator on two national championship teams at Florida (2006 & 2008) under Urban Meyer.
 - ▶ Since 1995, has coached 15 first round NFL Draft picks and 37 players taken in the first four rounds.
 - ▶ At Florida, coached a National Defensive Player of the Year, a Jack Tatum Award winner, two SEC Defensive Freshmen of the Year, two Thorpe Award finalists, two Nagurski Trophy finalists and the 2008 Chevrolet Defensive Player of the Year.
 - ▶ His 2006 Florida defense set a BCS record for fewest yards allowed in the national title game, holding Ohio State to only 82 total yards.
 - ▶ Defensive coordinator in the SEC for 11 seasons.
 - ▶ Served on coaching staffs under Lou Holtz at Notre Dame and South Carolina.
- ### PERSONAL
- ▶ Rises before 5 A.M. to work out six days a week.
 - ▶ Wanted to be a college professor growing up.
 - ▶ His mother, Delois Ramey, was a sharecropper's daughter with eight children.
 - ▶ He was raised with 12 other children in a four-bedroom house in Batesville, Ark.
 - ▶ He didn't have his own bed all to himself until he arrived at Central Arkansas.
 - ▶ He walked on at Central Arkansas (NAIA program) and earned a scholarship in his second year.
 - ▶ Became a two-time first-team All-Arkansas Intercollegiate Conference selection.



STRONG RECORD AS HEAD COACH

SEASON	W	L	PCT.	NOTES
2010 (LOUIS)	7	6	.538	Beef O'Brady's Bowl (W)
2011 (LOUIS)	7	6	.538	Belk Bowl (L)
2012 (LOUIS)	11	2	.846	Sugar Bowl (W)
2013 (LOUIS)	12	1	.923	Russell Athletic Bowl (W)
2014 (TEX)	6	7	.461	Texas Bowl (L)
2015 (TEX)	5	7	.416	top 10 recruit class
2016 (TEX)	5	7	.416	top 10 recruit class
2017 (USF)	10	2	.833	Birmingham Bowl (W)
2018 (USF)	7	6	.538	Gasparilla Bowl (L)
2019 (USF)	1	2		
TOTALS	71	47	.601	8 Bowl games (4-4)

"There's no reason why we don't go out and compete for championships year-in and year-out. It's a special place that is totally committed to winning on the field, as well as off the field."

- Charlie Strong, at introduction as USF's fourth head coach

STRONG FILE

EDUCATION

- B.S. in education, Central Arkansas (1982)

FOOTBALL COACHING EXPERIENCE

- 2017-present: Head Coach, USF
- 2014-16: Head Coach, Texas
- 2010-13: Head Coach, Louisville
- 2008-09: Assoc. Head Coach/Def. Coord., Florida
- 2005-07: Asst. Head Coach/Def. Coord., Florida
- 2004: Interim Head Coach/Def. Coord., Florida
- 2003: Def. Coordinator/Def. Ends, Florida
- 1999-2002: Def. Coordinator, South Carolina
- 1995-98: Defensive Line, Notre Dame
- 1994: Assoc. Head Coach/Def. Tackles, Florida
- 1991-93: Defensive Ends, Florida
- 1990: Wide Receivers, Mississippi
- 1988-89: Outside Linebackers, Florida
- 1986-87: Wide Receivers, Southern Illinois
- 1985: Graduate Assistant, Texas A&M
- 1984-85: Graduate Assistant, Florida

FOOTBALL PLAYING EXPERIENCE

- 1979-81: three-time all-conference safety, Central Arkansas

PERSONAL

- Born: Aug. 2, 1960 (59)
- Wife, Vicki
- Son: Tory; daughters: Hailee & Hope

2019 USF FOOTBALL STAFF



KERWIN BELL
Offensive Coordinator/Quarterbacks

Alma Mater: Florida, '87
1st Season with USF

- Led Valdosta State to 2018 DII title
- 1984 SEC Player of the Year (QB at Florida)
- 14-year professional QB career



JUSTIN BURKE
Tight Ends Coach/Special Teams

Alma Mater: Louisville, '09
3rd Season with USF

- Played QB for Strong at Louisville
- On Strong's staffs at Louisville & Texas
- Earned his MBA



JEREMY DARVEAU
Offensive Line Coach

Alma Mater: Louisville, '06
1st Season with USF

- Coached 3 seasons with Bell at Valdosta State
- No. 1 scoring offense (52.0 ppg) in DII in 2018
- Two-year OL starter at Louisville



SHAUN KING
Running Backs Coach

Alma Mater: Tulane, '98
4th Season with USF

- St. Petersburg native/former Buccaneers QB
- Led Bucs to 1999 NFC Championship game
- Led Tulane to 12-0 season in 1998 as QB



CHARLIE WILLIAMS
Wide Receivers

Alma Mater: Colorado State, '82
3rd Season with USF

- Tampa Bay Buccaneers WR coach (1996-2001)
- Keyshawn Johnson, Reidel Anthony & Jacquez Green
- Coached Reggie Wayne & Frank Gore at Colts




ALBERT BOONE
Director of Football Operations

Alma Mater: Florida State, '03
3rd Season with USF



PHIL CANE
Video Coordinator

Alma Mater: USF, '13
12th Season with USF



BRIAN JEAN-MARY
Defensive Coordinator/Linebackers

Alma Mater: Appalachian State, '98
3rd Season with USF


- First USF D led AAC in scoring & total defense (2017)
- On Strong's staffs at Texas and Louisville.
- Helped assemble 3 top recruiting classes at Texas



SEAN CRONIN
Outside Linebackers Coach

Alma Mater: Georgetown College, '02
3rd Season with USF


- Moved from DT's to Outside LB's coach in 2019
- Part of 4 national champ teams as player (Georgetown) and coach (Florida)



STEVE ELLIS
Defensive Backs Coach

Alma Mater: Nichols State, '03
1st Season with USF


- 10 seasons at Middle Tennessee State
- Defensive coordinator from 2011-14
- First game as a coach: Nichols St. at USF (2003)



BRYAN HILL
Safeties Coach

Alma Mater: Texas, '09
3rd Season with USF


- On Strong's staff at Texas.
- First two seasons as analyst at USF
- Began coaching career as a strength coach at Texas



PAUL SPICER
Defensive Line Coach

Alma Mater: Saginaw Valley State
1st Season with USF


- Asst. defensive line coach with Buccaneers (2015-18)
- 12-year professional career (DE)
- Part of Super Bowl XLIV champions (New Orleans)



PAT MOORER
Head Strength & Conditioning Coach

Alma Mater: Florida, '92
3rd Season with USF

- Head strength and conditioning coach on Strong's staff at Texas and Louisville
- Played LB for Strong at Florida



MIKE GIGLIO
Director of Player Personnel

Alma Mater: Florida, '08
3rd Season with USF

USF ATHLETIC COMMUNICATIONS

4202 E. Fowler Ave., ATH 100,
Tampa, FL 33620
OFFICE: 813-974-2125 FAX: 813-974-5328

**Associate AD/Communications/
Football Contact:** Brian Siegrist
Siegrist@USF.edu
Cell: 813-293-3897
**Associate Communications Director/
Secondary Football:** Jay D'Abramo
Jdabramo@USF.edu
Cell: 813-210-7333
**Associate Communications Director/
Secondary Football:** Mike Hogan
MHogan@USF.edu
Cell: 813-469-0616

Website: www.GoUSFBulls.com



USF MEDIA POLICIES

WEEKLY PRESS CONFERENCE

USF holds a weekly press conference every Monday at 11:30 a.m. during regular game weeks. Coach Strong will be available in the Hall of Fame Room of the Selmon Athletics Center.

CREDENTIAL REQUESTS

The online application process for football credentials can be found at www.sportssystem.com/usf. If you are requesting multiple credentials for a group, a form must be submitted for each person. A USF staff member will then send you a confirmation e-mail. Individual game credential requests must be made by noon on Wednesday of each game week. These credentials will be available for pickup at USF, starting Thursday at noon.

INTERVIEW POLICIES

Under no circumstances should media members contact USF coaches or student-athletes without prior consent and approval from Associate Director of Athletics Brian Siegrist or Assistant Communications Director Jay D'Abramo. The same policy applies to the family members of student-athletes. To request interviews outside of regularly-scheduled availabilities, please contact the USF Communications department at least 24 hours in advance.

PLAYER INTERVIEWS

Players will be available three times per week during a normal game week. Those availabilities will occur after practices on Tuesday, Wednesday and Thursday and during requested one-on-one periods on Thursday. To request a specific player for sit-down feature interviews, please contact the USF Communications department at least 24 hours in advance.

STAFF INTERVIEWS

Coach Strong will be available two times per week during normal game weeks. Strong is available Monday during the AAC Conference Call (12:10 p.m.), Tuesday during his weekly press conference (noon). USF Offensive and defensive coordinators will be available after practice on Wednesdays.

POSTGAME POLICY

The USF locker room is closed at all times. Coach Strong will address the media following his post-game with the team. USF will take interview requests for players at the beginning of the fourth quarter. On the road, USF will conduct interviews at the designated location by the host institution.

AMERICAN ATHLETIC CONFERENCE TELECONFERENCE

The American Athletic Conference football coaches will hold a weekly teleconference for the media taking place each Monday during the season. Each coach will be available for approximately 10 minutes.

Media members who wish to access the teleconference may dial 800-458-4121. The confirmation code is 3916293.

11:00 a.m.	Ken Niumatalolo, Navy	Noon	Luke Fickell, Cincinnati
11:10 a.m.	Sonny Dykes, SMU	12:10 p.m.	Charlie Strong, USF
11:20 a.m.	Randy Edsall, UConn	12:20 p.m.	Rod Carey, Temple
11:30 a.m.	Mike Houston, East Carolina	12:30 p.m.	Mike Norvell, Memphis
11:40 a.m.	Philip Montgomery, Tulsa	12:40 p.m.	Josh Heupel, UCF
11:50 a.m.	Dana Holgorsen, Houston	12:50 p.m.	Willie Fritz, Tulane

COLLEGE PRESS BOX.COM

CollegePressBox.com is a great resource for media covering the Bulls and the AAC. Not only does it have media guides from the entire conference, but it also houses logos, head shots, action shots and much more. For access to the site, email Ted Gangi at webmaster@collegepressbox.com.

▼ WEEKLY USF FOOTBALL MEDIA SCHEDULE ▼

MON	TUES	WED	THURS	FRI	SAT	SUN
News Conference 11:30 AM: Strong AAC Teleconference: Strong (12:10 pm)	Practice: 9-11 AM No Access 11:30 AM Avail: Selected Players	Practice: 9-11 AM No Access 11:30 AM Avail: Off Coord. Def. Coord. Selected Players	No Availability	TRAVEL DAY No availability	GAME DAY Post game availability	No Availability

BULLS IN THE NFL

USF has 9 former Bulls on NFL rosters (Sept. 8)

Player (Pos.)	Team (Yrs with Team)
Kofi Amichia (OL)	Panthers (2019)
D'Ernest Johnson (RB)	Browns (2019)
Mike Love (DL)	Bills (2018)
Aaron Lynch (DL)	Bears (2018)
Marlon Mack (RB)	Colts (2017-18)
Jason Pierre-Paul (DE)	Buccaneers (2018)
Austin Reiter (OL)	Chiefs (2018)
Deadrin Senat (DL)	Falcons (2018)
Marquez Valdes-Scantling (WR)	Packers (2018)

Practice Squad

Quinton Flowers (RB)	Bengals (2018)
Bruce Hector (DL)	Cardinals (2019)
Mazzi Wilkins (DB)	Buccaneers (2019)



USF STUDENTS BRING THE NOISE TO RAY JAY

- USF boasts one of the largest student sections in the country with 12,501 seats allocated to students and the ability to place as many as 16,000+ in the stadium.
- USF students occupy the north endzone at Raymond James Stadium just below the Buccaneers pirate ship.
- **The Beef Studs** are the most passionate student supporters who regularly occupy the first row and paint their bodies green and gold while donning bull horns.

USF FOOTBALL RADIO SHOW

The USF Football Radio Show airs live at World of Beer on East Fowler Ave. (near the USF campus). Bulls Head Coach Charlie Strong will meet fans at the weekly show which broadcasts live from World of Beer throughout the season. Hosted by the Voice of the Bulls Jim Louk and analyst Sam Barrington, The USF Football Radio Show airs from 7-8 p.m. on the USF Radio Network (95.3/620 AM WDAE) and can be streamed live via the iHeart Radio Bulls Unlimited channel. The show will air nine times on Thursday nights and three on Tuesday nights, when the Bulls play on a weekday.



PLAYERS TO WATCH: SPECIAL TEAMS

P
39



TRENT SCHNEIDER • 6-0 • 197 • JR

- Set a new USF game record with an average of 51.6 yards at Georgia Tech
- 47.2 ypp average ranks 8th nationally & 1st in the AAC.
- Set USF season record with 3,176 yards punting in 2018.
- Tied a USF record with a 72 yard punt in win vs. ECU (9.22)
- Punted 9 times for a 49.2 yard average vs. ECU in 2018, tied for the third-best performance in USF history. Had punts of 72, 67 and 51 yards
- A 29-year-old native of Sydney, Australia, joined the team in the spring of 2018 and is playing 9,264 miles and a 16-hour plane flight from home.
- Worked for 8 years in construction before returning to school.
- Carries a 4.0 GPA in communications.
- Benches 225 pounds 11 times.

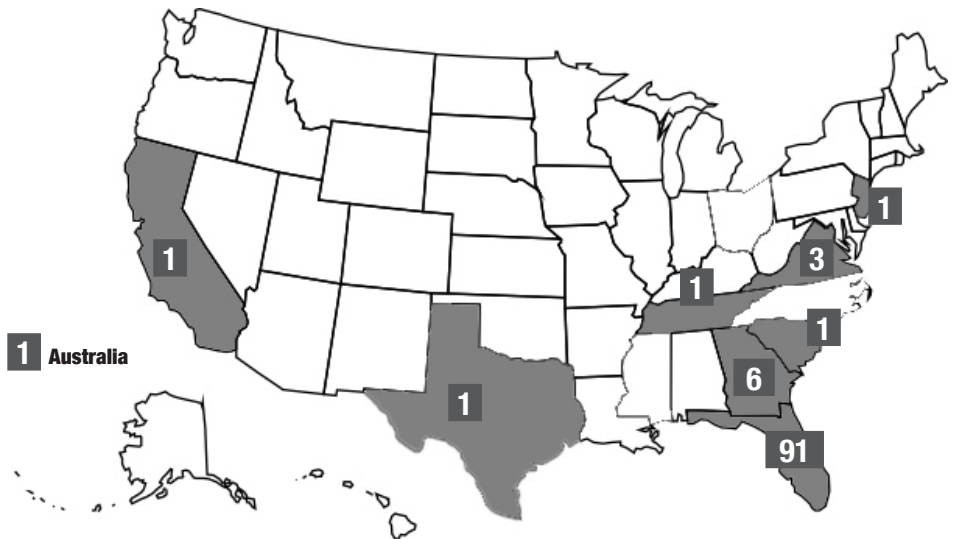
K
24



COBY WEISS • 5-9 • 180 • JR

- Has made 17 of his 21 field goal attempts at USF.
- Is a perfect 12-13 in field goal attempts under 30 yards at USF.
- 15-of-18 on field goals in 2018, season long of 37 yards, 10-10 under 30 yards.
- 15 field goals ranked second-most among AAC players in 2018.
- Led team in scoring with 80 points (35-39 PAT) in 2018.
- Week 7 AAC Special Teams Player of the Week
- Hit game-winning 22-yard field goal with :02 to play at Tulsa.
- Finger was broken after a UMass player hit him and was called for targeting during a PAT. Weiss made the PAT and a game-winner the next week wearing a cast.
- Walk-on who made his first USF start at Illinois (Game 3) in 2018.
- Transfer from Tennessee State where he played in 7 games in 2017 going 2-of-4 on field goals, with a 39-yard long, and 4-of-4 on PAT.

WHERE THE BULLS ARE FROM



BULLS BY STATE

- FLORIDA:** 91 (86% OF TEAM)
- GEORGIA:** 6
- VIRGINIA:** 3
- CALIFORNIA:** 1
- NEW JERSEY:** 1
- SOUTH CAROLINA:** 1
- TENNESSEE:** 1
- TEXAS:** 1
- AUSTRALIA:** 1

FLORIDA BULLS

- BAY AREA:** 29
- MIAMI/FT. LAUDERDALE:** 19
- ORLANDO/CENTRAL FLORIDA:** 14
- JACKSONVILLE/PANHANDLE:** 14


BULLS BY ELIGIBILITY

- TRUE FRESHMEN:** 22
- REDSHIRT FRESHMEN:** 15
- SOPHOMORES:** 29
- JUNIORS:** 23
- SENIORS:** 17
- TRUE & REDSHIRT FRESHMEN:** 37
- UNDERCLASSMEN:** 66
- UPPERCLASSMEN:** 40
- TOTAL ROSTER:** 106

PLAYERS TO WATCH: OFFENSE

QB
11**BLAKE BARNETT • 6-5 • 225 • SR**

- 25th in NCAA in total offense (273.7 ypg), 27th in passing (245.9 ypg) in 2018.
- 2,710 passing yards in 2018 (5th-best in program history), 61.1% completion.
- Was on pace for USF record 3,000-yard season, missed 2 of last 4 games with injury.
- Led 3 double-digit 4th quarter comeback victories in first season at USF.
- A 5-star recruit and MVP of the 2014 Elite 11 Quarterback Competition.
- Carries a 3.58 grad school GPA in Entrepreneurship in Applied Technologies.

QB
12BAY AREA
NATIVE**JORDAN MC CLOUD • 6-0 • 188 • RS FR**


- 273 total yards, 5 TD (3 pass, 2 run), no turnovers in first start vs. SC State.
- 65.7% completion on year with 4 TD and no INT
- Leads USF with 85 yards rushing and 2 rushing TD.
- Threw a 20yd TD pass and 54yd completion at Georgia Tech.
- Tampa native, earned Class 7A first-team all-state in senior HS season.
- Passed for 2,426 yards and 26 TD while leading team to 12-2 & state semis.
- Younger brother of Clemson star & Carolina Panthers WR Ray-Ray McCloud.

WR
5**RANDALL ST. FELIX • 6-2 • 211 • SO**

- Led USF with 679 yards on 33 catches in 2018, 20.58 ypc (2nd AAC/9th NCAA)
- Was the top freshman receiver in the AAC, 8th overall in ypg.
- Four 100-yard games in 2018; Bowl record 6 catches for 165 yards & 2 TD.
- USF receiving debut record: 7 catches for 143 yards & 1 TD in 2018 opener.
- 1st USF reception was 40-yard TD. 4 TD receptions in 2018.

TE
89BAY AREA
NATIVE**MITCHELL WILCOX • 6-4 • 245 • SR**

- **2018 FIRST TEAM ALL-AAC • THREE-TIME MACKKEY AWARD CANDIDATE**
- Two TD catches (20 & 10 yds) vs. SC State.
- Owns all USF career records for tight ends.
- NFL.com's Gil Brandt's No. 4 senior tight end prospect for 2020 NFL Draft.
- **2018 SEASON:** 43 catches (USF TE record) for 540 yards (TE record) & 2 TD.
- A strong blocker who loves contact and springs many big gains.
- **CAREER:** 78 rec. (TE record) for 1,077 yards (TE record) & 8 TD (TE record).

RB
2**JORDAN CRONKRITE • 5-11 • 202 • SR**

- 1,121 yds (6th in USF history) & 8 TD in 2018. Missed spring w/ minor injury.
- USF record 5 straight 100-yard games in 2018. 6.09 ypc
- Just the fifth USF player to run for 1,000 yards in a season.
- **USF & AAC RECORD** 302 yards & 3 TD at UMass, 13.1 ypc
- Owns 4 of top 15 longest TD runs in USF history; 80-yard TD run vs. ECU is T4th.

WR
20**JOHNNY FORD • 5-5 • 180 • SO**

- Leads USF with 8 catches for 123 yards & 2 TD, 3 total TD lead Bulls.
- 42-yard TD catch, 32-yard TD run vs. SC State.
- 20-yard TD catch at Georgia Tech (9.7)
- Second-leading rusher with 787 yards & 8 TD in 2018, 6.84 ypc ranked 12th in FBS.
- Bulls' leading rusher in 5 of the last 7 games in 2018, 120 yards vs. UCF.
- 3 100-yard games: 164 & 3 TD vs. UConn; 106 & 2 TD at Houston; 120 vs. UCF.

G
78BAY AREA
NATIVE**WILLIAM ATTERBURY • 6-4 • 305 • GR**

- 26 straight starts, 24 at right guard. Moved to left tackle in the spring.
- 30 career starts, four starts at right tackle in 2016.
- Helped lead the way for 3,169 rushing yards & 30 TD in 2017.
- Pre-general business major earned degree in 2018, Academic All-Conference.
- Carries a 3.93 grad school GPA in Entrepreneurship in Applied Technologies.

T
77**MARCUS NORMAN • 6-6 • 315 • GR**
OUTLAND TROPHY CANDIDATE • 2017 2ND TEAM ALL-AAC

- 37 straight starts at right tackle. Vocal leader on offense.
- Took on leadership role on offense and transformed body prior to 2018 season.
- Information technology major, Academic All-Conference.

BARNETT RETURNS STRONG AFTER INJURY-HAMPERED END TO 2018

After missing significant practice time and two of the Bulls' last four games of the 2018 season due to injuries, quarterback Blake Barnett returns healthy and having added 30 pounds to his now 275-pound bench press max. He will be participating in his first spring practice at USF after arriving on campus in May last year.

■ Prior to injuries causing him to miss the Bulls' game at Cincinnati (Nov. 10), Barnett had started the first nine games and passed for 2,400 yards. He ranked 16th nationally (3rd in AAC) at that point, passing for 267.2 ypg, which was on pace to shatter the USF season passing record (2,911) with more than 3,400 passing yards. He returned to start the next week at Temple (passing for 82 yards), but missed two of the Bulls' final four games and did not start the Gasparilla Bowl, but entered in the first quarter and passed for 212 yards and a TD in the game.

■ He tallied just 310 passing yards and one TD in the Bulls' final four games of 2018. Barnett passed for 1,099 yards and 8 TD in the first four games of 2018, including 411 yards and 2 TD at Illinois. He averaged 267.2 ypg passing through nine games. In the final four games of 2018, with Barnett missing two, USF passed for 695 yards (155.2 ypg) and 5 TD.

■ Despite the missed time, Barnett's nine 200-yard passing games in 2018 were just one shy of the USF season record of 10 set by Marquel Blackwell in 2001.

NOTABLES

EXPLOSIVE BULLS RETURN

USF's leaders in explosive plays (20-plus yards) in rushing, receiving and passing in 2018 all return.

■ Senior **Jordan Cronkrite** led USF with 10 explosive plays rushing last season, including five runs of 60-plus yards, topped by touchdown runs of 80, 77 and 76 yards. Sophomore **Johnny Ford** ranked second with seven explosive runs in 2018, including a 78-yarder, and added three explosive receiving plays.

■ Sophomore **Randall St. Felix** led USF with 14 explosive plays receiving, including five in his Gasparilla Bowl record 165-yard receiving day that included TD catches of 38 and 33 yards.

■ Senior quarterback **Blake Barnett** accounted for 33 explosive plays passing in 2018, including a 75-yard TD pass to St. Felix.

EXPERIENCED OFFENSIVE LINE

USF will return all five offensive line starters and tight end from the Bulls' Gasparilla Bowl appearance. Four players that started at least seven games in 2018 return on the line, led by 2017 second-team all-conference right tackle **Marcus Norman** (13), guard **William Atterbury** (13), left guard **Demetris Harris** (11) and center **Brad Cecil** (7). It marks the most returning starters on the offensive line since the Bulls returned five in 2014 and the third straight year USF has returned at least three starters. Donovan Jennings, who started at left tackle in the bowl game, made four starts last year.

■ **Norman** has started 34 straight games at right tackle, while **Atterbury** has started 23 straight at right guard.


DEFENSIVE LINE MATURES

USF had two sophomores and two true freshmen see extensive action on the D-line last season. They will now be part of six defensive linemen that return that played in eight or more games last year and four that have logged 22 or more career games. The group is led by senior defensive ends **Kirk Livingstone** (38 games, 25 starts) and **Greg Reaves** (33 games, 25 starts) who have both tallied more than 100 tackles and 21 TFL on their career. Juniors **Kevin Kegler** (24 games, 11 starts) and **Kelvin Pinkney** (22 games, 4 starts) and sophomores **Tyrone Barber** (11 games, 1 start) and **Rashawn Yates** (8 games, 2 starts) round out the group that will form the base of a Bulls' D-line that looks to enter 2019 bigger and more experienced.

PLAYERS TO WATCH: DEFENSE

S
2**NICK ROBERTS • 5-11 • 190 • SO**

- 1 INT, 1 TFL & 5 tackles vs. SC State.
- Led team with 3 INT, 4th on team with 72 tackles in 2018.
- Started last 11 games at safety in 2018 in first season on the field.
- First Team Florida All-State Class 7A at Oakleaf HS in Jacksonville.

CB
7BAY AREA
NATIVE**MIKE HAMPTON • 6-1 • 190 • JR****2018 HONORABLE MENTION ALL-AAC**

- 2nd in AAC & 9th in nation with 1.4 passes defended per game (18 total) in '18.
- 18 passes defended in 2018 (2nd all-time, 1 shy of USF season record (19).
- Tied second on the team with 2 INT in 2018.
- 43 tackles, 2.0 TFL, 1.0 sacks in 2018.

S
8**DEVIN STUDSTILL • 6-0 • 200 • SR**

- 2nd on team with 16 tackles, team-high 8 tackles at G Tech.
- Transfer from Notre Dame, played 29 games for the Irish.
- Posted 60 tackles & 1 INT at ND, played in 12/started 9 games as a freshman.
- A four-star recruit out of Palm Beach Gardens, Fla.

CB
9BAY AREA
NATIVE**KJ SAILS • 5-11 • 175 • SR**


- Takeaway in each of first 3 games; FR vs. SC St, INT at GTech, FR vs. Wisconsin
- Tampa native that transferred from North Carolina for senior season to be closer to his infant son, King, and following the passing of his grandmother and sister.
- Played in 19 games for UNC: 40 career tackles, 1.0 TFL & 15 passes defended.

LB
55**PATRICK MACON • 6-3 • 245 • SR**


- 16th nationally with 1.7 TFL per game. 6th in AAC in tackles (7.0 tpg)
- Led USF with 15 tackles, 4 TFL, 1 FF & a sack in debut vs. Wisconsin (8.30)
- Senior grad transfer from Oklahoma State, never played a down for the Cowboys
- 2016 NJCAA Defensive Player of the Year at Fort Scott CC.
- 4-star recruit and 4th ranked JUCO LB in 2017. 122 tackles, 27.5 TFL as JUCO SR
- Led Fort Scott to 11-1 record and NJCAA National title game in 2016.

LB
11**DWAYNE BOYLES • 6-3 • 227 • SO**

- 5th on team with 14 tackles, 2.5 TFL, added 20 pounds in offseason.
- 7 tackles at Georgia Tech
- Played in 12 games as a true freshman, starting two in 2018.
- Posted 20 tackles, 1 TFL, 1 FR in first season, career high 10 tackles vs. Tulane

DE
4BAY AREA
NATIVE**GREG REAVES • 6-2 • 242 • SR**

- Tied 2nd on team with 16 tackles,
- Has started the last 28 straight games (21 at DE, 7 at LB)
- 2nd on team with career-best 89 tackles in 2018; played last 7 at linebacker
- Career-best 14 tackles in Gasparilla Bowl; 4 double-digit tackle games.
- 2017: Led USF with 14.0 TFL & 4th with 4.0 sacks, 7 QBH in 12 starts at DE.
- Former walk-on who earned a scholarship in 2017, played safety in high school.
- **CAREER:** 163 tackles, 23.0 TFL, 5.5 sacks, 5 PBU, 2 FR, 1 FF
- Carries a 3.8 grad school GPA in Entrepreneurship in Applied Technologies.

DE
6**KIRK LIVINGSTONE • 6-4 • 275 • SR**

- Led USF with 10.0 TFL, 5th on team with career-best 56 tackles in 2018.
- Top returner in career sacks (8.0) and 24.5 TFL.
- 2018 Academic All-District team member with 3.56 GPA in health sciences.
- Internship the last two summers working in the USF pharmacy on campus.
- **CAREER:** 111 tackles, 24.5 TFL, 9.0 sacks, 3 PBU, 1 FF, 1 FR

2019 SCHEDULE BREAKDOWN

■ **Big Opener:** The Bulls' Friday, Aug. 30 season opener vs. Wisconsin in Raymond James Stadium will mark the program's biggest season opener at home since the program's very first game in 1997. Wisconsin has made 17 straight bowl appearances, returns 2018 Doak Walker winner and 2,000-yard rusher Jonathan Taylor, and has appeared in numerous early 2019 season Top 25 polls. It will be the Bulls' biggest season opener since winning on the road at No. 16 Notre Dame (23-20) to open the 2011 campaign.

■ **Power 6:** The Bulls will take on two Power 6 opponents, Wisconsin and at Georgia Tech, in the non-conference season. USF has won five of its last six games vs. non-con Power 6 opponents and claimed victory in seven of its nine meetings overall.

■ **American:** USF plays its first four conference games (three on the road) vs. teams that finished in the bottom half of their division in 2018 and posted a combined record of 12-27 (7-25 AAC). The Bulls finish with four conference games against teams that finished in the top half of their division and posted a combined record of 39-13 (26-7 AAC).

■ **Florida Finish:** USF will close out the 2019 regular season with four straight games in the state of Florida in the month of November, all within a bus ride from campus. Three straight home games begin the stretch, which is capped by a trip to UCF for the War on I-4. The Bulls will face 2018 East Division runner-up Temple (8-5, 7-1 AAC) in a Thursday night clash on Nov. 7, followed by East Division third-place team Cincinnati (11-2; 6-2) on Nov. 16 and back-to-back West Division winner Memphis (8-6; 5-3) on Nov. 23 at home before traveling to two-time defending East Division winner UCF (12-1; 8-0).

NOTABLES

PLAY FAST, SCORE FASTER

Offensive coordinator **Kerwin Bell** has brought the mantra "play fast, score faster" to the Bulls in his first season leading the offense. The former SEC Player of the Year quarterback (1984) at Florida comes to USF after 12 seasons as a successful head coach, leading programs at Valdosta State (2016-18) and Jacksonville University (2007-15) and a 14-year playing career in professional football.

■ Charlie Strong and Bell were first part of the same program during the 1983-84 seasons at Florida, where Strong was serving in his first coaching position as a graduate assistant and Bell was a walk-on quarterback.

■ The 2018 Don Hansen NCAA Division II Co-Coach of the Year, Bell's 2018 offense led the nation in scoring (52.0 ppg) and was fourth in total offense (523.9 ypg). The Blazers scored 728 points, the most in NCAA Division II history, as they posted 7,334 yards (3,676 rushing/3,658 passing) and 7.9 yards per play.

PLAYMAKERS RETURN

The Bulls return their leading passer, top three rushers, and two of their top three receivers (including their yardage leader) from 2018.

■ The Bulls return 2,281 rushing yards (90.6% of their 2018 total, 2,710 passing yards (85.4% of 2018) and 1,751 receiving yards (55% of 2018).

■ Players that accounted for 25 of the Bulls' 26 rushing TD, 12 of 17 passing TD, and 8 of 17 receiving TD return.

WILCOX AMONG NATION'S TOP TIGHT ENDS

A two-time all-conference selection (1st team in 2018) and Mackey Award candidate, senior **Mitchell Wilcox** is among the best tight ends in the nation and spurned an opportunity to enter the 2019 NFL Draft to add to a stellar career that has him poised to own every USF tight end record. His 43 catches and 540 yards set **USF season receptions and season yardage** for a tight end last year and led The American. He owns the **career yardage** record and **career receptions** for a USF tight end and the **single game receptions record** (8). His six **career TD catches** are tied with Sean Price for the USF tight end record and his career-best 109 yards at Illinois last year are second only to Elkanah Dillion's game mark of 126 yards vs. FAMU in 2015.

REAVES RETURNS TO THE EDGE

Senior Greg Reaves, a former walk-on, started the last seven games of 2018 at middle linebacker due to injuries and depth at linebacker. He excelled, posting 9.4 tackles per game during the stretch to finish second on the team with 89 tackles. For 2019, the 6-2, 248-pounder will return to his edge position as a defensive end/outside linebacker, a position from which he led USF with 14.0 TFL in 2017. He has started the last 25 straight games for the Bulls.

ROSTER FEATURES 11 GRADUATES

USF enters the 2019 season with 11 members of the roster already having earned their degree, including seven returning starters.

Offense (4): William Atterbury, Blake Barnett, Stanley Clerveaux, Marcus Norman.

Defense (7): Kirk Livingstone, Patrick Macon, Greg Reaves, Nico Sawtelle, Trent Shaw, Darius Slade, Devin Studstill.

NUMERICAL

No.	Name
2	Jordan Crokrite, RB
2	Nick Roberts, DB
3	Vincent Davis, DB
4	Stanley Clerveaux, WR
4	Greg Reaves, DE
5	Randall St. Felix, WR
6	Kirk Livingstone, DE
7	Mike Hampton, DB
8	Devin Studstill, DB
9	KJ Sails, DB
10	Daquan Evans, DB
10	Kelley Joiner, RB
11	Blake Barnett, QB
11	Dwayne Boyles, LB
12	Jordan McCloud, QB
12	Zion Roland, DB
13	Eddie McDoom, WR
14	Jah'Quez Evans, QB
15	Jayden Curry, DB
15	Jernard Phillips, WR
16	Kaden Frost, QB
16	Brock Nichols, DB
17	Kirk Rygol, QB
17	Kyle Trina, WR
18	Augie DeBiase, QB
18	DeVontres Dukes, WR
19	Bryce Miller, WR
20	Johnny Ford, RB/WR
20	Bentlee Sanders, DB
21	McArthur Burnett, DB
21	Dave Small, RB
22	Mekhi LaPointe, DB
23	Josh Berry, RB
24	Coby Weiss, PK
25	Eugene Bowman, DB
25	Kenny Scribner, K
26	Keyon Helton, DB
27	Leonard Parker, DB
28	Trevon Sands, RB
29	Brian Norris, LB
31	Cody Gentry, DB
32	Spencer Shrader, K
33	Odunayo Seriki, WR
34	Christian Helms, WR
35	Jabreel Stephens, DE
36	Tyler Schlegel, P
37	Camp Gobler, LB
38	Sean Atkins, WR
38	Randal Copeland, LB
39	Trent Schneider, P
39	Trent Shaw, LB
40	Jason Vaughn, DE
41	Demaurez Bellamy, LB
42	Darius Slade, DE

2019 USF FOOTBALL ALPHABETICAL ROSTER

No.	Name	Pos.	Ht.	Wt.	Class/Elig.	Hometown (Previous Schools)
38	Sean Atkins	WR	5-10	165	Fr./Fr.	Viera, Fla. (Viera HS)
78	William Atterbury	OL	6-4	305	Gr./Sr.	Clearwater, Fla. (Clearwater Central Catholic HS)
93	Tyrone Barber	DT	6-3	273	So./So.	Venice, Fla. (Venice HS)
11	Blake Barnett	QB	6-5	225	Gr./Sr.	Corona, Calif. (Santiago HS/Arizona St./Alabama)
48	Andrew Beardall	LS	5-8	220	So./RFr.	Merritt Island, Fla. (Merritt Island HS)
41	Demaurez Bellamy	LB	5-10	223	Fr./Fr.	Deland, Fla. (Deland HS)
23	Josh Berry	RB	6-0	185	Fr./Fr.	Davenport, Fla. (Ridge Community HS)
83	Logan Berryhill	WR	6-4	186	Fr./Fr.	Kingsland, Ga. (Camden County HS)
57	Joshua Blanchard	OL	6-3	330	Fr./Fr.	Miami, Fla. (Norland HS)
25	Eugene Bowman	DB	6-0	183	So./RFr.	Jacksonville, Fla. (Robert E. Lee HS)
11	Dwayne Boyles Jr.	LB	6-3	227	So./So.	Miami, Fla. (Miami Central HS)
21	McArthur Burnett	DB	5-9	193	Jr./Jr.	Pahokee, Fla. (Pahokee HS/Coffeyville CC)
88	Chris Carter	TE	6-4	246	So./RFr.	Homestead, Fla. (South Dade HS)
74	Brad Cecil	OL	6-4	307	So./So.	Jacksonville, Fla. (Bartram Trail HS)
4	Stanley Clerveaux	WR	6-3	216	Gr./Sr.	North Miami, Fla. (North Miami HS)
38	Randal Copeland	LB	6-0	227	So./RFr.	Havana, Fla. (Gadsden County HS)
2	Jordan Cronkrite	RB	5-11	202	Sr./Sr.	Miami, Fla. (Westminster Central HS/Florida)
15	Jayden Curry	DB	5-11	194	Fr./Fr.	Virginia Beach, Va. (IMG Academy)
3	Vincent Davis	DB	5-11	181	So./So.	Jacksonville, Fla. (Robert E. Lee HS)
18	Augie DeBiase	QB	6-2	215	Jr./So.	Ponte Vedra, Fla. (Raines HS/Tyler CC/Miami)
49	Ian Deneen	LS	5-10	226	So./So.	Winter Garden, Fla. (West Orange HS)
18	DeVontres Dukes	WR	6-4	216	Sr./Jr.	Tampa, Fla. (Wharton HS)
10	Daquan Evans	DB	5-11	178	Fr./Fr.	Orlando, Fla. (Jones HS)
14	Jah'Quez Evans	QB	6-2	180	Fr./Fr.	Atlanta, Ga. (Mays HS)
61	Troy Fields	OL	6-4	274	Jr./Jr.	Miramar, Fla. (Miramar HS/Virginia Union)
20	Johnny Ford	RB/WR	5-5	180	So./So.	Miami, Fla. (Miami HS)
57	AJ Franco	LB	6-0	227	Jr./So.	Sarasota, Fla. (Riverview HS)
16	Kaden Frost	QB	6-3	197	So./Fr.	Naples, Fla. (Gulf Coast HS/Gardner-Webb)
31	Cody Gentry	DB	6-1	210	Jr./Jr.	Fort Worth, Texas (Brewer HS/Cisco CC/Southwest Oklahoma St.)
37	Camp Gobler	LB	6-3	225	Fr./Fr.	Stuart, Fla. (South Fork HS)
45	Darrien Grant	DE	6-4	254	Jr./So.	Bradenton, Fla. (Southeast HS)
47	Tae'Aviion Gray	LB	6-2	208	Fr./Fr.	Quitman, Ga. (Brook County HS)
98	Blake Green	DT	6-1	287	Sr./Jr.	Bradenton, Fla. (Bradenton Southeast HS/NW Missouri St.)
44	Antonio Grier Jr.	LB	6-1	222	So./So.	Atlanta, Ga. (Mays HS)
79	Dustyn Hall	OL	6-3	308	Fr./Fr.	Punta Gorda, Fla. (Charlotte HS)
7	Mike Hampton	CB	6-1	190	Sr./Jr.	Tampa, Fla. (Hillsborough HS)
64	Demetris Harris	OL	6-3	324	Jr./So.	Jacksonville, Fla. (Robert E. Lee HS)
34	Christian Helms	WR	6-2	193	Fr./Fr.	Seffner, Fla. (Seffner Christian HS)
26	Keyon Helton	DB	6-0	195	So./RFr.	Pensacola, Fla. (West Florida HS)
76	Jarrett Hoppole	OL	6-7	325	Sr./Jr.	Suffolk, Va. (Nansemond River HS/Virginia Tech)
80	Terrence Horne Jr.	WR	5-7	178	So./RFr.	Miramar, Fla. (Miramar HS)
69	Malachi Jean	DT	6-1	350	Sr./Sr.	Lake City, Fla. (Columbia HS/Prairie View A&M)
73	Donovan Jennings	OL	6-5	328	So./So.	Tampa, Fla. (Gaither HS)
10	Kelley Joiner Jr.	RB	5-9	175	Fr./Fr.	Groveland, Fla. (South Lake HS)
56	Tyrik Jones	DE	6-2	258	Jr./Jr.	Plantation, Fla. (Plantation HS/Ariz. Western CC)
90	Kevin Kegler	DT	6-2	294	Jr./Jr.	Madison, Fla. (Madison County HS)
51	Stacy Kirby Jr.	DL	6-3	260	So./RFr.	Orlando, Fla. (Jones HS)
58	Trey Laing	LB	6-2	214	So./RFr.	Tallahassee, Fla. (Godby HS)
22	Mekhi LaPointe	DB	6-2	200	Jr./So.	Seffner, Fla. (Armwood HS)
6	Kirk Livingstone	DE	6-4	275	Gr./Sr.	Fort Lauderdale, Fla. (Stranahan HS)
87	Frederick Lloyd Jr.	TE	6-5	235	Jr./So.	Tifton, Ga. (Tift County HS)
55	Patrick Macon	LB	6-3	245	Gr./Sr.	Memphis, Tenn. (Millington Central HS/Oklahoma State)
75	Jean Marcellus	OL	6-4	307	Jr./So.	Tampa, Fla. (Jefferson HS)
85	Jacob Mathis	TE	6-4	237	Sr./Jr.	Tampa, Fla. (Berkley Prep/Ole Miss)

2019 USF FOOTBALL ALPHABETICAL ROSTER

12	Jordan McCloud	QB	6-0	190	So./RFR.	Tampa, Fla. (Plant HS)
13	Eddie McDoom	WR	6-0	188	Sr./Jr.	Winter Garden, Fla. (West Orange HS/Michigan)
62	Matthew McDuffie	OL	6-5	326	Fr./Fr.	Glen Saint Mary, Fla. (Baker County HS)
19	Bryce Miller	WR	5-10	187	Jr./So.	St. Petersburg, Fla. (East Lake HS/Southeastern Univ.)
59	Andrew Mims	LB	6-1	226	Jr./So.	St. Johns, Fla. (Bartram Trail HS)
95	Thomas Nance	DE	6-3	252	Fr./Fr.	Eagle Lake, Fla. (Lake Region HS)
66	Matt Nelson	OL	6-2	289	Sr./Jr.	Ocala, Fla. (Trinity Catholic HS)
16	Brock Nichols	DB	6-0	197	Jr./Jr.	Naples, Fla. (Barron Collier HS/Delaware State)
77	Marcus Norman	OL	6-6	315	Gr./Sr.	Sebastian, Fla. (Sebastian River HS)
29	Brian Norris Jr.	LB	6-2	227	So./RFR.	Chiefland, Fla. (Chiefland HS)
27	Leonard Parker	S	5-11	209	Fr./Fr.	Tampa, Fla. (Plant HS)
15	Jernard Phillips	WR	5-10	167	Jr./Jr.	Miami, Fla. (Miami Central HS)
96	Kelvin Pinkney	DT	6-3	305	Jr./Jr.	Sarasota, Fla. (Booker HS)
81	Kevin Purlett	WR	6-2	241	Sr./Sr.	Miramar, Fla. (Miramar HS/Florida Tech)
4	Greg Reaves	DE	6-2	242	Gr./Sr.	Bradenton, Fla. (Manatee HS/Air Force Prep Acad.)
67	Hal Roberson	OL	6-1	328	Sr./Sr.	Tampa, Fla. (Riverview HS)
24	Nick Roberts	DB	5-11	190	Jr./So.	Jacksonville, Fla. (Oakleaf HS)
12	Zion Roland	DB	5-11	185	So./So.	St. Petersburg, Fla. (Admiral Farragut HS)
17	Kirk Rygol	QB	6-0	195	Jr./So.	Fort Mill, S.C. (Nation Ford HS/ASA College)
9	KJ Sails	DB	5-11	175	Sr./Jr.	Tampa, Fla. (East Bay HS/North Carolina)
70	Sebastian Sainterling	OL	6-2	370	So./RFR.	Hollywood, Fla. (Chaminade-Madonna HS)
20	Bentlee Sanders	DB	5-9	175	Jr./So.	Tampa, Fla. (Tampa Catholic HS)
28	Trevon Sands	RB	5-11	221	Sr./Sr.	Miami, Fla. (Southwest Miami HS)
54	Nico Sawtelle	LB	6-2	227	Gr./Sr.	Jensen Beach, Fla. (Jensen Beach HS)
36	Tyler Schlegel	P	6-4	185	Jr./So.	Jacksonville, Fla. (Episcopal HS/Eckerd College)
39	Trent Schneider	P	6-0	200	Sr./Jr.	Sydney, Australia (Carlingford HS/Santa Barbara City Coll.)
25	Kenny Scribner	K	5-11	210	Fr./Fr.	Punta Gorda, Fla. (Charlotte HS)
33	Odunayo Seriki Jr.	RB	5-10	185	Sr./Jr.	Apopka, Fla. (Apopka HS)
39	Trent Shaw	LB	6-2	210	Gr./Sr.	Lutz, Fla. (Steinbrenner HS)
32	Spencer Shrader	K	6-2	175	Fr./Fr.	Lithia, Fla. (Newsome HS)
42	Darius Slade	DE	6-5	257	Gr./Sr.	Montclair, N.J. (Montclair HS/Ohio St./Arizona St.)
21	Dave Small	RB	5-9	210	Jr./So.	Lauderhill, Fla. (Cardinal Gibbons HS)
68	Antonio Spanolios	OL	6-7	380	Sr./Jr.	Tarpon Springs, Fla. (Tarpon Springs HS/St. Petersburg CC)
5	Randall St. Felix	WR	6-2	211	Jr./So.	Miami, Fla. (Dr. Michael M. Krop HS)
71	Jeremiah Stafford	OL	6-4	312	Jr./So.	Citra, Fla. (North Marion HS)
35	Jabreel Stephens	DE	6-5	250	Jr./So.	Seffner, Fla. (Armwood HS)
8	Devin Studstill	DB	6-0	200	Gr./Sr.	Riviera Beach, Fla (Palm Beach Gardens HS/Notre Dame)
46	Ryan Thaxton	DL	6-4	245	Jr./So.	Alexandria, Va. (St. Stephen's & St. Agnes HS/Fort Scott CC/Tennessee)
53	Dakota Trice	LB	5-11	213	Jr./Jr.	Brandon, Fla. (Brandon HS/Jacksonville Univ.)
17	Kyle Trina	WR	5-10	200	Jr./So.	Tampa, Fla. (Plant HS)
40	Jason Vaughn	DE	6-5	233	Fr./Fr.	Auburndale, Fla. (Advance Prep Acad.)
92	John Waller	DL	6-4	315	So./RFR.	St. Petersburg, Fla. (Admiral Farragut Acad.)
72	Ethan Watson	OL	6-6	308	So./RFR.	Pensacola, Fla. (Catholic HS)
84	Xavier Weaver	WR	6-1	165	Fr./Fr.	Orlando, Fla. (Orlando Christian Prep)
24	Coby Weiss	K	5-9	180	Jr./Jr.	Gainesville, Fla. (Buchholz HS/Tennessee State)
52	Michael Wiggs	OL	6-3	311	Sr./Jr.	Lakeland, Fla. (Lake Gibson HS)
89	Mitchell Wilcox	TE	6-5	245	Sr./Sr.	Tarpon Springs, Fla. (Tarpon Springs HS)
97	Armon Williams	DT	6-3	323	So./RFR.	Snellville, Ga. (South Gwinnett HS)
43	Darius Williams	LB	6-0	252	Fr./Fr.	Miami, Fla. (Norland HS)
82	Latrell Williams	WR	5-11	177	Sr./Jr.	Lake City, Fla. (Columbia HS/Independence CC/Tennessee)
91	Rashawn Yates	DT	6-3	271	So./So.	Port St. Lucie, Fla. (Treasure Coast HS)

NUMERICAL

43	Darius Williams, LB
44	Antonio Grier Jr., LB
45	Darrien Grant, DE
46	Ryan Thaxton, DL
47	Tae'Aviion Gray, LB
48	Andrew Beardall, LS
49	Ian Deneen, LS
51	Stacy Kirby, DL
52	Michael Wiggs, OL
53	Dakota Trice, LB
54	Nico Sawtelle, LB
55	Patrick Mason, LB
56	Tyrik Jones, DE
57	Joshua Blanchard, OL
57	AJ Franco, LB
58	Trey Laing, LB
59	Andrew Mims, LB
61	Troy Fields, OL
62	Matthew McDuffie, OL
64	Demetris Harris, OL
66	Matt Nelson, OL
67	Hal Roberson, OL
68	Antonio Spanolios, OL
69	Malachi Jean, DT
70	Sebastian Sainterling, OL
71	Jeremiah Stafford, OL
72	Ethan Watson, OL
73	Donovan Jennings, OL
74	Brad Cecil, OL
75	Jean Marcellus, OL
76	Jarrett Hoppole, OL
77	Marcus Norman, OL
78	William Atterbury, OL
79	Dustyn Hall, OL
80	Terrence Horne, WR
81	Kevin Purlett, WR
82	Latrell Williams, WR
83	Logan Berryhill, WR
84	Xavier Weaver, WR
85	Jacob Mathis, TE
87	Frederick Lloyd, TE
88	Chris Carter, TE
89	Mitchell Wilcox, TE
90	Kevin Kegler, DL
91	Rashawn Yates, DL
92	John Waller, DT
93	Tyrone Barber, DL
95	Thomas Nance, DE
96	Kelvin Pinkney, DL
97	Armon Williams, DL
98	Blake Green, DT

2019 USF FOOTBALL DEPTH CHART

(GAME 4)

USF OFFENSE

POS	#	Name	Ht.	Wt.	Cl.
WR	15	Jernard Phillips	5-10	167	Jr.
	4	Stanley Clerveaux	6-3	216	Sr.
TE	89	Mitchell Wilcox (BA)	6-4	245	Sr.
	87	Fred Lloyd	6-5	235	So.
	85	Jacob Mathis	6-4	237	Jr.
RT	77	Marcus Norman	6-6	315	Sr.
	76	Jarrett Hopple	6-7	325	Jr.
RG	78	William Atterbury (BA)	6-4	305	Sr.
	67	Hal Roberson (BA)	6-1	328	Sr.
C	74	Brad Cecil	6-4	307	So.
	66	Matt Nelson	6-2	289	Jr.
LG	64	Demetris Harris	6-3	324	So.
	52	Michael Wiggs (BA)	6-3	311	Jr.
LT	73	Donovan Jennings (BA)	6-5	328	So.
	57	Joshua Blanchard	6-3	330	Fr.
QB	12	Jordan McCloud (BA)	6-0	190	RFr.
	11	Blake Barnett	6-5	225	Sr.
HB	2	Jordan Cronkrite	5-11	202	Sr.
	10	Kelley Joiner Jr	5-9	175	Fr.
	28	Trevon Sands	5-11	221	Sr.
	33	Udunayo Seriki, Jr.	5-10	185	Jr.
SLOT	20	Johnny Ford	5-5	180	So.
	13	Eddie McDoom	6-0	188	Jr.
	19	Bryce Miller (BA)	5-10	187	So.
WR	5	Randall St. Felix	6-2	211	So.
	84	Xavier Weaver	6-1	165	Fr.
	81	Kevin Purlett	6-2	241	Sr.

USF SPECIALISTS

POS	#	Name	Ht.	Wt.	Cl.
P	39	Trent Schneider	6-0	197	Jr.
	25	Kenny Scribner	5-11	210	Fr.
PK	24	Coby Weiss	5-9	180	Jr.
	32	Spencer Shrader (BA)	6-2	175	Fr.
H	39	Trent Schneider	6-0	197	Jr.
LS	49	Ian Deneen	5-10	226	So.
	48	Andrew Beardall	5-8	220	RFr.
KO	32	Spencer Shrader (BA)	6-2	175	Fr.
KR	20	Bentlee Sanders (BA)	5-9	175	So.
	14	Jah'Quez Evans	6-2	180	Fr.
	15	Jernard Phillips	5-10	167	Jr.
PR	9	KJ Sails (BA)	5-11	175	Jr.
	20	Bentlee Sanders (BA)	5-9	175	RFr.
	20	Johnny Ford	5-5	180	So.

USF DEFENSE

POS	#	Name	Ht.	Wt.	Cl.
DE	4	Greg Reaves (BA)	6-2	242	Sr.
	40	Jason Vaughn	6-5	233	Fr.
DT	90	Kevin Kegler	6-2	294	Jr.
	91	Rashawn Yates	6-3	271	So.
DT	6	Kirk Livingstone	6-4	275	Sr.
	96	Kelvin Pinkney (BA)	6-3	305	Jr.
	98	Blake Green (BA)	6-1	287	Jr.
	42	Darius Slade	6-5	257	Sr.
DE	56	Tyrik Jones	6-2	258	Jr.
	55	Patrick Macon	6-3	245	Sr.
MLB	59	Andrew Mims	6-1	226	So.
	11	Dwayne Boyles Jr.	6-3	227	So.
SLB	47	Tae'Aviion Gray	6-2	208	Fr.
	44	Antonio Grier, Jr.	6-1	222	So.
WLB	41	Demaurez Bellamy	5-10	223	Fr.
	7	Mike Hampton (BA)	6-1	190	Jr.
CB	25	Eugene Bowman	6-0	183	RFr.
	8	Devin Studstill	6-0	200	Sr.
SS	3	Vincent Davis	5-11	181	So.
	2	Nick Roberts	5-11	190	So.
FS	22	Mekhi LaPointe (BA)	6-2	200	So.
	9	KJ Sails (BA)	5-11	175	Jr.
CB	20	Bentlee Sanders (BA)	5-9	175	So.
	20	Bentlee Sanders (BA)	5-9	175	So.

(BA) = NATIVE OF SEVEN-COUNTY TAMPA BAY AREA

PRONUNCIATION CHART

41	DEMAUREZ Bellamy	Duh-MAR-ez
4	Stanley CLERVEAUX	CLAIR-voe
2	Jordan CRONKRITE	CRONK-right
18	Augie DEBIASE	DEE-BEE-aussie
18	DeVONTRES Dukes	duh-VON-treys
37	Camp GOBLER	GOH-bler
47	TAE'AVIION Gray	TAY-vee-ON
26	KEYON Helton	KEY-on
10	KELLEY Joiner	Kelly
56	TYRIK Jones	TIE-reek
22	MEKHI LaPointe	MA-Kie
6	Kirk LIVINGSTONE	living-STUN
55	Patrick MACON	MAY-con
75	JEAN Marcellus	GENE
67	Hal ROBERSON	ROE-bur-son
17	Kirk RYGOL	RYE-gull
28	TREVON Sands	TREY-von
54	NICO SAWTELLE	KNEE-coe SAW-tell
33	ODUNAYO SERIKI	OH-dah-NAY-Oh Sir-EEE-key
17	Kyle TRINA	TREE-na
24	Coby WEISS	WICE

CAREER STARTS CHART

	2019	2018	2017	2016	CAREER
Marcus Norman (OL)	3	13	12	9	37
Mitchell Wilcox (TE)	3	11	8	9	31
William Atterbury (OL)	3	13	10	4	30
Kirk Livingstone (DE)	3	12	-	13	28
Greg Reaves (DE)	3	13	12	-	28
Nico Sawtelle (LB)		6	12	-	18
Mike Hampton (CB)	3	11	1	-	15
Jordan Cronkrite (RB)	3	11	-	-	14
Demetris Harris (OL)	3	11	-	-	14
Nick Roberts (S)	3	11	-	-	14
Randall St. Felix (WR)	3	10	-	-	13
Blake Barnett (QB)	2	10	-	-	12
Kevin Kegler (DT)	2	10	-	-	12
Stanley Clerveaux (WR)		10	1	-	11
Brad Cecil (OL)	3	7	-	-	10
Donovan Jennings (OL)	3	4	-	-	7
Michael Wiggs (OL)		6	-	-	6
Dwayne Boyles (LB)	3	2	-	-	5
Kelvin Pinkney (DT)	1	5	-	-	5
Mekhi LaPointe (SS)		4	-	-	4
Bentlee Sanders (SS)	2	2	-	-	4
Vincent Davis (CB)	1	3	-	-	3
Johnny Ford (RB)	2	1	-	-	3
Patrick Macon (LB)	3	-	-	-	3
Jernard Phillips (WR)	3	-	-	-	3
KJ Sails (CB)	3	-	-	-	3
Darius Slade (DE)	3	-	-	-	3
Devin Studstill (S)	3	-	-	-	3
Hal Roberson (OL)		2	-	-	2
Trevon Sands (RB)		1	1	-	2
Rashawn Yates (DT)		2	-	-	2
Tyrone Barber (DT)		1	-	-	1
Jacob Mathis (TE)		1	-	-	1
Jordan McCloud (QB)	1	-	-	-	1
Eddie McDoom (WR)	1	-	-	-	1

2019 GAME-BY-GAME LEADERS

GAME	RUSHING	PASSING (C-A-YD-INT-TD)	CATCHES	REC YARDS	TACKLES
WISCONSIN	McCloud (3-23)	Barnett (13-30-109-2-0)	3 with (3)	Cronkrite (23)	Macon (15)
GEORGIA TECH	Barnett (8-42)	Barnett (12-20-79-0-0)	Ford (4)	Wilcox (60)	Studstill, Reaves (8)
SC STATE	Joiner (12-64)	McCloud (16-27-217-0-3)	Ford (4)	Ford (100)	Mims (6)

2019 FIELD GOALS

Field Goals	fg	pct.	01-19	20-29	30-39	40-49	50-99	lg	blk
Coby Weiss	2-3	.667	-	2-2	-	0-1	-	-	-
Spencer Shrader	1-1	1.000			1-1				

FG Sequence	USF	Opponents
Wisconsin	(43)	(30)
Georgia Tech	27	(51)
South Carolina State	20, 34	25
(miss)		

2019 USF GAME-BY-GAME STARTERS**OFFENSE**

GAME	LT	LG	C	RG	RT	TE	QB	HB	Slot	WR	WR
WISCONSIN	Atterbury	Harris	Cecil	Jennings	Norman	Wilcox	Barnett	Cronkrite	McDoom	Phillips	St. Felix
at Georgia Tech	Atterbury	Harris	Cecil	Jennings	Norman	Wilcox	Barnett	Cronkrite	Ford	Phillips	St. Felix
SC STATE	Jennings	Harris	Cecil	Atterbury	Norman	Wilcox	McCloud	Cronkrite	Ford	Phillips	St. Felix

**Started four wide receivers

***Started two tight ends

DEFENSE

GAME	DE	DT	DT	DE	MLB	WLB	CB	Nickel	SS	FS	CB
WISCONSIN	Reaves	Livingstone	Pinkney	Slade	Macon	Boyles	Hampton	Roberts	Studstill	Davis	Sails
at Georgia Tech	Reaves	Livingstone	Kegler	Slade	Macon	Boyles	Hampton	Roberts	Studstill	Sanders	Sails
SC STATE	Reaves	Livingstone	Kegler	Slade	Mims	Boyles	Hampton	Roberts	Studstill	Sanders	Sails

TURNOVERS FORCED

TEAM	INT	FUMBLE	DEF TD	TOTAL
USF	3	5	-	8
Opponents	2	3	1	5

USF CAUSED: 8 **OPP CAUSED: 5**
USF POINTS OFF TO: 49 **OPP POINTS OFF TO: 14**
USF DEFENSIVE TD's: - **OPP DEFENSIVE TD's: 1**

USF TURNOVERS FORCED

QT	Play	Ball On	Result
WISCONSIN (1)			
2nd	FUM: KJ Sails	USF 43	Punt
GEORGIA TECH (2)			
3rd	INT: KJ Sails	GT 25	TD
4th	FUM: Darius Slade	USF 45	Fumble
SOUTH CAROLINA STATE (8)			
1st	FUM: Greg Reaves	SCSU 43	Punt
2nd	FUM: Kirk Livingstone	SCSU 23	TD
2nd	FUM: Devin Studstill	USF 20	TD
3rd	INT: Nick Roberts	SCSU 32	TD
3rd	FUM: KJ Sails	SCSU 14	TD
3rd	INT: Vincent Davis	USF 44	TD
4th	FUM: Tyrik Jones	SCSU 3	TD
4th	INT: Brock Nichols	USF 04	End of Game

OPPONENT TURNOVERS FORCED

QT	Play	Ball On	Result
WISCONSIN (1)			
1st	FUM: of Barnett	Returned for TD	TD
2nd	INT: of Barnett	USF 44	Fumble
4th	INT: of Barnett	USF 32	TD
GEORGIA TECH (2)			
2nd	FUM: of Sanders	USF 44	Punt
4th	FUM: of Cronkrite	GT3	Punt
SOUTH CAROLINA STATE (0)			
None			

USF DRIVE CHART

DISPLAYED USF/OPPONENT

	Possessions	TDs	FGs Made	FGs Missed	Fumble	Int.	Safety	Punt	Turnover on Downs	End of Half	End of Game	80+ yard Drives	3 and Out
WISCONSIN	15/15	0/6	0/0	1/1	1/1	2/0	0/0	8/5	2/0	1/0	0/1	0/1	5/2
at Georgia Tech	12/12	1/2	1/0	0/1	2/1	0/1	0/0	7/6	0/0	1/0	0/1	0/0	4/3
SC STATE	17/17	7/2	2/1	0/0	0/5	0/3	0/0	7/5	0/0	0/1	1/0	2/1	4/6
TOTALS	44/44	8/10	3/1	1/2	3/7	2/4	0/0	22/16	2/0	2/1	1/2	2/2	13/11

USF SCORING DRIVES

QT	When	Score	Play	DRIVE
WISCONSIN				
NONE				
at GEORGIA TECH (1TD-1FG)				
1st	3:40		FG Weiss 27-yard field goal	9 plays, 56 yards, 3:28
4th	14:54		TD Ford 20-yard pass from McCloud	3 plays, 25 yards, 1:23
SOUTH CAROLINA STATE (7TD-2FG)				
1st	5:05		TD Ford 42-yard pass from McCloud	6 plays, 75 yards, 2:10
2nd	14:16		FG Weiss 20-yard field goal	6 plays, 32 yards, 1:14
2nd	9:22		TD Wilcox 20-yard pass from McCloud	3 plays, 23 yards, 0:32
2nd	0:32		TD McCloud 9-yard run	11 plays, 80 yards, 3:18
3rd	12:03		TD Ford 32-yard run	1 play, 32 yards, 0:07
3rd	3:01		FG Shrader 34-yard field goal	4 plays, 7 yards, 1:40
3rd	2:12		TD Wilcox 10-yard pass from McCloud	2 plays, 14 yards, 0:38
4th	14:26		TD McCloud 3-yard run	4 plays, 56 yards, 0:49
4th	6:15		TD Home 4-yard pass from Barnett	3 plays, 3 yards, 1:17

SCORING DRIVES 3:00 OR LESS: 9 (7 TD; 2 FG)
SCORING DRIVES 2:00 OR LESS: 8 (6 TD; 2 FG)
SCORING DRIVES 1:00 OR LESS: 4 (4 TD; 0 FG)

LONG DRIVES:

Longest by PLAYS:

11 plays (80 yards, 3:18, TD vs. South Carolina State)

Longest by YARDS:

80 yards (11 plays; 3:18, TD, vs. South Carolina State)

Longest by TIME:

3:28 (9 plays, 56 yards, FG at Georgia Tech)

DEFENSE/SPECIAL TEAMS TOUCHDOWNS: --
DEFENSIVE SCORING PLAYS

--

2019 GAME-BY-GAME TEAM STATISTICS

GAME	FINAL SCORE	QUARTERS				1st DOWNS		RUSHING		PASSING			TOT OFF	PUNTS		PENALTY			3RD	4TH	RED	SACKS		FIELD GOALS		POSSESSION TIME				
		1	2	3	4	OT	R-P-PE	TOT	NO-YDS	TD	C-A-I	YDS	TD	YDS	NO.-AVG	F-FL	NO-YDS	DNS	DNS	ZONE	NO-YDS	GOALS	1	2	3	4	TOT			
USF	0	0	0	0	0	3-5-1	9	23-26-0	16-33-2	131	0	157	8-44.2	4-1	9-45	3-14	0-2	0-1	3-20	0-1	5:34	6:08	6:27	6:51	25:00					
vs. WISCONSIN	49	7	21	14	7	13-9-0	22	43-234-4	19-26-0	199	2	433	5-40.8	1-1	4-40	6-13	1-1	2-3	4-30	0-3	9:26	8:52	8:33	8:09	35:00					
USF	10	3	0	0	7	6-4-1	11	30-92-0	16-25-0	169	1	261	7-51.6	4-2	9-95	4-15	2-2	2-3	2-17	1-3	7:25	5:57	9:33	4:30	27:25					
at Georgia Tech	14	0	14	0	0	13-2-6	21	49-181-2	14-21-1	76	0	257	6-41.3	2-1	2-20	5-14	0-0	2-2	4-22	0-1	7:35	9:03	5:27	10:30	32:35					
USF	55	7	17	17	14	9-9-0	18	40-218-3	18-33-0	241	4	459	7-37.7	0-0	6-51	7-16	0-0	7-8	3-19	2-2	7:20	4:54	5:50	7:13	25:17					
vs. SC STATE	16	3	0	6	7	6-13-2	21	45-95-1	18-42-3	283	1	283	5-173	5-5	1-5	11-23	1-1	2-4	2-14	1-1	7:40	10:06	9:10	7:47	34:43					

USF EXPLOSIVE PLAYS (20+ YARDS)

RUSHING	20-29	30-39	40-49	50-59	60-69	70-79	80-89	90-99	TOTAL
Blake Barnett			1						1
Jordan McCloud		1							1
Mike Ford		1							1
Kelley Joiner, Jr.				1					1
TOTALS		2	1	1					4
RECEIVING	20-29	30-39	40-49	50-59	60-69	70-79	80-89	90-99	TOTAL
Johnny Ford	1		1	1					3
Mitchell Wilcox	1			1					2
Randall St. Felix	1								1
Eddie McDoom		1							1
Jacob Mathis	1								1
TOTALS	4	1	1	2					8
PASSING	20-29	30-39	40-49	50-59	60-69	70-79	80-89	90-99	TOTAL
Jordan McCloud	2	1	1	2					6
Blake Barnett	2								2
TOTALS	4	1	1	2					8

COMBINED EXPLOSIVE PLAYS

Jordan McCloud - 7 (6 Passing, 1 Rushing)

Johnny Ford - 3 (1 Rushing, 3 Receiving)

Blake Barnett - 3 (2 Passing, 1 Rushing)

USF EXPLOSIVE PLAYS (20+ YARDS)

EXPLOSIVE PLAY BREAKDOWN

USF TOTAL (Run & Pass): 12 (4 RUN, 8 PASS)

OPPONENT TOTAL: 11 (5 RUN, 6 PASS)

USF GAME HIGH: 8 vs. South Carolina State

OPPONENT GAME HIGH: 5 vs Wisconsin

USF

Long Pass: 54, McCloud to Wilcox at Georgia Tech

Long Run: 51, Joiner vs. South Carolina State

Long Punt Return: 34, Sails vs. South Carolina State

Long Kickoff Return: 35, Evans vs. South Carolina State

Long INT Return: 62, Roberts vs. South Carolina State

OPPONENT

Long Pass: 38 (TD), Jonathan Taylor, Wisconsin

Long Run: 38 (TD), Jonathan Taylor, Wisconsin

Long Def: 16 (TD), FR, Henningsen, Wisconsin

WISCONSIN (0)

--

GEORGIA TECH (4)

1Q 22PASS...Barnett to Randall at G. Tech

3Q 48RUNBarnett..... at G. Tech

4Q 20 (TD)...PASS...McCloud to Ford at G. Tech

4Q 54PASS...McCloud to Wilcox at G. Tech

SOUTH CAROLINA STATE (8)

1Q 42 (TD)...PASS...McClud to Ford.....vs. SC State

2Q 31RUNMcCloudvs. SC State

2Q 20 (TD)...PASS...McCloud to Wilcoxvs. SC State

2Q 35PASS...McCloud to McDoom ...vs. SC State

3Q 32 (TD)...RUNFord.....vs. SC State

3Q 34PRSails.....vs. SC State

4Q 52PASS...McCloud to Fordvs. SC State

4Q 20PASS...Barnett to Mathis.....vs. SC State

EXPLOSIVE PLAYS BY LENGTH

QT LENGTH.TYPE... PLAYER..... OPP

4Q 54PASS...McCloud to Wilcox at G. Tech

4Q 52PASS...McCloud to Fordvs. SC State

4Q 51RUNJoiner.....vs. SC State

▲ 50 + YARD PLAYS ▲

3Q 48RUNBarnett..... at G. Tech

1Q 42 (TD)...PASS...McCloud to Fordvs. SC State

2Q 35PASS...McCloud to McDoom ...vs. SC State

3Q 32 (TD)...RUNFord.....vs. SC State

1Q 31RUNMcCloudvs. SC State

1Q 22PASS...Barnett to Randall at G. Tech

4Q 20PASS...Barnett to Mathis.....vs. SC State

2Q 20 (TD)...PASS...McCloud to Wilcoxvs. SC State

4Q 20 (TD)...PASS...McCloud to Ford at G. Tech

GAME HIGH 20+ PLAYS: 8 SC State

SEASON TOTAL 20+ PLAYS: 12 at (Offensive)

▼ LONG PLAYS FOR TOUCHDOWNS

4Q 20 (TD)...PASS...McCloud to Ford at G. Tech

1Q 42 (TD)...PASS...McCloud to Fordvs. SC State

3Q 32 (TD)...RUNFord.....vs. SC State

2Q 20 (TD)...PASS...McCloud to Wilcoxvs. SC State

TOTAL 20+ FOR TD: 2

GAME HIGH 20+ FOR TD: 3 vs. SC State

▼ 30+ YARD SPECIAL TEAMS PLAYS

3Q 32PRSails.....vs. SC State

2018 GAME-BY-GAME STATISTICS

GAME-BY-GAME PASSING

#11 BLAKE BARNETT

	COMP	ATT	INT	PCT	YDS	TD	LG	SACK	EFF	TOT:YDS	TD
WISCONSIN	13	30	2	.433	109	0	13	3	60.52	106	0
at Georgia Tech	12	20	0	.600	79	0	22	3	93.18	121	0
SC STATE	2	6	0	.333	24	1	22	0	121.93	24	1

#12 JORDAN MCCLLOUD

	COMP	ATT	INT	PCT	YDS	TD	LG	SACK	EFF
WISCONSIN	3	3	0	100.0	22	0	15	1	161.6
at Georgia Tech	4	5	0	.800	90	1	54	1	297.20
SC STATE	16	27	0	.593	217	3	52	2	163.44

2019 GAME-BY-GAME RUSHING (CARRIES-YARDS-TD)

PLAYER	WIS	@GT	SC STATE	SMU	@UConn	BYU	@Navy	@ECU	TEMPLE	CINC	MEM	@UCF
Jordan McCloud, QB	3-23-0	4-12-0	12-56-2									
Jordan Cronkrite, RB	6-9-0	12-16-0	7-21-0									
Trevon Sands, RB	5-2-0											
Spencer Shrader, K/P	1-1-0											
Kelley Joiner, WR	1-0-0		12-64-0									
Johnny Ford, RB/WR		3-7-0	3-37-1									
Blake Barnett, QB	7-(-3)-0	8-42-0										
Jah'Quez Evans, QB		3-15-0	2-8-0									
Dave Small, RB			1-21-0									
Kirk Rygol, QB			2-13-0									

2019 GAME-BY-GAME RECEIVING (CATCHES-YARDS-TD)

PLAYER	WIS	@GT	SC STATE	SMU	@UConn	BYU	@Navy	@ECU	TEMPLE	CINC	MEM	@UCF
Johnny Ford, RB/WR		4-23-1	4-100-1									
Mitchell Wilcox, TE	1-11-0	3-60-0	2-30-2									
Jordan Cronkrite, RB	3-23-0											
Randall St. Felix, WR	3-21-0	3-38-0										
Eddie McDoom, WR		3-8-0	1-35-0									
Bryce Miller, WR	3-16-0	1-19-0										
Kevin Purlett, WR	1-15-0		2-7-0									
DeVontres Dukes, WR	1-13-0											
Trevon Sands, RB	1-13-0											
Jernard Phillips, WR	1-12-0	1-7-0	1-1-0									
Xavier Weaver, WR	1-6-0		2-18-0									
Sean Atkins, WR	1-1-0											
Terrence Horne, Jr., WR		1-14-0	2-9-1									
Kelley Joiner, HB			3-21-0									

2019 GAME-BY-GAME SACKS

PLAYER	S-AS	TOTAL	WIS	@GT	SC ST	SMU	@UConn	BYU	@Navy	@ECU	TEMPLE	CINC	MEM	@UCF
Kirk Livingston	1-0	1.0	1.0-7											
Greg Reaves	1-0	1.0	1.0-6											
Patrick Macon	1-0	1.0	1.0-7											
Rashawn Yates	1-0	1.0		1.0-3										
Tyrik Jones	1-0	1.0		1.0-14										
Bentlee Sanders	1-0	1-0			1.0-6									
Demaurez Bellamy	1-0	1-0			1.0-1									
Brian Norris	1-0	1-0			1.0-12									
TEAM TOTAL	8-0	8.0	3.0-20	2.0-17	3.0-19									

GAME-BY-GAME TACKLES

PLAYER	UA-A	TOTAL	WIS	@GT	SC ST	SMU	@UCONN	BYU	@Navy	@ECU	TEM	CINC	MEM	@UCF	--
Patrick Macon	14-7	21	15	5	1										
Greg Reaves	9-7	16	4	8	4										
Devin Studstill	11-5	16	5	8	3										
Nick Roberts	12-3	15	5	5	5										
Dwayne Boyles	11-3	14	3	7	4										
Bentlee Sanders	10-2	12	4	4	4										
Andrew Mims	7-2	9	1	2	6										
KJ Sails	8-1	9	2	5	2										
Darius Slade	6-3	9	3	2	4										
Kirk Livingstone	4-5	9	3	5	1										
Brian Norris	2-5	7	3	1	3										
Blake Green	4-3	7	DNP	3	4										
Vincent Davis	4-2	6	4	1	1										
Demaruez Bellamy	4-2	6	2	1	3										
Mekhi LaPointe	4-2	6	5	-	1										
Antonio Grier	3-3	6	2	2	2										
Rashawn Yates	4-2	6	1	3	2										
Kevin Kegler	5-1	6	1	4	1										
Mike Hampton	6-0	6	4	1	1										
Brock Nichols	4-1	5	1	3	1										
Troy Laing	2-3	5	-	-	5										
Tyrik Jones	3-1	4	1	3	-										
Ryan Thaxton	0-3	2	2	DNP	1										
Armon Williams	1-1	2	DNP	DNP	2										
McArthur Burnett	2-0	2	2	-	-										
Darrien Grant	0-2	2	DNP	DNP	2										
Jason Vaughn	1-1	2	1	DNP	1										
Trevon Sands	1-1	2	2	DNP	DNP										
Ian Deneen	0-1	1	1	-	-										
Trent Schneider	1-0	1	-	-	1										
Bryce Miller	0-1	1	1	-	DNP										
Mitchell Wilcox	1-0	1	-	1	-										
Zion Roland	1-0	1	-	-	1										
Eugene Bowman	1-0	1	-	1	-										
Kelley Joiner	1-0	1	-	DNP	1										
Jabreel Stephens	0-1	1	DNP	DNP	1										
Andrew Beardall	1-0	1	DNP	DNP	1										
Tyrone Barber	0-1	1	DNP	DNP	1										

GAME-BY-GAME TFL

PLAYER	UA-A	TOTAL	WIS	@GT	SC ST	SMU	@UCONN	BYU	@Navy	@ECU	TEM	CINC	MEM	@UCF	--
Patrick Macon	5-0	5.0	4.0-11	1.0-2	-										
Kevin Kegler	3.1	3.5	1.0-3	2.5-3	-										
Kirk Livingstone	2-3	3.5	2.0-9	1.5-3	-										
Greg Reaves	2-1	2.5	2.0-9	0.5-1	-										
Rashawn Yates	2-0	2.0	-	2.0-7	-										
Devin Studstill	2-1	2.5	0.5-1	1.0-2	1.0-2										
Dwayne Boyles	2-1	2.5	-	1.5-3	1.0-2										
KJ Sails	1-0	1.0	1.0-1	-	-										
Antonio Grier	0-2	1.0	0.5-0	0.5-1	-										
Tyrik Jones	1.0	1.0	-	1.0-14	-										
Andrew Mims	2-0	2.0	-	1.0-1	1.0-1										
Darius Slade	2-1	2.5	-	0.5-0	2.0-8										
Nick Roberts	1-0	1.0	-	-	1.0-4										
Bentlee Sanders	1-0	1.0	=	=	1.0-6										
Demaruez Bellamy	1-0	1.0	-	-	1.0-1										
Brian Norris	1-0	1.0	-	-	1.0-12										
TEAM		11.0-34	13.0-37	9.0-36											

NCAA/CONFERENCE RANKINGS - TEAM

Statistic	National Conference		Value National Leader		Value	Conference Leader		Value
	Rank	Rank						
3rd Down Conversion Pct (130 ranked)	117	12	0.311	Baylor	0.618	Navy	0.538	
3rd Down Conversion Pct Defense (130 ranked)	102	11	0.440	Wisconsin	0.105	Navy	0.200	
4th Down Conversion Pct (122 ranked)	66	8	0.500	14 teams tied	1.000	East Carolina	1.000	
4th Down Conversion Pct Defense (125 ranked)	125	11	1.000	9 teams tied	0.000	Cincinnati	0.000	
Blocked Kicks (13 ranked)				Penn St. Ohio St. Northern Ill.		3 Memphis 3 UCF 3 Houston	2 2 2	
Blocked Kicks Allowed (130 ranked)	97	8	1	96 teams tied	0	7 teams tied	0	
Blocked Punts (5 ranked)				Penn St.	3	Houston Memphis	2 2	
Blocked Punts Allowed (113 ranked)	113	10	1	112 teams tied	0	9 teams tied	0	
Completion Percentage (130 ranked)	111	10	0.549	Oklahoma	0.779	Memphis	0.741	
Defensive TDs (2 ranked)				Missouri	4			
Fewest Penalties (130 ranked)	65	6	24	Rice	7	Navy	8	
Fewest Penalties Per Game (130 ranked)	110	8	8.00	Rice	1.75	Navy	4.00	
Fewest Penalty Yards (130 ranked)	54	4	191	Rice	42	Navy	79	
Fewest Penalty Yards Per Game (130 ranked)	94	7	63.67	Rice	10.50	Navy	39.50	
First Downs Defense (130 ranked)	43	6	64	Navy	24	Navy	24	
First Downs Offense (130 ranked)	129	12	38	Ohio St.	115	UCF	109	
Fumbles Lost (130 ranked)	69	9	3	7 teams tied	0	UCF	1	
Fumbles Recovered (96 ranked)	1	1	7	4 teams tied	7	South Fla.	7	
Kickoff Return Defense (130 ranked)	11	1	14.17	Penn St. Tennessee	0.00 0.00	South Fla.	14.17	
Kickoff Returns (128 ranked)	95	9	18.25	New Mexico St.	49.00	Tulane	27.29	
Net Punting (130 ranked)	85	7	36.91	Kentucky	47.93	Navy	44.00	
Passes Had Intercepted (130 ranked)	32	3	2	14 teams tied	0	Navy	0	
Passes Intercepted (111 ranked)	29	2	4	Arizona	8	Tulane	5	
Passing Offense (130 ranked)	110	9	180.3	Washington St.	499.5	Temple	347.3	
Passing Yards Allowed (130 ranked)	29	6	186.7	Memphis	110.0	Memphis	110.0	
Passing Yards per Completion (130 ranked)	109	10	10.82	Army West Point	24.25	Navy	21.33	
Punt Return Defense (130 ranked)	86	7	8.92	FIU Appalachian St.	-2.25 -2.25	Navy	-0.50	
Punt Returns (130 ranked)	43	5	10.67	UCLA	37.33	UCF	14.83	
Red Zone Defense (119 ranked)	16	2	0.667	Wisconsin	0.400	Temple	0.615	
Red Zone Offense (130 ranked)	105	10	0.750	12 teams tied	1.000	Tulane UConn	1.000 1.000	
Rushing Defense (130 ranked)	83	10	170.0	Wisconsin	27.0	Navy	74.0	
Rushing Offense (130 ranked)	111	10	112.0	Navy	371.5	Navy	371.5	
Sacks Allowed (130 ranked)	114	10	3.33	New Mexico	0.00	SMU	1.00	
Scoring Defense (130 ranked)	73	9	26.3	Wisconsin	4.7	Navy	8.5	
Scoring Offense (129 ranked)	107	8	21.7	LSU	57.8	UCF	47.3	
Tackles for Loss Allowed (129 ranked)	113	9	8.00	Duke	2.33	Temple	3.33	
Team Passing Efficiency (130 ranked)	106	9	118.62	Oklahoma	244.66	Navy	235.91	
Team Passing Efficiency Defense (130 ranked)	29	7	112.29	Wisconsin	75.73	Temple	83.86	
Team Sacks (130 ranked)	42	2	2.67	Virginia Florida	5.00 5.00	SMU	3.75	
Team Tackles for Loss (130 ranked)	2	1	11.0	Illinois	11.5	South Fla.	11.0	
Time of Possession (130 ranked)	123	12	25:54	Wisconsin	38:31	Navy	37:08	
Total Defense (130 ranked)	55	9	356.7	Wisconsin	171.3	Memphis	226.3	
Total Offense (130 ranked)	124	11	292.3	Oklahoma	676.7	UCF	559.0	
Turnover Margin (130 ranked)	2	1	2.00	Boston College	2.25	South Fla.	2.00	
Turnovers Gained (130 ranked)	1	1	11	4 teams tied	11	South Fla.	11	
Turnovers Lost (130 ranked)	52	6	5	4 teams tied	1	Navy	2	
Winning Percentage (126 ranked)	96	10	0.333	23 teams tied	1.000	Navy SMU Memphis	1.000 1.000 1.000	

NCAA/CONFERENCE RANKINGS - INDIVIDUAL

Statistic	Player	National Rank	Conference Rank	Value	National Leader	Value	Conference Leader	Value
All Purpose (199 ranked)					Marvin Kinsey, Jr., Colorado St.	180.25	Isaiah Wright, Temple	144.00
Blocked Kicks (1 ranked)					Keith Corbin, Houston Jalen McKie, Northern Ill. Jonathan Sutherland, Penn St.	2 2 2	Keith Corbin, Houston	2
Combined Kick Returns (199 ranked)	Bentlee Sanders KJ Sails	124 151	10 13	69 56	Isaiah Rodgers, Massachusetts	504	CJ Sanders, SMU	289
Completion Percentage (124 ranked)	Blake Barnett	123	10	0.482	Joe Burrow, LSU	0.806	Brady White, Memphis	0.722
Completions Per Game (100 ranked)					Anthony Gordon, Washington St.	34.25	Anthony Russo, Temple	25.67
Field Goal Percentage (107 ranked)	Cody Weiss	68	7	0.667	25 players tied	1.000	Merek Glover, Tulane Riley Patterson, Memphis	1.000 1.000
Field Goals Per Game (123 ranked)	Cody Weiss Spencer Shrader	87 112	8 10	0.67 0.33	Keith Duncan, Iowa Jonathan Song, TCU	2.67 2.67	Jake Verity, East Carolina	2.25
Forced Fumbles (36 ranked)	Patrick Macon Andrew Mims Brian Norris Greg Reaves Nick Roberts Bentlee Sanders	36 36 36 36 36 36	2 2 2 2 2 2	0.33 0.33 0.33 0.33 0.33 0.33	Justin Rice, Fresno St. Demetrius Taylor, Appalachian St.	1.00 1.00	Nizaire Cromartie, Navy	0.50
Fumbles Recovered (20 ranked)	KJ Sails Tyrik Jones Kirk Livingstone Greg Reaves Darius Slade Devin Studstill	4 20 20 20 20 20	1 3 3 3 3 3	2 1 1 1 1 1	Nu'umotu Falo, Colorado Jake Hansen, Illinois Rashad Smith, Fla. Atlantic	3 3 3	Austin Hall, Memphis KJ Sails, South Fla.	2 2
Interceptions Per Game (139 ranked)	Vincent Davis Brock Nichols Nick Roberts KJ Sails	52 52 52 52	3 3 3 3	0.3 0.3 0.3 0.3	Bobby Brown, II, San Jose St. Jace Whittaker, Arizona	1.0 1.0	Kevin Brennan, Navy Larry Brooks, Tulane	0.5 0.5
Kickoff Return TDs (2 ranked)					Jaylond Adams, Southern Miss.	2	CJ Sanders, SMU	1
Kickoff Returns (68 ranked)					Malik Knowles, Kansas St. Joe Reed, Virginia	37.8 37.8	Amare Jones, Tulane	33.4
Passes Defended (45 ranked)	KJ Sails	23	4	1.3	Kaleb Ford-Dement, Old Dominion Greg Newsome II, Northwestern	2.3 2.3	Aaron Robinson, UCF Nevelle Clarke, UCF Brandon Stephens, SMU	1.5 1.5 1.5
Passing Efficiency (124 ranked)	Blake Barnett	124	10	78.8	Jalen Hurts, Oklahoma	250.2	Dillon Gabriel, UCF	177.0
Passing TDs (91 ranked)	Jordan McCloud	91	8	4	Anthony Gordon, Washington St.	21	Dillon Gabriel, UCF	11
Passing Yards (130 ranked)	Jordan McCloud	130	11	329	Anthony Gordon, Washington St.	1,894	Shane Buechele, SMU	1,159
Passing Yards Per Game (130 ranked)	Jordan McCloud Blake Barnett	121 130	11 12	109.7 70.7	Anthony Gordon, Washington St.	473.5	Anthony Russo, Temple	314.7
Passing Yards per Completion (124 ranked)	Blake Barnett	123	10	7.85	Jalen Hurts, Oklahoma	17.96	Dillon Gabriel, UCF	16.78
Points Responsible For (196 ranked)	Jordan McCloud	92	9	36	Anthony Gordon, Washington St.	126	Dillon Gabriel, UCF D'Eriq King, Houston	72 72
Points Responsible For Per Game (191 ranked)	Jordan McCloud	64	8	12.0	Anthony Gordon, Washington St.	31.5	Malcolm Perry, Navy	21.0
Punt Return TDs (1 ranked)					21 players tied	1	Keith Brown, Memphis Otis Anderson, UCF	1 1
Punt Returns (74 ranked)					Jevon Holland, Oregon	24.5	Otis Anderson, UCF	17.3
Punting (83 ranked)	Trent Schneider	8	1	47.2	Michael Turk, Arizona St.	50.4	Trent Schneider, South Fla.	47.2
Receiving TDs (82 ranked)	Johnny Ford Mitchell Wilcox	82 82	5 5	2 2	Easop Winston, Jr., Washington St.	8	Gabriel Davis, UCF	5
Receiving Yards (198 ranked)					Antonio Gandy-Golden, Liberty	544	Reggie Roberson, Jr., SMU	464
Receiving Yards Per Game (200 ranked)					Antonio Gandy-Golden, Liberty	136.0	Reggie Roberson, Jr., SMU	116.0
Receptions Per Game (199 ranked)					Devin Duvernay, Texas	9.8	Jadan Blue, Temple	7.7
Rush Yards Per Carry (175 ranked)					Trey Ragas, Louisiana	10.43	Re'Mahn Davis, Temple	6.81
Rushing TDs (55 ranked)					Chuba Hubbard, Oklahoma St.	9	Xavier Jones, SMU	8
Rushing Yards (200 ranked)					Chuba Hubbard, Oklahoma St.	642	Xavier Jones, SMU	370
Rushing Yards Per Game (199 ranked)					Chuba Hubbard, Oklahoma St.	160.5	Kenny Gainwell, Memphis	102.3
Sacks (115 ranked)					Oluwole Betiku Jr., Illinois Chase Young, Ohio St.	1.75 1.75	Patrick Nelson, SMU	1.38
Scoring (146 ranked)					Jonathan Taylor, Wisconsin	20.0	Malcolm Perry, Navy	15.0
Solo Tackles (56 ranked)					Evan Weaver, California	10.0	Grant Stuard, Houston	6.3
Tackles For Loss (65 ranked)	Patrick Macon	16	2	1.7	Garret Wallow, TCU	3.0	Delontae Scott, SMU	1.9
Total Interceptions (51 ranked)	Vincent Davis Brock Nichols Nick Roberts KJ Sails	51 51 51 51	2 2 2 2	1 1 1 1	6 players tied	3	Larry Brooks, Tulane	2
Total Offense (200 ranked)	Jordan McCloud Blake Barnett	123 173	11 14	138.0 83.7	Anthony Gordon, Washington St.	483.5	Anthony Russo, Temple	307.0
Total Points Scored (112 ranked)					Jonathan Taylor, Wisconsin	60	Xavier Jones, SMU	54
Total Tackles (478 ranked)	Patrick Macon Devin Studstill Greg Reaves Nick Roberts	143 362 362 425	6 27 27 38	7.0 5.3 5.3 5.0	Evan Weaver, California	15.8	Cooper Edmiston, Tulsa	8.5
Total Touchdowns (105 ranked)	Johnny Ford	105	11	3	Jonathan Taylor, Wisconsin	10	Xavier Jones, SMU	9
Yards per Pass Attempt (124 ranked)	Blake Barnett	124	10	3.79	Jalen Hurts, Oklahoma	14.43	Dillon Gabriel, UCF	10.16
Yards per Reception (199 ranked)	Mitchell Wilcox	88	9	16.83	Kendall Parham, UAB	28.00	Alec Pierce, Cincinnati	21.13

WIDE RECEIVERS/TIGHT ENDS

#5 WR RANDALL ST. FELIX

Receptions..... 7, vs. Elon (9/1/18)
 Receiving Yards..... 165, vs. Marshall (12/20/18)
 Long..... 75, vs. UConn (10/20/18)
 Receiving TD..... 2, vs. Marshall (12/20/18)

#4 WR STANLEY CLERVEAUX

Receptions..... 5, (2X), last vs. Tulane (11/3/18)
 Receiving Yards..... 51, vs. Marshall (12/20/18)
 Long Reception..... 25, vs. Marshall (12/20/18)
 Receiving TDs..... 0

#10 WR KELLEY JOINER

Rushes..... 12, vs. SC State (9/14/19)
 Rushing Yards..... 64, vs. SC State (9/14/19)
 Long Rush..... 51, vs. SC State (9/14/19)
 Rushings TDs..... 0
 Receptions..... 3, vs. SC State (9/14/19)
 Receiving Yards..... 21, vs. SC State (9/14/19)
 Receiving TDs..... 0
 Long Reception..... 15, vs. SC State (9/14/19)

#13 WR EDDIE MCDOOM

Receptions..... 3, 2X last at Georgia Tech (9/7/19)
 Receiving Yards..... 35, vs. SC State (9/14/19)
 Long Reception..... 35, vs. SC State (9/14/19)
 Receiving TDs..... 0
 Rushing Yards..... 53, at Michigan State (10/29/16)
 Long Run..... 33, at Michigan State (10/29/16)

#15 WR JERNARD PHILLIPS

Receptions..... 5, vs. Tulane (11/3/18)
 Receiving Yards..... 62, vs. Tulane (11/3/18)
 Long Reception..... 15, (2X), last vs. Tulane (11/3/18)
 Receiving TDs..... 0
 Long Kickoff Return..... 69, vs. UConn (10/20/18)
 Kickoff Return Yards..... 90, vs. UConn (10/20/18)
 Kickoff Return Average..... 45.0, vs. UConn (10/20/18)

#18 WR DEVONTRES DUKES

Receptions..... 2, Illinois (9/15/17)
 Receiving Yards..... 24, Illinois (9/15/17)
 Long..... 13, vs. Wisconsin (8/30/19)
 Receiving TD..... 0

#19 WR BRYCE MILLER

Receptions..... 3, vs. Wisconsin (8/30/19)
 Receiving Yards..... 19, at Georgia Tech (9/7/19)
 Long..... 19, at Georgia Tech (9/7/19)
 Receiving TD..... 0

#20 WR JOHNNY FORD

Rushes..... 16, at Houston (10/27/18)
 Rushing Yards..... 164, vs. UConn (10/20/18)
 Long Rush..... 78, vs. UConn (10/20/18)
 Rushings TDs..... 3, vs. UConn (10/20/18)
 Receptions..... 4, 2X, last vs. SC State (9/14/19)
 Receiving Yards..... 100, vs. SC State (9/14/19)
 Receiving TDs..... 1, 3X, last vs. SC State (9/14/19)
 Long Reception..... 52, vs. SC State (9/14/19)
 Long Kickoff Return..... 32, vs. UConn (10/20/18)
 Kickoff Return Yards..... 50, vs. UConn (10/20/18)
 Kickoff Return Average..... 16.0, vs. UConn (10/20/18)

#38 WR SEAN ATKINS

Receptions..... 1, vs. Wisconsin (8/30/19)
 Receiving Yards..... 1, vs. Wisconsin (8/30/19)
 Long..... 1, vs. Wisconsin (8/30/19)
 Receiving TD..... 0

#80 WR TERRENCE HORNE

Receptions..... 2, 2X, last vs. SC State (9/14/19)
 Receiving Yards..... 14, at Georgia Tech (9/7/19)
 Long..... 14, at Georgia Tech (9/7/19)
 Receiving TD..... 1, 2X, last vs. SC State (9/14/19)
 Long Kickoff Return..... 98, vs. Georgia Tech (9/8/18)
 Kickoff Return Yards..... 264, vs. Georgia Tech (9/8/18)
 Kickoff Return Average..... 52.8, vs. Georgia Tech (9/8/18)
 Kickoff Return Touchdown..... 2, vs. Georgia Tech (9/8/18)

#81 WR KEVIN PURLETT

Receptions..... 2, vs. SC State (9/14/19)
 Receiving Yards..... 15, vs. Wisconsin (8/30/19)
 Long..... 15, vs. Wisconsin (8/30/19)
 Receiving TD..... 0

#84 WR XAVIER WEAVER

Receptions..... 2, vs. SC State (9/14/19)
 Receiving Yards..... 18, vs. SC State (9/14/19)
 Long..... 13, vs. SC State (9/14/19)
 Receiving TD..... 0

#85 TE JACOB MATHIS

Receptions..... 3, at Temple (11/17/18)
 Receiving Yards..... 20, vs. SC State (9/14/19)
 Long..... 20, vs. SC State (9/14/19)
 Receiving TD..... 0

#87 TE FREDERICK LLOYD

Receptions..... 0
 Receiving Yards..... 0
 Long Reception..... 0
 Receiving TDs..... 0

#89 TE MITCHELL WILCOX

Receptions..... 8, at Illinois (9/15/18)
 Receiving Yards..... 109, at Illinois (9/15/18)
 Receiving TDs..... 2, vs. SC State (9/14/19)
 Long Reception..... 54, at Georgia Tech (9/7/19)

QUARTERBACKS

#11 QB BLAKE BARNETT

Completions..... 29, vs. Tulane (11/3/18)
 Attempts..... 49, vs. Tulane (11/3/18)
 Passing Yards..... 411, at Illinois (9/15/18)
 Long Pass..... 75 (TD), vs. UConn (10/20/18)
 Passing TDs..... 3, vs. Elon (9/1/18)
 Rushes..... 16, vs. Tulane (11/3/18)
 Rushing Yards..... 86, vs. Georgia Tech (9/8/18)
 Long Rush..... 48, at Georgia Tech (9/7/19)
 Rushing TDs..... 2, (2X), last at Tulsa (10/12/18)
 Total Yards..... 428, at Illinois (9/15/18)

#12 QB JORDAN MCCLLOUD

Completions..... 16, vs. South Carolina State (9/14/19)
 Attempts..... 27, vs. South Carolina State (9/14/19)
 Passing Yards..... 217, vs. South Carolina State (9/14/19)
 Long Pass..... 54, at Georgia Tech (9/7/19)
 Passing TDs..... 3, vs. South Carolina State (9/14/19)
 Rushes..... 12, vs. South Carolina State (9/14/19)
 Rushing Yards..... 58, vs. South Carolina State (9/14/19)
 Long Rush..... 31, vs. South Carolina State (9/14/19)
 Rushing TDs..... 3, vs. South Carolina State (9/14/19)
 Total Yards..... 275, vs. South Carolina State (9/14/19)

#14 QB JAH'QUEZ EVANS

Completions..... 0
 Attempts..... 0
 Passing Yards..... 0
 Long Pass..... 0

Passing TDs..... 0
 Rushes..... 3, at Georgia Tech (9/7/19)
 Rushing Yards..... 15, at Georgia Tech (9/7/19)
 Long Rush..... 8, at Georgia Tech (9/7/19)
 Rushing TDs..... 0
 Total Yards..... 8, 2X, last vs. SC State (9/14/19)
 Long Kickoff Return..... 18, vs. SC State (9/14/19)
 Kickoff Return Yards..... 35, vs. SC State (9/14/19)
 Kickoff Return Average..... 17.5, vs. SC State (9/14/19)
 Kickoff Return Touchdown..... 0

RUNNING BACKS

#2 RB JORDAN CRONKRITE

Rushes..... 25, at Tulsa (10/12/18)
 Rushing Yards..... 302, at UMass (10/6/18)
 Long Rush..... 80, vs. ECU (9/22/18)
 Rushings TDs..... 3, at UMass (10/6/18)
 Receptions..... 5, at Tennessee (9/24/16)
 Receiving Yards..... 49, at South Carolina (11/14/15)
 Long Reception..... 41, at South Carolina (11/14/15)
 Receiving Touchdowns... 1, 2X, last at Tennessee (9/24/16)

#28 RB TREVON SANDS

Rushes..... 8, vs. Illinois (9/15/17)
 Rushing Yards..... 43, vs. Illinois (9/15/17)
 Long..... 14, vs. Elon (9/1/18)
 Rushing TD..... 0
 Receptions..... 1, vs. Wisconsin (8/30/19)
 Receiving Yards..... 13, vs. Wisconsin (8/30/19)
 Long Reception..... 13, vs. Wisconsin (8/30/19)
 Receiving TD..... 0

SPECIALISTS

#24 K COBY WEISS

Field Goals..... 3, at UMass (10/6/18)
 Long Field Goal..... 39, vs. Austin Peay (10/14/17)
 Points..... 16, at UMass (10/6/18)
 FG Streak..... 6, (2018)

#32 P SPENCER SHRADER

Punts..... 1, vs. Wisconsin (8/30/19)
 Yards..... 36, vs. Wisconsin (8/30/19)
 Avg..... 36.0, vs. Wisconsin (8/30/19)
 Long..... 36, vs. Wisconsin (8/30/19)
 Inside 20..... 0
 Field Goals..... 1, vs. SC State (9/14/19)
 Long Field Goal..... 34, vs. SC State (9/14/19)

#39 P TRENT SCHNEIDER

Punts..... 10, at Cincinnati (11/10/18)
 Yards..... 443, vs. ECU (9/22/18)
 Avg..... 51.6, at Georgia Tech (9/7/19)
 Long..... 72, vs. ECU (9/22/18)
 Inside 20..... 3, vs. SC State (9/14/19)
 Tackles..... 1, vs. SC State (9/14/19)

#48 LS ANDREW BEARDALL

Tackles..... 1, vs. SC State (9/14/19)
 FR..... -
 FF..... -

DEFENSIVE BACKS

#2 DB NICK ROBERTS

Tackles.....10, (2X), last vs. UConn (10/20/18)
 TFL.....1.0, 2X, last vs. SC State (9/14/19)
 Sacks.....0
 INT.....1, (4X), last vs. SC State (9/14/19)
 PBU.....1, 3X, last at Georgia Tech (9/7/19)
 FF.....1, at Georgia Tech (9/7/19)

#3 DB VINCENT DAVIS

Tackles.....5, at Illinois (9/15/18)
 TFL.....0.5, at UMass (10/6/18)
 Sacks.....0
 INT.....1, vs. SC State (9/14/19)
 PBU.....1, at Illinois (9/15/18)
 FF.....2, at UMass (10/6/18)
 FR.....1, at UMass (10/6/18)

#7 DB MIKE HAMPTON

Tackles.....7, at Houston (10/27/18)
 TFL.....1, (2X), last at Houston (10/27/18)
 Sacks.....1.0, vs. UConn (10/20/18)
 INT.....1, 2X, last at UMass (10/6/18)
 PBU.....4, vs. ECU (9/22/18)

#8 DB DEVIN STUDSTILL

Tackles.....8, at Georgia Tech (9/7/19)
 TFL.....1, 3X last vs. SC State (9/14/19)
 Sacks.....-
 INT.....1, vs. Michigan State (9/17/16)
 FR.....1, vs. SC State (9/14/19)

#9 DB KJ SAILS

Tackles.....6, at Pitt ('17) & vs. Virginia ('17)
 TFL.....1, 2X, last vs. Wisconsin (8/30/19)
 Sacks.....-
 INT.....1, at Georgia Tech (9/7/19)
 FR.....1, 2X, last vs. SC State (9/14/19)
 PBU.....1, vs. SC State (9/14/19)
 Long Punt Return.....34, vs. SC State (9/14/19)
 Punt Return Yards.....39, vs. SC State (9/14/19)
 Punt Return Average.....19.5, vs. SC State (9/14/19)

#16 DB BROCK NICHOLAS

Tackles.....3, at Georgia Tech (9/7/19)
 TFL.....0
 Sacks.....0
 INT.....1, vs. SC State (9/14/19)
 FR.....0

#20 S BENTLEE SANDERS

Tackles.....10, vs. Elon (9/1/18)
 TFL.....1, vs. SC State (9/14/19)
 Sacks.....1, vs. SC State (9/14/19)
 INT.....0
 FF.....1, 2X, last vs. SC State (9/14/19)
 Kickoff Return Yards.....141, at Houston (10/27/18)
 Kickoff Return Long.....62, at Cincinnati (11/10/18)
 Kickoff Return Average.....46.0 (1), at Temple (11/17/18)

#21 DB MCARTHUR BURNETT

Tackles.....2, vs. Wisconsin (8/30/19)
 TFL.....-
 Sacks.....-
 INT.....-
 PBU.....-

#22 DB MEKHI LaPOINTE

Tackles.....11, vs. UConn (10/20/18)
 TFL.....2.0, at Tulsa (10/12/18)
 Sacks.....0
 INT.....1, at Houston (10/27/18)
 PBU.....1, 2X, last vs. SC State (9/14/19)

DEFENSIVE LINE

#25 DB EUGENE BOWMAN

Tackles.....1, at Georgia Tech (9/7/19)
 TFL.....0
 Sacks.....0

#4 DE GREG REAVES

Tackles.....14, vs. Marshall (12/20/18)
 Sacks.....1, 5x, last vs. Tulsa (11/16/17)
 TFL.....2.5, 2X, last vs. Tulsa (11/16/17)
 INT.....0
 FF.....1, vs. SC State (9/14/19)
 FR.....1, at Cincinnati (11/10/19)
 PBU.....1, 2X, last at Georgia Tech (9/7/19)

#6 DE KIRK LIVINGSTONE

Tackles.....7, (2X), last at Illinois (9/15/18)
 Sacks.....1.0, 7X, last vs. Wisconsin (8/30/19)
 TFL.....2.5, (2X), last vs. Elon (9/1/18)
 FF.....1, vs. Elon (9/1/18)
 PBU.....1, (2X), last at Temple (11/17/18)

#40 DE JASON VAUGHN

Tackles.....1, 2X, last vs. SC State (9/14/19)
 TFL.....-
 Sacks.....-

#42 DE DARIUS SLADE

Tackles.....4, vs. SC State (9/14/19)
 TFL.....2, 2X, last vs. SC State (9/14/19)
 Sacks.....2, vs. UTSA (9/1/18)
 INT.....-
 FR.....1, at Georgia Tech (9/7/19)

#46 DE RYAN THAXTON

Tackles.....3, vs. Wisconsin (8/30/19)
 TFL.....-
 Sacks.....-
 FR.....-
 FF.....-

#56 DE TYRIK JONES

Tackles.....3, at Georgia Tech (9/7/19)
 TFL.....1, at Georgia Tech (9/7/19)
 Sacks.....1, at Georgia Tech (9/7/19)
 FR.....1, vs. SC State (9/14/19)

#90 DT KEVIN KEGLER

Tackles.....6, at Tulsa (10/12/18)
 TFL.....2.5, at Georgia Tech (9/7/19)
 Sacks.....1.5, at Illinois (9/15/18)
 INT.....0
 FR.....0

#91 DT RASHAWN YATES

Tackles.....3, at Georgia Tech (9/7/19)
 Sacks.....1.0, (3X), last at Georgia Tech (9/7/19)
 TFL.....2, at Georgia Tech (9/7/19)
 INT.....0

#93 DT TYRONE BARBER

Tackles.....4, (3X) last vs. UConn (10/20/18)
 Sacks.....1.0, (2X), last at Tulsa (10/12/18)
 TFL.....1.0, (2X), last at Tulsa (10/12/18)
 INT.....0
 FR.....0

#96 DT KELVIN PINKNEY

Tackles.....6, at San Jose State (8/26/17)
 Sacks.....1.0, (2X), last at Cincinnati (11/10/18)
 TFL.....1.0, (3X), last at Cincinnati (11/10/18)
 INT.....0
 FR.....0
 Blocked Kick.....1 (PAT), at San Jose State (9/26/17)

LINEBACKERS

#98 DT BLAKE GREEN

Tackles.....4, vs. SC State (9/14/19)
 Sacks.....0
 TFL.....0
 INT.....0
 FR.....0

#11 LB DWAYNE BOYLES, JR.

Tackles.....10, vs. Tulane (11/3/18)
 TFL.....1.5, at Georgia Tech (9/7/19)
 INT.....0
 PBU.....1, 2X, last vs. SC State (9/14/19)
 FR.....1, vs. Tulane (11/3/18)

#29 LB BRIAN NORRIS

Tackles.....3, 2X, last vs. SC State (9/14/19)
 TFL.....1, vs. SC State (9/14/19)
 Sacks.....1, vs. SC State (9/14/19)
 FR.....-
 FF.....1, vs. SC State (9/14/19)
 INT.....-

#41 LB DEMARUEZ BELLAMY

Tackles.....2, vs. Wisconsin (8/30/19)
 TFL.....-
 Sacks.....-
 FR.....-
 FF.....-
 INT.....-

#44 LB ANTONIO GRIER, JR.

Tackles.....3, (2X), last at Cincinnati (11/10/18)
 TFL.....0.5, at Georgia Tech (9/7/19)
 INT.....0
 FR.....1, at UMass (10/6/18)

#54 LB NICO SAWTELLE

Tackles.....13, at Illinois (9/15/18)
 TFL.....2.5, vs. Elon (9/1/18)
 Sacks.....1.0, 3X, last at Illinois (9/15/18)
 FR.....1, 3X, last vs. Georgia Tech (9/8/18)
 INT.....1, 2X, last vs. Georgia Tech (9/8/18)

#55 LB PATRICK MACON

Tackles.....15, vs. Wisconsin (8/30/19)
 TFL.....4.0, vs. Wisconsin (8/30/19)
 Sacks.....1.0, vs. Wisconsin (8/30/19)
 FR.....-
 FF.....1, vs. Wisconsin (8/30/19)
 INT.....-

#58 LB TREY LAING

Tackles.....5, vs. SC State (9/14/19)
 TFL.....0
 Sacks.....0
 FR.....0
 FF.....0
 INT.....0

#59 LB ANDREW MIMS

Tackles.....6, vs. SC State (9/14/19)
 TFL.....1, 2X, last vs. SC State (9/14/19)
 FF.....1, vs. SC State (9/14/19)
 INT.....-
 FR.....-

THE LAST TIME - INDIVIDUAL

	USF	OPPONENT
RUSHING		
Rushed at least 25 times:	Jordan Cronkrite (25), at Tulsa, 10/12/18	R. Armstead (26), at Temple, 11/17/18
Rushed at least 30 times:	Marlon Mack (31), vs. UConn, 9/19/14	D. Brewer (34), vs. Tulsa, 11/16/17
Rushed for 100 yards:	Johnny Ford (120), vs. UCF, 11/23/18	Jonathan Taylor (135), vs. Wisconsin, 8/30/19
Multiple players rushed for 100 yards:	Johnny Ford (164), Jordan Cronkrite (103) vs. UConn, 10/20/18	Darius Bradwell (135), Corey Dauphine (121) vs. Tulane, 11/3/18
Rushed for 150 yards:	Johnny Ford (164) vs. UConn, 10/20/18	Greg McCrae (181) vs. UCF, 11/23/18
Rushed for 200 yards:	Quinton Flowers (210), at Memphis, 11/12/16	R. Armstead (210), at Temple, 10/21/16
Rushed for 300 yards:	Jordan Cronkrite (302), at UMass, 10/6/18	
USF player rushed for 200 yards in consecutive games	Dyral McMillan (258) vs. New Haven, 11/6/99; (221) vs. Hofstra, 11/13/99	
Scored on a run of 50 yards or more:	Jordan Cronkrite (66) at Tulsa, 10/12/18	Michael Warren (57), at Cincinnati, 10/11/18
Scored on a run of 70 yards or more:	Jordan Cronkrite (77, 76), at UMass 10/6/18	Darius Bradwell (73), vs. Tulane, 11/3/18
PASSING		
Player attempted 60+ passes:	Marquel Blackwell (61), at Memphis, 9/22/01	Troy Mitchell (66), vs. Western Carolina, 8/30/14
Player attempted 50-59 passes:	Matt Grothe (54), vs. Cincinnati, 11/3/07	Nic Shimonek (59), vs. Texas Tech, 12/23/17
Player attempted 40-49 passes:	Blake Barnett (49), vs. Tulane, 11/3/18	D'Eriq King (41), at Houston, 10/27/18
Player completed 30-39 passes:	B.J. Daniels (31), vs. Cincinnati, 10/22/11	Nic Shimonek (32), vs. Texas Tech, 12/23/17
Player completed 25-29 passes:	Blake Barnett (29), vs. Tulane, 11/3/18	D'Eriq King (28), at Houston, 10/27/18
Player passed for more than 400 yards:	Blake Barnett (411), at Illinois, 9/15/18	D'Eriq King (419), at Houston, 10/27/18
Player passed for more than 300 yards:	Blake Barnett (322), vs. Tulane, 11/3/18	Mckenzie Milton (373), at UCF 11/24/17
Player threw five touchdowns:	Marquel Blackwell (5), at East Carolina, 10/19/02	D'Eriq King (5), at Houston, 10/27/18
Player threw four touchdowns:	Quinton Flowers (4), vs. Texas Tech, 12/23/17	Mckenzie Milton (4), at UCF, 11/24/17
Player threw three touchdowns:	Jordan McCloud (3), vs. SC State, 9/14/19	Nic Shimonek (3), vs. Texas Tech, 12/23/17
Player threw a TD of 70 yards or more:	Chris Oladokun-Ryeshene Bronson (72), at Cincinnati, 11/10/18	T. Marshall to C. Lynch (81), vs. Georgia Tech, 9/8/18
Player threw a TD of 60-70 yards or more:	Blake Barnett-Darnell Salomon (66), vs. ECU, 9/22/18	
Player threw a TD of 50-60 yards or more:	Quinton Flowers-T. McCants (54), vs. Stony Brook, 9/2/17	D'Eriq King-Jeremy Singleton (52), at Houston, 10/27/18
RECEIVING		
Player caught 10 passes:	Tyre McCants (10), vs. Georgia Tech, 9/8/18	Andy Isabella (13), at UMass, 10/6/18
Player had 100 receiving yards:	Johnny Ford (100), vs. SC State, 9/14/19	De'Montez Burroughs (108), vs. SC State, 9/14/19
USF player with three straight 100-yard games:	Andre Davis (113), vs. SMU, 11/26/13; (110) vs. Memphis, 11/16/13; (134), vs. Houston, 10/31/13	
TOTAL OFFENSE		
Player had 600-plus yards:	Quinton Flowers (605), at UCF, 11/24/17	
Player had 400-600 yards:	Blake Barnett (428), at Illinois, 9/15/18	D'Eriq King (553), at Houston, 10/27/18
QB Had 100+ yards RUSHING & 400+ PASSING:	Quinton Flowers, 102 rush, 503 pass, at UCF, 11/24/17	D'Eriq King, 134 rush, 419 pass, at Houston, 10/27/18
QB had 100+ yards RUSHING & 200-400 PASSING:	Quinton Flowers, 106 rush, 311 pass, vs. Texas Tech, 12/23/17	Will Worth, 129 rush, 299 pass, vs. Navy, 10/28/16
DEFENSE		
Player intercepted three or more passes:	J.R. Reed (3), at Memphis, 11/29/03	Bobby McCain (3), vs. Memphis, 11/16/13
Player intercepted two or more passes:	Deatrick Nichols (2), vs. Temple, 9/21/17	Sean Davis (2), at Maryland, 9/19/15
Player recovered two or more fumbles:	Greg Reaves (2), vs. SC State, 9/14/19	Jacob Martin (2), vs. Temple, 9/21/17
Player recorded four or more sacks:	George Selvie (4), vs. Elon, 9/1/07	Never
Player recorded three sacks:	Deadrin Senat (3), vs. Texas Tech, 12/23/17	Stephen Tulloch (3), vs. NC State, 12/31/05
Player recorded 15 or more tackles:	Patrick Macon (15), vs. Wisconsin, 8/30/19	D. Spencer (15), at UCF, 11/26/15
Player returned an interception for a touchdown:	Auggie Sanchez (65), vs. Cincinnati, 10/14/17	Austin McDaniel (46), at Tulsa, 10/18/14
Player returned a fumble for a touchdown:	Vincent Davis (12), at UMass, 10/6/18	Matt Henningsen (16 yds), vs. Wisconsin, 8/30/19
Player recorded 4.0 tackles for loss or more:	Patrick Macon (4), vs. Wisconsin, 8/30/19	Juwuan Johnson (4.0), vs. Northern Illinois, 9/10/16
PUNTING		
Player recorded four 50-yard punts:	Trent Schneider (4), vs. UCF, 11/23/18	Dane Roy (4), vs. Houston, 10/28/17
Player recorded a 60-yard punt:	Trent Schneider (60), at Georgia Tech, 9/7/19	Mac Loudermilk (66), vs. UCF, 11/23/18
Player recorded two 60-yard punts:	Trent Schneider (72 & 67), vs. ECU, 9/22/18	NEVER
SCORING		
Player scored at least four touchdowns:	Marlon Mack (4), vs. Western Carolina, 8/30/14	Jonathan Taylor (4, 2 rush, 2 rec), vs. Wisconsin, 8/30/19
Player scored at least three touchdowns:	Johnny Ford (3), vs. UConn, 10/20/18	Jonathan Taylor (4, 2 rush, 2 rec), vs. Wisconsin, 8/30/19
Player caught at least two touchdown passes:	Mitch Wilcox (2), vs. SC State, 9/14/19	Jonathan Taylor (2), vs. Wisconsin, 8/30/19
Player rushed for at least three touchdowns:	Johnny Ford (3), vs. UConn, 10/20/18	Greg McCrae (3), vs. UCF, 11/23/18
Player kicked (made) four+ field goals:	Emilio Nadelman (4), vs. Cincinnati, 10/14/17	Chase McLaughlin (4), at Illinois, 9/15/18
Player kicked (made) three field goals:	Coby Weiss (3), at UMass, 10/6/18	Aaron Bomerhi, at Temple, 10/21/16
Player returned a kickoff for a touchdown:	Terrence Home (98, 97), vs. Georgia Tech, 9/8/18	Mike Hughes (95), at UCF, 11/24/17
Player returned a punt for a touchdown:	D'Ernest Johnson (83), at Syracuse, 9/17/16	Isaiah Wright (73), at Temple, 11/17/18
Player returned an interception for a touchdown:	Auggie Sanchez (43), at ECU 9/30/17	Austin McDaniel (46), at Tulsa, 10/18/14
Player returned a fumble for a touchdown:	Vincent Davis (12), at UMass, 10/6/18	Matt Henningsen (16 yds), vs. Wisconsin, 8/30/19
Player returned a fumble in the end zone for a touchdown:	Jake Sims, vs. Rutgers, 11/3/10	Jimmy Gaines, vs. Miami, 9/28/13
Player returned (or recovered) a blocked punt for a touchdown:	Andre Davis (11), vs. Florida A&M, 9/17/11	A. Contressa, vs. Stony Brook, 9/2/17
Player returned a blocked field goal attempt for a touchdown:	Nate Godwin (75), vs. Cincinnati, 10/5/13	Rod Davis (61), vs. Southern Miss, 10/25/03
Player scored on a two-point conversion attempt:	Randall St. Felix from Blake Barnett, at Illinois, 9/15/18	Mike Dudek, pass from Jeff George Jr., Illinois, 9/15/17
Player kicked a game-winning field goal	Coby Weiss at Tulsa, 10/12/18 (22 yards with :02 remaining)	

THE LAST TIME - TEAM

	USF	OPPONENT
	RUSHING	
Team had 400-499 yards:	432, vs. Tulane, 11/3/18	426, vs. Tulane, 11/3/18
Team had 300-399 yards:	346, vs. UConn, 10/20/18	391, vs. UCF, 11/23/18
Team had 200-299 yards:	218, vs. SC State, 9/14/19	234, vs. Wisconsin, 8/30/19
Had 51-100 yards:	92, at Georgia Tech, 9/7/19	95, vs. SC State, 9/14/19
Had less than 50 yards:	26, vs. Wisconsin, 8/30/19	-4, Temple, 9/21/17
Team had 70 or more attempts:	81, at Houston, 10/27/18	89, at Houston, 10/27/18
Team had 60 or more attempts:	63, Temple, 9/21/17	69, at Navy, 10/31/15
Team had 50-59 attempts:	55, at Tulane, 10/28/17	58, vs. UCF, 11/23/18
Team had fewer than 25 attempts:	23, vs. Wisconsin, 8/30/19	15, Illinois, 9/15/17
Team had five or more rushing touchdowns:	5, at UMass 10/6/18	5, vs. Marshall, 12/20/18
Team had at least three rushing touchdowns:	3, vs. SC State, 9/14/19	4, vs. Wisconsin, 8/30/19
Team had 0 rushing touchdowns:	at Georgia Tech, 9/7/19	Temple, 9/21/17
	PASSING	
Had 500+ yards passing:	503, at UCF, 11/24/17	
Had 400-499 yards passing:	411, at Illinois, 9/15/18	419, at Houston, 10/27/18
Had 300-399 yards passing:	322, vs. Tulane, 11/3/18	373, at UCF, 11/24/17
Had less than 100 yards passing:	82, at Temple, 11/17/18	76, at Georgia Tech, 9/7/19
Team had less than 50 yards passing:	Never, (record-low 60 vs. James Madison, 9/16/00)	42, Elon, 9/1/18
Had 50 or more attempts:	50, vs. Ball State, 9/10/11	52, at UMass 10/6/18
Had 40-49 attempts:	49, vs. Tulane, 11/3/18	42, vs. SC State, 9/14/19
Had less than 20 attempts:	15, at SMU, 11/19/16	11, vs. Tulane, 11/3/18
Had less than 10 attempts:	Never (record-low 10 vs. Louisville, 9/24/05)	9, at Navy, 10/31/15
Had 30 or more completions:	31, vs. Cincinnati, 10/22/11	33, at UMass 10/6/18
Had less than 10 completions:	8, Temple, 9/21/17	6, at Tulsa, 10/12/18
Team had less than five completions:	3, at Louisville, 10/22/04	4, vs. Tulane, 11/3/18
Had five touchdown passes:	vs. Cincinnati, 11/20/15	at Houston, 10/27/18
Had four touchdown passes:	vs. SC State, 9/14/19	at UCF, 11/24/17
Had zero touchdown passes:	vs. Wisconsin, 8/30/19	at Georgia Tech, 9/7/19
Had five passes intercepted:	vs. UAB, 11/22/03	at Syracuse, 10/3/09
Had four passes intercepted:	vs. Memphis, 11/16/13	Temple, 9/21/17
Had three passes intercepted:	vs. Pittsburgh, 12/1/12	vs. SC State, 9/14/19
Did not throw an interception:	vs. SC State, 9/14/19	vs. Wisconsin, 8/30/19
	TOTAL OFFENSE	
Had 700 or more yards:	745, vs. Florida A&M, 9/17/11	Never
Had 600 or more yards:	611, vs. UConn, 10/20/18	684, at Houston, 10/27/18
Had 500 or more yards:	574, at UMass 10/6/18	503, vs. Marshall, 12/20/18
Had 200 yards or less:	157, vs. Wisconsin, 8/30/19	182, Florida A&M, 9/5/15
Had 100 yards or less:	Never	85, vs. Temple 9/21/17
Ran 100 or more plays:	101, at San Jose State, 8/26/17	
Ran 90 or more plays:	94, vs. Texas Tech 12/23/17	96, vs. ECU, 9/22/18
Ran 85 or more plays:	87, at Tulsa, 10/12/18	87, vs. SC State, 9/14/19
Ran 55 or fewer plays:	55, at Georgia Tech, 9/7/19	55, Illinois, 9/15/17
	SCORING	
Scored 80 or more points:	80, vs. Kentucky Wesleyan, 9/6/97	Never
Scored 70-79 points:	70, vs. Florida A&M, 9/17/11	Never
Scored 60-69 points:	61, at ECU 9/30/17 (Road game Record)	Never
Scored 50-59 points:	55, vs. SC State, 9/14/19	57, at Houston, 10/27/18
Scored 40-49 points:	49, vs. Georgia Tech, 9/8/18	49, vs. Wisconsin, 8/30/19
Scored less than 10 points:	0, vs. Wisconsin, 8/30/19	3, Cincinnati, 10/14/17
Failed to score points:	0, vs. Wisconsin, 8/30/19	0, Charleston Southern, 9/19/09
Won by 45 points or more:	48, vs. Florida A&M, 9/5/15	49, vs. Wisconsin, 8/30/19
Won by 30-44 points:	39, vs. SC State, 9/14/19	32, vs. NC State, 9/13/14
Won by 20-29 points:	20, vs. Elon, 9/1/18	28, vs. UCF, 11/23/18
Scored on the first drive of the game:	TD, at Temple, 11/17/18	TD, vs. Wisconsin, 8/30/19
Scoring drive of 15 or more plays:	15 (TD), at Houston, 10/27/18	15 (TD), at UMass, 10/6/18
Recorded a safety:	at Houston, 10/27/18	at Temple, 10/21/16
Scored on a blocked field goal attempt:	Nate Godwin (75), vs. Cincinnati, 10/5/13	A. Contressa, Stony Brook, 9/2/17
Scored on a blocked PAT attempt:	(Never)	Nate Hobbs, Illinois, 9/15/17
Scored a 2-point conversion:	at Illinois (Barnett to St. Felix pass), 9/15/18	Illinois, 9/15/17

THE LAST TIME - TEAM

	USF	OPPONENT
	TURNOVERS	
Team lost five or more turnovers:	at Temple, 11/17/18	(8) vs. SC State, 9/14/19
Team lost four turnovers:	vs. UConn, 10/15/16	(6) vs. Temple, 9/21/17
Team lost three fumbles:	at Temple, 11/17/18	vs. S.C. (Birmingham Bowl), 12/29/16
Threw four or more interceptions:	4, vs. Memphis, 11/16/13	(4) vs. Temple, 9/21/17
Team did not commit a turnover:	vs. SC State, 9/14/19	vs. Marshall, 12/20/18
Team recovered an on-side kick:	at Pittsburgh, 9/8/01	vs. UCF, 11/26/16
Lost a game and did not commit a turnover:	at Cincinnati, 11/10/18	vs. Tulsa, 11/16/17
	DEFENSE	
Team recorded seven sacks:	vs. UConn, 10/15/11	at Rutgers, 11/12/09
Team recorded six sacks:	vs. Chattanooga, 9/1/12	vs. ECU, 9/22/18
Team recorded five sacks:	at UMass, 10/6/18	vs. Tulane, 11/3/18
Team recorded 10 or more tackles for loss	13.0, at Georgia Tech, 9/7/19	10.0, vs. SC State, 9/14/19
Team recorded five or more pass break-ups:	5, vs. SC State, 9/14/19	6, vs. UCF, 11/23/18
	SPECIAL TEAMS	
Returned a punt for a touchdown:	at Syracuse, 9/17/16	at Temple, 11/17/18
Returned a blocked punt for a touchdown:	vs. Florida A&M, 9/17/11	vs. Stony Brook, 9/2/17
Returned a kickoff for a touchdown:	(2) vs. Georgia Tech, 9/8/18	vs. West Virginia, 12/1/11
Blocked a punt:	vs. Florida State, 9/29/12	vs. Tulsa, 11/16/17
Punted 10 or more times:	10, at Cincinnati, 11/10/18	10, Temple, 9/21/17
Did not record a punt:	vs. Charleston Southern, 9/19/09	at Pittsburgh, 10/24/09
Blocked a field goal:	vs. Tulane, 11/3/18	at Tulane, 10/21/17
Blocked a PAT:	vs. UConn, 10/20/18	at Cincinnati, 11/10/18
Team recovered an on-side kick:	at Pittsburgh, 9/8/01	vs. UCF, 11/26/16
Made five or more field goals:	5, vs. Temple, 9/21/17	Never
Made four or more field goals:	4, vs. Cincinnati, 10/14/17	4, at Illinois, 9/15/18
	MISCELLANEOUS	
Had 30 or more first downs:	31, at Illinois, 9/15/18	35, at Houston, 10/27/18
Had 10 or fewer first downs:	9, vs. Wisconsin, 8/30/19	6, Temple, 9/21/17
Had 15 or more penalties:	16, Illinois, 9/15/17	15, Illinois, 9/15/17
Had no penalties:	Never	Never
Had 100 or more penalty yards:	100, at UMass, 9/15/18	107, vs. Texas Tech, 12/23/17
Had less than 25 penalty yards:	21, at Cincinnati, 10/1/16	5, vs. SC State, 9/14/19
Had 35 minutes or more of possession time:	38:17, Illinois, 9/15/17	35:00, vs. Wisconsin, 8/30/19



SCORING BY QUARTERS

	1	2	3	4	OT	F
WISCONSIN	7	21	14	7	-	49
USF	0	0	0	0	-	0

Attendance: 46,704 Time: 3:09

First Quarter

WISC - Taylor 37-yd run (Larsh kick), 10:48
Drive: 8 plays, 77 yards (4:12)
(Wisconsin 7, USF 0)

Second Quarter

WISC - Henningsen 16-yd fumble recovery, (Larsh kick), 12:58
(Wisconsin 14, USF 0)

WISC - Taylor 36-yd pass from Coan (Larsh kick), 10:37
Drive: 4 plays, 55 yards (1:30)
(Wisconsin 21, USF 0)

WISC - Taylor 12-yd pass from Coan (Larsh kick), 00:02
Drive: 11 plays, 80 yards (5:10)
(Wisconsin 28, USF 0)

Third Quarter

WISC - Taylor 38-yd run (Larsh kick), 13:00
Drive: 3 plays, 69 yards (1:19)
(Wisconsin 35, USF 0)

WISC - Watson 27-yd run (Larsh kick), 3:06
Drive: 4 plays, 40 yards (1:31)
(Wisconsin 42, USF 0)

Fourth Quarter

WISC - Shaw 15-yd run (Larsh kick), 7:28
Drive: 3 plays, 32 yards (1:32)
(Wisconsin 49, USF 0)

Team Statistics	WISC	USF
First Downs	22	9
Rushes-Yards	43-234	23-26
Passing Yards	199	131
Comp-Att-Int	19-26-0	16-33-2
Total Yards	433	157
Punts-Avg.	5-48.0	8-44.2
Punt Returns	4-62	1-17
Kickoff Returns	1-23	4-68
Interception Returns	2-10	0-0
Penalties-Yards	4-40	9-45
Fumbles-Lost	1-1	4-1
Sacks By	4-30	3-20
3rd Down Conversions	6-13	3-14
4th Down Conversions	1-1	0-2
Time of Possession	35:00	25:00

GAME 1: NO. 19/17 WISCONSIN 49, USF 0

RAYMOND JAMES STADIUM • TAMPA, FLA.

AUG. 30, 2019 • 7 P.M. • ESPN

WISCONSIN 1-0 • USF 0-1

TAMPA - Senior transfer Patrick Macon had a monster USF debut with 15 tackles, 4.0 tackles for loss, a sack and forced fumble, but the Bulls fell, 49-0, to No. 19/17 Wisconsin on Friday night.

USF's season-opening crowd of 46,704 at Raymond James Stadium saw the senior middle linebacker from Memphis, Tenn., post the most tackles in a game for the Bulls since DeDe Latimore's 18 stops against Rutgers in 2013.

Macon, who made 10 solo tackles, was one of four upperclassman transfers who started on defense. Junior cornerback KJ Sails recovered Macon's forced fumble, totaled two tackles and had a 17-yard punt return after becoming eligible this week. Senior Devin Studstill started at strong safety and tied for second on the team with five tackles in his first game with the Bulls since transferring from Notre Dame.

Following a 55-minute lightning delay, Wisconsin Heisman hopeful Jonathan Taylor's three touchdown first half helped power the Badgers to a 28-0 lead by the break. While several dropped passes dashed USF's chances to get its new offense rolling, Taylor's 37-yard TD run got Wisconsin on the board first. The Badgers later stripped Bulls quarterback Blake Barnett and returned the fumble 16 yards for a touchdown and 14-0 lead. Barnett finished 13-of-30 for 109 yards and two interceptions on the night.

KEY NOTES

- A total of 46,704 fans attended the game, which marked the Bulls' 18th-best home attendance total in program history.
- It marked USF's first home loss in a season opener since 2013. Kickoff was delayed 55 minutes due to lightning.

Quotable:

"It just shows you, we've got a lot of work (to do). We've still got a season in front of us and we just got to get ready. The thing I told our team just a few minutes ago is, 'You don't point fingers. Now, we've got to go back to work.'"

- Head coach Charlie Strong's thoughts after the season opener.

WISCONSIN						USF							
Rushing	Att	Yds	TD	Lg		Rushing	Att	Yds	TD	Lg			
J. Taylor	16	135	2	38		Jordan McCloud	3	17	0	19			
N. Watson	14	80	1	27		Jordan Cronkrite	6	9	0	5			
B. Shaw	2	15	1	15		Trevon Sands	5	2	0	3			
G. Groshek	2	11	0	8		Spencer Shrader	1	1	0	1			
A.J. Taylor	1	5	0	5		Kelley Joiner Jr.	1	0	0	0			
J. Chenal	1	2	0	2		Blake Barnett	7	-3	0	10			
J. Coan	7	-14	0	4									
Passing	Att	Cmp	Yds	TD	Int	Lg	Passing	Att	Cmp	Yds	TD	Int	Lg
J. Coan	26	19	199	2	0	36	Blake Barnett	30	13	109	0	2	13
							Jordan McCloud	3	3	22	0	0	15
Receiving	No	Yds	TD	Lg		Receiving	No	Yds	TD	Lg			
K. Pryor	4	40	0	13		Jordan Cronkrite	3	23	0	12			
Q. Cephus	3	39	0	17		Randall St. Felix	3	21	0	10			
J. Ferguson	3	20	0	8		Bryce Miller	3	16	0	9			
J. Taylor	2	48	2	36		Kevin Purllett	1	15	0	15			
D. Davis	2	19	0	11		DeVontres Dukes	1	13	0	13			
G. Groshek	2	13	0	16		Trevon Sands	1	13	0	13			
J. Chenal	1	12	0	12		Jernard Phillips	1	12	0	12			
A.J. Taylor	1	9	0	9		Mitchell Wilcox	1	11	0	11			
J. Dunn	1	-1	0	0		Xavier Weaver	1	6	0	6			
						Sean Atkins	1	1	0	1			
Punting	No	Yds	Avg	Lg		Punting	No	Yds	Avg	Lg			
A. Lotti	5	204	40.8	59		Trent Schneider	7	318	45.4	55			
						Spencer Shrader	1	36	36.0	36			
Punt Returns	No	Yds	Lg			Punt Returns	No	Yds	Lg				
J. Dunn	4	62	41			KJ Sails	1	17	17				
Kickoff Returns	No	Yds	Lg			Kickoff Returns	No	Yds	Lg				
A. Cruickshank	1	23	23			Bentlee Sanders	2	39	22				
						Brock Nichols	1	19	21				
						Chris Carter	1	10	10				
Defensive Leaders						Defensive Leaders							
Total Tackles: 6 - M. Maskalunas.						Total Tackles: 15 - Patrick Macon.							
Tackles for Loss: 1.0 - Z. Baun, M. Henningsen, K. Benton, I. Green-May, J. Franklin.						Tackles for Loss: 4.0 - Patrick Macon.							
Sacks: 1.0 - Z. Baun, M. Henningsen, I. Green-May, J. Franklin.						Sacks: 1.0 - Patrick Macon, Greg Reaves, Kirk Livingstone.							
Interceptions: 1 - E. Burrell, C. Wilder.						Interceptions: None.							
PAT Blocks: None.						PAT Blocks: None.							



SCORING BY QUARTERS

	1	2	3	4	OT	F
USF	3	0	0	7	-	10
GA. TECH	0	14	0	0	-	14

Attendance: 46,599 Time: 3:06

First Quarter

USF - Weiss 27-yd field goal, 3:40
 Drive: 9 plays, 56 yards (3:28)
 (USF 3, Georgia Tech 0)

Second Quarter

TECH - Mason 1-yd run (King kick), 11:03
 Drive: 7 plays, 43 yards (3:02)
 (Georgia Tech 7, USF 3)

TECH - Oliver 7-yd run (King kick), 00:53
 Drive: 9 plays, 76 yards (3:19)
 (Georgia Tech 14, USF 3)

Fourth Quarter

USF - Ford 20-yd pass from McCloud (Weiss kick), 14:53
 Drive: 3 plays, 25 yards (1:23)
 (Georgia Tech 14, USF 10)

Team Statistics	USF	TECH
First Downs	11	21
Rushes-Yards	30-93	49-181
Passing Yards	169	76
Comp-Att-Int	16-25-0	14-21-1
Total Yards	262	257
Punts-Avg.	7-51.6	6-41.3
Punt Returns	3-8	5-23
Kickoff Returns	2-43	2-34
Interception Returns	1-6	0-0
Penalties-Yards	9-95	2-20
Fumbles-Lost	4-2	2-1
Sacks By	2-17	4-22
3rd Down Conversions	4-15	5-14
4th Down Conversions	2-2	0-0
Time of Possession	27:25	32:35

GAME 2: GEORGIA TECH 14, USF 10

BOBBY DODD STADIUM • ATLANTA
 SEPT. 6, 2019 • 2 P.M. • ACC NETWORK
 USF 0-2 • GEORGIA TECH 1-1

ATLANTA - Led by freshman backup quarterback Jordan McCloud and two straight second-half takeaways by the defense, USF nearly erased a double-digit fourth quarter deficit for the second straight year against Georgia Tech before falling, 14-10, Saturday at Bobby Dodd Stadium.

McCloud threw a 20-yard touchdown pass to Johnny Ford to help cut the deficit to 14-10 with 14:53 remaining in the game after junior cornerback KJ Sails' first interception as a Bull on a tipped pass from Patrick Macon.

On the very next drive, senior defensive end Darius Slade recovered a fumble forced by sophomore safety Nick Roberts at the USF 45. McCloud completed 4 of 5 passes for 90 yards in his impressive relief effort, including a 54-yard connection with Mitchell Wilcox that set USF up for the potential go-ahead score at the Tech 1-yard line. Jordan Cronkrite's potential go-ahead touchdown dive from the 2 was ruled short of the goal line on review. His fumble following reaching the ball out resulted in a loss of possession at the goal line with 10:03 to play.

USF looked to have stopped Tech with just over two minutes to play following a tackle by Macon on a third-and-long play, but replay officials observing from the press box called for a review on the play and ruled Macon had made helmet-to-helmet contact. The unsportsmanlike penalty resulted in a 15-yard gain and a first down, which allowed Tech to run out the clock.

KEY NOTES

- USF is now 1-1 all-time against Georgia Tech after erasing a 10-point fourth quarter deficit in a 49-38 victory over the Yellow Jackets last season in Tampa.
- Senior Mitchell Wilcox is now USF's career tight end receptions leader with 76 and set the new record on a career long 54-yard catch in the fourth quarter.

Quotable:

"We had our chances. We had the ball first-and-goal at the 1-yard line. We get a penalty, then we go backwards, then we turn it over. We had our chances, it was there for us. We've just got to convert when we have those opportunities."
 - Head coach Charlie Strong's thoughts after the close loss.

USF					
Rushing	Att	Yds	TD	Lg	
Blake Barnett	8	42	0	48	
Jordan Cronkrite	12	17	0	6	
Jah'Quez Evans	3	15	0	8	
Jordan McCloud	4	12	0	6	
Johnny Ford	3	7	0	10	
Passing	Att	Cmp	Yds	TD	Int
Blake Barnett	20	12	79	0	0
Jordan McCloud	5	4	90	1	0
Receiving	No	Yds	TD	Lg	
Johnny Ford	4	23	1	20	
Mitchell Wilcox	3	60	0	54	
Randall St. Felix	3	38	0	22	
Eddie McDoom	3	8	0	4	
Bryce Miller	1	19	0	19	
Terrence Horne	1	14	0	14	
Jernard Phillips	1	7	0	7	
Punting	No	Yds	Avg	Lg	
Trent Schneider	7	361	51.6	60	
Punt Returns	No	Yds	Lg		
Bentlee Sanders	3	8	8		
Kickoff Returns	No	Yds	Lg		
Bentlee Sanders	1	22	22		
Terrence Horne	1	21	21		

Defensive Leaders

Total Tackles: 8 - Devin Studstill, Greg Reaves.
 Tackles for Loss: 2.5 - Kevin Keglner.
 Sacks: 1.0 - Rashawn Yates, Tyrik Jones.
 Interceptions: 1 - KJ Sails.
 PAT Blocks None.

GEORGIA TECH					
Rushing	Att	Yds	TD	Lg	
Jordan Mason	20	99	1	32	
Tobias Oliver	9	48	1	11	
Lucas Johnson	9	36	0	13	
James Graham	6	2	0	15	
Ahmarean Brown	1	2	0	2	
Jerry Howard Jr.	1	1	0	1	
Team	3	-7	0	0	
Passing	Att	Cmp	Yds	TD	Int
Lucas Johnson	17	11	45	0	1
Tobias Oliver	3	2	11	0	0
James Graham	1	1	20	0	0
Receiving	No	Yds	TD	Lg	
Jordan Mason	3	15	0	9	
Malachi Carter	3	6	0	5	
Ahmarean Brown	2	26	0	20	
Tyler Davis	1	11	0	11	
Dontae Smith	1	10	0	10	
Adonias Sanders	1	6	0	6	
Dylan Leonard	1	3	0	3	
Dylan Deveney	1	0	0	0	
Jerry Howard Jr.	1	-1	0	0	
Punting	No	Yds	Avg	Lg	
Pressley Harvin	6	248	41.3	55	
Punt Returns	No	Yds	Lg		
Ahmarean Brown	5	23	23		
Kickoff Returns	No	Yds	Lg		
Dontae Smith	1	18	18		
Tobias Oliver	1	16	16		

Defensive Leaders

Total Tackles: 9 - Charlie Thomas.
 Tackles for Loss: 2.0 - Charlie Thomas, Tariqu Carpenter, Quez Jackson.
 Sacks: 2.0 - Charlie Thomas.
 Interceptions: None.
 PAT Blocks None.



GAME 3: USF 55, S. CAROLINA STATE 16

RAYMOND JAMES STADIUM • TAMPA, FLA.

SEPT. 14, 2019 • 6 P.M. • ESPN3

SOUTH CAROLINA STATE 2-1 • USF 1-2

SCORING BY QUARTERS

	1	2	3	4	OT	F
SC STATE	3	0	6	7	-	16
USF	7	17	17	14	-	55

Attendance: 31,368 Time: 3:17

First Quarter

SC STATE - Bredsen 25-yd field goal, 7:15
 Drive: 15 plays, 72 yards (5:43)
 (SC State 3, USF 0)

USF - Ford 42-yd pass from McCloud (Weiss kick), 9:05
 Drive: 6 plays, 75 yards (2:10)
 (USF 7, SC State 3)

Second Quarter

USF - Weiss 20-yd field goal, 14:16
 Drive: 6 plays, 32 yards (1:14)
 (USF 10, SC State 3)

USF - Wilcox 20-yd pass from McCloud (Weiss kick), 9:22
 Drive: 3 plays, 23 yards (0:32)
 (USF 17, SC State 3)

USF - McCloud 9-yd run (Weiss kick), 00:32
 Drive: 11 plays, 80 yards (3:18)
 (USF 24, SC State 3)

Third Quarter

USF - Ford 32-yd run (Weiss kick), 12:03
 Drive: 1 play, 32 yards (0:07)
 (USF 31, SC State 3)

SC STATE - James 8-yd run (Bredsen kick failed), 8:18
 Drive: 11 plays, 75 yards (3:45)
 (USF 31, SC State 9)

USF - Shrader 34-yd field goal, 3:01
 Drive: 4 plays, 7 yards (1:40)
 (USF 34, SC State 9)

USF - Wilcox 10-yd pass from McCloud (Shrader kick), 2:12
 Drive: 2 plays, 14 yards (0:38)
 (USF 41, SC State 9)

Fourth Quarter

USF - McCloud 3-yd run (Shrader kick), 14:26
 Drive: 4 plays, 56 yards (0:49)
 (USF 48, SC State 9)

SC STATE - Burroughs 34-yd pass from Fields (Bredsen kick), 9:41
 Drive: 3 plays, 41 yards (1:37)
 (USF 48, SC State 16)

USF - Horne 4-yd pass from Barnett (Shrader kick), 6:15
 Drive: 3 plays, 3 yards (1:17)
 (USF 55, SC State 16)

Team Statistics	SC STATE	USF
First Downs	21	18
Rushes-Yards	45-95	40-218
Passing Yards	283	241
Comp-Att-Int	18-42-3	18-33-0
Total Yards	378	459
Punts-Avg.	5-34.6	7-37.7
Punt Returns	3-22	2-39
Kickoff Returns	3-28	2-35
Interception Returns	0-0	3-63
Penalties-Yards	1-5	6-51
Fumbles-Lost	5-5	0-0
Sacks By	2-14	3-19
3rd Down Conversions	11-23	7-16
4th Down Conversions	1-1	0-0
Time of Possession	34:43	25:17

TAMPA - Quarterback Jordan McCloud accounted for five touchdowns in his first career start while the USF defense set program records with eight takeaways and five fumble recoveries in a 55-16 rout of South Carolina State at Raymond James Stadium on Saturday night.

Redshirt freshman McCloud completed 16 of 27 passes for 217 yards and three touchdowns. The Tampa native also rushed for two scores and 56 yards (4.7 ypc) in the second-best scoring debut by a USF freshman.

USF scored 42 points off takeaways after forcing five turnovers in its 31-point second half. Five different Bulls recovered fumbles to set the record – seniors Greg Reaves, Kirk Livingstone and Devin Studstill along with juniors KJ Sails and Tyrik Jones. Sophomore safety Nick Roberts had a 62-yard interception return and finished with five tackles.

Sophomore Johnny Ford, who moved from running back to receiver in the spring, recorded his first 100-yard receiving game with 100 yards on just four catches, including a 42-yard touchdown to start USF's scoring and a career long 52-yarder in the fourth quarter. Ford also had a 32-yard touchdown run and gained 37 yards on three carries (12.3 ypc). Senior Mitchell Wilcox set USF's new tight end career touchdown receptions record (8) with scoring catches of 20 and 10 yards during USF's 459-yard performance.

KEY NOTES

- USF set the new program record with eight takeaways (five fumble recoveries, three interceptions). The previous record of seven takeaways was set three different times (last vs. Louisville on Nov. 17, 2007).
- Jordan McCloud accounted for five touchdowns (three passing, two rushing) in the second-best scoring debut by a USF freshman. QB Marquel Blackwell accounted for six touchdowns (three rushing, three passing) against Southern Utah in 2001.

Quotable:

"I was so proud to see the way we bounced back. Losing that game last week, a game that you felt like we should have won, we didn't come away with the victory. Then we come back and win this game. Now, everything counts. Now, we've got to get ready for conference play."

- Head coach Charlie Strong

SC STATE

Rushing	Att	Yds	TD	Lg
Labron Morris	10	36	0	8
Tyrece Nick	16	32	0	12
Datron James	4	19	1	8
Jacory Benson	4	9	0	4
Travon Thomas	5	9	0	5
Omar Cummings	2	1	0	3
Team	1	0	0	0
Corey Fields	3	-11	0	2

Passing	Att	Cmp	Yds	TD	Int	Lg
Tyrece Nick	24	9	138	0	1	35
Corey Fields	18	9	145	1	2	34

Receiving	No	Yds	TD	Lg
D. Burroughs	6	108	1	34
Will Vereen	4	76	0	28
Shaquan Davis	1	35	0	35
D. Dubose	1	22	0	22
T. Dubose	1	17	0	17
Y. Washington	1	9	0	9
Datron James	1	8	0	8
Travon Thomas	1	7	0	7
D. Hamilton	1	5	0	5
Labron Morris	1	-4	0	0

Punting	No	Yds	Avg	Lg
Cliff Benjamin	5	173	34.6	39

Punt Returns	No	Yds	Lg
Juwan Moody	1	9	9
Bruce Johnson	1	6	6
D. Burroughs	1	2	2
D. Anthony	0	5	5

Kickoff Returns	No	Yds	Lg
Juwan Moody	1	15	15
D. Dubose	1	13	13
Y. Washington	1	0	0

Defensive Leaders

Total Tackles: 8 - BJ Davis.
 Tackles for Loss: 2.0 - BJ Davis.
 Sacks: 1.0 - Bruce Johnson, Tyrell Goodwin.
 Interceptions: None. Punt Blocks: 1 - Bruce Johnson.

USF

Rushing	Att	Yds	TD	Lg
Kelley Joiner	12	64	0	51
Jordan McCloud	12	56	2	31
Johnny Ford	3	37	1	32
Dave Small	1	21	0	21
Jordan Cronkrite	7	21	0	10
Kirk Rygol	2	13	0	10
Jah'Quez Evans	2	8	0	7
Team	1	-2	0	0

Passing	Att	Cmp	Yds	TD	Int	Lg
Jordan McCloud	27	16	217	3	0	52
Blake Barnett	6	2	24	1	0	20

Receiving	No	Yds	TD	Lg
Johnny Ford	4	100	1	52
Kelley Joiner	3	21	0	15
Mitchell Wilcox	2	30	2	20
Xavier Weaver	2	18	0	13
Terrence Horne	2	9	1	5
Kevin Purlett	2	7	0	4
Eddie McDoom	1	35	0	35
Jacob Mathis	1	20	0	20
Jernard Phillips	1	1	0	1

Punting	No	Yds	Avg	Lg
Trent Schneider	6	264	44.0	53
Team	1	0	0.0	0
Spencer Shrader	0	0	0.0	0

Punt Returns	No	Yds	Lg
KJ Sails	2	39	34

Kickoff Returns	No	Yds	Lg
Jah'Quez Evans	2	35	18

Defensive Leaders

Total Tackles: 6 - Andrew Mims.
 Tackles for Loss: 2.0 - Darius Slade.
 Sacks: 1.0 - Bentlee Sanders, Demareez Bellamy, Brian Norris.
 Interceptions: Nick Roberts, Brock Nichols, Vincent Davis.
 PAT Blocks None.

The Automated ScoreBook
 USF Overall Team Statistics (as of Sep 17, 2019)
 All games

Team Statistics	USF	OPP
SCORING	65	79
Points Per Game	21.7	26.3
Points Off Turnovers	49	14
FIRST DOWNS	38	64
Rushing	16	32
Passing	20	24
Penalty	2	8
RUSHING YARDAGE	337	510
Yards gained rushing	424	617
Yards lost rushing	87	107
Rushing Attempts	93	137
Average Per Rush	3.6	3.7
Average Per Game	112.3	170.0
TDs Rushing	3	7
PASSING YARDAGE	541	560
Comp-Att-Int	50-91-2	51-89-4
Average Per Pass	5.9	6.3
Average Per Catch	10.8	11.0
Average Per Game	180.3	186.7
TDs Passing	5	3
TOTAL OFFENSE	878	1070
Total Plays	184	226
Average Per Play	4.8	4.7
Average Per Game	292.7	356.7
KICK RETURNS: #-Yards	8-146	6-85
PUNT RETURNS: #-Yards	6-64	12-107
INT RETURNS: #-Yards	4-69	2-16
KICK RETURN AVERAGE	18.2	14.2
PUNT RETURN AVERAGE	10.7	8.9
INT RETURN AVERAGE	17.2	8.0
FUMBLES-LOST	8-3	8-7
PENALTIES-Yards	24-191	7-65
Average Per Game	63.7	21.7
PUNTS-Yards	22-979	16-625
Average Per Punt	44.5	39.1
Net punt average	36.9	35.1
KICKOFFS-Yards	14-825	15-873
Average Per Kick	58.9	58.2
Net kick average	40.4	40.1
TIME OF POSSESSION/Game	25:54	34:06
3RD-DOWN Conversions	14/45	22/50
3rd-Down Pct	31%	44%
4TH-DOWN Conversions	2/4	2/2
4th-Down Pct	50%	100%
SACKS BY-Yards	8-56	10-66
MISC YARDS	0	0
TOUCHDOWNS SCORED	8	11
FIELD GOALS-ATTEMPTS	3-4	1-3
ON-SIDE KICKS	0-0	0-0
RED-ZONE SCORES	(9-12) 75%	(6-9) 67%
RED-ZONE TOUCHDOWNS	(6-12) 50%	(5-9) 56%
PAT-ATTEMPTS	(8-8) 100%	(10-11) 91%
ATTENDANCE	78072	46599
Games/Avg Per Game	2/39036	1/46599
Neutral Site Games		0/0

Score by Quarters	1st	2nd	3rd	4th	OT	Total
USF	10	17	17	21	0	65
Opponents	10	35	20	14	0	79

The Automated ScoreBook
 USF Overall Individual Statistics (as of Sep 17, 2019)
 All games

Rushing	gp	att	gain	loss	net	avg	td	lg	avg/g
McCLOUD, Jordan	3	19	109	24	85	4.5	2	31	28.3
JOINER, Kelley	2	13	68	4	64	4.9	0	51	32.0
CRONKRITE, J	3	25	55	8	47	1.9	0	10	15.7
FORD, Johnny	2	6	47	3	44	7.3	1	32	22.0
BARNETT, Blake	3	15	82	43	39	2.6	0	48	13.0
EVANS, Jah'Quez	2	5	23	0	23	4.6	0	8	11.5
SMALL, Dave	1	1	21	0	21	21.0	0	21	21.0
RYGOL, Kirk	1	2	13	0	13	6.5	0	10	13.0
SANDS, Trevon	1	5	5	3	2	0.4	0	3	2.0
SHRADER, S	3	1	1	0	1	1.0	0	1	0.3
TEAM	1	1	0	2	-2	-2.0	0	0	-2.0
Total	3	93	424	87	337	3.6	3	51	112.3
Opponents	3	137	617	107	510	3.7	7	38	170.0

Passing	gp	effic	comp-att-int	pct	yds	td	lg	avg/g
BARNETT, Blake	3	78.76	27-56-2	48.2	212	1	22	70.7
McCLOUD, Jordan	3	182.39	23-35-0	65.7	329	4	54	109.7
Total	3	118.62	50-91-2	54.9	541	5	54	180.3
Opponents	3	112.29	51-89-4	57.3	560	3	36	186.7

Receiving	gp	no.	yds	avg	td	lg	avg/g
FORD, Johnny	2	8	123	15.4	2	52	61.5
WILCOX, Mitch	3	6	101	16.8	2	54	33.7
ST. FELIX, R	3	6	59	9.8	0	22	19.7
McDOOM, Eddie	3	4	43	10.8	0	35	14.3
MILLER, Bryce	3	4	35	8.8	0	19	11.7
WEAVER, Xavier	3	3	24	8.0	0	13	8.0
CRONKRITE, J	3	3	23	7.7	0	12	7.7
HORNE, Terrence	3	3	23	7.7	1	14	7.7
PURLETT, Kevin	2	3	22	7.3	0	15	11.0
JOINER, Kelley	2	3	21	7.0	0	15	10.5
PHILLIPS, J	3	3	20	6.7	0	12	6.7
MATHIS, Jacob	3	1	20	20.0	0	20	6.7
SANDS, Trevon	1	1	13	13.0	0	13	13.0
DUKES, DeVontre	3	1	13	13.0	0	13	4.3
ATKINS, Sean	2	1	1	1.0	0	1	0.5
Total	3	50	541	10.8	5	54	180.3
Opponents	3	51	560	11.0	3	36	186.7

Punt Returns	no.	yds	avg	td	lg
SANDERS, B	3	8	2.7	0	8
SAILS, KJ	3	56	18.7	0	34
Total	6	64	10.7	0	34
Opponents	12	107	8.9	0	41

Interceptions	no.	yds	avg	td	lg
SAILS, KJ	1	6	6.0	0	6
DAVIS, Vincent	1	1	1.0	0	1
NICHOLS, Brock	1	0	0.0	0	0
ROBERTS, Nick	1	62	62.0	0	62
Total	4	69	17.2	0	62
Opponents	2	16	8.0	0	16

Kick Returns	no.	yds	avg	td	lg
SANDERS, B	3	61	20.3	0	22
EVANS, Jah'Quez	2	35	17.5	0	18
NICHOLS, Brock	1	19	19.0	0	21
CARTER, Chris	1	10	10.0	0	10
HORNE, Terrence	1	21	21.0	0	21
Total	8	146	18.2	0	22
Opponents	6	85	14.2	0	23

Fumble Returns	no.	yds	avg	td	lg
SAILS, KJ	2	9	4.5	0	7
LIVINGSTONE, K	1	0	0.0	0	0
STUDSTILL, D	1	0	0.0	0	0
JONES, Tyrik	1	20	20.0	0	20
REAVES, Greg	1	0	0.0	0	0
Total	6	29	4.8	0	20
Opponents	2	19	9.5	1	16

The Automated ScoreBook
 USF Overall Individual Statistics (as of Sep 17, 2019)
 All games

Scoring	td	fg	PAT				dxp	saf	pts
			kick	rush	rcv	pass			
FORD, Johnny	3	-	-	-	-	-	-	-	18
McCLOUD, Jordan	2	-	-	-	-	-	-	-	12
WILCOX, Mitch	2	-	-	-	-	-	-	-	12
WEISS, Coby	-	2-3	5-5	-	-	-	-	-	11
SHRADER, S	-	1-1	3-3	-	-	-	-	-	6
HORNE, Terrence	1	-	-	-	-	-	-	-	6
Total	8	3-4	8-8	-	-	-	-	-	65
Opponents	11	1-3	10-11	-	-	-	-	-	79

Total Offense	g	plays	rush	pass	total	avg/g
McCLOUD, Jordan	3	54	85	329	414	138.0
BARNETT, Blake	3	71	39	212	251	83.7
JOINER, Kelley	2	13	64	0	64	32.0
CRONKRITE, J	3	25	47	0	47	15.7
FORD, Johnny	2	6	44	0	44	22.0
EVANS, Jah'Quez	2	5	23	0	23	11.5
SMALL, Dave	1	1	21	0	21	21.0
RYGOL, Kirk	1	2	13	0	13	13.0
SANDS, Trevon	1	5	2	0	2	2.0
SHRADER, S	3	1	1	0	1	0.3
TEAM	1	1	-2	0	-2	-2.0
Total	3	184	337	541	878	292.7
Opponents	3	226	510	560	1070	356.7

Field Goals	fg	pct.	01-19	20-29	30-39	40-49	50-99	lg	blk
WEISS, Coby	2-3	66.7	0-0	2-2	0-0	0-1	0-0	27	0
SHRADER, S	1-1	100.0	0-0	0-0	1-1	0-0	0-0	34	0

FG Sequence	USF	Opponents
Wisconsin	43	30
Georgia Tech	(27)	51
South Carolina State	(20),(34)	(25)

Numbers in (parentheses) indicate field goal was made.

Punting	no.	yds	avg	lg	tb	fc	i20	50+	blk
SCHNEIDER, T	20	943	47.2	60	3	2	6	9	0
SHRADER, S	1	36	36.0	36	0	0	0	0	1
TEAM	1	0	0.0	0	0	0	0	0	0
Total	22	979	44.5	60	3	2	6	9	1
Opponents	16	625	39.1	59	0	2	7	3	0

Kickoffs	no.	yds	avg	tb	ob	retn	net	ydln
SHRADER, S	14	825	58.9	7	0			
Total	14	825	58.9	7	0	14.2	40.4	24
Opponents	15	873	58.2	5	1	18.2	40.1	24

The Automated ScoreBook
 USF Overall Individual Statistics (as of Sep 17, 2019)
 All games

All Purpose	g	rush	rcv	pr	kr	ir	total	avg/g
FORD, Johnny	2	44	123	0	0	0	167	83.5
WILCOX, Mitch	3	0	101	0	0	0	101	33.7
JOINER, Kelley	2	64	21	0	0	0	85	42.5
McCLOUD, Jord	3	85	0	0	0	0	85	28.3
CRONKRITE, J	3	47	23	0	0	0	70	23.3
SANDERS, B	3	0	0	8	61	0	69	23.0
ROBERTS, Nick	3	0	0	0	0	62	62	20.7
SAILS, KJ	3	0	0	56	0	6	62	20.7
ST. FELIX, R	3	0	59	0	0	0	59	19.7
EVANS, Jah'Qu	2	23	0	0	35	0	58	29.0
HORNE, Terren	3	0	23	0	21	0	44	14.7
McDOOM, Eddi	3	0	43	0	0	0	43	14.3
BARNETT, Blak	3	39	0	0	0	0	39	13.0
MILLER, Bryce	3	0	35	0	0	0	35	11.7
WEAVER, Xavie	3	0	24	0	0	0	24	8.0
PURLETT, Kevi	2	0	22	0	0	0	22	11.0
SMALL, Dave	1	21	0	0	0	0	21	21.0
MATHIS, Jacob	3	0	20	0	0	0	20	6.7
PHILLIPS, J	3	0	20	0	0	0	20	6.7
NICHOLS, Brock	3	0	0	0	19	0	19	6.3
SANDS, Trevon	1	2	13	0	0	0	15	15.0
DUKES, DeVont	3	0	13	0	0	0	13	4.3
RYGOL, Kirk	1	13	0	0	0	0	13	13.0
CARTER, Chris	3	0	0	0	10	0	10	3.3
SHRADER, S	3	1	0	0	0	0	1	0.3
ATKINS, Sean	2	0	1	0	0	0	1	0.5
DAVIS, Vincent	3	0	0	0	0	1	1	0.3
TEAM	1	-2	0	0	0	0	-2	-2.0
Total	3	337	541	64	146	69	1157	385.7
Opponents	3	510	560	107	85	16	1278	426.0

The Automated ScoreBook
 USF Overall Defensive Statistics (as of Sep 17, 2019)
 All games

##	Defensive Leaders	gp	Tackles				tfl/yds	Sacks no-yds	Pass defense			Fumbles		blkd	
			ua	a	tot				int-yds	brup	qbh	rcv-yds	ff	kick	saf
55	MACON, Patrick	3	14	7	21	5.0-13	1.0-7	.	1	.	.	1	.	.	
8	STUDSTILL, D	3	11	5	16	2.5-5	1-0	.	.	.	
4	REAVES, Greg	3	9	7	16	2.5-10	1.0-6	.	1	.	1-0	1	.	.	
2R	ROBERTS, Nick	3	12	3	15	1.0-4	.	1-62	1	.	.	1	.	.	
1B	BOYLES, Dwayne	3	11	3	14	2.5-5	.	.	1	1	
2S	SANDERS, B	3	10	2	12	1.0-6	1.0-6	1	.	.	
42	SLADE, Darius	3	6	3	9	2.5-8	1-0	.	.	.	
6	LIVINGSTONE, K	3	4	5	9	3.5-12	1.0-7	.	.	1	1-0	.	.	.	
9	SAILS, KJ	3	8	1	9	1.0-1	.	1-6	3	.	2-9	.	.	.	
59	MIMS, Andrew	3	7	2	9	2.0-2	1	.	.	
29	NORRIS, Brian	3	3	4	7	1.0-12	1.0-12	1	.	.	
98	GREEN, Blake	3	4	3	7	
7	HAMPTON, Mike	3	6	.	6	
91	YATES, Rashawn	3	4	2	6	2.0-7	1.0-3	
44	GRIER, Antonio	3	3	3	6	1.0-1	
41	BELLAMY, D	3	4	2	6	1.0-1	1.0-1	.	.	1	
22	LaPOINTE, Mekhi	3	4	2	6	.	.	.	1	
90	KEGLER, Kevin	3	5	1	6	3.5-6	
3	DAVIS, Vincent	3	4	2	6	.	.	1-1	
58	LAING, Trey	1	2	3	5	
16	NICHOLS, Brock	3	4	1	5	.	.	1-0	
56	JONES, Tyrik	3	3	1	4	1.0-14	1.0-14	.	.	.	1-20	.	.	.	
46	THAXTON, Ryan	2	.	3	3	
21	BURNETT, M	3	2	.	2	
28	SANDS, Trevon	1	1	1	2	
45	GRANT, Darrien	1	.	2	2	
40	VAUGHN, Jason	3	1	1	2	
97	WILLIAMS, Armon	1	1	1	2	
3S	SHAW, Trent	1	1	.	1	
49	DENEEN, Ian	3	.	1	1	
25	BOWMAN, Eugene	3	1	.	1	
19	MILLER, Bryce	3	.	1	1	
89	WILCOX, Mitch	3	1	.	1	
10	JOINER, Kelley	2	1	.	1	
93	BARBER, Tyrone	1	.	1	1	
48	BEARDALL, A	1	1	.	1	
1R	ROLAND, Zion	3	1	.	1	
96	PINKNEY, Kelvin	3	1	
Total		3	149	73	222	33-107	8-56	4-69	8	4	7-29	6	.	.	
Opponents		3	122	36	158	24-95	10-66	2-16	9	4	3-19	6	1	.	

The Automated ScoreBook
 USF Team Game-by-Game (as of Sep 17, 2019)
 All games

TEAM STATISTICS

Date	Opponent	Rushing				Receiving				Passing				Kick Returns				Punt Returns				tot off		
		no.	yds	td	lg	no.	yds	td	lg	cmp	att	int	yds	td	lg	no.	yds	td	lg	no.	yds		td	lg
Aug 30	WISCONSIN	23	26	0	19	16	131	0	15	16	33	2	131	0	15	4	68	0	22	1	17	0	17	157
Sep 06	at Georgia Tech	30	93	0	48	16	169	1	54	16	25	0	169	1	54	2	43	0	22	3	8	0	8	262
Sep 14	SOUTH CAROLINA STATE	40	218	3	51	18	241	4	52	18	33	0	241	4	52	2	35	0	18	2	39	0	34	459
Opponents		93	337	3	51	50	541	5	54	50	91	2	541	5	54	8	146	0	22	6	64	0	34	878
		137	510	7	38	51	560	3	36	51	89	4	560	3	36	6	85	0	23	12	107	0	41	1070

Games: 3 • Avg/rush: 3.6 • Avg/catch: 10.8 • Pass effic: 118.62 • KR avg: 18.2 • PR avg: 10.7 • All purpose avg/game: 385.7 • Total offense avg/gm: 292.7

Date	Opponent	Tackles				Sacks no-yds	Fumble		Pass Defense			blkd kick	PAT Attempts			off							
		ua	a	total	tfl-yds		ff	fr-yds	int-yds	qbh	brup		kick	rush	rcv	saf	t/o	pts					
Aug 30	WISCONSIN	47	31	78	11.0-34	3.0-20	1	1-7	0-0	3	0	0	0-0	0	0	0	0	0	0	0	0	0	0
Sep 06	at Georgia Tech	55	20	75	13.0-37	2.0-17	1	1-0	1-6	0	3	0	1-1	0	0	0	0	0	0	0	7	10	
Sep 14	SOUTH CAROLINA STA	47	22	69	9.0-36	3.0-19	4	5-22	3-63	1	5	0	7-7	0	0	0	0	0	0	42	55		
Opponents		149	73	222	33.0-107	8.0-56	6	7-29	4-69	4	8	0	8-8	0	0	0	0	0	49	65			
		122	36	158	24.0-95	10.0-66	6	3-19	2-16	4	9	1	10-11	0	0	0	0	14	79				

Date	Opponent	Punting									Field Goals			Kickoffs				
		no.	yds	avg	long	blkd	tb	fc	50+	i20	md-att	long	blkd	no.	yds	avg	tb	ob
Aug 30	WISCONSIN	8	354	44.2	55	0	1	1	3	1	0-1	0	0	1	65	65.0	0	0
Sep 06	at Georgia Tech	7	361	51.6	60	0	1	0	5	2	1-1	27	0	3	150	50.0	0	0
Sep 14	SOUTH CAROLINA STA	7	264	37.7	53	1	1	1	1	3	2-2	34	0	10	610	61.0	7	0
Opponents		22	979	44.5	60	1	3	2	9	6	3-4	34	0	14	825	58.9	7	0
		16	625	39.1	59	0	0	2	3	7	1-3	25	0	15	873	58.2	5	1

The Automated ScoreBook
 USF Opponent Game-by-Game (as of Sep 17, 2019)
 All games

OPPONENT STATISTICS

Date	Opponent	Rushing				Receiving				Passing				Kick Returns				Punt Returns				tot off		
		no.	yds	td	lg	no.	yds	td	lg	cmp	att	int	yds	td	lg	no.	yds	td	lg	no.	yds		td	lg
Aug 30	WISCONSIN	43	234	4	38	19	201	2	36	19	26	0	201	2	36	1	23	0	23	4	62	0	41	435
Sep 06	at Georgia Tech	49	181	2	32	14	76	0	20	14	21	1	76	0	20	2	34	0	18	5	23	0	23	257
Sep 14	SOUTH CAROLINA STATE	45	95	1	12	18	283	1	35	18	42	3	283	1	35	3	28	0	15	3	22	0	9	378
		137	510	7	38	51	560	3	36	51	89	4	560	3	36	6	85	0	23	12	107	0	41	1070
USF		93	337	3	51	50	541	5	54	50	91	2	541	5	54	8	146	0	22	6	64	0	34	878

Games: 3 • Avg/rush: 3.7 • Avg/catch: 11.0 • Pass effic: 112.29 • KR avg: 14.2 • PR avg: 8.9 • All purpose avg/game: 426.0 • Total offense avg/gm: 356.7

Date	Opponent	Tackles				Sacks no-yds	Fumble		Pass Defense			blkd kick	PAT Attempts			off		
		ua	a	total	tfl-yds		ff	fr-yds	int-yds	qbh	brup		kick	rush	rcv	saf	t/o	pts
Aug 30	WISCONSIN	35	14	49	5.0-33	4.0-30	4	1-16	2-16	2	2	0	7-7	0	0	0	14	49
Sep 06	at Georgia Tech	41	8	49	9.0-31	4.0-22	2	2-3	0-0	2	4	0	2-2	0	0	0	0	14
Sep 14	SOUTH CAROLINA STA	46	14	60	10.0-31	2.0-14	0	0-0	0-0	0	3	1	1-2	0	0	0	0	16
		122	36	158	24.0-95	10.0-66	6	3-19	2-16	4	9	1	10-11	0	0	0	14	79
USF		149	73	222	33.0-107	8.0-56	6	7-29	4-69	4	8	0	8-8	0	0	0	49	65

Date	Opponent	Punting							Field Goals			Kickoffs						
		no.	yds	avg	long	blkd	tb	fc	50+	i20	md-att	long	blkd	no.	yds	avg	tb	ob
Aug 30	WISCONSIN	5	204	40.8	59	0	0	1	1	3	0-1	0	0	8	491	61.4	4	0
Sep 06	at Georgia Tech	6	248	41.3	55	0	0	0	2	4	0-1	0	0	3	155	51.7	0	0
Sep 14	SOUTH CAROLINA STA	5	173	34.6	39	0	0	1	0	0	1-1	25	0	4	227	56.8	1	1
		16	625	39.1	59	0	0	2	3	7	1-3	25	0	15	873	58.2	5	1
USF		22	979	44.5	60	1	3	2	9	6	3-4	34	0	14	825	58.9	7	0

The Automated ScoreBook
 USF Game Superlatives (as of Sep 17, 2019)
 All games

INDIVIDUAL GAME HIGHS

Rushes	12	CRONKRITE, J at Georgia Tech (Sep 06, 2019)
	12	JOINER, Kelley vs South Carolina State (Sep 14, 2019)
	12	McCLOUD, Jordan vs South Carolina State (Sep 14, 2019)
Yards Rushing	64	JOINER, Kelley vs South Carolina State (Sep 14, 2019)
TD Rushes	2	McCLOUD, Jordan vs South Carolina State (Sep 14, 2019)
Long Rush	51	JOINER, Kelley vs South Carolina State (Sep 14, 2019)
Pass attempts	30	BARNETT, Blake vs Wisconsin (Aug 30, 2019)
Pass completions	16	McCLOUD, Jordan vs South Carolina State (Sep 14, 2019)
Yards Passing	217	McCLOUD, Jordan vs South Carolina State (Sep 14, 2019)
TD Passes	3	McCLOUD, Jordan vs South Carolina State (Sep 14, 2019)
Long Pass	54	McCLOUD, Jordan at Georgia Tech (Sep 06, 2019)
Receptions	4	FORD, Johnny at Georgia Tech (Sep 06, 2019)
	4	FORD, Johnny vs South Carolina State (Sep 14, 2019)
Yards Receiving	100	FORD, Johnny vs South Carolina State (Sep 14, 2019)
TD Receptions	2	WILCOX, Mitch vs South Carolina State (Sep 14, 2019)
Long Reception	54	WILCOX, Mitch at Georgia Tech (Sep 06, 2019)
Field Goals	1	WEISS, Coby at Georgia Tech (Sep 06, 2019)
	1	WEISS, Coby vs South Carolina State (Sep 14, 2019)
	1	SHRADER, S vs South Carolina State (Sep 14, 2019)
Long Field Goal	34	SHRADER, S vs South Carolina State (Sep 14, 2019)
Punts	7	SCHNEIDER, T vs Wisconsin (Aug 30, 2019)
	7	SCHNEIDER, T at Georgia Tech (Sep 06, 2019)
Punting Avg	51.6	SCHNEIDER, T at Georgia Tech (Sep 06, 2019)
Long Punt	60	SCHNEIDER, T at Georgia Tech (Sep 06, 2019)
Punts inside 20	3	SCHNEIDER, T vs South Carolina State (Sep 14, 2019)
Long Punt Return	34	SAILS, KJ vs South Carolina State (Sep 14, 2019)
Long Kickoff Return	22	SANDERS, B vs Wisconsin (Aug 30, 2019)
	22	SANDERS, B at Georgia Tech (Sep 06, 2019)
Tackles	15	MACON, Patrick vs Wisconsin (Aug 30, 2019)
Sacks	1.0	MACON, Patrick vs Wisconsin (Aug 30, 2019)
	1.0	REAVES, Greg vs Wisconsin (Aug 30, 2019)
	1.0	LIVINGSTONE, K vs Wisconsin (Aug 30, 2019)
	1.0	YATES, Rashawn at Georgia Tech (Sep 06, 2019)
	1.0	JONES, Tyrik at Georgia Tech (Sep 06, 2019)
	1.0	SANDERS, B vs South Carolina State (Sep 14, 2019)
	1.0	BELLAMY, D vs South Carolina State (Sep 14, 2019)
	1.0	NORRIS, Brian vs South Carolina State (Sep 14, 2019)
Tackles For Loss	4.0	MACON, Patrick vs Wisconsin (Aug 30, 2019)
Interceptions	1	SAILS, KJ at Georgia Tech (Sep 06, 2019)
	1	ROBERTS, Nick vs South Carolina State (Sep 14, 2019)
	1	NICHOLS, Brock vs South Carolina State (Sep 14, 2019)
	1	DAVIS, Vincent vs South Carolina State (Sep 14, 2019)

The Automated ScoreBook
 USF Game Superlatives (as of Sep 17, 2019)
 All games

TEAM GAME HIGHS

Rushes	40	vs South Carolina State (Sep 14, 2019)
Yards Rushing	218	vs South Carolina State (Sep 14, 2019)
Yards Per Rush	5.4	vs South Carolina State (Sep 14, 2019)
TD Rushes	3	vs South Carolina State (Sep 14, 2019)
Pass attempts	33	vs Wisconsin (Aug 30, 2019)
	33	vs South Carolina State (Sep 14, 2019)
Pass completions	18	vs South Carolina State (Sep 14, 2019)
Yards Passing	241	vs South Carolina State (Sep 14, 2019)
Yards Per Pass	7.3	vs South Carolina State (Sep 14, 2019)
TD Passes	4	vs South Carolina State (Sep 14, 2019)
Total Plays	73	vs South Carolina State (Sep 14, 2019)
Total Offense	459	vs South Carolina State (Sep 14, 2019)
Yards Per Play	6.3	vs South Carolina State (Sep 14, 2019)
Points	55	vs South Carolina State (Sep 14, 2019)
Sacks By	3	vs Wisconsin (Aug 30, 2019)
	3	vs South Carolina State (Sep 14, 2019)
First Downs	18	vs South Carolina State (Sep 14, 2019)
Penalties	9	vs Wisconsin (Aug 30, 2019)
	9	at Georgia Tech (Sep 06, 2019)
Penalty Yards	95	at Georgia Tech (Sep 06, 2019)
Turnovers	3	vs Wisconsin (Aug 30, 2019)
Interceptions By	3	vs South Carolina State (Sep 14, 2019)
Punts	8	vs Wisconsin (Aug 30, 2019)
Punting Avg	51.6	at Georgia Tech (Sep 06, 2019)
Long Punt	60	at Georgia Tech (Sep 06, 2019)
Punts inside 20	3	vs South Carolina State (Sep 14, 2019)
Long Punt Return	34	vs South Carolina State (Sep 14, 2019)

The Automated ScoreBook
 USF Game Superlatives (as of Sep 17, 2019)
 All games

OPPONENT INDIVIDUAL GAME HIGHS

Rushes	20	Mason, J., at Georgia Tech (Sep 06, 2019)
Yards Rushing	135	Taylor, J., vs Wisconsin (Aug 30, 2019)
TD Rushes	2	Taylor, J., vs Wisconsin (Aug 30, 2019)
Long Rush	38	Taylor, J., vs Wisconsin (Aug 30, 2019)
Pass attempts	26	Coan, Jack, vs Wisconsin (Aug 30, 2019)
Pass completions	19	Coan, Jack, vs Wisconsin (Aug 30, 2019)
Yards Passing	201	Coan, Jack, vs Wisconsin (Aug 30, 2019)
TD Passes	2	Coan, Jack, vs Wisconsin (Aug 30, 2019)
Long Pass	36	Coan, Jack, vs Wisconsin (Aug 30, 2019)
Receptions	6	BURROUGHS,De'Mo, vs South Carolina State (Sep 14, 2019)
Yards Receiving	108	BURROUGHS,De'Mo, vs South Carolina State (Sep 14, 2019)
TD Receptions	2	Taylor, J., vs Wisconsin (Aug 30, 2019)
Long Reception	36	Taylor, J., vs Wisconsin (Aug 30, 2019)
Field Goals	1	BREDSSEN,Dillon, vs South Carolina State (Sep 14, 2019)
Long Field Goal	25	BREDSSEN,Dillon, vs South Carolina State (Sep 14, 2019)
Punts	6	Harvin, P., at Georgia Tech (Sep 06, 2019)
Punting Avg	41.3	Harvin, P., at Georgia Tech (Sep 06, 2019)
Long Punt	59	Lotti, Anthony, vs Wisconsin (Aug 30, 2019)
Punts inside 20	4	Harvin, P., at Georgia Tech (Sep 06, 2019)
Long Punt Return	41	Dunn, Jack, vs Wisconsin (Aug 30, 2019)
Long Kickoff Return	23	Cruickshank, A., vs Wisconsin (Aug 30, 2019)
Tackles	9	Thomas, C., at Georgia Tech (Sep 06, 2019)
Sacks	2.0	Thomas, C., at Georgia Tech (Sep 06, 2019)
Tackles For Loss	2.0	Thomas, C., at Georgia Tech (Sep 06, 2019)
	2.0	Carpenter, T., at Georgia Tech (Sep 06, 2019)
	2.0	Jackson, Q., at Georgia Tech (Sep 06, 2019)
	2.0	DAVIS, BJ, vs South Carolina State (Sep 14, 2019)
Interceptions	1	Burrell, Eric, vs Wisconsin (Aug 30, 2019)
	1	Wilder, Collin, vs Wisconsin (Aug 30, 2019)

The Automated ScoreBook
 USF Game Superlatives (as of Sep 17, 2019)
 All games

OPPONENT TEAM GAME HIGHS

Rushes	49	at Georgia Tech (Sep 06, 2019)
Yards Rushing	234	vs Wisconsin (Aug 30, 2019)
Yards Per Rush	5.4	vs Wisconsin (Aug 30, 2019)
TD Rushes	4	vs Wisconsin (Aug 30, 2019)
Pass attempts	42	vs South Carolina State (Sep 14, 2019)
Pass completions	19	vs Wisconsin (Aug 30, 2019)
Yards Passing	283	vs South Carolina State (Sep 14, 2019)
Yards Per Pass	7.7	vs Wisconsin (Aug 30, 2019)
TD Passes	2	vs Wisconsin (Aug 30, 2019)
Total Plays	87	vs South Carolina State (Sep 14, 2019)
Total Offense	435	vs Wisconsin (Aug 30, 2019)
Yards Per Play	6.3	vs Wisconsin (Aug 30, 2019)
Points	49	vs Wisconsin (Aug 30, 2019)
Sacks By	4	vs Wisconsin (Aug 30, 2019)
	4	at Georgia Tech (Sep 06, 2019)
First Downs	22	vs Wisconsin (Aug 30, 2019)
Penalties	4	vs Wisconsin (Aug 30, 2019)
Penalty Yards	40	vs Wisconsin (Aug 30, 2019)
Turnovers	8	vs South Carolina State (Sep 14, 2019)
Interceptions By	2	vs Wisconsin (Aug 30, 2019)
Punts	6	at Georgia Tech (Sep 06, 2019)
Punting Avg	41.3	at Georgia Tech (Sep 06, 2019)
Long Punt	59	vs Wisconsin (Aug 30, 2019)
Punts inside 20	4	at Georgia Tech (Sep 06, 2019)
Long Punt Return	41	vs Wisconsin (Aug 30, 2019)

The Automated ScoreBook
 USF Red-Zone Results (as of Sep 17, 2019)
 All games

USF Inside Opponent Red-Zone

Date	Opponent	Score	Times In RZ	Times Scored	Total Pts	Rush TDs	Pass TDs	FGs Made	Failed to score inside RZ						
									FGA	Down	Int	Fumb	Half	Game	
Aug 30, 2019	WISCONSIN	L 0-49	1	0	0	0	0	0	1	0	0	0	0	0	0
Sep 06, 2019	at Georgia Tech	L 10-14	3	2	10	1	0	1	0	0	0	1	0	0	0
Sep 14, 2019	SOUTH CAROLINA STATE	W 55-16	8	7	41	5	2	3	0	0	0	0	0	1	0
Totals			12	9	51	6	2	4	1	0	0	1	1	1	0

9 of 12 (75.0%)

Opponents Inside USF Red-Zone

Date	Opponent	Score	Times In RZ	Times Scored	Total Pts	Rush TDs	Pass TDs	FGs Made	Failed to score inside RZ						
									FGA	Down	Int	Fumb	Half	Game	
Aug 30, 2019	WISCONSIN	L 0-49	3	2	14	2	1	1	1	0	0	0	0	0	0
Sep 06, 2019	at Georgia Tech	L 10-14	2	2	14	2	2	0	0	0	0	0	0	0	0
Sep 14, 2019	SOUTH CAROLINA STATE	W 55-16	4	2	9	1	1	0	0	0	1	1	0	0	0
Totals			9	6	37	5	4	1	1	0	1	1	0	0	0

6 of 9 (66.7%)

The Automated ScoreBook
USF By-Quarter Statistics (as of Sep 17, 2019)
All games

3rd-Down Conversions

Date	Opponent	Score	Overall	1st Qtr	2nd Qtr	3rd Qtr	4th Qtr	Overtime
Aug 30, 2019	WISCONSIN	L 0-49	3-14 21.4	2-4 50.0	1-3 33.3	0-5 0.0	0-2 0.0	
Sep 06, 2019	at Georgia Tech	L 10-14	4-15 26.7	1-4 25.0	1-4 25.0	1-4 25.0	1-3 33.3	
Sep 14, 2019	SOUTH CAROLINA STATE	W 55-16	7-16 43.8	1-4 25.0	2-4 50.0	1-3 33.3	3-5 60.0	
	USF		14-45 31.1	4-12 33.3	4-11 36.4	2-12 16.7	4-10 40.0	0-0 0.0
	Opponents		22-50 44.0	6-14 42.9	6-13 46.2	7-14 50.0	3-9 33.3	0-0 0.0

4th-Down Conversions

Date	Opponent	Score	Overall	1st Qtr	2nd Qtr	3rd Qtr	4th Qtr	Overtime
Aug 30, 2019	WISCONSIN	L 0-49	0-2 0.0	0-0 0.0	0-0 0.0	0-2 0.0	0-0 0.0	
Sep 06, 2019	at Georgia Tech	L 10-14	2-2 100.0	1-1 100.0	0-0 0.0	1-1 100.0	0-0 0.0	
Sep 14, 2019	SOUTH CAROLINA STATE	W 55-16	0-0 0.0	0-0 0.0	0-0 0.0	0-0 0.0	0-0 0.0	
	USF		2-4 50.0	1-1 100.0	0-0 0.0	1-3 33.3	0-0 0.0	0-0 0.0
	Opponents		2-2 100.0	1-1 100.0	1-1 100.0	0-0 0.0	0-0 0.0	0-0 0.0

Time of Possession

Date	Opponent	Score	Overall	1st Qtr	2nd Qtr	3rd Qtr	4th Qtr	Overtime
Aug 30, 2019	WISCONSIN	L 0-49	25:00	5:34	6:08	6:27	6:51	
Sep 06, 2019	at Georgia Tech	L 10-14	27:25	7:25	5:57	9:33	4:30	
Sep 14, 2019	SOUTH CAROLINA STATE	W 55-16	25:17	7:20	4:54	5:50	7:13	
	USF	Total	77:42	20:19	16:59	21:50	18:34	0:00
		Avg.	25:54	6:46	5:39	7:16	6:11	0:00
	Opponents	Total	102:18	24:41	28:01	23:10	26:26	0:00
		Avg.	34:06	8:13	9:20	7:43	8:48	0:00