

#PONYUP, #PONYUPDALLAS
 @SMUMUSTANGS, @SMU_FOOTBALL & @COACHDYKES
 /SMUMUSTANGS & /SMUFOOTBALL
 @SMU.MUSTANGS & @SMUFB



FOOTBALL

GAME 5 2019 GAME NOTES



[RV/RV] SMU MUSTANGS

4-0, 0-0 AMERICAN

AT



SOUTH FLORIDA BULLS

1-2, 0-0 AMERICAN

SATURDAY, SEPT. 28, 2019 ■ 3 P.M. CT ■ TAMPA, FLA.
 RAYMOND JAMES STADIUM (65.857) ■ TV: ESPNU/WATCH ESPN

SERIES: Fifth Meeting (USF leads 3-1)
TV: ESPNU/WATCH ESPN
 Anish Shroff (PxP), Ahmad Brooks (Analyst), Kris Budden (Sideline)
RADIO: SMU Radio Network (KTCK 1310 AM / 96.7 FM)
 Available on the TuneIn App (Search SMU) / SMU Mobile App
 Rich Phillips (PxP), Scott Garner (Analyst), Steve Lansdale (Sideline)
MOBILE APP: SMUMustangs.com/app

SETTING THE SCENE

- The Mustangs take a perfect 4-0 non-conference record into American Athletic Conference play when they face USF in Tampa Saturday at 3 p.m. CT on ESPNU.
- SMU defeated No. 25 TCU, 41-38, for the first time since 2011 in the Battle for the Iron Skillet. The win gave the Mustangs their first 4-0 start since the 1984 season, and put SMU in position to start 5-0 for the first time since 1983.
- The Mustangs are receiving votes for the second consecutive week in the Coaches Poll (28th, 63), and are now receiving votes in the AP Poll (29th, 55). Sitting just outside the top 25 in each poll, SMU is looking for its first national ranking since the 1986 season.
- Xavier Jones ranks second nationally in rushing touchdowns (8) and total touchdowns (9) and fourth in scoring (13.5), while Reggie Roberson, Jr. ranks fifth in receiving yards (464) and seventh in receiving yards per game (116.0). Defensively, Patrick Nelson is fourth in sacks (1.38) and Delontae Scott ranks seventh in tackles for loss (1.9). All numbers lead the conference.
- Six Mustangs have been named to Watch Lists to open the 2019 season, including James Proche, who earned a spot on the Maxwell, Biletnikoff, Paul Hornung and Earl Campbell Tyler Rose Lists. Reggie Roberson Jr. (Biletnikoff, Earl Campbell Tyler Rose) joins him on a pair, while Xavier Jones (Doak Walker), Tyler Page (Wuerffel), Demerick Gary (AFCA Good Works) and Shane Buechele (Earl Campbell Tyler Rose) also earned mentions.

THE SERIES

Saturday's meeting will be the fifth between the Mustangs and Bulls. SMU trails the all-time series 3-1 with USF winning the last three. The Mustangs won the first match-up, 16-6, in Tampa in 2013.

ABOUT THE BULLS

USF is 1-2 entering Saturday's game. After starting the season 0-2, including a loss to No. 19/17 Wisconsin, the Bulls defeated South Carolina State at home in week three and were off last weekend. USF went 7-5 in 2018 with an appearance in the Bad Boy Mowers Gasparilla Bowl.

THE COACHES

- Sonny Dykes is in his second season as head coach of the Mustangs and has a 9-8 record on the Hilltop. In his first season, SMU boasted one of the most explosive offenses in school history and a vastly-improved defense. The season included his first win as SMU head coach, a 31-30 overtime victory over Navy at home, and a 45-31 win over then-No. 17 Houston at Ford Stadium. Dykes' career record stands at 50-53.
- Charlie Strong is in his third season as head coach at USF and has an 18-10 record with the Bulls. He's taken USF to a pair of bowl games, including a win in the 2017 Birmingham Bowl.

SMU MUSTANGS

2019 SCHEDULE

8/31	at Arkansas State (ESPN+)	W, 37-30
9/7	NORTH TEXAS (ESPN3)	W, 49-27
9/14	TEXAS STATE (ESPN3)	W, 47-17
9/21	at [25/rv] TCU (FS1)	W, 41-38
9/28	at USF * (ESPNU)	3 p.m.
10/5	TULSA * (ESPNU)	6:30 p.m.
10/19	TEMPLE *	TBD
10/24	at Houston * (ESPN)	6:30 p.m.
11/2	at [rv/rv] Memphis *	TBD
11/9	ECU *	TBD
11/23	at [-rv] Navy * (CBSSN)	2:30 p.m.
11/30	[rv/rv] TULANE *	TBD

HOME | Away | * Conference game | All Times Central | Rankings: AP/Coaches

2019 TEAM LEADERS

PASSING	G	CMP-ATT-I	PCT	YDS	TD	AVG/G
BUECHELE, Shane	4	88-132-4	66.7	1159	7	289.8

RUSHING	G	ATT	NET	AVG	TD	AVG/G
JONES, Xavier	4	73	370	5.1	8	92.5
FREEMAN, Ke'Mon	4	58	214	3.7	2	53.5
McDANIEL, TJ	2	13	166	12.8	3	83.0
BUECHELE, Shane	4	19	63	3.3	1	15.8

RECEIVING	G	No.	Yds	AVG	TD	AVG/G
PROCHE, James	4	27	280	10.4	3	70.0
ROBERSON JR., R.	4	25	464	18.6	2	116.0
GRANSON, Kylan	4	12	220	18.3	1	55.0
GAILLIARD, Myron	4	10	96	9.6	0	24.0

TACKLES	G	Tkls	TFL	Sacks	Int	BRUP	QBH	FF
NELSON, Patrick	4	27	5.5	5.5	1	1	1	-
ROBINSON, Delano	3	21	1.5	1.5	-	1	1	-
MCBRIDE, Richard	4	20	1.0	1.0	-	1	-	1
CLEMONS, Rodney	4	18	0.5	-	1	2	-	-
SCOTT, Delontae	4	16	7.5	2.5	-	-	-	1

USF BULLS

2019 SCHEDULE

8/30	[19/17] WISCONSIN	L, 49-0
9/7	at Georgia Tech	L, 14-10
9/14	SOUTH CAROLINA STATE	W, 55-16
9/28	SMU *	3 p.m.
10/5	at UConn *	6 p.m.
10/12	BYU	TBD
10/19	at Navy *	2:30 p.m.
10/26	at ECU *	TBD
11/7	TEMPLE *	7 p.m.
11/16	CINCINNATI *	TBD
11/23	MEMPHIS *	TBD
11/30	at UCF *	TBD

HOME | Away | * Conference game | All Times Central | Rankings: AP/Coaches

2019 TEAM LEADERS

PASSING	G	CMP-ATT-I	PCT	YDS	TD	AVG/G
BARNETT, Blake	3	27-56-2	48.2	212	1	70.7
McCLOUD, Jordan	3	23-35-0	65.7	329	4	109.7

RUSHING	G	ATT	NET	AVG	TD	AVG/G
McCLOUD, Jordan	3	19	85	4.5	2	28.3
JOINER, Kelley	2	13	64	4.9	0	32.0
CRONKRITE, Jordan	3	25	47	1.9	0	15.7

RECEIVING	G	No.	Yds	AVG	TD	AVG/G
FORD, Johnny	2	8	123	15.4	2	61.5
WILCOX, Mitch	3	6	101	16.8	2	33.7
ST. FELIX, Randall	3	6	59	9.8	0	19.7

TACKLES	G	Tkls	TFL	Sacks	Int	BRUP	QBH	FF
MAGON, Patrick	3	21	5.0	1.0	-	1	-	1
STUDSTILL, Devin	3	16	2.5	-	-	-	-	-
REAVES, Greg	3	16	2.5	1.0	-	1	-	1
ROBERTS, Nick	3	15	1.0	-	1	1	-	1
BOYLES, Dwayne	3	14	2.5	-	-	1	1	-

LAST TIME VS. USF

DALLAS (AP) -- Quinton Flowers passed for 195 yards and three touchdowns, rushed for 142 yards, and South Florida tied a program record for wins with a 35-27 victory over SMU on Nov. 19, 2016.

South Florida (9-2, 6-1 American) held off a late charge from the Mustangs, who turned it over on downs with 1:25 left to play. SMU had fourth-and-1 at the Bulls 14, but Braeden West, who carried 29 times for 120 yards, was stopped short of the line to gain.

Flowers threw touchdown passes of 77 and 65 yards on the Bulls' first plays of the first and second halves, respectively. His 77-yard hookup with Marquez Valdes-Scantling was on the game's opening play, and the 65-yard connection to Tyrell McCants gave South Florida a 28-14 lead with 13:40 left in the third quarter.

McCants finished with three catches for 105 yards and two scores.

Courtland Sutton set a program single-game record with 252 yards receiving for SMU (5-6, 3-4). He caught 13 passes, two for touchdowns.

Scores by Quarter:

USF	14	7	7	7	35
SMU	7	7	10	3	27

Scoring Summary:

Qtr	Time	Scoring play
1st	14:44	USF - SCANTLING, M. 77 yd pass from FLOWERS, Q. (BEHR, B. kick)
	12:09	SMU - SUTTON, C. 8 yd pass from HICKS, B. (WILLIAMS, J. kick)
	10:08	USF - MACK, M. 60 yd run (BEHR, B. kick)
2nd	5:50	SMU - PROCHE, J. 43 yd pass from FREEMAN, K. (WILLIAMS, J. kick)
	2:21	USF - MCCANTS, T. 28 yd pass from FLOWERS, Q. (BEHR, B. kick)
3rd	13:40	USF - MCCANTS, T. 65 yd pass from FLOWERS, Q. (BEHR, B. kick)
	2:15	SMU - SUTTON, C. 54 yd pass from HICKS, B. (WILLIAMS, J. kick)
	0:48	SMU - WILLIAMS, J. 24 yd field goal
4th	13:09	USF - JOHNSON, D. 9 yd run (BEHR, B. kick)
	9:19	SMU - WILLIAMS, J. 21 yd field goal

	USF	SMU
FIRST DOWNS	16	28
RUSHES-YARDS (NET)	43-278	47-155
PASSING YDS (NET)	195	423
Passes Att-Comp-Int	15-7-1	42-26-2
TOTAL OFFENSE PLAYS-YARDS	58-473	89-578
Fumble Returns-Yards	0-0	1-5
Punt Returns-Yards	2-18	1-2
Kickoff Returns-Yards	6-134	6-91
Interception Returns-Yards	2-24	1-4
Punts (Number-Avg)	8-39.1	6-39.8
Fumbles-Lost	1-1	2-1
Penalties-Yards	7-55	4-24
Possession Time	23:49	36:11
Third-Down Conversions	2 of 12	8 of 17
Fourth-Down Conversions	1 of 1	0 of 1
Red-Zone Scores-Chances	1-1	3-5
Sacks By: Number-Yards	2-16	0-0

RUSHING: USF-FLOWERS, Quint 16-142; MACK, Marlon 18-129; JOHNSON, D'Erne 7-11; TEAM 2-minus 4. SMU-WEST, Braeden 29-120; FREEMAN, Ke'Mon 15-49; HICKS, Ben 3-minus 14.

PASSING: USF-FLOWERS, Quint 7-15-1-195. SMU-HICKS, Ben 25-41-2-380; FREEMAN, Ke'Mon 1-1-0-43.

RECEIVING: USF-MCCANTS, Tyre 3-105; SCANTLING, Marq 2-84; ADAMS, Rodney 2-6. SMU-SUTTON, Courtland 13-252; CASTILLE, Xavier 5-61; PROCHE, James 3-71; WEST, Braeden 2-17; FREEMAN, Ke'Mon 2-14; WALKER, Shelby 1-8.

ALL-TIME VS. USF [1-3]

Year	W	L	T
2013			16-6
2014*		L	13-14
2015		L	14-38
2016*		L	27-35

*Indicates SMU home game

QUICK HITS

- James Proche, Shane Buechele, Richard Moore and Rodney Clemons were voted captains for the 2019 season.
- The Mustangs had three takeaways (3 fumbles) in Saturday's win giving them a takeaway in 15 straight games (30 total) with multiple takeaways in nine of those games, tied for the fourth-longest active streak in the FBS.
- Shane Buechele and Delano Robinson were named to the AAC Weekly Honor Roll after Saturday's win. Buechele threw for 282 yards and two TDs, while Robinson had eight tackles, 1.5 sacks and a pass breakup.
- Luke Hogan (38 yards) and Russell Roberts (32 yards) both connected on their first fields goals as Mustangs in Saturday's win.
- SMU is 4-1 in its last five road games, and 9-4 in their last 13 games overall.
- The Mustangs rank 17th in the FBS in total offense (514.0).
- SMU's third down conversion percentage is 50% (18th nationally), compared to 33% (119th nationally) to finish the 2018 season.
- Rodney Clemons has started 41 consecutive games, tied for the fourth longest streak nationally (44 - Ethan Reed, OL, Louisiana Tech; 43 - 4 tied; 42 - 4 tied).

HOT START

Not only is SMU 4-0 to start the season for the first time since 1984, but the Mustangs have outscored opponents 49-17 and outgained them 595-174 in the first quarter this season. At the half, SMU has outscored opponents 88-43 and outgained them 1,040-528.

In the win at No. 25 TCU, SMU's 31 points at half were the most allowed by TCU since 2017 at No. 5 Oklahoma.

WHAT A RUSH

The Mustangs have registered 15 rushing touchdowns in 2019 after just 17 during the 2018 season. In the win over No. 25 TCU, three different Mustangs accounted for the three rushing TDs (X. Jones, Buechele, Freeman).

In week three, SMU registered 56 carries for 390 yards (14th most in a game for SMU) and five rushing TDs in the win over Texas State, giving the Mustangs the most rushing yards since the 467 total against TCU on Sept. 28, 1985. It was also the most rushing TDs since the five at Connecticut in 2018.

TJ McDaniel posted 159 yards off eight carries and three TDs to become the first Mustang with 150+ yards and 3 TDs in his SMU debut. He was the third freshman in school history to accomplish the feat, and ninth player (10th time) overall to post the numbers.

In addition to McDaniel, Xavier Jones also had 108 yards in the game, giving SMU two 100-yard rushers for the first time since the game at UConn in 2018.

STREAKING

With the win over No. 25 TCU, SMU has its first five-game, non-conference winning streak since 1984-85. The 1984 season was also the last time SMU went perfect in regular season, non-conference action and 1950 was the last time the Mustangs went 4-0 or better in regular season, non-conference action.

The Mustangs have won two straight road games and four of the last five, the last time the Mustangs won at least three in a row was four straight from 1984-85.

CLUB TAKEAWAY

The Mustang defense has eight takeaways this season, giving them at least one takeaway in 15 straight games (30 total). In nine of those games, SMU has had multiple takeaways. The total is currently tied for the fourth longest streak in the nation.

The three fumble recoveries on Saturday were the most since SMU had three against Navy on Sept. 22, 2018.

Overall, the Mustangs are +2 in turnover margin this season, only having lost the turnover battle in the game against Texas State. Outside of that game, SMU has only had a single turnover in each game this season.

DYNAMIC DUO

The receiving duo of James Proche and Reggie Roberson, Jr. has a combined 16 100-yard receiving games in its career, the most of any duo on a team in The American. In 2019, the pair has already posted three 100-yard games (Proche vs. UNT; Roberson Jr. at Arkansas State, at TCU).

Roberson Jr. currently leads the AAC in receiving yards (464), while Proche is second in receptions per game (6.8).

GETTING DEFENSIVE

The Mustangs had 3.0 sacks on Saturday, giving them 15 for 122 yards for the season. The number leads the conference. SMU had 25 in 2018.

In his first start as a Mustang, Richard McBryde had a team- and career-high 10 tackles and added a forced fumble.

AAC Weekly Honor Roll member Delano Robinson had eight tackles, 1.5 sacks (first career) and added a pass breakup Saturday.

Patrick Nelson had a half-sack against TCU, giving him 5.5 on the season, all posted in the last three games.

Ar'mani Johnson (3 PBU), Toby Ndukwe (FR) and Turner Coxe (6 TKLS) all had career days Saturday.

MEDIA INFORMATION

For all media information, including credential application information and more, visit:

SMUMUSTANGS.COM/MEDIA

SMU ATHLETICS PUBLIC RELATIONS

Lindsey Olsen: Associate Director/Football Contact
Office: 214-768-4970/Cell: 847-344-0389
E-mail: lmolsen@smu.edu

Brad Sutton: Sr. Associate A.D.
Office: 214-768-1651/Cell: 214-914-8705
E-mail: bsutton@smu.edu

Herman Hudson: Director
Office: 214-768-1304/Cell: 214-924-0358
E-mail: hermanh@smu.edu

Main Public Relations Office: 214-768-2883
Ford Stadium Press Box: 214-768-7730
Athletics Website: SMUMustangs.com
Twitter: @SMUMustangs, @SMU_Football
Facebook: /SMUMustangs, /SMUFootball
Instagram: @SMU.Mustangs, @smufb

The Official Mobile App of the Mustangs is now available. Download the app & set your notification preferences for your favorite teams.

SMUMUSTANGS.COM/APP

POSTGAME PROCEDURES

The SMU locker room will be closed to the media. After a brief cooling down period, SMU Head Coach Sonny Dykes and key Mustang players in the game will be available to the media.

WEB SITE/E-MAIL

All SMU notes, releases, rosters and stats can be accessed at SMUMustangs.com. If you wish to be added to the e-mail distribution list, please email athleticscredentials@smu.edu.

collegepressbox.com

CollegePressBox.com is the official media website for Division I football. Access and download weekly game notes, quotes, statistics, media guides, headshots, logos and more for each conference and its member schools. Register for access at collegepressbox.com/register.

SMU'S RECORD WHEN...

	Overall		AAC	
	W	L	W	L
Record	4	0	0	0
Home	2	0	0	0
Road	2	0	0	0
Neutral	0	0	0	0
Overtime	0	0	0	0
Night Game (6pm)	3	0	0	0
Day Game	1	0	0	0
Grass	1	0	0	0
Turf	3	0	0	0
Scores First	3	0	0	0
Opponent Scores First	1	0	0	0
Leads after 1st Qtr.	3	0	0	0
Trails 1st Qtr.	1	0	0	0
Tied after 1st Qtr.	0	0	0	0
Leads at half	4	0	0	0
Trails at half	0	0	0	0
Tied at half	0	0	0	0
Leads after 3rd Qtr.	4	0	0	0
Trails after 3rd Qtr.	0	0	0	0
Tied after 3rd Qtr.	0	0	0	0
Scores less than 10	0	0	0	0
Scores 10-19	0	0	0	0
Scores 20-29	0	0	0	0
Scores 30-39	1	0	0	0
Scores 40+	3	0	0	0
Opp. Scores less than 10	0	0	0	0
Opp. Scores 10-19	1	0	0	0
Opp. Scores 20-29	1	0	0	0
Opp. Scores 30-39	2	0	0	0
Opp. Scores 40+	0	0	0	0
Margin is 3 pts or less	1	0	0	0
Margin is 7 pts or less	1	0	0	0
Margin is 8-14 pts	0	0	0	0
Margin is 15-20 pts	0	0	0	0
Margin is 21+ pts	2	0	0	0
Has 0 turnovers	0	0	0	0
Has 1-2 turnovers	3	0	0	0
Has 3+ turnovers	1	0	0	0
Opp. Has 0 turnovers	0	0	0	0
Opp. has 1-2 turnovers	2	0	0	0
Opp. has 3+ turnovers	2	0	0	0
Positive TO margin	2	0	0	0
Negative TO margin	1	0	0	0
TOs are even	1	0	0	0
Less than 300 total yards	0	0	0	0
300-399 total yards	0	0	0	0
400+ total yards	4	0	0	0
Opp. has less than 300 total yards	1	0	0	0
Opp. has 300-399 total yards	1	0	0	0
Opp. has 400+ total yards	2	0	0	0
More total yards	3	0	0	0
Less total yards	1	0	0	0
Has less than 100 yds rushing	0	0	0	0
Has 100+ yds rushing	4	0	0	0
Opp. has less than 100 yds rushing	2	0	0	0
Opp. has 100+ yds rushing	2	0	0	0
Has less than 200 yds passing	0	0	0	0
Has 200-299 yds passing	3	0	0	0
Has 300+ yds passing	1	0	0	0
Opp. has less than 200 yds passing	2	0	0	0
Opp. has 200-299 yds passing	1	0	0	0
Opp. has 300+ yds passing	1	0	0	0
Plays AP ranked opp.	1	0	0	0
Plays opponent receiving votes	0	0	0	0
Has player with 100+ yds rushing	2	0	0	0
Opp. has player with 100+ yds rushing	2	0	0	0
Has player with 100+ yds receiving	3	0	0	0
Opp. has player with 100+ yds receiving	1	0	0	0
Has player with 300+ yds passing	1	0	0	0
Opp. has player with 300+ yds passing	1	0	0	0

MUSTANG NATIONAL RANKINGS

TEAM	NCAA	AAC	Avg./#
3rd Down Conversion Pct	18	2	0.500
3rd Down Conversion Pct Def	41	6	0.323
4th Down Conversion Pct	89	11	0.400
4th Down Conversion Pct Def	30	3	0.333
Blocked Kicks Allowed	123	11	2
Blocked Punts Allowed	1	1	0
Completion Percentage	35	3	0.669
Fewest Penalties	46	4	21
Fewest Penalties Per Game	28	2	5.25
Fewest Penalty Yards	60	5	202
Fewest Penalty Yards Per Game	45	3	50.50
First Downs Defense	92	11	84
First Downs Offense	25	3	93
Fumbles Lost	34	2	2
Fumbles Recovered	8	2	5
Kickoff Return Defense	22	4	15.87
Kickoff Returns	18	2	26.75
Net Punting	105	10	36.07
Passes Had Intercepted	91	10	4
Passes Intercepted	46	3	3
Passing Offense	26	3	297.3
Passing Yards Allowed	72	11	230.5
Passing Yards per Completion	36	4	13.36
Punt Return Defense	99	10	11.00
Punt Returns	72	8	6.86
Red Zone Defense	97	9	0.882
Red Zone Offense	101	9	0.769
Rushing Defense	58	7	138.5
Rushing Offense	35	6	216.8
Sacks Allowed	16	1	1.00
Scoring Defense	80	10	28.0
Scoring Offense	16	2	43.5
Tackles for Loss Allowed	39	2	4.75
Team Passing Efficiency	42	4	153.37
Team Passing Efficiency Def	47	8	123.63
Team Sacks	9	1	3.75
Team Tackles for Loss	35	6	7.0
Time of Possession	60	6	30:19
Total Defense	65	10	369.0
Total Offense	17	2	514.0
Turnover Margin	31	3	0.50
Turnovers Gained	19	2	8
Turnovers Lost	74	10	6
Winning Percentage	1	1	1.000

INDIVIDUAL	NCAA	AAC	Avg./#
Category (#)			
All Purpose			
Reggie Roberson, Jr.	47	4	116.25
Xavier Jones	92	9	101.25
James Proche	194	18	80.50
Combined Kick Returns			
CJ Sanders	8	1	289
James Proche	193	16	42
Completion Percentage			
Shane Buechele	37	2	0.667
Completions Per Game			
Shane Buechele	29	2	22.00
Field Goals Per Game			
Luke Hogan	112	10	0.33
Russell Roberts	123	14	0.25
Fumbles Recovered			
Demerick Gary	20	3	1
Will Jones	20	3	1
Toby Ndukwe	20	3	1
Patrick Nelson	20	3	1
Nelson Paul	20	3	1
Interceptions Per Game			
Terrance Newman	139	17	0.3
Rodney Clemons	139	17	0.3
Patrick Nelson	139	17	0.3
Kickoff Return TDs			
CJ Sanders	2	1	1
Kickoff Returns			
CJ Sanders	15	2	28.9
Passes Defended			
Brandon Stephens	16	1	1.5
Passing Efficiency			
Shane Buechele	45	3	151.9
Passing TDs			
Shane Buechele	36	3	7
Passing Yards			
Shane Buechele	12	1	1,159
Passing Yards Per Game			
Shane Buechele	18	2	289.8
Passing Yards per Completion			
Shane Buechele	39	5	13.17
Points Responsible For			
Xavier Jones	31	4	54
Shane Buechele	46	6	50
Points Responsible For Per Game			
Xavier Jones	50	5	13.5
Shane Buechele	60	7	12.5
Punt Returns			
James Proche	45	6	7.0
Receiving TDs			
James Proche	35	2	3
Reggie Roberson, Jr.	82	5	2
Receiving Yards			
Reggie Roberson, Jr.	5	1	464
James Proche	60	7	280
Kylen Granson	117	11	220
Receiving Yards Per Game			
Reggie Roberson, Jr.	7	1	116.0
James Proche	78	9	70.0
Kylen Granson	144	15	55.0
Receptions Per Game			
James Proche	15	2	6.8
Reggie Roberson, Jr.	28	4	6.3
Rush Yards Per Carry			
Xavier Jones	82	10	5.07
Ke'Mon Freeman	149	16	3.69
Rushing TDs			
Xavier Jones	2	1	8
TJ McDaniel	55	7	3
Rushing Yards			
Xavier Jones	25	1	370
Ke'Mon Freeman	117	11	214
TJ McDaniel	175	20	166
Rushing Yards Per Game			
Xavier Jones	32	2	92.5
Ke'Mon Freeman	149	16	53.5
Sacks			
Patrick Nelson	4	1	1.38
Delontae Scott	96	10	0.63
Demerick Gary	115	11	0.50
Delano Robinson	115	11	0.50
Scoring			
Xavier Jones	4	2	13.5
Solo Tackles			
Delano Robinson	29	2	5.7
Tackles For Loss			
Delontae Scott	7	1	1.9
Patrick Nelson	48	6	1.4
Total Interceptions			
Rodney Clemons	51	2	1
Patrick Nelson	51	2	1
Terrance Newman	51	2	1
Total Offense			
Shane Buechele	20	2	305.5
Xavier Jones	161	13	92.5
Total Points Scored			
Xavier Jones	2	1	54
Total Tackles			
Delano Robinson	143	6	7.0
Patrick Nelson	177	10	6.8
Richard McBryde	425	38	5.0
Total Touchdowns			
Xavier Jones	2	1	9
TJ McDaniel	105	11	3
James Proche	105	11	3
Yards per Pass Attempt			
Shane Buechele	33	3	8.78
Yards per Reception			
Reggie Roberson, Jr.	54	3	18.56
Kylen Granson	59	4	18.33



THE AMERICAN STANDINGS & SCHEDULE

	League	Overall
West	W-L	W-L
Navy	1-0	2-0
Tulane	1-0	3-1
SMU	0-0	4-0
Memphis	0-0	3-0
Tulsa	0-0	2-2
Houston	0-1	1-3
East		
UCF	0-0	3-1
Temple	0-0	2-1
Cincinnati	0-0	2-1
UConn	0-0	1-2
USF	0-0	1-2
ECU	0-1	2-2

THURSDAY, SEPT. 26

Navy at Memphis * 7 p.m., ESPN

SATURDAY, SEPT. 28

Georgia Tech at Temple 2 p.m., CBSSN
 SMU at USF * 3 p.m., ESPN
 Cincinnati at Marshall 4 p.m., CBSSN on Facebook
 ECU at Old Dominion 5 p.m., ESPN+
 UConn at UCF * 6 p.m., ESPN2
 Houston at North Texas 7 p.m., CBSSN on Facebook

THE AMERICAN BOWL GAMES

FRIDAY, DECEMBER 20

Tropical Smoothie Cafe Frisco Bowl 6:30 p.m., ESPN2

SATURDAY, DECEMBER 21

AutoNation Cure Bowl 1:30 p.m., CBSSN

SATURDAY, DECEMBER 21

Cheribundi Tart Cherry Boca Raton Bowl 2:30 p.m., ABC

MONDAY, DECEMBER 23

Bad Boy Mowers Gasparilla Bowl 1:30 p.m. ESPN

TUESDAY, DECEMBER 24

Hawaii Bowl 7 p.m., ESPN

FRIDAY, DECEMBER 27

Military Bowl 11 a.m., ESPN

THURSDAY, JANUARY 2

Jared Birmingham Bowl 2 p.m., ESPN

All Times Central

FUTURE SCHEDULES

2022

Sept. 10 Lamar
 Sept. 17 at Maryland

2024

Sept. 14 at Vanderbilt

2028

Sept. 9 at Vanderbilt

2029

Sept. 15 Vanderbilt

Dates/Games subject to change

PONYUP, ARLINGTON

Shane Buechele set the record for most passing yards by a Mustang in his first start with 360 in the season-opening win at Arkansas State on Aug. 31. The junior went 30-for-49 with 360 yards. The totals were his second-highest in career attempts and yardage, and third-highest for completions.

In week two, Buechele went 21-31 with 292 passing yards and 3 TD (3rd career 3+ TD game), while adding 24 yards on the ground. The 316 yards of total offense gave him his first consecutive games of 300+ yards.

Week three saw Buechele go 14-for-18 for 219 yards and two TDs in the win over Texas State.

Buechele was named to the AAC Weekly Honor Roll after the win over No. 25 TCU. The junior completed 23 passes for 288 yards and two TDs, while rushing for 30 yards and his fifth-career rushing TD. His 318 yards of total offense gave him his third game this season with 300+.

Among career active FBS leaders, Buechele is eighth in completion percentage (.629), 13th in passing yards per game (214.6) and 19th in passing yards (5,795).

In three seasons at Texas, Buechele threw for 4,636 yards and 30 touchdowns. He set the UT freshman record with 2,958 yards and had the second most TDs as a freshman (21). He was also the first Texas quarterback since 2009 to have at least 2,500 passing yards and 20 touchdowns in a season.

TEXAS TIES

Shane Buechele isn't the only Texas transfer who has found success with the Mustangs. In two seasons on the Hilltop, quarterback Garrett Gilbert ranked second all-time at SMU in 300-yard passing games (9), third in career yardage (6,460) and completions (603) and tied for fifth in touchdown passes (36).

Saturday will also be a reunion for Buechele and USF coach Charlie Strong who were at Texas together in 2016.

THE KING REGGIE

Reggie Roberson, Jr. opened the 2019 season with a career-high 180 yards off 11 receptions to lead the Mustangs over Arkansas State. It was the fifth 100-yard game of his career. In week two, Roberson Jr. tied his career high with a pair of touchdown receptions against North Texas. In week three, he led the Mustangs with four catches for 68 yards.

In week four, Roberson Jr. posted his sixth-career 100-yard receiving game, leading the Mustangs with 122 yards off four catches in the win at TCU.

Roberson, Jr. was second on the team with 52 receptions for 802 yards and six touchdowns in only 10 games last season. At the conference level, Roberson Jr. ranked fourth in receptions per game (5.2) and receiving yards per game (80.2).

He is a member of both the Biletnikoff and Earl Campbell Tyler Rose Award Watch Lists.

SINGLE-GAME RECEIVING YARDS

1	Courtland Sutton, USF, 2016	252
2	Jeremy Johnson, Rutgers, 2013	217
3	Jerry LeVias, vs. N.C. State, 1968	213
4	Aldrick Robinson, at UCF, 2008	210
5	Keenan Holman, Temple, 2013	209
6	Aldrick Robinson, Houston, 2008	186
	Trey Quinn, at Cincinnati, 2017	186
8	James Proche, at Tulsa, 2018	183
9	Aldrick Robinson, at Tulane, 2010	182
10	Reggie Roberson Jr., at Arkansas St, 2019	180

CHANNEL 3

James Proche continues to climb the SMU record books with 27 receptions for 220 yards and three TDs in 2019. The senior is in the top five all-time at SMU for career receiving yards (3,004), receptions (217) and receiving TDs (27). He sits just outside SMU's top 10 with 3,895 career all-purpose yards.

Proche is also the FBS career active leader in receiving yards and is tied in receiving TDs.

2019 Watch Lists

Maxwell Award - College Player of the Year

Biletnikoff Award - Outstanding FBS receiver

Paul Hornung - Demonstrates an extreme, high-level of versatility

Earl Campbell Tyler Rose - Nation's top offensive player with a Texas tie

James Proche led SMU with 93 receptions for 1,199 yards and 12 touchdowns en route to All-American Athletic Conference honors in 2018, and returned in 2019 as the NCAA's FBS active career leader in receiving yards. He led the conference and was in the top 12 nationally in receptions per game, receiving TDs, receiving yards per game and receiving yards.

SMU CAREER RECEIVING YARDS

1	Emmanuel Sanders, 2006-09	3791
2	Aldrick Robinson, 2007-10	3314
3	Courtland Sutton, 2014-17	3220
4	James Proche, 2016-	3004
5	Cole Beasley, 2008-11	2959
6	Darius Johnson, 2009-12	2854
7	Emanuel Tolbert, 1976-79	2784

CAREER RECEPTIONS

1	Emmanuel Sanders, 2006-09	285
2	Cole Beasley, 2008-11	255
3	Jason Wolf, 1989-92	235
4	Darius Johnson, 2009-12	232
5	James Proche, 2016-	217
6	Jeremy Johnson, 2010-13	196
7	Courtland Sutton, 2014-17	195

SMU CAREER RECEIVING TDs

1	Emmanuel Sanders, 2006-09	34
2	Courtland Sutton, 2014-17	31
3	Aldrick Robinson, 2007-10	30
4	James Proche, 2016-	27
5	Emanuel Tolbert, 1976-79	25

SMU SINGLE-SEASON ALL-PURPOSE YARDS

1	Arthur Whittington, 1976	1843
2	Jerry LeVias, 1968	1772
3	Eric Dickerson, 1982	1677
4	Zach Line, 2010	1657
	James Proche, 2018	1657
6	Mike Richardson, 1968	1621
7	Emmanuel Sanders, 2009	1620

X GON' GIVE IT TO YA

Running back Xavier Jones had a career-high tying three rushing touchdowns to open the season against Arkansas State and matched that total in week two against North Texas. His back-to-back performance made him the first Mustang to have 3+ TDs in consecutive games since Zach Line in 2011 (5 vs Northwestern St. 9/17, 3 at Memphis 9/24) and earned him a spot on the Doak Walker Award Watch List and AAC Player of the Week honors.

In the win over TCU, Jones posted his ninth-career game with multiple TDs, his first with a rushing and a receiving TD, and brought his season total to eight rushing TDs. His 30 career rushing TDs now rank him fifth all-time at SMU and tied for seventh among FBS career active leaders, while his 32 TDs overall are eighth among FBS leaders.

Jones also led SMU with 79 yards, bringing his career total to 2,530 good for 10th on the program list and 14th on the NCAA career list.

In 2015, Jones set the freshman record for rushing TDs with 10, and was a member of the Doak Walker Watch List in 2016 and 2018 and the Maxwell Award Watch List in 2018.

SMU CAREER RUSHING TDs

1 Eric Dickerson, 1979-82	47
Zach Line, 2009-12	47
3 Reggie Dupard, 1982-85	41
4 Doak Walker, 1945, 47-49	31
5 Xavier Jones, 2015-	30
6 Ramon Flanigan, 1992-97	27
7 Alvin Maxson, 1971-73	24
8 Kyle Rote, 1948-50	24

SMU CAREER RUSHING YARDS

1 Eric Dickerson, 1979-82	4450
2 Zach Line, 2009-12	4185
3 Reggie Dupard, 1982-85	3772
4 Craig James, 1979-82	3743
5 Jeff Atkins, 1983-86	3260
6 Wayne Morris, 1972-75	3044
7 Keylon Kincade, 2000-03	3038
8 Donte Womack, 1994-97	2790
9 Alvin Maxon, 1971-73	2734
10 Xavier Jones, 2015-	2530

STAY ACTIVE

CJ Sanders joined the Mustangs after three seasons at Notre Dame and is the FBS active leader in combined kick return touchdowns (5) and combined kick return yards (2,813). He ranks second in kickoff returns (104), kickoff return yards (2,506) and kickoff return touchdowns (4).

The redshirt senior wasted no time getting started in 2019, returning his fourth-career kickoff return for a touchdown en route to AAC Special Teams Player of the Week honors. The 98-yard return ties him for the eighth longest at SMU. Overall, Sanders finished with three returns for 133 yards against Arkansas State. In week three, Sanders registered 63 yards off three kick returns, and in week four he added 45 yards off a pair of returns.

Sanders played only four games in 2018 due to an injury and was named a Mayo Clinic Comeback Player of the Year Award Nominee. Ten times during the 2019 college football season, three inspiring student-athletes from all levels of college football, who have overcome injury, illness or other challenges, will be recognized as nominees by a panel of writers, editors and sports information directors from CoSIDA, AP and Touchdown Illustrated.

SMU LONGEST KICKOFF RETURNS

1 Jessie Henderson at Tulane, 2006	100t
Mitchell Price at Baylor, 1986	100t
James Collier vs. Baylor, 1979	100t
Arthur Whittington at Arkansas, 1974	100t
Jerry LeVias vs. Baylor, 1966	100t
Kyle Rote at Texas A&M, 1949	100t
7 Rodnick Phillips vs. New Mex., 1996	99t
8 Doak Walker at Santa Clara, 1947	98t
Reggie Roberson Jr. vs. Navy 2018	98t
CJ Sanders at Arkansas St 2019	98t

GRIDIRON GRADS

The 2019 SMU roster opened the season with 21 student-athletes who have already earned a degree, tying for the highest total in the country. Zach Abercrombia, Chris Biggurs, Shane Buechele, Rodney Clemons, Pono Davis, Charlie Flores, Luke Hogan, Kevin Johnson, Xavier Jones, Richard McBryde, Tommy McIntyre, Richard Moore, Tyeson Neals, Patrick Nelson, Merek Pierce, James Proche, Kevin Robledo, CJ Sanders, Delontae Scott and Brandon Stephens. Of the 20 remaining, SMU has nine graduate transfers.



TRIBUTE 23


Since 2009, the SMU coaching staff has chosen a deserving student-athlete to wear the number 23 to honor Jerry LeVias.

LeVias was the first African-American to receive an athletic scholarship in the Southwest Conference. While at SMU, LeVias made athletic and academic All-America teams and, in 1966, contributed to the Mustangs' first SWC title in 18 years. He was an All-American in 1968 and was chosen All-SWC in 1966, 1967 and 1968.

Senior Rodney Clemons has been awarded the number for 2019.

Players To Wear #23 In Honor of Jerry LeVias

- _____ Rodney Clemons, S, 2019
- _____ Jordan Wyatt, CB, 2018
- _____ Nick Horton, DE, 2016-17
- _____ Jeremiah Gaines, TE, 2015
- _____ Stephon Sanders, LB, 2012-14
- _____ Chris Banjo, DB, 2009-11



NEW KIDS ON THE BLOCK

SMU welcomes 14 transfers, including seven graduate transfers, and five junior college transfers for the 2019 season. In total, the Mustangs have 60 new names on the roster this season.

WEEKLY AWARDS



Shane Buechele • SMU • Jr. • QB
Was 23-of-34 for 288 yards and two touchdowns and added a rushing TD in a 41-38 win at No. 25 TCU.



Delano Robinson • SMU • Jr. • LB
Had eight tackles with 1.5 sacks and a pass breakup in a 41-38 win at No. 25 TCU.

2019 AWARDS & HONORS

Zach Abercumbia

Phil Steele Preseason AAC: third-team defense

Shane Buechele

Earl Campbell Tyler Rose Award Watch List
Earl Campbell Tyler Rose National Player of the Week (9/24/19)
AAC Weekly Honor Roll (9/23/19)
Earl Campbell Tyler Rose Weekly Honor Roll (9/10/19)
Athlon Sports Preseason AAC: fourth-team offense
Phil Steele Preseason AAC: third-team offense
College Football News Preseason Top 30 Players: No. 30

Rodney Clemons

Athlon Sports Preseason AAC: second-team defense

Trevor Denbow

Phil Steele Preseason AAC: third-team defense

Hayden Howerton

Rimington Trophy Watch List
Athlon Sports Preseason AAC: fourth-team offense

Xavier Jones

Doak Walker Award Watch List
AAC Offensive Player of the Week (9/9/19)
Earl Campbell Tyler Rose Weekly Honor Roll (9/10/19)
AAC Weekly Honor Roll (9/2/19)
Earl Campbell Tyler Rose Weekly Honor Roll (9/4/19)
Athlon Sports Preseason AAC: fourth-team offense

TJ McDaniel

Earl Campbell Tyler Rose Award Co-National POTW (9/17/19)
AAC Weekly Honor Roll (9/16/19)

Richard Moore

Athlon Sports Preseason AAC: second-team defense
Phil Steele Preseason AAC: second-team defense
College Football News Preseason Top 30 Players: No. 24
Dave Campbell's All-Texas College Team: Second-team defense

Patrick Nelson

AAC Defensive Player of the Week (9/9/19)

Tyler Page

Wuerffel Trophy Watch List

James Proche

Maxwell Award Watch List
Biletnikoff Award Watch List
Paul Hornung Award Watch List
Earl Campbell Tyler Rose Award Watch List
Touchdown Club of Columbus Player to Watch
Athlon Sports Preseason AAC: first-team offense, fourth-team specialist
Phil Steele Preseason: fourth-team (All-America), first-team offense (AAC), fourth-team special teams (AAC)
College Football News Preseason AAC
College Football News Preseason Top 30 Players: No. 4
Dave Campbell's All-Texas College Team: First-team offense
Dave Campbell's 50 Most Important College Players in Texas: No. 5

Reggie Roberson, Jr.

Biletnikoff Award Watch List
Earl Campbell Tyler Rose Award Watch List
Earl Campbell Tyler Rose Weekly Honor Roll (9/4/19)
Athlon Sports Preseason AAC: third-team offense
Phil Steele Preseason AAC: first-team offense
Dave Campbell's All-Texas College Team: Second-team offense

Delano Robinson

AAC Weekly Honor Roll (9/23/19)

Kevin Robledo

Dave Campbell's All-Texas College Team: Second team

CJ Sanders

AAC Special Teams Player of the Week (9/2/19)
Mayo Clinic Comeback Player of the Year Award Nominee
Phil Steele Preseason AAC: fourth-team offense, fourth-team special teams

Delontae Scott

Athlon Sports Preseason AAC: second-team defense
College Football News Preseason AAC

Jaylon Thomas

Phil Steele Preseason AAC: third-team offense

WELCOME TO THE HILLTOP

Ra'Shaad Samples joined the Mustang coaching staff in July after serving as an assistant wide receivers coach at Texas. Prior to his stint at Texas, Samples spent two years as an offensive assistant at Houston in 2016 and 2017 working with the running backs and receivers (2016) under Darrell Wyatt and working with the quarterbacks (2017) under Brian Johnson. He played a role in the mentorship of Kyle Allen, D'Eriq King and Marquez Stevenson.

Samples played in six games at Oklahoma State in 2014 as a redshirt freshman, registering three catches for 11 yards. In 2015, he transferred to Houston, and sat out the 2015 season due to transfer obligations and the 2016 season due to injury.

A.J. Ricker joined the Mustang staff in January and serves as the offensive line coach. Ricker came to the Hilltop after serving in the same capacity at Kansas in 2018.

Ricker served in an offensive analyst capacity at Oklahoma State in 2017 and Houston in 2016. While at OSU, the Cowboys posted the nation's top passing offense with 389.2 yards per game, and ranked second nationally in total offense (568.9). In 2016, Houston ranked 17th in passing offense (296.3) and 26th in scoring offense (35.6).

In addition to Samples and Ricker joining staff, Randall Joyner took over defensive line duties, while Josh Martin now adds special teams coordinator to his duties.

ON THE FIELD, IN THE CLASSROOM, IN THE COMMUNITY

Junior Tyler Page is one of 93 student-athletes from college football's Football Bowl Subdivision named to the Wuerffel Trophy Watch List. The Wuerffel Trophy, known as "College Football's Premier Award for Community Service," is awarded to the FBS player that best combines exemplary community service with athletic and academic achievement.

Page is a Finance major in the Cox School of Business from Friendswood, Texas, and currently boasts a 4.0 grade-point-average in his major. He was named to SMU's Honor Roll with High Distinction in the fall of 2018 and the Honor Roll with Distinction on three other occasions. Page is also a three-time All-American Athletic Conference All-Academic Team honoree.

One of SMU's most faithful participants in community service activities, Page has regularly taken part in Children's Hospital visits, elementary school service events, The Big Event, SMU youth football clinics and various other activities.

Senior Demerick Gary was announced as a nominee for the 2019 Allstate AFCA Good Works Team. The award is given annually to college football players for the impact they make off the field.

Gary is a leader in community service initiatives for the Mustangs, taking part in a variety of events. Activities include visits to the Children's Hospital, working with Feed My Starving Children, elementary school pep rallies and SMU football youth clinics. On the field, Gary played in 11 games for the Mustangs in 2018, making seven starts. The Dallas native registered 23 tackles, including three for loss. He also added a fumble recovery, one break-up and a quarterback hurry.

In three seasons on the Hilltop, Gary has played in 36 games, recorded 59 tackles, 16 TFLs and 4.5 sacks. Gary is majoring in journalism.

COLLEGE FOOTBALL 150TH ANNIVERSARY



The 2019 football season marks college football's 150th anniversary. The Mustangs will wear the CFB150 uniform patch to commemorate the season.

As part of the national celebration of the 150th season of college football in 2019, the American Athletic Conference will showcase some of the great moments and key individuals from its member schools who have added to the rich tradition of the sport and its contribution to American society and culture.

IT'S ALWAYS SONNY ON THE HILLTOP

The second season of It's Always Sonny on the Hilltop with Head Coach Sonny Dykes begins Monday, Aug. 26 at Ozona Grill and Bar, and runs throughout the 2019 campaign. The show will stream live each Monday from 7-8 p.m.

Fans can also tweet their questions for Coach Dykes using the hashtag #AlwaysSonny, or by clicking the "Ask The Coach" button on SMUMustangs.com. The show will also be available on the TuneIn App by searching "SMU", on Facebook live at Facebook.com/SMUMustangs and on Twitter (@SMUMustangs) and Instagram (@SMU.Mustangs).

There will be no show Oct. 7 & Nov. 11 due to SMU's off weeks.



FAST LAYNE



Paul Layne holds an unrivaled Mustang record, having attended every SMU game for the last 40-plus years, even going to Tokyo.

He had to pull a "fast one" more than once to keep his streak alive – like the time his ex-wife remarried. He persuaded her to schedule her wedding on a Friday within driving distance of SMU's game at Nevada the following day. So the night before the Mustangs tangled with the Wolf Pack in Reno, Layne attended the wedding in California's Sonoma Valley, then drove 200 miles to catch the opening kickoff.


Layne even attended a game dressed in a Halloween costume to disguise his case of adult-onset chicken pox.

Starting when Layne attended SMU and was a team cheerleader, he's attended 511 straight games. His 500th was SMU's 63-27 victory over HBU on Sept. 29, 2018.

#PONYUPDALLAS

The Mustangs wore Dallas-themed uniforms to symbolize the relationship between SMU and the city of Dallas in wins over North Texas on Sept. 7 and No. 25 TCU on Sept. 21.

- The helmet decal featured the famous Triple D interlocked with the timeless SMU Pony, symbolizing the unity between the city of Dallas and SMU.
- The stripe on the helmet and jersey sleeves pay homage to the Dallas Cowboys.
- The number and pant stripe pay tribute to the 1966 Dallas Cowboys, led by quarterback and SMU alum Don Meredith.
- The script 'Dallas' featured on the chest pays homage to SMU alum and AFL founder Lamar Hunt and the Dallas Texans.



PONY UP-GRADES!

Across all funds, donors gave more than \$18.7 million to support Athletics in fiscal year 2019, a total that includes \$9.6 million in capital gifts.

Specific to Ford Stadium, SMU has made significant investments since 2011, including an upgraded locker room finished in August 2018, a new team meeting room with stadium-style seating and renovated positional meeting rooms, a new playing surface, lighting system, A/V system, new suites and club seating.

Prior to the 2016 season, Paragon Sports Constructors installed a new synthetic turf playing field at Ford Stadium. The new synthetic turf field is PowerBlade Bolt as manufactured by Shaw Sports Turf. The design for the new field remained the same, featuring the Mustang logo at mid-field with 'SMU' and 'Mustangs' in opposing end zones.

In the summer of 2013, SMU added a new 233-seat Hall of Champions Club and seven new suites in time for SMU's move to the American Athletic Conference. Among the great features of the new Club and suites is their indoor/outdoor design which allows fans to enjoy the comfort of indoor amenities as well as the excitement of sitting out in the bowl and hearing the roar of the crowd and the hard-hitting action on the field.

SMU also opened the Indoor Performance Center prior to the 2019 season. For information, see page 9.

THE RED CARPET



SMU may need to install a red carpet in the Mustang locker room as SMU has become "the place to be" in Dallas.

Among the celebrities, legends, current and former pros that have attended practice or stopped by the stadium in recent years are: Roger Staubach, Troy Aikman, Terrell Owens, Tim Brown, Michael Irvin and Deion Sanders, as well as former SMU standouts Reggie Dupard, Eric Dickerson, Craig James, Jerry Ball, Russell Carter and Don Meredith.

Former President George W. Bush even visits SMU football practice. Bush has also performed the ceremonial coin toss at games against Navy (2011), Memphis (2012), Texas Tech (2013), Cincinnati (2014), UNT (2015), Memphis (2016), Navy (2018) and Texas State (2019).

TURNOVER CHART

Opp.	SMU	Opp.	Margin
at Arkansas State	1	3	+2
North Texas	1	1	-
Texas State	3	1	-2
at TCU	1	3	+2
at USF			
Tulsa			
Temple			
at Houston			
at Memphis			
ECU			
at Navy			
Tulsa			
Home Total	4	2	-2
Road Total	2	6	+4
Overall Total	6	8	+2

SMU COACHING STAFF

Head Coach	Sonny Dykes
Defensive Coordinator/Linebackers	Kevin Kane
Offensive Coordinator/Quarterbacks	Rhett Lashlee
Running Backs [B]	Chris Brasfield
Cornerbacks	Kevin Curtis
Wide Receivers	David Gru
Safeties [B]	Trey Haverty
Defensive Line	Randall Joyner
Tight Ends/Special Teams Coordinator	Josh Martin
Offensive Line	A.J. Ricker
Assistant Coach	Ra'Shaad Samples
Chief of Staff	Anthony Crespino
Director of Player Personnel	Jeff Jordan
Director of Former Player Relations	Ramon Flanigan
Director of Recruiting Operations	Rajeeb Hossain
Director of Recruiting/Off & ST OC Analyst	Scott Nady
Director of Branding and Social Media	Lauren Damone
Assistant Director of Player Personnel	Joe Grilz
Offensive Quality Control Analyst	Jonathan Brewer
Offensive Quality Control Analyst	Colby Cameron
Offensive Quality Control Analyst	Jamal Powell
Defensive Quality Control Analyst	Blake Brockermeyer
Defensive Quality Control Analyst	Josh Creech
Executive Assistant to the Head Coach	Terry Gardner
Executive Assistant for Recruiting & Ops	Taylor Ashley
Graduate Assistant/Offense	Kyle Cooper
Graduate Assistant/Offense	Casey Kroll
Graduate Assistant/Defense	Reilly Christie
Director of Video Services	Chris Rodriguez
Director of Coaches Video	Tyler Bullard
Assistant Director of Creative Media	Mark Jenkins
Assistant A.D. for Human Performance	Kaz Kazadi
Co-Director of Human Performance	Elias Ellefsen
Co-Director of Human Performance	Kale Igboh
Associate A.D.- Student Health & Well-Being	Mike Morton
Associate Athletic Trainer	Jared Contreras
Director of Football Equipment Operations	Jason Jones
Assistant Equipment Manager	Toyohiro Kaieda
Assistant Equipment Manager	Nathan Packard
Director of Academics	Lisa Rawlins

PRONUNCIATION GUIDE

ALAN ALI	Uh-LON Uh-LEE
TAI Brooks	TAY
Shane BUECHELE	BOO-shell
CHEVIN Calloway	SHEV-in
Turner COXE	COX
KE-MON Freeman	KAY-mun
Myron GAILLIARD	GAL-yurd
DEMERICK Gary	DEM-rick
Danielson IKE	EE-kay
KEDRICK James	KEY-drick
XAVIER Jones	X-avier
RA-SUN Kazadi	RAH-sun
Tyler LAVINE	la-VEEN
Toby NDUKWE	en-DUKE-way
James PROCHE	pro-SHAY
Reggie ROBERSON Jr.	ROB-er-son
Roderick ROBERSON Jr.	ROB-er-son
DELANO Robinson	deh-LAY-no
Kevin ROBLEDO	ro-BLEH-do
TAMERICK Williams	ta-MER-ick



EMMANUEL SANDERS

MUSTANGS IN THE NFL

Player	Team
Kelvin Beachum, OT	New York Jets
Cole Beasley, WR	Buffalo Bills
Garrett Gilbert, QB	Cleveland Browns
Margus Hunt, DE	Indianapolis Colts
Justin Lawler, DE	Los Angeles Rams
Zach Line, FB	New Orleans Saints
Thomas Morstead, P	New Orleans Saints
Trey Quinn, WR	Washington Redskins
Horace Richardson, CB	Denver Broncos
Emmanuel Sanders, WR	Denver Broncos
Courtland Sutton, WR	Denver Broncos
Zach Wood, LS	New Orleans Saints

Since 2009, SMU has had 13 players selected in the NFL Draft.

Year	Player	Team (Round)
2018	Courtland Sutton, WR	Denver (2nd)
	Justin Lawler, DE	Los Angeles (7th)
	Trey Quinn, WR	Washington (7th)
2014	Kenneth Acker, CB	San Francisco (6th)
	Garrett Gilbert, QB	St. Louis (6th)
2013	Margus Hunt, DE	Cincinnati (2nd)
2012	Josh LeRibeus, OL	Washington (3rd)
	Taylor Thompson, TE	Tennessee (5th)
	Richard Crawford, DB	Washington (6th)
	Kelvin Beachum, OL	Pittsburgh (7th)
2011	Aldrick Robinson, WR	Washington (6th)
2010	Emmanuel Sanders, WR	Pittsburgh (3rd)
2009	Thomas Morstead, P	New Orleans (5th)



THOMAS MORSTEAD



JUSTIN LAWLER



COURTLAND SUTTON

WORLD CHANGERS SHAPED HERE

SMU is ranked the top 10% of U.S. Universities by The Wall Street Journal/Times Higher Education (2018); top 20% of national universities by U.S. News & World Report; and No. 2 video game design program in the world at SMU Guildhall by The Princeton Review (2018). Money ranked SMU #11 of 2019 Best Colleges for Merit Aid.

2018 Best Colleges

The 2018 U.S. News & World Report ranks SMU #59 out of 310 best national universities, the second highest ranking in Texas.

College Factual 2019 SMU Rankings (as published at USA Today)

College Factual rankings are highly focused on outcomes, including graduation rates, high salaries for graduates and low student loan default rates.

Best Texas Colleges: #3 (out of 78)

Best Nationwide Colleges: #92 (out of 1,779)

Best Nationwide Colleges for Your Money: #924 (out of 1,510)

Best College Values

SMU was ranked 73 in Kiplinger's 2017 list of Best Values in Private Colleges and in top 300 of all universities.

Forbes ranked SMU 240 out of 300 schools in its Best Value Colleges review published in 2019. The rankings are based on five general categories weighted in the order of quality, drop-out risk, graduation time, alumni salaries and skills, and each school's gross tuition and fees. In other recent ratings, Forbes has ranked SMU 104 out of 650 (in 2018) in "Top Colleges", 56 in "Research Universities" and 17 in the South.

Carnegie Foundation for the Advancement of Teaching.

"Higher research activity" classification by the Carnegie Foundation for the Advancement of Teaching.

Conde Nast Traveler

Conde Nast Traveler ranked SMU among "The 50 Most Beautiful College Campuses in America" in 2018.

College Rank Top 25

College Rank named Perkins Chapel at SMU 16 out of 35 of the nation's most beautiful college churches and chapels. The rankings were based on factors including student programming, campus architecture and aesthetic, tradition and history in addition to community outreach.

Latino Leaders Top 50

SMU is included among the 50 "Best Schools for Latinos" in Latino Leaders magazine's 2018 print edition. The Top 50 schools were based on institutional information provided by universities, along with independent sources like the Hispanic Association of Colleges and Universities (HACU), joined data by U.S. News and World Report and other reporting agencies.

The Center for World University Rankings

The Center for World University Rankings 2018 placed SMU at 481 for universities worldwide.

Forbes Global 2000

SMU ranked No. 142 overall and No. 27 in the alumni employment category, which is assessed by the number of alumni who have held CEO positions since 2011 at the world's top 2,000 public companies listed on the Forbes Global 2000 list.

The Guildhall #2

The Princeton Review ranks The Guildhall at SMU #2 for 2019 for the best graduate game-design program and was #1 for 2018 and 2017.

The Economist

The Economist ranks SMU Cox #14 in the world for faculty quality in 2018. The publication also ranks Cox #16 in the world for potential to network, and among the top 30 schools in the world for breadth of alumni network, alumni effectiveness and faculty quality.

America's Most Entrepreneurial Universities

Forbes ranks SMU #14 among "America's Most Entrepreneurial Universities." SMU is the only Texas university in the Top 20.

SMU — Most Beautiful Campus and More

The Princeton Review ranks SMU as one of the nation's best institutions for undergraduate education in "The Best 384 Colleges." SMU has placed in the Top 20 for Best Alumni Network (#13), Top Internship Opportunities (#6), Most Beautiful Campus (#14), Best Quality of Life (#11), and Lots of Greek Life (#3).

Money list SMU at #11 of 2019 Best Colleges for Merit Aid.

Best Texas Colleges

SMU was ranked #3 in Texas (out of 78) by College Factual, whose rankings are highly focused on outcomes, including graduation rates, high salaries for graduates and low student loan default rates.

INDOOR PERFORMANCE CENTER


The multipurpose Indoor Performance Center supports our commitment to outstanding facility resources for the entire campus community. A transformative presence on Bishop Boulevard, it features an indoor turf football practice field, as well as spaces for training, fitness and special events. The Indoor Performance Center will enhance the student experience and elevate competitive, high-performance athletics at SMU.

ARMSTRONG FIELDHOUSE

Constructed in a Collegiate Georgian architectural style that is harmonious with SMU's traditional campus environment, the Armstrong Fieldhouse includes features such as two scoreboards, a video board, glass rollup doors and translucent panels above the practice field to let natural light in. Housing the Weber Observation Deck and Loyd Field, Armstrong Fieldhouse incorporates tributes to SMU's most famous football alumni.

LOYD FIELD

Outfitted with the same playing surface as Ford Stadium, Loyd Field will increase flexibility for many of SMU's sports programs to train, particularly during inclement weather. This space also allows use by other campus and student groups when not programmed by Athletics.



RECRUITING SUITE

Located on the second floor, features the recruiting lounge, recruiting hospitality room and the upstairs lobby. With access to an outdoor terrace providing views of campus, the recruiting suite includes comfortable furniture, TVs, examples of uniform/helmet combinations and other displays showcasing great moments and players in SMU's storied football history.

WEBER OBSERVATION DECK

Located indoors on the second floor, the Weber Observation Deck overlooks the Armstrong Fieldhouse and offers prime views of practices or other activities on Loyd Field.

CRUM TERRACE

Located on the second floor and visible from Bishop Boulevard and Binkley Avenue, is a premier outdoor event space with two entrances from the recruiting lounge.

MILLER BOULEVARD BALLROOM


Located on the ground floor just inside the main entrance off Bishop Boulevard, serves as a multipurpose space that can accommodate banquets, presentations, meetings, hospitality and other social gatherings for athletics, as well as campus and community events.

WEIGHT ROOM

Located on the ground floor and has direct access to Loyd Field. It provides an additional strength and conditioning space for student-athletes.

LETTERWINNERS PLAZA

As a testament to over 100 years of SMU Football history, the Letterwinners Plaza features bricks with all of the men and women who earned a football varsity letter as a student-athlete, manager or trainer since the program's inception in 1915.



SMU GAME-BY-GAME STARTERS - OFFENSE

Game	QB	RB	TE	WR	WR	WR/TE	LT	LG	C	RG	RT
at Arkansas St.	Shane Buechele	Xavier Jones	Kylen Granson	James Proche	Reggie Roberson Jr.	Myron Gaillard	Jaylon Thomas	Hayden Howerton	Alan Ali	Kadarius Smith	Cobe Bryant
North Texas	Shane Buechele	Xavier Jones	Kylen Granson	James Proche	Reggie Roberson Jr.	Ryan Becker	Jaylon Thomas	Hayden Howerton	Alan Ali	Cobe Bryant	Beau Morris
Texas State	Shane Buechele	Xavier Jones	Kylen Granson	James Proche	Reggie Roberson Jr.	Myron Gaillard	Jaylon Thomas	Hayden Howerton	Alan Ali	Cobe Bryant	Beau Morris
at TCU	Shane Buechele	Xaver Jones	Kylen Granson	James Proche	Reggie Roberson Jr.	Myron Gaillard	Jaylon Thomas	Hayden Howerton	Alan Ali	Nick Dennis	Beau Morris

SMU GAME-BY-GAME STARTERS - DEFENSE

Game	DE	NT	DT	DE	CB	LB	LB	LB	CB	S	S
at Arkansas St.	Delontae Scott	Pono Davis	Demerick Gary	Turner Coxie	Armani Johnson	Patrick Nelson	Richard Moore	Delano Robinson	Brandon Stephens	Rodney Clemons	Trevor Denbow
North Texas	Delontae Scott	Pono Davis	Zach Abercrombia	Turner Coxie	Armani Johnson	Patrick Nelson	Richard Moore	Shaine Hailey	Brandon Stephens	Rodney Clemons	Trevor Denbow
Texas State	Delontae Scott	Pono Davis	Zach Abercrombia	Turner Coxie	Armani Johnson	Patrick Nelson	Richard Moore	Delano Robinson	Brandon Stephens	Rodney Clemons	Trevor Denbow
at TCU	Delontae Scott	Pono Davis	Zach Abercrombia	Turner Coxie	ArMani Johnson	Patrick Nelson	Richard McBryde	Delano Robinson	Brandon Stephens	Rodney Clemons	Trevor Denbow

GAME-BY-GAME LEADERS

Opp.	Player (Passing)	Opp.	Player (Rushing Yards)	Opp.	Player (Receiving Yards)
at Arkansas State	Buechele (30-49, 360 yards)	at Arkansas State	Freeman (22-86 yards)	at Arkansas State	Roberson Jr. (11-180 yards)
North Texas	Buechele (21-31, 292 yards, 3 TD)	North Texas	X. Jones (16-127 yards, 3 TD)	North Texas	Proche (7-115 yards, TD)
Texas State	Buechele (14-18, 219 yards, 2 TD)	Texas State	McDaniel (8-159 yards, 3 TD)	Texas State	Roberson Jr. (4-68 yards)
at TCU	Buechele (23-34, 288 yards, 2 TD)	at TCU	X. Jones (19-79, TD)	at TCU	Roberson Jr. (4-122 yards)
at South Florida		at South Florida		at South Florida	
Tulsa		Tulsa		Tulsa	
Temple		Temple		Temple	
at Houston		at Houston		at Houston	
at Memphis		at Memphis		at Memphis	
ECU		ECU		ECU	
at Navy		at Navy		at Navy	
Tulane		Tulane		Tulane	
Opp.	Player (Tackles / Sacks)	Opp.	Player (INT / FF / FR)	Opp.	Player (FG, Yards / PAT)
at Arkansas State	A. Johnson (10) / Scott, McBryde (1.0)	at Arkansas State	Newman / D. Scott, Bell / W. Jones, Paul	at Arkansas State	Robledo (3-4, 34 yards) / (2-3)
North Texas	Clemons (9) / Nelson/Gary (2.0)	North Texas	Nelson / - / -	North Texas	- / Roberts (4-4)
Texas State	Nelson (7) / Nelson (3.0)	Texas State	Clemsons / - / -	Texas State	- / Hogan (5-7)
at TCU	McBryde (10) / Robinson (1.5)	at TCU	- / McBryde, Coxie / Nelson, Gary, Ndukwe	at TCU	Hogan (38 yards), Roberts (32 yards) / Roberts (2-2)
at South Florida		at South Florida		at South Florida	
Tulsa		Tulsa		Tulsa	
Temple		Temple		Temple	
at Houston		at Houston		at Houston	
at Memphis		at Memphis		at Memphis	
ECU		ECU		ECU	
at Navy		at Navy		at Navy	
Tulane		Tulane		Tulane	

MUSTANG DEPTH CHART

OFFENSE

QB	7	Shane Buechele	(6-1, 207, JR-GT)
	9	William Brown	(6-3, 220, SO-1L)
RB	5	Xavier Jones	(5-11, 208, SR-3L)
	2	Ke'Mon Freeman	(5-11, 220, SR-3L)
LT	71	Jaylon Thomas	(6-3, 312, SO-1L)
	79	Danielson Ike	(6-6, 338, FR-HS)
LG	75	Hayden Howerton	(6-3, 290, JR-2L)
	74	Braxton Webb	(6-4, 305, JR-SQ)
C	77	Alan Ali	(6-4, 295, SO-1L)
	75	Hayden Howerton	(6-3, 290, JR-2L)
RG	57	Cobe Bryant	(6-5, 320, JR-JC) or
	72	Nick Dennis	(6-3, 327, SR-1L)
RT	78	Beau Morris	(6-6, 295, JR-1L)
	57	Cobe Bryant	(6-5, 320, JR-JC)
WR	8	Reggie Roberson, Jr.	(6-0, 200, JR-1L)
	13	Judah Bell	(6-3, 215, SO-1L)
WR	3	James Proche	(6-0, 193, SR-3L)
	4	Tyler Page	(5-11, 193, JR-2L)
WR	22	Myron Gailliard	(5-9, 181, SR-3L)
	1	CJ Sanders	(5-9, 183, SR-RS)
TE	83	Kylen Granson	(6-3, 235, JR-TR)
	14	Ryan Becker	(6-5, 248, SR-3L)
	81	Ben Redding	(6-4, 237, SO-1L)

SPECIAL TEAMS

K	46	Luke Hogan	(6-1, 210, JR-GT) or
	97	Russell Roberts	(6-0, 178, FR-TR) or
	89	Kevin Robledo	(6-0, 184, SR-2L)
KD	97	Russell Roberts	(6-0, 178, FR-TR)
P	99	Warren Scott	(6-2, 190, FR-RS) or
	46	Luke Hogan	(6-1, 210, JR-GT)
KR	1	CJ Sanders	(5-9, 183, SR-RS)
	8	Reggie Roberson, Jr.	(6-0, 200, JR-1L) or
	5	Xavier Jones	(5-11, 208, SR-3L)
PR	3	James Proche	(6-0, 193, SR-3L)
	1	CJ Sanders	(5-9, 183, SR-RS)
	8	Reggie Roberson, Jr.	(6-0, 200, JR-1L)
SN	49	Cole Voyles	(6-0, 186, FR-RS)
	14	Ryan Becker	(6-5, 248, SR-3L)
H	99	Warren Scott	(6-2, 190, FR-RS) or
	18	Jacob Oehrlein	(6-1, 215, FR-RS)

DEFENSE

DE	35	Delontae Scott	(6-5, 250, SR-3L)
	22	Tyson Neals	(6-2, 265, JR-2L) or
	38	Toby Ndukwe	(6-2, 240, SO-1L)
NT	51	Pono Davis	(6-2, 298, SR-2L)
	91	Terrance Newman	(5-11, 315, SO-1L)
DT	96	Zach Abercumbia	(6-2, 286, SR-GT)
	10	Demerick Gary	(6-2, 287, SR-3L)
	68	Chris Biggurs	(6-2, 295, SR-3L)
DE	97	Turner Coxie	(6-2, 247, SO-1L)
	54	Gerrit Choate	(5-11, 236, JR-1L) or
	90	Nelson Paul	(6-1, 220, FR-HS)
LB	2	Patrick Nelson	(6-0, 216, SR-1L)
	24	Jimmy Phillips, Jr.	(6-0, 224, SO-1L) or
	32	JC Rispress	(5-10, 193, SO-1L)
LB	14	Richard Moore	(6-0, 226, SR-1L)
	50	Richard McBryde	(6-1, 232, SR-GT)
	43	Brian Holloway	(5-11, 205, SO-JC)
LB	3	Delano Robinson	(6-0, 238, JR-2L)
	9	Shaine Hailey	(5-11, 215, JR-2L)
CB	5	Ar'mani Johnson	(5-11, 177, SO-SQ)
	7	Robert Hayes, Jr.	(6-0, 190, SR-1L) or
	29	Justin Guy-Robinson	(5-10, 180, SO-1L)
S	23	Rodney Clemons	(6-0, 205, SR-3L)
	11	Chevin Calloway	(5-10, 190, SO-TR)
	21	Donald Clay	(6-0, 190, FR-HS)
S	16	Trevor Denbow	(5-11, 225, JR-1L)
	18	Chace Cromartie	(6-0, 180, FR-HS)
CB	26	Brandon Stephens	(6-0, 206, JR-GT)
	28	Christian Davis	(5-11, 195, SR-3L) or
	1	Eric Sutton	(5-9, 174, SR-3L)

CAREER PARTICIPATION

GAMES	GP	GS
SANDERS, CJ	46	9
CLEMONS, Rodney	45	41
ABERCUMBIA, Zach	44	32
JONES, Xavier	41	26
PROCHE, James	41	32
BECKER, Ryan	40	10
GARY, Demerick	40	13
FREEMAN, Ke'Mon	39	4
JOHNSON, Kevin	38	4
BIGGURS, Chris	38	4
GAILLIARD, Myron	38	13
SACKVILLE, Jamie	37	0
DAVIS, Christian	37	9
SUTTON, Eric	37	5
NELSON, Patrick	36	26
MOORE, Richard	34	15
SCOTT, Delontae	31	19
FLORES, Charlie	30	23
DAVIS, Pono	29	26
HOWERTON, Hayden	28	22
BUECHELE, Shane	27	22
HAILEY, Shaine	27	1
McBRYDE, Richard	27	1
ROBINSON, Delano	26	8
ROBERSON JR., Reggie	26	11
HAYES JR., Robert	26	6
STEPHENS, Brandon	25	4
PAGE, Tyler	24	5
ROBLEDO, Kevin	23	0
GRANSON, Kylen	22	4
McINTYRE, Tommy	21	0
ROCK, Collin	20	0
NEALS, Tyeson	19	4
WARD, Jordan	17	0
CALLOWAY, Chevin	17	0
COXE, Turner	16	14
DENBOW, Trevor	16	12
REDDING, Ben	16	1
CHOATE, Gerrit	16	0
LOVELESS, Harrison	15	0
SMITH, Kadarious	15	1
ALI, Alan	15	12
BELL, Judah	15	7
NDUKWE, Toby	15	0
PHILLIPS JR., Jimmy	15	0
PUGH, Jacob	15	0
PIERCE, Merek	14	0
DENNIS, Nick	14	3
SPEARS, Noah	13	0
NEWMAN, Terrance	12	0
WILEY, Gary	12	0
RISPRESS, J.C.	11	0
THOMAS, Jaylon	11	10
ELLISON, Preston	10	0
GUY-ROBINSON, Justin	9	0
JOHNSON, Treveon	9	0
DUKE, Myles	8	0
BROWN, William	8	3
HOGAN, Luke	8	0
MORRIS, Beau	8	6
JONES, Will	7	0
JOHNSON, Ar'mani	6	4
SALERNO, Michael	6	0
CROMARTIE, Chace	4	0
PAUL, Nelson	4	0
BRYANT, Cobe	4	3
ROBERTS, Russell	4	0
LAVINE, Tyler	4	0
VOYLES, Cole	4	0
HOLLOWAY, Brian	4	0
WEBB, Braxton	3	0
UPSHAW, Austin	3	0
WILLIAMS, TaMerik	3	0
BENTLEY IV, Ulysses	3	0
OEHRLIN, Jacob	3	0
SCOTT, Warren	3	0
FITZ, Armando	3	0
JONES, Cam'ron	3	0
DORRITY, Matt	2	0
DOTSON, Shabazz	2	0
BROWN, Darren	2	0
CLAY, Donald	2	0
CHATMAN, Elijah	2	0
McDANIEL, TJ	2	0
BURNS, Keke	1	0
WESTFALL, Sam	1	0
GREEN, Derek	1	0
GIPSON, Terrance	1	0
RICE, Rashee	1	0
BLASKOVICH, Kyle	1	0
WIGGINS, Calvin	1	0
MADISON, Brice	1	0
KEYS III, Terry	1	0

SMU ALPHABETICAL ROSTER

NUMERICAL ROSTER

No.	Name	Pos.
1	CJ Sanders	WR
1	Eric Sutton	CB
2	Ke'Mon Freeman	RB
2	Patrick Nelson	S
3	James Proche	WR
3	Delano Robinson	LB
4	Tyler Page	WR
5	Ar'mani Johnson	CB
5	Xavier Jones	RB
6	Sam Westfall	CB
7	Shane Buechele	QB
7	Robert Hayes, Jr.	CB
8	Reggie Roberson, Jr.	WR
9	William Brown	QB
9	Shaine Hailey	LB
10	Demerick Gary	DT
10	Terrance Gipson	QB
11	Chevin Calloway	CB
11	Rashee Rice	WR
12	Derek Green	QB
12	Kevin Johnson	CB
13	Judah Bell	WR
13	Roderick Roberson, Jr.	S
14	Ryan Becker	TE
14	Richard Moore	LB
15	Treveon Johnson	S
15	Calvin Wiggins	WR
16	Keke Burns	WR
16	Trevor Denbow	S
17	Cam'ron Jones	DB
17	Austin Upshaw	QB
18	Chace Cromartie	S
18	Jacob Oehlein	QB
20	Collin Rock	S
20	Cameron Rosenberger	RB
21	Donald Clay	S
21	TaMerik Williams	RB
22	Myron Gailliard	WR
22	Tyson Neals	DE
23	Rodney Clemons	S
24	Jimmy Phillips, Jr.	LB
25	Myles Duke	LB
25	TJ McDaniel	RB
26	Ulysses Bentley IV	RB
26	Brandon Stephens	DB
27	Michael Salerno	S
28	Christian Davis	CB
29	Justin Guy-Robinson	CB
30	Kyle Blaskovich	LB
30	Tyler Lavine	RB
31	Armando Fitz	LB
31	Merek Pierce	RB
32	Jack Hansing	K
32	JC Rispress	LB
33	Jordan Ward	LB
34	Brice Madison	S
35	Delontae Scott	DE
36	Terry Keys III	CB
38	Toby Ndukwe	DE
39	Darren Brown	DT
40	Ben Palmer	WR
40	Noah Spears	DE
41	Preston Ellison	LB
42	Beau Barker	WR

No.	Name	Pos.	Ht.	Wt.	Cl-Exp.	Hometown/Last School/High School
96	Zach Abercumbia	DT	6-2	286	SR-GT	Dallas, Texas / Rice / Skyline
77	Alan Ali	OL	6-4	295	SO-1L	Fort Worth, Texas / Timber Creek
47	Hunter Ballard	S	5-10	190	FR-HS	Redondo Beach, Calif. / Loyola HS of Los Angeles
99	Cody Banks	TE	6-7	258	JR-JC	Richmond, Va. / Glendale CC / UMass / Douglas Freeman
42	Beau Barker	WR	6-0	165	FR-HS	Amarillo, Texas / Amarillo
14	Ryan Becker	TE	6-5	248	SR-3L	Marble Falls, Texas / Marble Falls
13	Judah Bell	WR	6-3	215	SO-1L	Tyler, Texas / Bishop T.K. Gorman
26	Ulysses Bentley IV	RB	5-10	185	FR-HS	Houston, Texas / C.E. King
68	Chris Biggurs	DT	6-2	295	SR-3L	Coppell, Texas / Coppell
30	Kyle Blaskovich	LB	6-2	219	SO-SQ	Moorestown, N.J. / Moorestown
59	Tai Brooks	OL	6-4	335	FR-HS	Allen, Texas / Allen
39	Darren Brown	DT	6-1	308	FR-RS	Converse, Texas / Judson
9	William Brown	QB	6-3	220	SO-1L	Rosenberg, Texas / Lamar Consolidated
57	Cobe Bryant	OL	6-5	320	JR-JC	Auburn Hills, Mich. / Riverside C.C. / Arizona Western / Rochester
7	Shane Buechele	QB	6-1	207	JR-GT	Arlington, Texas / Texas / Lamar
16	Keke Burns	WR	6-3	202	FR-HS	Pittsburg, Texas / Pittsburg
66	Sam Burns	OL	6-3	283	FR-HS	Dallas, Texas / Parish Episcopal
11	Chevin Calloway	CB	5-10	190	SO-TR	Dallas, Texas / Arkansas / Bishop Dunne
44	Charles Cannon	K	5-8	177	FR-HS	Justin, Texas / UTSA / Northwest
93	Elijah Chatman	DT	6-0	272	FR-HS	Shreveport, La. / Evangel Christian Academy
54	Gerrit Choate	DE	5-11	236	JR-1L	Dallas, Texas / Utah / Parish Episcopal
21	Donald Clay	S	6-0	190	FR-HS	New Orleans, La. / John Curtis
23	Rodney Clemons	S	6-0	205	SR-3L	Katy, Texas / Taylor
97	Turner Coxe	DE	6-2	247	SO-1L	Dallas, Texas / Highland Park
18	Chace Cromartie	S	6-0	180	FR-HS	Cibolo, Texas / Steele
28	Christian Davis	CB	5-11	195	SR-3L	Waco, Texas / Midway
51	Pono Davis	DT	6-2	298	SR-2L	Kailu-a-Kona, Hawai'i / Tyler JC / Kamehameha Hawai'i
16	Trevor Denbow	S	5-11	225	JR-1L	Corsicana, Texas / Navarro College / Corsicana
96	Austin Dennis	K	5-11	164	FR-HS	Boerne, Texas / Geneva School
72	Nick Dennis	OL	6-3	327	SR-1L	Midland, Texas / Navarro College / Midland Lee
84	Matt Dorrity	WR	5-7	180	SO-SQ	Coppell, Texas / Coppell
92	Shabazz Dotson	DT	6-3	255	FR-RS	Cedar Hill, Texas / Cedar Hill
25	Myles Duke	LB	6-5	247	JR-1L	Baytown, Texas / Goose Creek
41	Preston Ellison	LB	6-2	211	SO-1L	Odessa, Texas / Permian
64	Cameron Ervin	OL	6-1	260	FR-HS	Fayetteville, Ark. / Fayetteville
45	Luke Evans	LB	5-9	225	FR-HS	Liberty, Texas / Liberty
31	Armando Fitz	LB	6-1	222	SO-TR	Fort Worth, Texas / Drake / Fort Worth Christian
63	Charlie Flores	OL	6-4	312	SR-GT	Fort Worth, Texas / Columbia / All Saints Episcopal
60	Carter Foster	OL	6-3	270	FR-HS	Fort Worth, Texas / All Saints Episcopal
2	Ke'Mon Freeman	RB	5-11	220	SR-3L	Texarkana, Texas / Liberty-Eylau
47	Walker French	WR	5-10	160	FR-HS	Highland Park, Texas / Highland Park
50	Mark Fuchs	LS	5-10	209	FR-HS	Fort Myers, Fla. / Evangelical Christian
57	Ben Furgal	LB	5-11	180	FR-HS	Southlake, Texas / Southlake Carroll
58	Eli Furgal	LB	5-11	195	FR-HS	Southlake, Texas / Southlake Carroll
22	Myron Gailliard	WR	5-11	181	SR-3L	Mansfield, Texas / Mansfield Timberview
10	Demerick Gary	DT	6-2	287	SR-3L	Dallas, Texas / Kimball
10	Terrance Gipson	QB	6-0	193	FR-HS	Houston, Texas / Westfield
59	Will Goldberg	LB	5-10	198	FR-HS	Santa Monica, Calif. / Harvard-Westlake
83	Kylen Granson	TE	6-3	235	JR-TR	Austin, Texas / Rice / Westlake
12	Derek Green	QB	6-3	205	FR-RS	Leawood, Kan. / Rockhurst
29	Justin Guy-Robinson	CB	5-10	180	SO-1L	Pearland, Texas / Pearland
9	Shaine Hailey	LB	5-11	215	JR-2L	Dallas, Texas / Bishop Dunne
32	Jack Hansing	K/P	5-11	204	JR-SQ	Oklahoma City, Okla. / Heritage Hall
7	Robert Hayes, Jr.	CB	6-0	190	SR-1L	Slidell, La. / Coffeyville CC / Salmen
46	Luke Hogan	K/P	6-1	210	JR-GT	Keller, Texas / West Virginia / Houston / Keller
43	Brian Holloway	LB	5-11	205	SO-JC	League City, Texas / Kilgore College / Clear Lake
75	Hayden Howerton	OL	6-3	290	JR-2L	Katy, Texas / Katy
79	Danielson Ike	OL	6-6	338	FR-HS	Kansas City, Mo. / Rockhurst
44	Kedrick James	TE	6-5	263	JR-TR	Waco, Texas / Alabama / La Vega
5	Ar'mani Johnson	CB	5-11	177	SO-SQ	Missouri City, Texas / Ridge Point
12	Kevin Johnson	CB	5-9	180	SR-3L	Waskom, Texas / Waskom
15	Treveon Johnson	S	6-1	190	SO-1L	Brenham, Texas / Brenham
17	Cam'ron Jones	DB	5-11	185	FR-TR	Mansfield, Texas / Nebraska / Mansfield
85	Keith Jones	WR	6-1	187	FR-RS	San Clemente, Calif. / San Clemente
58	Patrick Jones	OL	6-2	293	JR-SQ	Fort Worth, Texas / Arlington Heights

SMU FOOTBALL

No.	Name	Pos.	Ht.	Wt.	Cl-Exp.	Hometown/Last School/High School
42	Ra-Sun Kazadi	S				Dallas, Texas / Tyler JC / Baylor / Prestonwood Christian Academy
43	Brian Holloway	LB				Spring, Texas / Spring
44	Charles Cannon	K				Waco, Texas / Jonesboro
44	Kedrick James	TE				Dickinson, Texas / Dickinson
44	Harrison Loveless	DT				St. Louis, Mo. / Saint Louis University HS
45	Luke Evans	LB				Cedar Park, Texas / Army Preparatory Academy / Cedar Park
46	Luke Hogan	K/P				Dillsburg, Pa. / Gannon / Northern York
46	Garnett March II	DE				Cypress, Texas / Cypress Ranch
47	Hunter Ballard	S				Houston, Texas / Bellaire Episcopal
47	Walker French	WR				Katy, Texas / Katy
47	Jamie Sackville	P				Sherman Oaks, Calif. / Harvard-Westlake
48	Devan Reck-Irvin	WR				Troy, Ala. / Auburn / Charles Henderson
49	Marcus Nesby	CB				Southlake, Texas / Southlake Carroll
49	Cole Voyles	LS				Florham Park, N.J. / Cornell / St. Peter's Prep
50	Mark Fuchs	LS				San Anselmo, Calif. / Sir Francis Drake
50	Richard McBryde	LB				Cedar Hill, Texas / Texas A&M / Cedar Hill
51	Pono Davis	DT				Baton Rouge, La. / Blinn College / St. Michael The Archangel
52	Deuce Palmer	LB				Richmond, Texas / George Ranch
53	Garrett Madison	LB				Moore, Okla. / Northeastern Oklahoma A&M / Moore
54	Gerrit Choate	DE				Chicago, Ill. / Illinois / Hales Franciscan
55	Gary Wiley	DE				Corona, Calif. / Santiago
57	Cobe Bryant	OL				Duncanville, Texas / Duncanville
57	Ben Furgal	LB				Brenham, Texas / Brenham
58	Eli Furgal	LB				Friendswood, Texas / Friendswood
58	Patrick Jones	OL				Dallas, Texas / Lakehill Prep
59	Tai Brooks	OL				Danville, Calif. / San Ramon Valley
59	Will Goldberg	LB				Bunnell, Fla. / Flagler Palm-Coast
60	Carter Foster	OL				Mesquite, Texas / Potet
60	Reid Stacy	LB				Frisco, Texas / Valparaiso / John Paul II
61	Jack Young	DE				Dallas, Texas / DeSoto
62	Daniel Steckler	LB				Addison, Texas / Tulsa / Greenhill
63	Charlie Flores	OL				Amarillo, Texas / Tascosa
63	Nick Lerew	63				Friendswood, Texas / Friendswood
64	Cameron Ervin	OL				North Richland Hills, Texas / Richland
65	Thomas Shlemire	OL				Fort Worth, Texas / All Saints Episcopal
66	Sam Burns	OL				DeSoto, Texas / West Virginia / Mesquite Horn
68	Chris Biggurs	DT				Royse City, Texas / Royse City
70	Kadarius Smith	OL				Jackson, Miss. / Middle Tennessee / Jackson Preparatory School
71	Jaylon Thomas	OL				Denton, Texas / Billy Ryan
72	Nick Dennis	OL				Thousand Oaks, Calif. / LA Pierce / Florida State / Westlake
74	Braxton Webb	OL				Cypress, Texas / Cypress Ranch
75	Hayden Howerton	OL				Memphis, Tenn. / Evangelical Christian
77	Alan Ali	OL				Melbourne, Australia / Caulfield Grammar School
78	Beau Morris	OL				Encino, Calif. / Crespi
79	Danielson Ike	OL				Granada Hills, Calif. / Notre Dame / Notre Dame HS
81	Ben Redding	TE				Irving, Texas / Nimitz
83	Kylen Granson	TE				Jackson, Miss. / Woodberry Forest School
84	Matt Dorrity	WR				Dallas, Texas / Boston College / Highland Park
85	Keith Jones	WR				Katy, Texas / St. John XXIII
86	Tommy McIntyre	TE				Plano, Texas / Plano
88	Carson Welch	TE				Irving, Texas / Nimitz
89	Kevin Robledo	K/P				Frisco, Texas / Trinity Christian Academy
89	Alex Sickafoose	DL				Dallas, Texas / Parish Episcopal
90	Nelson Paul	DE				Plano, Texas / UCLA / Plano
91	Terrance Newman	DT				Cedar Hill, Texas / Cedar Hill
92	Shabazz Dotson	DT				Lubbock, Texas / Coronado
93	Elijah Chatman	DT				Charlotte, N.C. / Woodberry Forest School
93	Kevin Miles	K				La Porte, Texas / La Porte
94	Wills Thompson III	K				Houston, Texas / Memorial
95	Will Jones	DT				Sugarland, Texas / Kempner
95	Nick Lang	P				San Angelo, Texas / Central
96	Zach Abercumbia	DT				Mansfield, Texas / The Oakridge School
96	Austin Dennis	K				Saint George, Utah / Mesa C.C. / Dixie
97	Turner Cox	DE				Trophy Club, Texas / Byron Nelson
97	Russell Roberts	K/P				Longview, Texas / Pine Tree
98	Jacob Pugh	DT				Angleton, Texas / Angleton
99	Cody Banks	TE				Ladera Ranch, Calif. / St. Margaret's Episcopal School
99	Warren Scott	K/P				
95	Will Jones	DT				
95	Nick Lang	P				
96	Zach Abercumbia	DT				
96	Austin Dennis	K				
97	Turner Cox	DE				
97	Russell Roberts	K/P				
98	Jacob Pugh	DT				
99	Cody Banks	TE				
99	Warren Scott	K/P				

THE LAST TIME IT HAPPENED...

AN SMU TEAM ...

Had 30 or more first downs vs. HBU (30), Sept. 29, 2018

Had 28 or more first downs at Arkansas Slate (29), Aug. 31, 2019

Had 25 or more first downs vs. North Texas (25), Sept. 7, 2019

Had 500 or more yards rushing vs. Tulane (519), 1982 (SMU Record)

Had 400 or more yards rushing at TCU (467), Sept. 28, 1985

Had 300 or more yards rushing vs. Texas State (390), Sept. 14, 2019

Had 250 or more yards rushing vs. Texas State (390), Sept. 14, 2019

Had 200 or more yards rushing vs. Texas State (390), Sept. 14, 2019

Had 80 or more rushing attempts at Rice (80), 1973 (SMU Record)

Had 70 or more rushing attempts vs. Tulane (71), 1982

Had 60 or more rushing attempts vs. Tulane (71), 1982

Had 50 or more rushing attempts vs. Texas State (56), Sept. 14, 2019

Had six or more rushing touchdowns at Connecticut (6), Nov. 10, 2018

Had five or more rushing touchdowns vs. Texas State (5), Sept. 14, 2019

Had four or more rushing touchdowns vs. Texas State (5), Sept. 14, 2019

Had three or more rushing touchdowns at TCU (3), Sept. 21, 2019

Had 500 or more yards passing vs. Temple (538), 2013

Had 400 or more yards passing vs. HBU (409), Sept. 29, 2018

Had 300 or more yards passing at Arkansas Slate (360), Aug. 31, 2019

Had 70 or more pass attempts vs. Rutgers (71), 2013

Had 60 or more pass attempts at East Carolina (67), Oct. 4, 2014

Had 59 or more pass attempts vs. Houston (59), Oct. 7, 2017

Had 50 or more pass attempts vs. Memphis (57), Nov. 16, 2018

Had 40 or more completions vs. Houston (41), Oct. 7, 2017

Had 30 or more completions at Arkansas Slate (30), Aug. 31, 2019

Had five or more passing touchdowns vs. North Texas (5), Sept. 9, 2017

Had four or more passing touchdowns vs. Houston (4), Nov. 3, 2018

Had three or more passing touchdowns at Tulane (3), Oct. 20, 2018

Had five passes intercepted vs. TCU (5), 2012

Had four passes intercepted at TCU (4), 2013

Had three passes intercepted at Baylor (3), 2016

Had 600 yards or more total offense vs. Texas State (639), Sept. 14, 2019

Had 550 yards or more total offense vs. Texas State (639), Sept. 14, 2019

Had 500 yards or more total offense vs. Texas State (639), Sept. 14, 2019

Had 450 yards or more total offense vs. Texas State (639), Sept. 14, 2019

Had 400 yards or more total offense at TCU (406), Sept. 21, 2019

Had 300 yards passing and 250 yards rushing at UNT (300/272), Sept. 3, 2016

Had 90 or more plays at Arkansas Slate (94), Aug. 31, 2019

Had 80 or more plays at TCU (82), Sept. 21, 2019

Scored 70 or more points (SMU Record) vs. Houston (72), 2012

Scored 60 or more points at Connecticut (62), Nov. 10, 2018

Scored 50 or more points at Connecticut (62), Nov. 10, 2018

Scored 40 or more points at TCU (41), Sept. 21, 2019

Scored 50+ points in consecutive games vs. Stephen F. Austin (58) Sept. 2, 2017 & vs. North Texas (54) Sept. 9, 2017

Allowed 70 or more points vs. Navy (75), Nov. 26, 2016

Allowed 60 or more points at Memphis (66), Nov. 18, 2017

Allowed 50 or more points at Connecticut (50), Nov. 10, 2018

Allowed 45 or more points at Connecticut (50), Nov. 10, 2018

Allowed 40 or more points at Connecticut (50), Nov. 10, 2018

Had 7 or more sacks vs. Connecticut (8), Sept. 30, 2017 (SMU record)

Had 5 or more sacks vs. Texas State (5), Sept. 14, 2019

Allowed 8 or more sacks vs. ECU (8), Oct. 3, 2015

Allowed 5 or more sacks at Tulsa (5), Nov. 24, 2018

Did not allow a sack vs. Texas State, Sept. 14, 2019

Lost five or more fumbles at Oregon St. (6), 1973

Lost four or more fumbles at Memphis (4), Nov. 28, 2015

Did not commit a turnover at Connecticut, Nov. 10, 2018

Had two 100-yard rushers in a game (RB/RB) TJ McDaniel (159) & X. Jones (108) vs. Texas State, Sept. 14, 2019

Had two 100-yard rushers in a game (QB/RB) Matt Davis (156) & Xavier Jones (117) vs. Tulane, 2015

Had two players rush for two or more touchdowns Ke'Mon Freeman (3) & Xavier Jones (2), at Connecticut (50), Nov. 10, 2018

Had three or more 100-yard receivers in a game C. Sutton (136), J. Proche (123), T. Quinn (101) vs. Tulsa, Oct. 27, 2017

Had two or more 100-yard receivers in a game J. Proche (134) & R. Roberson, Jr. (116) vs. Memphis, Nov. 16, 2018

Had two receivers catch 10+ passes in a game T. Quinn (17) & C. Sutton (11) at Houston (544), Oct. 7, 2017

Had three receivers catch 7+ passes in a game D. Joseph (13), S. Nelson (9) and D. Thompson (7) at ECU, Oct. 4, 2014

Had 10 or more receivers catch a pass in a game vs. HBU (11), Sept. 29, 2018

Had two 100-yard passers in a game Hicks (112), Peavey (110) vs. SFA, Sept. 2, 2017

Had one 100-yard rusher & one 100-yard receiver in a game X. Jones (127) & J. Proche (115), vs. North Texas, Sept. 7, 2019

Had two 100-yard rushers & one 100-yard receiver in a game X. Jones (133), K. Freeman (116) & J. Proche (101), at Connecticut, Nov. 10, 2018

Had one 100-yard rusher & two 100-yard receivers in a game Z. Line (136), D. Johnson (116) & D. Thompson (104) at Memphis, 2011

Had three players over 150 all-purpose yards C. Sutton (166), K. Freeman (159) & H. Richardson (150) at ECU, Nov. 12, 2016

Had four players over 100 all-purpose yards X. Jones (133), K. Freeman (130), K. Johnson (125) & J. Proche (117) at Connecticut, Nov. 10, 2018

Did not punt at Navy, 1998

Had a PAT kick blocked vs. Texas State, Sept. 14, 2019

Had a field goal blocked at Tulsa, Nov. 24, 2018

Had a punt blocked vs. ECU, Oct. 3, 2015

Recovered an onside kick B. West, at Connecticut, Nov. 10, 2018

Had two or more blocked kicks J. Lawler (FG) & R. Becker (P) vs. Connecticut, Sept. 30, 2017

Defeated a ranked opponent at No. 25 TCU (41-38), Sept. 21, 2019

Was held scoreless at Memphis, Nov. 28, 2015 (Lost 63-0)

Was held scoreless on the road at Memphis Nov. 28, 2015 (Lost 63-0)

Was held scoreless at home vs. TCU, Sept. 27, 2014 (Lost 56-0)

Was held scoreless at a neutral site Rose Bowl (Stanford 7-0), Jan. 1, 1936

Held an opponent scoreless on the road at UTEP (17-0), 2012

Held an opponent scoreless at home vs. SFA (52-0), 2012

Held an opponent scoreless at a neutral site vs. College of Pacific at Tyler, Texas (34-0), 1941

Held an opponent scoreless for three quarters vs. USF, Nov. 15, 2014 (Lost 14-13)

Won an overtime game vs. Navy, Sept. 22, 2018 (31-30 OT)

Lost an overtime game vs. Cincinnati, Oct. 27, 2018 (26-20 OT)

Won a game on the last play vs. Navy (31-30 OT), Ben Hicks to James Proche, 4-yd. TD pass (Hicks to Hunter Theford 2-pt), Sept. 22, 2018

Held an opponent to no offensive touchdowns at UTEP, 2012

Held opponent to 10 or less first downs at USF (10), 2013

Held an opponent to 100 or less rushing yards vs. Texas State (16), Sept. 14, 2019

Held opponent to 50 or less rushing yards vs. Texas State (16), Sept. 14, 2019

Held opponent to negative rushing yards vs. Connecticut (-8), Sept. 30, 2017

Held opponent to 100 or less passing yards vs. Navy (25), Sept. 22, 2018

Held opponent to 50 or less passing yards vs. Navy (25), Sept. 22, 2018

Had 11 or more TFLs at Tulane (11), Oct. 20, 2018

Had 10 or more TFLs at Tulane (11), Oct. 20, 2018

Intercepted five or more passes vs. Houston (6), 2012

Intercepted four or more passes vs. Liberty (4), Sept. 17, 2016

Intercepted three or more passes at East Carolina (3), Nov. 12, 2016

Had multiple interceptions in consecutive games 2 vs. North Texas 9/3/16; 2 vs. Baylor 9/10/16; 4 vs. Liberty 9/17/16

Had four or more fumble recoveries at Connecticut (4), Dec. 6, 2014

Had three or more fumble recoveries at TCU (3), Sept. 21, 2019

Registered ten or more takeaways vs. Stephen F. Austin (10), Sept. 8, 2012 (SMU Record)

Registered nine or more takeaways vs. Houston (9), Oct. 18, 2012

Registered eight or more takeaways vs. Houston (9), Oct. 18, 2012

Registered seven or more takeaways vs. Houston (9), Oct. 18, 2012

Registered six or more takeaways vs. Houston (9), Oct. 18, 2012

Registered five or more takeaways at East Carolina (5), Nov. 12, 2016

Registered four or more takeaways vs. Liberty (4), Sept. 17, 2016

Had 2 defensive TDs in a game Jordan Wyatt (2 - INT, FR) vs. Stephen F. Austin, Sept. 2, 2017

Had 2 interceptions TDs in a game Horace Richardson (2) at East Carolina, Nov. 12, 2016

Held opponent to 300 or less yards total offense vs. Stephen F. Austin (219), Sept. 2, 2017

Held opponent to 200 or less yards total offense vs. Southern Miss (178), 2012

Had 10 or more penalties vs. Connecticut (11), Sept. 30, 2017

Did not commit a penalty vs. Memphis, 2012

Had 100 or more yards in penalties vs. Tulane (123), Nov. 21, 2015

Scored a safety vs. Memphis, Nov. 16, 2018

Scored a two-point conversion at TCU (KeMon Freeman rush), Sept. 21, 2019

Converted 5+ 4th Downs at East Carolina (5 of 6), Oct. 4, 2014

Converted 4+ 4th Downs at East Carolina (5 of 6), Oct. 4, 2014

AN SMU PLAYER ...

Rushed 35 or more times Keylon Kincade (36) at Tulsa, 2003

Rushed 30 or more times Zach Line (30) at ECU, 2010

Rushed for 200 or more yards Braeden West (220) vs. Liberty, Sept. 17, 2016

Rushed for 100 or more yards TJ McDaniel (159) & X. Jones (108), vs. Texas State, Sept. 14, 2019

Rushed for four or more touchdowns Zach Line (5) vs. Northwestern St., 2011

Rushed for three or more touchdowns TJ McDaniel vs. Texas State (3), Sept. 14, 2019

Rushed for two or more touchdowns TJ McDaniel vs. Texas State (3), Sept. 14, 2019

Had a run of 80 or more yards Kris Briggs (96) vs. Tulsa, 2002

Had a run of 70 or more yards Braeden West (75 TD) vs. Tulsa, Oct. 27, 2017

Had a run of 60 or more yards Braeden West (75 TD) vs. Tulsa, Oct. 27, 2017

Had a run of 50 or more yards Xavier Jones (51 TD) vs. North Texas, Sept. 7, 2019

Had a run of 40 or more yards TJ McDaniel vs. Texas State (48), Sept. 14, 2019

Passed for 500 or more yards Garrett Gilbert (538) vs. Temple, 2013

Passed for 400 or more yards Garrett Gilbert (403) at Cincinnati, 2013

Passed for 350 or more yards Shane Buechele (360) at Arkansas State, Aug. 31, 2019

Passed for 300 or more yards Shane Buechele (360) at Arkansas State, Aug. 31, 2019

Attempted 58 or more passes Ben Hicks (58) at Houston, Oct. 7, 2017

Attempted 55 or more passes Ben Hicks (55) vs. Memphis, Nov. 16, 2018

Attempted 50 or more passes Ben Hicks (55) vs. Memphis, Nov. 16, 2018

Completed 40 or more passes Ben Hicks (41) at Houston, Oct. 7, 2017

Completed 30 or more passes Shane Buechele (31) vs. North Texas, Sept. 7, 2019

Threw five or more touchdown passes Garrett Gilbert (5) vs. Rutgers, 2013

Threw four or more touchdown passes Ben Hicks (4) vs. Houston, Nov. 3, 2018

Threw three or more touchdown passes Shane Buechele (3) vs. North Texas, Sept. 7, 2019

A non-QB threw touchdown Tyler Page to Ryan Becker (3 yards) at Connecticut, Nov. 10, 2018

Threw a pass for 90 or more yards William Brown to Tyler Page (92) vs. HBU, Sept. 29, 2018

Threw a pass for 88 or more yards William Brown to Tyler Page (92) vs. HBU, Sept. 29, 2018

Threw a pass for 86 or more yards William Brown to Tyler Page (92) vs. HBU, Sept. 29, 2018

Threw a pass for 80 or more yards William Brown to Tyler Page (92) vs. HBU, Sept. 29, 2018

Had 600 or more yards total offense Garrett Gilbert (635) vs. Temple, 2013

Had 500 or more yards total offense Garrett Gilbert (635) vs. Temple, 2013

Had 400 or more yards total offense Garrett Gilbert (417) at Cincinnati, 2013

Had 300 yards passing and 100 yards rushing Justin Willis (375 pass, 114 rush) at Memphis, 2007

Had 200 yards passing and 100 yards rushing Matt Davis (212 pass, 181 rush) at Tulsa, Nov. 8, 2014

Had 100 yards both passing and rushing Matt Davis (165 pass, 156 rush) vs. Tulane, 2015

Accounted for seven or more touchdowns Garrett Gilbert (7 - 5 pass, 2 rush) vs. Rutgers, 2013

Accounted for six or more touchdowns Garrett Gilbert (6 - 4 pass, 2 rush) vs. Temple, 2013

Caught 15 or more passes at Cincinnati (17), Oct. 21, 2017

Caught 10 or more passes James Proche (10) at TCU, Sept. 21, 2019

Had 250 or more yards receiving Courtland Sutton (252) vs. USF, Nov. 19, 2016

Had 200 or more yards receiving Courtland Sutton (252) vs. USF, Nov. 19, 2016

Had 186 or more yards receiving Trey Quinn (186) vs. Cincinnati, Oct. 21, 2017

Had 150 or more yards receiving Reggie Roberson, Jr. (180) at Arkansas State, Aug. 31, 2019

Had 100 or more yards receiving Reggie Roberson, Jr. at TCU (122), Sept. 21, 2019

Caught three or more TD passes Courtland Sutton (4) vs. North Texas, Sept. 9, 2017

Caught two or more TD passes Reggie Roberson, Jr. (2) vs. North Texas, Sept. 7, 2019

Had a TD catch in five straight games James Proche vs. Michigan, Navy, HBU, at UCF, at Tulane, 2018

Had a TD catch in four straight games Reggie Roberson, Jr. at Tulane, Cincinnati, Houston, at UConn, 2018

Had multiple players with multiple touchdowns X. Jones (3) & R. Roberson, Jr. (2) vs. North Texas, Sept. 7, 2019

Had 10 or more catches in a half Trey Quinn (11) vs. Connecticut, Sept. 30, 2017 (SMU Record)

Kicked four field goals Josh Williams (4) vs. Tulsa, Oct. 7, 2016 (Ties SMU Record)

Kicked a field goal of 50 or more yards Chad Hedlund (52) vs. James Madison, Sept. 26, 2015

Scored four or more touchdowns Courtland Sutton (4) vs. North Texas, Sept. 9, 2017

Punted 10 or more times Jamie Sackville (11) vs. TCU, Sept. 7, 2018

Had a punt of 70 or more yards Matt Szymanski (74) vs. TCU, 2010

Had a punt of 69 or more yards Jamie Sackville (69) at Tulane, Oct. 29, 2016

Had a punt of 65 or more yards Jamie Sackville (65) at North Texas, Sept. 1, 2018

Had a punt of 60 or more yards Jamie Sackville (60) at UCF, Oct. 6, 2018

Had at least four punts of 50 or more yards Jackson Koonce (4), vs. Texas A&M, Sept. 20, 2014

Had four or more sacks Justin Lawler (4) vs. Connecticut, Sept. 30, 2017 (SMU Record)

Had three or more sacks Patrick Nelson (3) vs. Texas State, Sept. 14, 2019

Had four or more tackles for loss J. Lawler & K. Mitchell (4) vs. Connecticut, Sept. 30, 2017

Have two sacks in consecutive games Patrick Nelson vs. North Texas (2), Texas State (3)

Had 15 or more tackles Rodney Clemons, Jordan Williams (15) vs. Navy, Sept. 22, 2018

Had 10 or more tackles Richard McBryde at TCU (10), Sept. 21, 2019

Intercepted four or more passes Wes Hopkins (4) at Houston, 1981

Intercepted three or more passes Devin Lowery (3) vs. Marshall, 2006

Intercepted two or more passes Horace Richardson (2) at East Carolina, Nov. 12, 2016

Recovered two or more fumbles Kevin Pope (2) vs. Houston, 2012

Forced two or more fumbles Andrew McClenaghan (2) vs. North Texas, Sept. 12, 2015

Had 2 defensive TDs in a game Jordan Wyatt (2 - INT, FR) vs. Stephen F. Austin, Sept. 2, 2017
6th player in FBS history with INT & FR TD

Had 2 interceptions TDs in a game Horace Richardson (2) at East Carolina, Nov. 12, 2016

Returned a punt for a TD JaBryce Taylor (55) vs. Montana St., 2013

Returned a kickoff for a TD CJ Sanders (98 yards) at Arkansas State, Aug. 31, 2019

Returned an interception for a TD Jordan Wyatt (36 yards) vs. UCF, Nov. 4, 2017

Returned a fumble for a TD Jordan Wyatt (0 yards) vs. Stephen F. Austin, Sept. 2, 2017

Blocked a punt Ryan Becker vs. Connecticut, Sept. 30, 2017

Blocked a field goal Justin Lawler vs. UCF, Nov. 4, 2017

Returned a blocked FGA for a TD Rodney Clemons (45 yards) at Tulsa, Nov. 24, 2018

Blocked a PAT kick Ken McLaurin at Connecticut, Nov. 10, 2018

Blocked two more PAT on the season Zach Wood vs. (2) Tulsa, at Navy

Returned a PAT kick for two points Mikial Onu at Navy, Nov. 11, 2017

2019 RECAPS

AUG. 31, 2019 • CENTENNIAL BANK STADIUM • JONESBORO, ARK.

GAME 1	SMU	37
	ARKANSAS STATE	30

JONESBORO, Ark. -- Xavier Jones ran for three touchdowns as SMU held on late for a 37-30 win over Arkansas State on Aug. 31 in a season opener.

SMU led by seven when Arkansas State began its final drive with just over two minutes left. The Red Wolves were threatening when, with seven seconds remaining, the Mustang's Delontae Scott sacked ASU quarterback Logan Bonner, forcing a fumble which was recovered by teammate Nelson Paul, sealing the win for SMU.

SMU trailed early but took a 16-9 edge at halftime with the help of field goals by Kevin Robledo of 29 and 25 yards.

Bonner opened the second half with a pair of touchdowns to Omar Bayless to give the Red Wolves a 23-16 lead with 7:36 to go in the third. C.J. Sanders answered for the Mustangs with a 98-yard kickoff return for a score and Jones ran for a touchdown, lifting SMU to a 30-23 lead at the end of the third. Jones ran for another TD midway through the fourth to stretch it to 37-23.

Shane Buechele threw for 360 yards for the Mustangs. Ke'Mon Freeman ran for 86 yards and Jones finished with 56 yards. Bonner threw for 324 yards and four touchdowns for the Red Wolves.

SCORING SUMMARY

SMU	3	13	14	7	37
Arkansas State	7	2	14	7	30

Qtr	Time	Scoring play
1st	13:08	ASU - Bayless, Omar 7 yd pass from Bonner, Logan (Grupe, Blake kick)
	8:45	SMU - ROBLEDO, Kevin 34 yd field goal
	14:01	ASU - TEAM safety
2nd	7:08	SMU - JONES, Xavier 9 yd run (ROBLEDO, Kevin kick)
	3:53	SMU - ROBLEDO, Kevin 29 yd field goal
	0:29	SMU - ROBLEDO, Kevin 25 yd field goal
	13:41	ASU - Bayless, Omar 8 yd pass from Bonner, Logan (Grupe, Blake kick)
3rd	7:36	ASU - Bayless, Omar 29 yd pass from Bonner, Logan (Grupe, Blake kick)
	7:22	SMU - SANDERS, CJ 98 yd kickoff return (ROBLEDO, Kevin kick failed)
	0:44	SMU - JONES, Xavier 1 yd run (GRANSON, Kylan pass from PAGE, Tyler)
	9:11	SMU - JONES, Xavier 2 yd run (ROBLEDO, Kevin kick)
4th	5:59	ASU - Bayless, Omar 34 yd pass from Bonner, Logan (Grupe, Blake kick)

TEAM STATS	SMU	ASU
FIRST DOWNS	29	26
RUSHES-YARDS (NET)	45-148	24-95
PASSING YDS (NET)	360	334
Passes Att-Comp-Int	49-30-1	50-32-1
TOTAL OFFENSE PLAYS-YARDS	94-508	74-429
Fumble Returns-Yards	0-0	0-0
Punt Returns-Yards	1-1	1-13
Kickoff Returns-Yards	4-146	6-121
Interception Returns-Yards	1-2	1-51
Punts (Number-Avg)	2-37.5	6-41.5
Fumbles-Lost	2-0	3-2
Penalties-Yards	5-50	11-83
Possession Time	35:14	24:46
Third-Down Conversions	9 of 17	3 of 12
Fourth-Down Conversions	1 of 2	2 of 3
Red-Zone Scores-Chances	6-8	2-3
Sacks By: Number-Yards	2-21	1-7

RUSHING: SMU-FREEMAN, Ke'Mon 22-86; JONES, Xavier 18-56; BUECHELE, Shane 4-3; BENTLEY IV, Ulysses 1-3. Arkansas State-Murray, Marcel 17-77; Bonner, Logan 6-21; Graham, Ryan 1-minus 3.

PASSING: SMU-BUECHELE, Shane 30-49-1-360. Arkansas State-Bonner, Logan 32-50-1-334.

RECEIVING: SMU-ROBERSON JR., Reggie 11-180; PROCHE, James 7-66; GRANSON, Kylan 5-63; GAILLIARD, Myron 3-24; BELL, Judah 2-16; JONES, Xavier 2-11. Arkansas State-Bowling, B. 12-102; Bayless, Omar 10-132; Adams, Jonathan 8-84; Tyler, Reed 1-11; Murray, Marcel 1-5.

SEPT. 7, 2019 • GERALD J. FORD STADIUM • DALLAS, TEXAS

GAME 2	NORTH TEXAS	27
	SMU	49

DALLAS (AP) -- Shane Buechele threw three touchdowns, Xavier Jones ran for three scores and SMU was never threatened in its 49-27 home-opening win over North Texas on Sept. 7.

The Mustangs (2-0) scored three touchdowns in the first quarter when Buechele threw a 5-yarder to Reggie Roberson Jr., Jones had a 24-yard run and Ke'Mon Freeman added a 2-yard touchdown run.

Jones carried the ball 16 times and gained 127 yards and the Mustangs overall ran for 211 yards. James Proche had 115 yards receiving on seven receptions for a score, and Roberson had 94 yards receiving on six receptions and two touchdowns. Buechele was 21 of 31 for 292 yards and completed passes to eight different receivers.

Tre Siggers led North Texas (1-1) with 164 yards rushing on 18 carries (9.1 average) and the Mean Green also amassed 211 yards on the ground.

The Mustangs now have won three of their last four home openers.

SCORING SUMMARY

North Texas	0	14	6	7	27
SMU	21	7	14	7	49

Qtr	Time	Scoring play
1st	12:15	SMU - ROBERSON JR., R. 5 yd pass from BUECHELE, S. (ROBLEDO, K. kick)
	7:26	SMU - JONES, X. 24 yd run (ROBLEDO, K. kick failed)
	3:21	SMU - FREEMAN, K. 2 yd run (PROCHE, J. pass from BUECHELE, S.)
2nd	10:30	UNT - SIGGERS, T. 1 yd run (MOONEY, E. kick)
	4:50	SMU - ROBERSON JR., R. 31 yd pass from BUECHELE, S. (ROBERTS, R. kick)
	2:03	UNT - LAWRENCE, M. 8 yd pass from FINE, M. (MOONEY, E. kick)
3rd	10:01	UNT - MOONEY, E. 26 yd field goal
	7:37	SMU - JONES, X. 10 yd run (ROBERTS, R. kick)
	2:28	UNT - MOONEY, E. 36 yd field goal
	0:50	SMU - JONES, X. 51 yd run (ROBERTS, R. kick)
4th	9:59	SMU - PROCHE, J. 11 yd pass from BUECHELE, S. (ROBERTS, R. kick)
	1:54	UNT - DARDEN, J. 5 yd pass from BEAN, J. (MOONEY, E. kick)

	UNT	SMU
FIRST DOWNS	21	25
RUSHES-YARDS (NET)	42-211	39-211
PASSING YDS (NET)	185	292
Passes Att-Comp-Int	38-22-1	31-21-0
TOTAL OFFENSE PLAYS-YARDS	80-396	70-503
Fumble Returns-Yards	0-0	0-0
Punt Returns-Yards	0-0	1--2
Kickoff Returns-Yards	7-80	3-67
Interception Returns-Yards	0-0	1-19
Punts (Number-Avg)	4-49.2	3-47.3
Fumbles-Lost	0-0	2-1
Penalties-Yards	9-90	3-32
Possession Time	34:44	25:16
Third-Down Conversions	5 of 16	6 of 11
Fourth-Down Conversions	1 of 3	0 of 0
Red-Zone Scores-Chances	5-5	4-5
Sacks By: Number-Yards	1-9	5-41

RUSHING: UNT-SIGGERS, Tre 18-164; EASLY, Loren 7-38; TORREY, DeAndre 6-31; BEAN, Jason 1-7; JOHNSON, Evan 1-6; SMITH, Nic 1-1; FINE, Mason 8-minus 36. SMU-JONES, Xavier 16-127; FREEMAN, Ke'Mon 12-34; BUECHELE, Shane 4-24; BENTLEY IV, Ulysses 3-16; WILLIAMS, TaMerik 3-7; SANDERS, CJ 1-3.

PASSING: UNT-FINE, Mason 17-32-1-152; BEAN, Jason 5-6-0-33. SMU-BUECHELE, Shane 21-31-0-292.

RECEIVING: UNT-DARDEN, Jaelon 6-59; LAWRENCE, M. 5-44; WHITE, Greg 3-23; SMITH, Nic 2-17; SMITH, Kelvin 2-13; TORREY, DeAndre 2-2; SHORTER, Jyaire 1-18; SIGGERS, Tre 1-9. SMU-PROCHE, James 7-115; ROBERSON JR., Reggie 6-94; JONES, GRANSON, Kylan 2-16; PAGE, Tyler 1-40; BELL, Judah 1-12; Xavier 2-10; GAILLIARD, Myron 1-8; FREEMAN, Ke'Mon 1-minus 3.

SMU FOOTBALL

SEPT. 14, 2019 ■ GERALD J. FORD STADIUM ■ DALLAS, TEXAS		
GAME 3	TEXAS STATE	17
	SMU	47

DALLAS (AP) -- Shane Buechele threw for two touchdowns and TJ McDaniel rushed for 159 yards and three scores as SMU sprinted to a 47-17 victory over Texas State on Sept. 14.

The Mustangs started the season 3-0 for the first time since 1984. The Ponies opened this year with wins over Arkansas State, 37-30, and North Texas, 49-27. They will face TCU in Fort Worth next week.

Buechele was 14-of-18 passing for 219 yards but also had two interceptions. McDaniel had just eight carries with his longest being 48 yards. Xavier Jones added 108 yards and one score on 20 carries.

The Mustangs took the opening kickoff and drove 74 yards for the score when Buechele hit James Proche for the 4. They added a field goal and another touchdown to go up 13-0 at the half. Jones and McDaniel had a TD apiece in the third to go ahead 27-3 before the Bobcats would cross the goal line.

SMU amassed 639 yards while limiting the Bobcats to 241 total yards. Gresch Jensen threw for 285 yards and one score for Texas State (0-3).

SCORING SUMMARY

Texas State	3	0	7	7	17
SMU	7	6	21	13	47

Qtr	Time	Scoring play
1st	11:47	SMU - PROCHE, J. 4 yd pass from BUECHELE, S. (HOGAN, L. kick)
	8:13	TXST - Rowland, J. 27 yd field goal
2nd	13:02	SMU - McDANIEL, TJ 10 yd run (HOGAN, L. kick blocked)
3rd	12:44	SMU - JONES, X. 1 yd run (HOGAN, L. kick)
	7:26	SMU - McDANIEL, TJ 39 yd run (HOGAN, L. kick)
	4:29	TXST - Taylor, A. 10 yd pass from Jensen, G. (Rowland, J. kick)
	0:06	SMU - McDANIEL, TJ 42 yd run (HOGAN, L. kick)
4th	12:32	SMU - GRANSON, K. 58 yd pass from BUECHELE, S. (HOGAN, L. kick failed)
	5:50	TXST - Twyford, C. 35 yd pass from Vitt, T. (Rowland, J. kick)
	0:38	SMU - PIERCE, M. 4 yd run (HOGAN, L. kick)

	TXST	SMU
FIRST DOWNS	15	23
RUSHES-YARDS (NET)	29-175	6-390
PASSING YDS (NET)	225	249
Passes Att-Comp-Int	40-25-1	19-15-2
TOTAL OFFENSE PLAYS-YARDS	69-242	75-639
Fumble Returns-Yards	1-48	0-0
Punt Returns-Yards	1-1	4-46
Kickoff Returns-Yards	5-90	3-63
Interception Returns-Yards	2-13	1-4
Punts (Number-Avg)	10-37.5	4-37.8
Fumbles-Lost	0-0	1-1
Penalties-Yards	4-38	7-75
Possession Time	29:06	30:54
Third-Down Conversions	4 of 17	7 of 14
Fourth-Down Conversions	0 of 1	0 of 1
Red-Zone Scores-Chances	2-2	4-6
Sacks By: Number-Yards	0-0	5-38

RUSHING: Texas State-Twyford, Caleb 11-25; Taylor, Anthony D 8-18; Nelson, Jaylin 2-6; Vitt, Tyler 2-3; Jensen, Gresch 6-minus 35. SMU-McDANIEL, TJ 8-159; JONES, Xavier 20-108; FREEMAN, Ke'Mon 14-67; PIERCE, Merek 4-19; GIPSON, Terrance 4-19; WILLIAMS, TaMerik 3-12; BUECHELE, Shane 2-6; BENTLEY IV, Ulysses 1-0.

PASSING: Texas State-Jensen, Gresch 22-37-1-185; Vitt, Tyler 3-3-0-40. SMU-BUECHELE, Shane 14-18-2-219; GIPSON, Terrance 1-1-0-30.

RECEIVING: Texas State-White, Hutch 6-42; Taylor, Anthony D 4-27; Twyford, Caleb 3-53; Graham Jr, T 2-33; Hiltz, Micah 2-15; Haydel, Jeremiah 2-14; Hays, Mason 2-14; Sheread, J 2-8; Hebert, Hunter 1-12; Hopkins, Jacoby 1-7. SMU-GAILLIARD, Myron 5-61; ROBERSON JR., Reggie 4-68; PROCHE, James 3-33; GRANSON, Kylan 1-58; BENTLEY IV, Ulysses 1-30; BELL, Judah 1-minus 1.

SEPT. 21, 2019 ■ AMON G. CARTER STADIUM ■ FORT WORTH, TEXAS		
GAME 4	[-/RV] SMU	41
	[25/RV] TCU	38

FORT WORTH, Texas (AP) -- Shane Buechele threw for 288 yards with two touchdowns and ran for another score as SMU held on to beat No. 25 TCU 41-38, ending a seven-game losing streak in the rivalry and improve to 4-0 for the first time since 1984.

Xavier Jones ran for 79 yards with a touchdown, and caught a 3-yard TD early in the fourth quarter for a 38-24 lead. That ended an 84-yard drive that started when TCU running back Sewo Olonilua lined up in wildcat formation on fourth-and-1 and was sacked for a 6-yard loss when he looked to pass.

Olonilua fumbled at TCU's 4 in the first quarter, giving SMU the ball back right after Buechele was stuffed for no gain on fourth-and-goal from the 1. That set up a 1-yard TD run by Jones.

Buechele, the former Texas quarterback who is one of seven graduate transfers for SMU, was 22-of-34 passing. He had gone 0-2 against TCU while with the Longhorns.

Darius Anderson broke free for a 77-yard run on the next play, setting up his 3-yard TD to get TCU within 18-14. Anderson finished with 19 carries for 161 yards and two scores.

Buechele has two big receivers in James Proche (10 catches, 66 yards, one touchdown) and Reggie Roberson Jr. (four catches, 122 yards), a former transfer from West Virginia.

SCORING SUMMARY

SMU	18	13	0	10	41
TCU	7	10	7	14	38

Qtr	Time	Scoring play
1st	13:42	SMU - BUECHELE, S. 4 yd run (HOGAN, L. kick)
	5:56	SMU - JONES, X. 1 yd run (FREEMAN, K. rush)
	2:57	TCU - Anderson, D. 14 yd run (Song, J. kick)
	0:00	SMU - HOGAN, L. 38 yd field goal
2nd	13:05	TCU - Anderson, D. 3 yd run (Song, J. kick)
	7:44	SMU - FREEMAN, K. 1 yd run (HOGAN, L. kick failed)
	3:28	TCU - Song, J. 29 yd field goal
	0:13	SMU - PROCHE, J. 9 yd pass from BUECHELE, S. (ROBERTS, R. kick)
3rd	7:09	TCU - Wells, P. 12 yd pass from Duggan, M. (Song, J. kick)
4th	13:58	SMU - JONES, X. 3 yd pass from BUECHELE, S. (ROBERTS, R. kick)
	9:43	TCU - Olonilua, S. 5 yd pass from Duggan, M. (Song, J. kick)
	6:36	SMU - ROBERTS, R. 32 yd field goal
	3:37	TCU - Wells, P. 13 yd pass from Duggan, M. (Song, J. kick)

	SMU	TCU
FIRST DOWNS	16	23
RUSHES-YARDS (NET)	48-118	42-236
PASSING YDS (NET)	288	188
Passes Att-Comp-Int	34-23-1	36-16-0
TOTAL OFFENSE PLAYS-YARDS	82-406	78-424
Fumble Returns-Yards	3-0	0-0
Punt Returns-Yards	1-3	2-30
Kickoff Returns-Yards	2-45	5-74
Interception Returns-Yards	0-0	1-0
Punts (Number-Avg)	6-39.5	4-41.5
Fumbles-Lost	1-0	6-3
Penalties-Yards	6-45	5-60
Possession Time	29:55	30:05
Third-Down Conversions	9 of 20	8 of 16
Fourth-Down Conversions	1 of 2	0 of 2
Red-Zone Scores-Chances	6-7	6-7
Sacks By: Number-Yards	3-33	1-9

RUSHING: SMU-JONES, Xavier 19-79; BUECHELE, Shane 9-30; FREEMAN, Ke'Mon 10-27; McDANIEL, TJ 5-7; ROBERSON JR., Reggie 1-1; BROWN, William 1-1; TEAM 3-minus 27. TCU-Anderson, D. 19-161; Reagor, Jalen 1-29; Davis, Derius 1-19; Demercado, E. 4-10; Olonilua, Sewo 5-7; Duggan, Max 11-7; Delton, Alex 1-3.

PASSING: SMU-BUECHELE, Shane 23-34-1-288. TCU-Duggan, Max 16-36-0-188; Olonilua, Sewo 0-0-0-0.

RECEIVING: SMU-PROCHE, James 10-66; ROBERSON JR., Reggie 4-122; GRANSON, Kylan 4-83; JONES, Xavier 4-14; GAILLIARD, Myron 1-3. TCU-Thomas, Dylan 4-70; Anderson, D. 2-32; Wells, Pro 2-25; Lynn, A. 2-24; Hunt, T. 2-19; Reagor, Jalen 2-2; Stephens, John 1-11; Olonilua, Sewo 1-5.



SONNY DYKES

HEAD COACH
TEXAS TECH, 1993
 **COACHDYKES@SMU**

Sonny Dykes was named the Head Football Coach at SMU on Dec. 11, 2017. Dykes arrived on the Hilltop after head coaching stints at Cal and Louisiana Tech.

Dykes spent four seasons at Cal (2013-16) and three seasons at Louisiana Tech (2010-12). He served as an offensive analyst at TCU in 2017.

In his first season on the Hilltop, Dykes guided the Mustangs to a 5-7 record, going 4-4 in American Athletic Conference play. The season included his first win as SMU Head Coach, a 31-30 overtime victory over Navy at home, and a 45-31 win over then-No. 17 Houston at Ford Stadium.

James Proche was named a first-team All-AAC selection, and finished the season ranked fifth nationally in receptions per game (7.8), seventh in receiving touchdowns (12) and ninth in receiving yards (1,199). Richard Moore registered 92 tackles and had a team-leading 5.0 sacks to earn AAC honorable mention accolades. He also added 13.5 TFLs, five quarterback hurries and a forced fumble.

The Mustangs boasted one of the most explosive offenses in school history and a vastly-improved defense. Following the year, Dykes and staff inked a recruiting class that ranked among the best in the American Athletic Conference.

At Cal, Dykes returned the school's football program to national prominence and a post-season bowl game. Inheriting a team that went 3-9 in the season before his arrival, Dykes had the Bears at 8-5 just three seasons later, capping the 2015 season with a win over Air Force at the Lockheed Martin Armed Forces Bowl.

In his final season at Cal in 2016, Dykes led several Bears to national honors. Wideout Demetris Robertson earned Freshman All-America honors, as he hauled in 50 catches for 767 yards to break DeSean Jackson's freshman school records. Fellow wide receiver Chad Hansen was a first-team All-Pac-12 selection, and at the end of the regular season, Hansen ranked second in the country in receiving yards per game (124.9) and third in receptions per game (9.2) as well as seventh nationally in receptions (92) and 11th in receiving yards (1,249) despite missing two contests due to injury. Quarterback Davis Webb was honored as Athlon Sports' Pac-12 Newcomer of the Year, was a Davey O'Brien National Quarterback Award and Earl Campbell Tyler Rose Award semifinalist, and made the cut to the final 15 for the Johnny Unitas Golden Arm Award. Webb completed 382-of-620 passes (61.6%) for 4,295 yards with 37 passing touchdowns. He ranked among the nation's leaders in nearly every passing category and set Cal single-season records for passing attempts, completions and total plays, and equaled single-season school marks for most touchdowns responsible for and 300-yard passing games.

Cal's eight wins in 2015 marked the school's most victories since 2009. Cal began the 2015 season with five straight victories to mark the program's best start since 2007 before dropping four of their next five games to teams that were all ranked in the top 10 at some point in 2015, including top-five foes Oregon and Utah, with four of those five contests on the road. Cal finished strong, though, with three wins in its final four contests. At one point, the Bears were ranked for four consecutive weeks, moving as high as No. 19 in the Coaches Poll and No. 20 in the AP Top 25 in Week 7. Cal's national rankings were its first since 2010 (Coaches Poll) and 2009 (AP Top 25). Cal's offense flourished in 2015, setting numerous records, including single-season school marks in passing yardage (4,892), passing yards per game

DYKES COACHING EXPERIENCE

1995-96	Navarro College (Running Backs/Quarterbacks)
1997	Kentucky (Graduate Assistant - Special Teams/Wide Receivers)
1998	Northeast Louisiana (Wide Receivers)
1999	Kentucky (Special Teams/Wide Receivers)
2000-04	Texas Tech (Wide Receivers '00-'04); Co-Offensive Coordinator/Wide Receivers ('05-'06))
2007-09	Arizona (Offensive Coordinator/Quarterbacks)
2010-12	Louisiana Tech (Head Coach)
2013-16	Cal (Head Coach)
2017	TCU (Offensive Analyst)
2017*-	SMU (Head Coach)

*Coached 2017 DXL Frisco Bowl

(376.3 ypg), passing touchdowns (44), total offense (6,879), total yards per game (529.2 ypg), total touchdowns (63), first downs (341) and first downs passing (201), as well as a modern-era record for points (493), with all the marks previously set in 2013 or 2014 under Dykes. Cal ranked third nationally in passing offense, eighth in total offense and 17th in scoring offense, and became the first college football team in recorded history to have six players with 40 or more receptions and three 500-yard rushers in the same season. For his efforts, Dykes was named to the midseason watch list for the 2015 Dodd Trophy.

The 2015 season was also the last in the Bay area for quarterback and NFL No. 1 Draft pick Jared Goff, who set 26 school records from 2013-15, including career marks for passing yardage (12,220), touchdown passes (96), total offense (12,086) and completions (977). In 2015, Goff ranked second nationally in passing yards per game (363.0), one of 10 categories in which he rated among the top 20 nationally. Goff was the first Cal quarterback to earn first-team All-Pac-12 honors since Aaron Rodgers in 2004, was a semifinalist for the Davey O'Brien National Quarterback Award and was Cal's Most Outstanding Player in the Armed Forces Bowl.

Cal finished the 2014 season with a 5-7 overall record and set or equaled nine single-season school or modern-era school records on the offensive side of the ball. Cal established then-single-season records for passing yards (4,152), passing touchdowns (37), total yards per game (495.2 ypg) and first downs passing (188), as well as then-modern-era school records for points (459), scoring average (38.2 ppg) and touchdowns (61) that were all broken in 2015. In addition, the Bears became the first Cal team in the modern era to score 55 or more points in a game three times, including 40 or more on five occasions and 30 or more 10 times. Cal ranked in the top 25 nationally in seven offensive categories including passing offense (6th, 346.0 ypg), scoring offense (10th, 38.3 ppg), total offense (13th, 495.2 ypg) and team passing efficiency (24th, 145.77). Cal was able to achieve all of this with 42 players seeing action for the first time in their Cal career including 23 freshmen and 19 other players appearing for the first time in their Cal careers.

Despite being an inexperienced unit that was the nation's second-youngest to start the season and battling injuries that caused players on the preseason depth chart to miss 138 games, Cal still set then-school records in 2013 for single-season passing yards (3,977), pass completions (368) and total plays (1,046). The passing offense finished 10th in the nation with an average of 331.4 yards per game.

In all, Cal's turnaround off the field was just as impressive over Dykes' tenure, as evidenced by a single-season Academic Progress Rate (APR) score of 997 in 2016. After successive one-year scores under 930 in the two years before Dykes arrived on campus, the rates for the football program under Dykes were 969, 946, 997 and 991, registering Cal Football's best-ever four-year APR with a score of 978, up 33 points over the his four years at the helm.

Dykes came to Cal after spending three seasons at Louisiana Tech where he directed an offense that led the nation in both scoring offense (51.50 ppg) and total offense (577.92 ypg) during his final campaign at the helm in 2012. He spent three seasons as head coach for the Bulldogs, compiling a 22-15 overall record and winning 16 of 17 regular-season games during one stretch over the 2011 and 2012 schedules.

The Bulldogs were 4-8 the year before he arrived in 2009, then proceeded to finish 5-7, 8-5 and 9-3 in successive campaigns. In 2011, Louisiana Tech won seven consecutive games to capture the Western Athletic Conference title – the team's first league championship in a decade – and a berth in the Poinsettia Bowl. For his work, Dykes was named the WAC Coach of the Year.

Dykes' 2012 Louisiana Tech team had road victories over Illinois, Houston and Virginia. The Bulldogs also lost a narrow 59-57 decision to a Johnny Manziel-led Texas A&M team that later defeated top-ranked Alabama and earned a spot in the Cotton Bowl. Louisiana Tech reached as high as No. 18 in the national polls according to USA Today and was No. 19 in the AP Top 25 after jumping out to a 9-1 start. Bulldog quarterback Colby Cameron was named the 2012 WAC Offensive Player of the Year and earned the Sammy Baugh Award that is presented to college football's top passer by The Touchdown Club of Columbus.

Dykes' high-energy style of offense produced a prolific unit that, in addition to leading the nation in both scoring offense and total offense in 2012, produced the fifth-highest per-game scoring average ever by a team in the Football Bowl Subdivision (FBS). The squad also finished among the NCAA's top 20 in passing offense (3rd, 350.75 ypg), sacks allowed (7th, 0.83 per game), turnover margin (10th, +1.08 per game) and rushing offense (17th, 227.17 ypg). The Bulldogs scored more than 40 points in 11 of 12 games and over 50 points on eight occasions.

Dykes, the son of former longtime Texas Tech coach Spike Dykes, boasts a resume that includes additional stops in the Pac-12, Big 12 and SEC, where he served under head coaches Mike Stoops (Arizona), Mike Leach (Texas Tech) and Hal Mumme (Kentucky).

As offensive coordinator and quarterbacks coach at Arizona for three seasons from 2007-09, Dykes helped the Wildcats to the 2008 Las Vegas Bowl and 2009 Holiday Bowl after Arizona had not reached the postseason for 10 years. Arizona posted marks of 8-5 both seasons and tied for second in what was then the Pac-10 in 2009 with a 6-3 league mark.



Under his direction, Arizona offenses established five single-season records. The Wildcats ranked 10th nationally in passing yards in 2007 (308.50 ypg), as well as 16th in scoring (36.62 ppg) and 33rd in total offense in 2008 (402.38 ypg).

Prior to his tenure at Arizona, Dykes spent seven seasons at his alma mater Texas Tech, serving as receivers coach from 2000-04 and adding the title of co-offensive coordinator from 2005-06. The Red Raiders made seven straight postseason appearances and won 56 games during the span, including four postseason victories over his last five seasons in the Tangerine, Houston, Holiday and Insight bowls. In 2006, Dykes received the Mike Campbell Top Assistant Coach Award from the American Football Coaches Association, the same year he was recognized as one of the top 25 recruiters in the country by Rivals.

Dykes began his collegiate coaching career with a two-year stint (1995-96) at Navarro College in Corsicana, Texas. He also was a baseball assistant at Monahans High School in Texas in 1994 and a football assistant at Richardson's J.J. Pearce High School in 1995.

Born in Big Spring, Texas, Dykes received his bachelor's degree in history from Texas Tech in 1993 and was a member of the Red Raider baseball team for two seasons. He is married to the former Kate Golding and they have two daughters, Alta (Ally) and Charlotte (Charlie), and a son, Daniel.

The Automated ScoreBook
 SMU Overall Team Statistics (as of Sep 21, 2019)
 All games

Team Statistics	SMU	OPP
SCORING	174	112
Points Per Game	43.5	28.0
Points Off Turnovers	22	31
FIRST DOWNS	93	85
Rushing	43	28
Passing	44	47
Penalty	6	10
RUSHING YARDAGE	867	559
Yards gained rushing	944	704
Yards lost rushing	77	145
Rushing Attempts	188	137
Average Per Rush	4.6	4.1
Average Per Game	216.8	139.8
TDs Rushing	15	3
PASSING YARDAGE	1189	932
Comp-Att-Int	89-133-4	95-164-3
Average Per Pass	8.9	5.7
Average Per Catch	13.4	9.8
Average Per Game	297.2	233.0
TDs Passing	7	11
TOTAL OFFENSE	2056	1491
Total Plays	321	301
Average Per Play	6.4	5.0
Average Per Game	514.0	372.8
KICK RETURNS: #-Yards	12-321	23-365
PUNT RETURNS: #-Yards	7-48	4-44
INT RETURNS: #-Yards	3-25	4-64
KICK RETURN AVERAGE	26.8	15.9
PUNT RETURN AVERAGE	6.9	11.0
INT RETURN AVERAGE	8.3	16.0
FUMBLES-LOST	6-2	9-5
PENALTIES-Yards	21-202	29-271
Average Per Game	50.5	67.8
PUNTS-Yards	15-605	24-987
Average Per Punt	40.3	41.1
Net punt average	36.1	38.3
KICKOFFS-Yards	33-1718	22-1240
Average Per Kick	52.1	56.4
Net kick average	38.7	37.2
TIME OF POSSESSION/Game	30:20	29:40
3RD-DOWN Conversions	31/62	20/61
3rd-Down Pct	50%	33%
4TH-DOWN Conversions	2/5	3/9
4th-Down Pct	40%	33%
SACKS BY-Yards	15-122	4-26
MISC YARDS	-4	0
TOUCHDOWNS SCORED	23	14
FIELD GOALS-ATTEMPTS	5-7	4-4
ON-SIDE KICKS	0-0	0-0
RED-ZONE SCORES	(20-26) 77%	(15-17) 88%
RED-ZONE TOUCHDOWNS	(16-26) 62%	(11-17) 65%
PAT-ATTEMPTS	(15-20) 75%	(14-14) 100%
ATTENDANCE	40235	63326
Games/Avg Per Game	2/20118	2/31663
Neutral Site Games		0/0

Score by Quarters	1st	2nd	3rd	4th	OT	Total
SMU	49	39	49	37	0	174
Opponents	17	26	34	35	0	112

The Automated ScoreBook
SMU Overall Individual Statistics (as of Sep 21, 2019)
All games

Rushing	gp	att	gain	loss	net	avg	td	lg	avg/g
JONES, Xavier	4	73	375	5	370	5.1	8	51	92.5
FREEMAN, Ke'Mon	4	58	229	15	214	3.7	2	20	53.5
McDANIEL, TJ	2	13	169	3	166	12.8	3	48	83.0
BUECHELE, Shane	4	19	89	26	63	3.3	1	28	15.8
BENTLEY IV, Ulysses	3	5	19	0	19	3.8	0	4	6.3
PIERCE, Merik	1	4	19	0	19	4.8	1	7	19.0
WILLIAMS, TaMerik	2	6	19	0	19	3.2	0	5	9.5
GIPSON, Terrance	1	4	20	1	19	4.8	0	9	19.0
SANDERS, CJ	4	1	3	0	3	3.0	0	3	0.8
ROBERSON JR., Regg	4	1	1	0	1	1.0	0	1	0.2
BROWN, William	1	1	1	0	1	1.0	0	1	1.0
TEAM	1	3	0	27	-27	-9.0	0	0	-27.0
Total	4	188	944	77	867	4.6	15	51	216.8
Opponents	4	137	704	145	559	4.1	3	77	139.8

Passing	gp	effic	comp-att-int	pct	yds	td	lg	avg/g
BUECHELE, Shane	4	151.86	88-132-4	66.7	1159	7	58	289.8
GIPSON, Terrance	1	352.00	1-1-0	100.0	30	0	30	30.0
Total	4	153.37	89-133-4	66.9	1189	7	58	297.2
Opponents	4	124.14	95-164-3	57.9	932	11	35	233.0

Receiving	gp	no.	yds	avg	td	lg	avg/g
PROCHE, James	4	27	280	10.4	3	33	70.0
ROBERSON JR., Regg	4	25	464	18.6	2	51	116.0
GRANSON, Kylan	4	12	220	18.3	1	58	55.0
GAILLIARD, Myron	4	10	96	9.6	0	43	24.0
JONES, Xavier	4	8	35	4.4	1	12	8.8
BELL, Judah	4	4	27	6.8	0	12	6.8
PAGE, Tyler	4	1	40	40.0	0	40	10.0
BENTLEY IV, Ulysses	3	1	30	30.0	0	30	10.0
FREEMAN, Ke'Mon	4	1	-3	-3.0	0	0	-0.8
Total	4	89	1189	13.4	7	58	297.2
Opponents	4	95	932	9.8	11	35	233.0

Punt Returns	no.	yds	avg	td	lg
PROCHE, James	6	42	7.0	0	20
PAGE, Tyler	1	6	6.0	0	6
Total	7	48	6.9	0	20
Opponents	4	44	11.0	0	23

Interceptions	no.	yds	avg	td	lg
NELSON, Patrick	1	19	19.0	0	19
NEWMAN, Terrance	1	2	2.0	0	2
CLEMONS, Rodney	1	4	4.0	0	4
Total	3	25	8.3	0	19
Opponents	4	64	16.0	0	51

Kick Returns	no.	yds	avg	td	lg
SANDERS, CJ	10	289	28.9	1	98
LAVINE, Tyler	1	13	13.0	0	13
PAGE, Tyler	1	19	19.0	0	19
Total	12	321	26.8	1	98
Opponents	23	365	15.9	0	47

Fumble Returns	no.	yds	avg	td	lg
Total	0	0	0.0	0	0
Opponents	1	48	48.0	0	48

The Automated ScoreBook
SMU Overall Individual Statistics (as of Sep 21, 2019)
All games

Scoring	td	fg	PAT				dpx	saf	pts
			kick	rush	rcv	pass			
JONES, Xavier	9	-	-	-	-	-	-	54	
PROCHE, James	3	-	-	-	1	-	-	20	
McDANIEL, TJ	3	-	-	-	-	-	-	18	
FREEMAN, Ke'Mon	2	-	-	1-1	-	-	-	14	
ROBLEDO, Kevin	-	3-4	3-5	-	-	-	-	12	
ROBERSON JR., Regg	2	-	-	-	-	-	-	12	
ROBERTS, Russell	-	1-2	6-6	-	-	-	-	9	
HOGAN, Luke	-	1-1	6-9	-	-	-	-	9	
GRANSON, Kylan	1	-	-	-	1	-	-	8	
BUECHELE, Shane	1	-	-	-	-	1-1	-	6	
PIERCE, Merek	1	-	-	-	-	-	-	6	
SANDERS, CJ	1	-	-	-	-	-	-	6	
PAGE, Tyler	-	-	-	-	-	1-1	-	0	
Total	23	5-7	15-20	1-1	2	2-2	-	174	
Opponents	14	4-4	14-14	-	-	-	-	112	

Total Offense	g	plays	rush	pass	total	avg/g
BUECHELE, Shane	4	151	63	1159	1222	305.5
JONES, Xavier	4	73	370	0	370	92.5
FREEMAN, Ke'Mon	4	58	214	0	214	53.5
McDANIEL, TJ	2	13	166	0	166	83.0
GIPSON, Terrance	1	5	19	30	49	49.0
WILLIAMS, TaMerik	2	6	19	0	19	9.5
BENTLEY IV, Ulysses	3	5	19	0	19	6.3
PIERCE, Merek	1	4	19	0	19	19.0
SANDERS, CJ	4	1	3	0	3	0.8
BROWN, William	1	1	1	0	1	1.0
ROBERSON JR., Regg	4	1	1	0	1	0.2
TEAM	1	3	-27	0	-27	-27.0
Total	4	321	867	1189	2056	514.0
Opponents	4	301	559	932	1491	372.8

Field Goals	fg	pct.	01-19	20-29	30-39	40-49	50-99	lg	blk
ROBLEDO, Kevin	3-4	75.0	0-0	2-3	1-1	0-0	0-0	34	0
ROBERTS, Russell	1-2	50.0	0-0	0-1	1-1	0-0	0-0	32	1
HOGAN, Luke	1-1	100.0	0-0	0-0	1-1	0-0	0-0	38	0

FG Sequence	SMU	Opponents
Arkansas State	(34),25,(29),(25)	-
UNT	22	(26),(36)
Texas State	-	(27)
TCU	(38),(32)	(29)

Numbers in (parentheses) indicate field goal was made.

Punting	no.	yds	avg	lg	tb	fc	i20	50+	blk
SCOTT, Warren	7	293	41.9	59	0	2	1	1	0
DENBOW, Trevor	4	157	39.2	55	0	0	1	1	0
BUECHELE, Shane	3	116	38.7	44	1	0	1	0	0
HOGAN, Luke	1	39	39.0	39	0	0	0	0	0
Total	15	605	40.3	59	1	2	3	2	0
Opponents	24	987	41.1	73	1	8	9	3	0

Kickoffs	no.	yds	avg	tb	ob	retn	net	ydln
ROBERTS, Russell	32	1680	52.5	3	1			
HOGAN, Luke	1	38	38.0	0	1			
Total	33	1718	52.1	3	2	15.9	38.7	26
Opponents	22	1240	56.4	4	1	26.8	37.2	27

The Automated ScoreBook
 SMU Overall Individual Statistics (as of Sep 21, 2019)
 All games

All Purpose	g	rush	rcv	pr	kr	ir	total	avg/g
ROBERSON JR.	4	1	464	0	0	0	465	116.2
JONES, Xavier	4	370	35	0	0	0	405	101.2
PROCHE, Jame	4	0	280	42	0	0	322	80.5
SANDERS, CJ	4	3	0	0	289	0	292	73.0
GRANSON, Kyl	4	0	220	0	0	0	220	55.0
FREEMAN, Ke'	4	214	-3	0	0	0	211	52.8
McDANIEL, TJ	2	166	0	0	0	0	166	83.0
GAILLIARD, Myr	4	0	96	0	0	0	96	24.0
PAGE, Tyler	4	0	40	6	19	0	65	16.2
BUECHELE, Sh	4	63	0	0	0	0	63	15.8
BENTLEY IV, Ul	3	19	30	0	0	0	49	16.3
BELL, Judah	4	0	27	0	0	0	27	6.8
PIERCE, Merek	1	19	0	0	0	0	19	19.0
WILLIAMS, TaM	2	19	0	0	0	0	19	9.5
NELSON, Patric	4	0	0	0	0	19	19	4.8
GIPSON, Terran	1	19	0	0	0	0	19	19.0
LAVINE, Tyler	4	0	0	0	13	0	13	3.2
CLEMONS, Rod	4	0	0	0	0	4	4	1.0
NEWMAN, Terra	3	0	0	0	0	2	2	0.7
BROWN, Willia	1	1	0	0	0	0	1	1.0
TEAM	1	-27	0	0	0	0	-27	-27.0
Total	4	867	1189	48	321	25	2450	612.5
Opponents	4	559	932	44	365	64	1964	491.0

The Automated ScoreBook
SMU Overall Defensive Statistics (as of Sep 21, 2019)
All games

##	Defensive Leaders	gp	Tackles				tfl/yds	Sacks no-yds	Pass defense			Fumbles		blkd	
			ua	a	tot				int-yds	brup	qbh	rcv-yds	ff	kick	saf
2P	NELSON, Patrick	4	18	9	27	5.5-45	5.5-45	1-19	1	1	1-0	.	.	.	
3R	ROBINSON, Delano	3	17	4	21	1.5-11	1.5-11	.	1	1	
50	MCBRYDE, Richard	4	14	6	20	1.0-8	1.0-8	.	1	.	.	1	.	.	
23	CLEMONS, Rodney	4	9	9	18	0.5-1	.	1-4	2	
35	SCOTT, Delontae	4	9	7	16	7.5-36	2.5-24	1	.	.	
5J	JOHNSON, Ar'mani	4	11	5	16	1.0-2	.	.	3	
14	MOORE, Richard	4	8	7	15	0.5-5	0.5-5	.	1	2	
97	COXE, Turner	4	7	6	13	2.0-12	1.0-8	.	.	2	.	1	.	.	
16	DENBOW, Trevor	4	8	4	12	
26	STEPHENS, Brandon	4	8	3	11	.	.	.	6	
18	CROMARTIE, Chace	4	6	5	11	
96	ABERCRUMBIA, Zach	4	6	4	10	1.0-1	.	.	1	2	
9H	HAILEY, Shaine	4	4	4	8	
7H	HAYES, Jr., Robert	4	5	2	7	
1S	SUTTON, Eric	4	5	2	7	.	.	.	1	
43	HOLLOWAY, Brian	4	5	2	7	1.0-1	
11	CALLOWAY, Chevin	3	4	2	6	0.5-1	
24	PHILLIPS, Jr., Jimmy	4	4	1	5	1.0-2	.	.	1	
10	GARY, Demerick	4	4	1	5	3.0-17	2.0-15	.	1	.	1-0	.	.	.	
54	CHOATE, Gerrit	4	.	4	4	
13	BELL, Judah	4	4	.	4	1	.	.	
2N	NEALS, Tyeson	4	1	3	4	1.0-1	
55	WILEY, Gary	4	.	3	3	1	
51	DAVIS, Pono	4	2	1	3	1	
17	JONES, Cam'ron	3	1	2	3	
90	PAUL, Nelson	4	2	.	2	.	.	.	1	1	1-0	.	.	.	
3	PROCHE, James	4	1	1	2	
2C	CLAY, Donald	2	2	.	2	
93	CHATMAN, Elijah	2	1	1	2	
44	LOVELESS, Harrison	3	.	2	2	
27	SALERNO, Michael	4	2	.	2	
68	BIGGURS, Chris	3	2	.	2	
30	LAVINE, Tyler	4	2	.	2	
22	GAILLIARD, Myron	4	1	.	1	
91	NEWMAN, Terrance	3	.	1	1	.	.	1-2	
7	BUECHELE, Shane	4	.	1	1	
3F	FITZ, Armando	3	1	.	1	
1G	GIPSON, Terrance	1	1	.	1	
38	NDUKWE, Toby	4	1	.	1	1.0-6	1.0-6	.	.	1	1-0	.	.	.	
46	HOGAN, Luke	3	1	.	1	
71	THOMAS, Jaylon	4	1	.	1	
95	JONES, Will	4	1-0	.	.	.	
Total		4	178	102	280	28-149	15-122	3-25	20	12	5-0	4	.	.	
Opponents		4	177	150	327	19-54	4-26	4-64	11	14	2-48	4	2	1	

The Automated ScoreBook
SMU Team Game-by-Game (as of Sep 21, 2019)
All games

TEAM STATISTICS

Date	Opponent	Rushing				Receiving				Passing				Kick Returns				Punt Returns				tot off		
		no.	yds	td	lg	no.	yds	td	lg	cmp	att	int	yds	td	lg	no.	yds	td	lg	no.	yds		td	lg
Aug 31	at Arkansas State	45	148	3	18	30	360	0	51	30	49	1	360	0	51	4	146	1	98	1	1	0	1	508
Sep 7	UNT	39	211	4	51	21	292	3	40	21	31	0	292	3	40	3	67	0	25	1	-2	0	0	503
Sep 14	TEXAS STATE	56	390	5	48	15	249	2	58	15	19	2	249	2	58	3	63	0	26	4	46	0	20	639
Sep 21	at TCU	48	118	3	23	23	288	2	46	23	34	1	288	2	46	2	45	0	28	1	3	0	3	406
SMU		188	867	15	51	89	1189	7	58	89	133	4	1189	7	58	12	321	1	98	7	48	0	20	2056
		137	559	3	77	95	932	11	35	95	164	3	932	11	35	23	365	0	47	4	44	0	23	1491

Games: 4 • Avg/rush: 4.6 • Avg/catch: 13.4 • Pass effic: 153.37 • KR avg: 26.8 • PR avg: 6.9 • All purpose avg/game: 612.5 • Total offense avg/gm: 514.0

Date	Opponent	Tackles				Sacks no-yds	Fumble		Pass Defense			blkd kick	PAT Attempts			off		
		ua	a	total	tfl-yds		ff	fr-yds	int-yds	qbh	brup		kick	rush	rcv	saf	t/o	pts
Aug 31	at Arkansas State	39	32	71	7.0-30	2.0-21	2	2-0	1-2	5	4	0	2-3	0	1	0	11	37
Sep 7	UNT	46	32	78	7.0-46	5.0-41	0	0-0	1-19	2	5	0	5-6	0	1	0	0	49
Sep 14	TEXAS STATE	46	22	68	7.0-41	5.0-38	0	0-0	1-4	2	5	0	5-7	0	0	0	0	47
Sep 21	at TCU	47	16	63	7.0-32	3.0-22	2	3-0	0-0	3	6	0	3-4	1	0	0	11	41
SMU		178	102	280	28.0-149	15.0-122	4	5-0	3-25	12	20	0	15-20	1	2	0	22	174
		177	150	327	19.0-54	4.0-26	4	2-48	4-64	14	11	2	14-14	0	0	1	31	112

Date	Opponent	Punting						Field Goals				Kickoffs						
		no.	yds	avg	long	blkd	tb	fc	50+	i20	md-att	long	blkd	no.	yds	avg	tb	ob
Aug 31	at Arkansas State	2	75	37.5	39	0	0	0	0	1	3-4	34	0	9	469	52.1	0	1
Sep 7	UNT	3	142	47.3	59	0	1	1	1	1	0-1	0	1	8	428	53.5	1	0
Sep 14	TEXAS STATE	4	151	37.8	41	0	0	1	0	0	0-0	0	0	8	455	56.9	1	1
Sep 21	at TCU	6	237	39.5	55	0	0	0	1	1	2-2	38	0	8	366	45.8	1	0
SMU		15	605	40.3	59	0	1	2	2	3	5-7	38	1	33	1718	52.1	3	2
		24	987	41.1	73	0	1	8	3	9	4-4	36	0	22	1240	56.4	4	1

The Automated ScoreBook
SMU Opponent Game-by-Game (as of Sep 21, 2019)
All games

OPPONENT STATISTICS

Date	Opponent	Rushing				Receiving				Passing				Kick Returns				Punt Returns				tot off		
		no.	yds	td	lg	no.	yds	td	lg	cmp	att	int	yds	td	lg	no.	yds	td	lg	no.	yds		td	lg
Aug 31	at Arkansas State	24	95	0	20	32	334	4	34	32	50	1	334	4	34	6	121	0	37	1	13	0	9	429
Sep 7	UNT	42	211	1	45	22	185	2	21	22	38	1	185	2	21	7	80	0	19	0	0	0	0	396
Sep 14	TEXAS STATE	29	17	0	7	25	225	2	35	25	40	1	225	2	35	5	90	0	25	1	1	0	1	242
Sep 21	at TCU	42	236	2	77	16	188	3	32	16	36	0	188	3	32	5	74	0	47	2	30	0	23	424
Opponents		137	559	3	77	95	932	11	35	95	164	3	932	11	35	23	365	0	47	4	44	0	23	1491
		188	867	15	51	89	1189	7	58	89	133	4	1189	7	58	12	321	1	98	7	48	0	20	2056

Games: 4 • Avg/rush: 4.1 • Avg/catch: 9.8 • Pass effic: 124.14 • KR avg: 15.9 • PR avg: 11.0 • All purpose avg/game: 491.0 • Total offense avg/gm: 372.8

Date	Opponent	Tackles				Sacks no-yds	Fumble		Pass Defense			blkd kick	PAT Attempts			off				
		ua	a	total	tfl-yds		ff	fr-yds	int-yds	qbh	brup		kick	rush	rcv	saf	t/o	pts		
Aug 31	at Arkansas State	43	54	97	5.0-16	1.0-7	2	0-0	1	51	7	2	0	4	4	0	0	1	7	30
Sep 7	UNT	35	38	73	6.0-17	2.0-10	1	1-0	0	0	3	3	1	3	3	0	0	0	7	27
Sep 14	TEXAS STATE	50	32	82	4.0-7	0.0-0	1	1-48	2	13	1	1	1	2	2	0	0	0	10	17
Sep 21	at TCU	49	26	75	4.0-14	1.0-9	0	0-0	1	0	3	5	0	5	5	0	0	0	7	38
Opponents		177	150	327	19.0-54	4.0-26	4	2-48	4	64	14	11	2	14	14	0	0	1	31	112
		178	102	280	28.0-149	15.0-122	4	5-0	3	25	12	20	0	15	20	1	2	0	22	174

Date	Opponent	Punting							Field Goals			Kickoffs						
		no.	yds	avg	long	blkd	tb	fc	50+	i20	md-att	long	blkd	no.	yds	avg	tb	ob
Aug 31	at Arkansas State	6	249	41.5	55	0	0	2	1	3	0	0	0	5	247	49.4	0	0
Sep 7	UNT	4	197	49.2	73	0	1	2	1	1	2	2	0	6	379	63.2	2	0
Sep 14	TEXAS STATE	10	375	37.5	43	0	0	3	0	3	1	1	0	4	222	55.5	0	0
Sep 21	at TCU	4	166	41.5	52	0	0	1	1	2	1	1	0	7	392	56.0	2	1
Opponents		24	987	41.1	73	0	1	8	3	9	4	4	0	22	1240	56.4	4	1
		15	605	40.3	59	0	1	2	2	3	5	7	1	33	1718	52.1	3	2

The Automated ScoreBook
SMU Game Superlatives (as of Sep 21, 2019)
All games

INDIVIDUAL GAME HIGHS

Rushes	22	FREEMAN, Ke'Mon at Arkansas State (Aug 31, 2019)
Yards Rushing	159	McDANIEL, TJ vs Texas State (Sep 14, 2019)
TD Rushes	3	JONES, Xavier at Arkansas State (Aug 31, 2019)
	3	JONES, Xavier vs UNT (Sep 7, 2019)
	3	McDANIEL, TJ vs Texas State (Sep 14, 2019)
Long Rush	51	JONES, Xavier vs UNT (Sep 7, 2019)
Pass attempts	49	BUECHELE, Shane at Arkansas State (Aug 31, 2019)
Pass completions	30	BUECHELE, Shane at Arkansas State (Aug 31, 2019)
Yards Passing	360	BUECHELE, Shane at Arkansas State (Aug 31, 2019)
TD Passes	3	BUECHELE, Shane vs UNT (Sep 7, 2019)
Long Pass	58	BUECHELE, Shane vs Texas State (Sep 14, 2019)
Receptions	11	ROBERSON JR., Reggie at Arkansas State (Aug 31, 2019)
Yards Receiving	180	ROBERSON JR., Reggie at Arkansas State (Aug 31, 2019)
TD Receptions	2	ROBERSON JR., Reggie vs UNT (Sep 7, 2019)
Long Reception	58	GRANSON, Kylan vs Texas State (Sep 14, 2019)
Field Goals	3	ROBLEDO, Kevin at Arkansas State (Aug 31, 2019)
Long Field Goal	38	HOGAN, Luke at TCU (Sep 21, 2019)
Punts	4	SCOTT, Warren vs Texas State (Sep 14, 2019)
	4	DENBOW, Trevor at TCU (Sep 21, 2019)
Punting Avg	49.0	SCOTT, Warren vs UNT (Sep 7, 2019)
Long Punt	59	SCOTT, Warren vs UNT (Sep 7, 2019)
Punts inside 20	1	BUECHELE, Shane at Arkansas State (Aug 31, 2019)
	1	SCOTT, Warren vs UNT (Sep 7, 2019)
	1	DENBOW, Trevor at TCU (Sep 21, 2019)
Long Punt Return	20	PROCHE, James vs Texas State (Sep 14, 2019)
Long Kickoff Return	98	SANDERS, CJ at Arkansas State (Aug 31, 2019)
Tackles	10	JOHNSON, Ar'mani at Arkansas State (Aug 31, 2019)
	10	MCBRYDE, Richard at TCU (Sep 21, 2019)
Sacks	3.0	NELSON, Patrick vs Texas State (Sep 14, 2019)
Tackles For Loss	4.0	SCOTT, Delontae at Arkansas State (Aug 31, 2019)
Interceptions	1	NEWMAN, Terrance at Arkansas State (Aug 31, 2019)
	1	NELSON, Patrick vs UNT (Sep 7, 2019)
	1	CLEMONS, Rodney vs Texas State (Sep 14, 2019)

The Automated ScoreBook
 SMU Game Superlatives (as of Sep 21, 2019)
 All games

TEAM GAME HIGHS

Rushes	56	vs Texas State (Sep 14, 2019)
Yards Rushing	390	vs Texas State (Sep 14, 2019)
Yards Per Rush	7.0	vs Texas State (Sep 14, 2019)
TD Rushes	5	vs Texas State (Sep 14, 2019)
Pass attempts	49	at Arkansas State (Aug 31, 2019)
Pass completions	30	at Arkansas State (Aug 31, 2019)
Yards Passing	360	at Arkansas State (Aug 31, 2019)
Yards Per Pass	13.1	vs Texas State (Sep 14, 2019)
TD Passes	3	vs UNT (Sep 7, 2019)
Total Plays	94	at Arkansas State (Aug 31, 2019)
Total Offense	639	vs Texas State (Sep 14, 2019)
Yards Per Play	8.5	vs Texas State (Sep 14, 2019)
Points	49	vs UNT (Sep 7, 2019)
Sacks By	5	vs UNT (Sep 7, 2019)
	5	vs Texas State (Sep 14, 2019)
First Downs	29	at Arkansas State (Aug 31, 2019)
Penalties	7	vs Texas State (Sep 14, 2019)
Penalty Yards	75	vs Texas State (Sep 14, 2019)
Turnovers	3	vs Texas State (Sep 14, 2019)
Interceptions By	1	at Arkansas State (Aug 31, 2019)
	1	vs UNT (Sep 7, 2019)
	1	vs Texas State (Sep 14, 2019)
Punts	6	at TCU (Sep 21, 2019)
Punting Avg	47.3	vs UNT (Sep 7, 2019)
Long Punt	59	vs UNT (Sep 7, 2019)
Punts inside 20	1	at Arkansas State (Aug 31, 2019)
	1	vs UNT (Sep 7, 2019)
	1	at TCU (Sep 21, 2019)
Long Punt Return	20	vs Texas State (Sep 14, 2019)

The Automated ScoreBook
SMU Game Superlatives (as of Sep 21, 2019)
All games

OPPONENT INDIVIDUAL GAME HIGHS

Rushes	19	Anderson, D., at TCU (Sep 21, 2019)
Yards Rushing	164	SIGGERS, Tre, vs UNT (Sep 7, 2019)
TD Rushes	2	Anderson, D., at TCU (Sep 21, 2019)
Long Rush	77	Anderson, D., at TCU (Sep 21, 2019)
Pass attempts	50	Bonner, Logan, at Arkansas State (Aug 31, 2019)
Pass completions	32	Bonner, Logan, at Arkansas State (Aug 31, 2019)
Yards Passing	334	Bonner, Logan, at Arkansas State (Aug 31, 2019)
TD Passes	4	Bonner, Logan, at Arkansas State (Aug 31, 2019)
Long Pass	35	Vitt,Tyler, vs Texas State (Sep 14, 2019)
Receptions	12	Bowling, B., at Arkansas State (Aug 31, 2019)
Yards Receiving	132	Bayless, Omar, at Arkansas State (Aug 31, 2019)
TD Receptions	4	Bayless, Omar, at Arkansas State (Aug 31, 2019)
Long Reception	35	Twyford,Caleb, vs Texas State (Sep 14, 2019)
Field Goals	2	MOONEY, Ethan, vs UNT (Sep 7, 2019)
Long Field Goal	36	MOONEY, Ethan, vs UNT (Sep 7, 2019)
Punts	10	O'Kelly, Seamus, vs Texas State (Sep 14, 2019)
Punting Avg	49.2	KENWORTHY, A., vs UNT (Sep 7, 2019)
Long Punt	73	KENWORTHY, A., vs UNT (Sep 7, 2019)
Punts inside 20	3	Grace, Cody, at Arkansas State (Aug 31, 2019)
	3	O'Kelly, Seamus, vs Texas State (Sep 14, 2019)
Long Punt Return	23	Reagor, Jalen, at TCU (Sep 21, 2019)
Long Kickoff Return	47	Anderson, D., at TCU (Sep 21, 2019)
Tackles	19	Wallow, Garret, at TCU (Sep 21, 2019)
Sacks	2.0	HAMILTON, L., vs UNT (Sep 7, 2019)
Tackles For Loss	2.5	HAMILTON, L., vs UNT (Sep 7, 2019)
	2.5	LondonII,Bryan, vs Texas State (Sep 14, 2019)
	2.5	Wallow, Garret, at TCU (Sep 21, 2019)
Interceptions	1	Jackson, Darreo, at Arkansas State (Aug 31, 2019)
	1	Morris,Jarron, vs Texas State (Sep 14, 2019)
	1	Smith,Jalen, vs Texas State (Sep 14, 2019)
	1	Washington, A., at TCU (Sep 21, 2019)

The Automated ScoreBook
 SMU Game Superlatives (as of Sep 21, 2019)
 All games

OPPONENT TEAM GAME HIGHS

Rushes	42	vs UNT (Sep 7, 2019)
	42	at TCU (Sep 21, 2019)
Yards Rushing	236	at TCU (Sep 21, 2019)
Yards Per Rush	5.6	at TCU (Sep 21, 2019)
TD Rushes	2	at TCU (Sep 21, 2019)
Pass attempts	50	at Arkansas State (Aug 31, 2019)
Pass completions	32	at Arkansas State (Aug 31, 2019)
Yards Passing	334	at Arkansas State (Aug 31, 2019)
Yards Per Pass	6.7	at Arkansas State (Aug 31, 2019)
TD Passes	4	at Arkansas State (Aug 31, 2019)
Total Plays	80	vs UNT (Sep 7, 2019)
Total Offense	429	at Arkansas State (Aug 31, 2019)
Yards Per Play	5.8	at Arkansas State (Aug 31, 2019)
Points	38	at TCU (Sep 21, 2019)
Sacks By	2	vs UNT (Sep 7, 2019)
First Downs	26	at Arkansas State (Aug 31, 2019)
Penalties	11	at Arkansas State (Aug 31, 2019)
Penalty Yards	90	vs UNT (Sep 7, 2019)
Turnovers	3	at Arkansas State (Aug 31, 2019)
	3	at TCU (Sep 21, 2019)
Interceptions By	2	vs Texas State (Sep 14, 2019)
Punts	10	vs Texas State (Sep 14, 2019)
Punting Avg	49.2	vs UNT (Sep 7, 2019)
Long Punt	73	vs UNT (Sep 7, 2019)
Punts inside 20	3	at Arkansas State (Aug 31, 2019)
	3	vs Texas State (Sep 14, 2019)
Long Punt Return	23	at TCU (Sep 21, 2019)