



@USFFOOTBALL

NOV. 25, 2019

UNIVERSITY OF SOUTH FLORIDA BULLS FOOTBALL

TAMPA, FLORIDA

23rd SEASON • 15 WINNING SEASONS • 10 BOWL GAMES • 6 BOWL VICTORIES • 30 NFL DRAFT PICKS • 14 ALL-AMERICA SELECTIONS • REACHED NO. 2 RANKING IN 2007

2019 USF GAME NOTES

GAME 12 • AT UCF

USF DRIVE STARTERS

- 11th installment of the War on I-4; Bulls look to snap two-game UCF streak, extend 6-4 lead in series.
FR RB Joiner posts 115 yards in starting debut.
SO LB Boyles leads team in tackles & TFL.
Bulls start 10 sophomores, 2 freshmen in last outing.
D holds 7 of 11 below season offense & scoring avgs.
Bulls in midst of tough November with four games vs. teams with a combined record of 35-9, two ranked.
P Schneider finishing record-setting season.
Livingstone with 31 career TFL, 1.5 away from top 10 all-time on USF career charts.
TE Wilcox enters top 10 all-time in receiving yards & TD, needs 6 receptions to do so, has 9 career vs. UCF.

USF (4-7; 2-5 American) vs UCF (8-3; 5-2 American)

Friday, Nov. 29 • 8:00 P.M. • Orlando, Fla. • Spectrum Stadium (44,206)

SURFACE: Tifton 419 Bermuda
TV: ESPN: Roy Philpott (p-by-p), Kelly Stouffer (analyst) & Lauren Sisler (sideline)
RADIO: 95.3 FM/620 AM
AUDIO STREAM: iHeartRadio - Bulls Unlimited
SERIES: USF leads, 6-4
IN TAMPA: USF leads, 3-2
IN ORLANDO: USF leads, 3-2
LAST: UCF won, 38-10, in Tampa in 2018
USF VS. AAC: 29-26
WEEKDAY GAMES: 19-26, Fridays: 11-12



USF RANKINGS (CFP/AP/COACHES): NR/NR
HEAD COACH: Charlie Strong (C. Arkansas, '82)
RECORD AT USF: 21-15 (3rd)
CAREER RECORD: 74-52 (10th)



UCF RANKINGS (CFP/AP/COACHES): NR/NR
HEAD COACH: Josh Heupel (Oklahoma '00)
RECORD AT UCF: 20-4 (2nd)
CAREER RECORD: Same

@USFFOOTBALL @COACHSTRONG_USF @USFATHLETICS #HORNSUP #GOBULLS #BULLSTRONG

2019 SCHEDULE

Table with columns: DATE, OPPONENT, KICK/RESULT, TV, RADIO, NOTABLE. Lists 12 games from August to December.

USF STATISTICAL LEADERS

RUN: Cronkrite: 136 carries, 687 yds, 4 TD, 68.7 ypg
PASS: McCloud: 56.7%, 1,313 yds, 12 TD, 6 INT, 119.4 ypg
REC: Wilcox: 26 rec., 334 yds, 5 TD, 30.4 ypg
SCORING: Wilcox & Shrader: 30 pts
TACKLES: Boyles (6.1 tpg)
TFL: Boyles (12.5)
SACKS: Grier, 4.0 Sacks
INT: Sails, 3
USF CAPTAINS: Game-by-Game

USF RADIO NETWORK

FLAGSHIP: 95.3 FM/620 AM WDAE (TAMPA)
IHEART RADIO (DIGITAL) - BULLS UNLIMITED
Jim Louk, play-by-play Sam Barrington, analyst
Joey Johnston, sideline
PREGAME SHOW (2 HRS PRIOR TO KICK)
Jim Lighthall, Jay Recher & Darek Sharp
USF FOOTBALL RADIO SHOW
Live weekly, 7-8 p.m. from World of Beer on Fowler Ave.
Thursdays on Saturday game weeks
Tuesdays on mid-week game weeks

FIND US ON SOCIAL MEDIA

Twitter: @USFFOOTBALL, @CoachStrong_USF
Instagram: USFFOOTBALL
Facebook: facebook.com/SouthFloridaFootball
#GoBulls; #HornsUp; #BullStrong

USF ATHLETIC COMMUNICATIONS

4202 E. Fowler Ave., ATH 100, Tampa, FL 33620
OFFICE: 813-974-2125 WEB: GoUSFBulls.com
Brian Siegrist, Associate AD for Communications
O: (813) 974-4086 | C: (813)-293-3897 | siegrist@usf.edu
Jay D'Abramo Asst. Director of Communications
O: (813) 974-7099 | C: 813-210-7333 | Jdabramo@usf.edu



11TH INSTALLMENT OF THE WAR ON I-4

USF will head 90 miles down I-4 for the Bulls' fifth and final road game of the season. Two of the Bulls' four wins and top two offensive performances of the season vs. FBS teams have come on the road in 2019, scoring 48 at UConn and 45 at ECU in wins.
WAR ON I-4: The only rivalry game in The American, the War on I-4 resumes as part of a department wide sports series between USF and UCF, schools separated by approximately 90 miles of Florida Interstate 4. The War on I-4 all-sports series began in 2016 and has been won by UCF the last three years. The Knights currently lead the 2019-20 series, 18-6. The football teams play for the War on I-4 trophy unveiled in 2016. USF leads the football series, 6-4. The teams have split the last four meetings. The UCF football program was started in 1979. USF began football in 1997 and varsity athletic competition in 1965.
SCHNEIDER STANDS OUT: Australian punter Trent Schneider has earned CoSIDA Academic All-District honors to go with tremendous season that has seen him post the top three game punting averages in program history, a game yardage record and on pace to set season yardage and average records with a 45.9 ypg, 12th nationally.
TOP 10ers Senior RB Jordan Cronkrite has moved into the top 10 all-time in rushing at USF with 1,808 career yards, 9 shy of seventh all-time. Senior TE Mitchell Wilcox brings 1,310 career receiving yards (10th all-time), 11 TD (8th all-time), and 98 receptions into the game and needs 6 receptions to move into the top 10 all-time in that category.
DISRUPTIVE DEFENSE: USF has posted a takeaway in every game on the season and has 6 games with two or more. USF's 24 takeaways on the year eclipse last year's total (21) and rank third nationally. The Bulls rank 6th nationally in fumbles recovered (12) and fourth in tackles for loss (8.7). The Bulls have held 7 of 11 opponents below their season total offense and scoring averages.

USF QUICK FACTS

HEAD COACH CHARLIE STRONG

Years Coached: _____ 10th season (3rd at USF)
Alma Mater: _____ Central Arkansas, '82
 _____ three-time all-conference defensive back
Career Record: _____ 74-52 (11th)
Record at USF: _____ 21-15 (3rd)
American Conf. Record: _____ 18-13 (4th yr; 1 at UL)
Career Bowl Record: _____ 4-4

USF COACHING STAFF (game location)

Brian Jean-Mary (Field) Def. Coord./Asst. HC/LBs
 Kerwin Bell (Field) Off. Coord./QBs
 Justin Burke (Press Box) Tight Ends/Special Teams
 Sean Cronin (Press Box) Outside Linebackers
 Jeremy Darveau (Field) Offensive Line
 Steve Ellis (Field) Defensive Backs
 Bryan Hill (Press Box) Safeties
 Shaun King (Field) Running Backs
 Paul Spicer (Field) Defensive Line
 Charlie Williams (Field) Wide Receivers
 Pat Moorer (Field) Strength & Conditioning
Analysts: Kade Bell, Trent Earley, Lindsey Lamar,
 Jamey McClendon, Andrew Robestelli, Auggie Sanchez
Graduate Assistants: Demarco Cobbs,
 Emilio Nadelman, John Peacock, Jonathan Pearce

IN THE PRESS BOX

OFFENSE: Justin Burke

DEFENSE: Sean Cronin & Bryan Hill

UNIVERSITY QUICK FACTS

Location: Tampa, Fla. **Enrollment:** 50,577
Nickname: Bulls **Colors:** Green & Gold
Conference: American Athletic
President: Dr. Steven C. Currall
Athletic Director: Michael Kelly
Football Office Phone: 813-974-7170

TEAM OVERVIEW

2018 Overall Record: 7-6
2018 American Athletic Record: 3-5
Bowl Game: Gasparilla Bowl (Lost)
Starters Returning/Lost: 16/8
Offense: 9/2 **Defense:** 5/6
Special Teams: 2/0
Lettermen Returning/Lost: 39/22
Offense: 20/8 **Defense:** 16/13
Special Teams: 3/1

FOOTBALL HISTORY

First Year: 1997
First Year in FBS: 2000
Record (years): 156-118 (23rd season)
FBS Record (years): 136-105 (20th season)
Bowl Appearances/Record: 10 (6-4)
Last Bowl Appearance: 2018 Gasparilla (L, Marshall)
First Team All-Americans: 6
First Team All-Conference: 32

STADIUM INFORMATION

Name: Raymond James Stadium
Capacity: 65,857 **Surface:** Tifway Bermuda 419
Record At Ray Jay: 92-47 (.661)

THE PROGRAM

In its 23rd season and 20th at the FBS level, USF Football has made 10 bowl appearances, including a current string of four straight and every season between 2005-10 (6 straight). USF has won six bowl games and has produced 14 All-America selections, 30 NFL Draft picks and reached the No. 2 ranking in the Associated Press Poll in 2007.

LAST TIME OUT

17 SENIOR HONORED PRIOR TO 49-10 LOSS TO NO. 18 MEMPHIS

USF honored 17 seniors in their last game at Raymond James Stadium before the Bulls dropped their third straight game in a 49-10 loss to No. 18 Memphis. USF led 10-7 after the first quarter after driving 75 yards on its first possession to score the opening points and gaining two interceptions. Both interceptions were returned into Memphis territory, but the Bulls could only get three points out of them and found themselves trailing 28-10 at the half after the Tigers reeled off 21 unanswered points in the second quarter.

■ Freshman RB Kelley Joiner made his first career start as seniors Jordan Cronkrite and Trevon Sands were both sidelined with injury. Joiner gained 66 yards, including a 47-yard burst, on the Bulls' opening drive and had 101 yards at halftime, but was held to just 14 second half yards.

■ The Bulls completed just six passes on the day and were held to 44 yards passing, a new game low for the program, and posted just five first downs, also a program record low.

■ QB Jordan McCloud went 5 of 14 for 45 yards and was replaced in the third quarter by Kirk Rygol, who went 1 of 4 for -1 yards.

■ Walk-on linebacker Andrew Mims led USF with a career high 13 tackles, fellow LB Dwayne Boyles logged 10.

USF NUMBERS TO KNOW

\$21 Million - USF has raised more than \$21 million toward the construction of the new USF Football Center following the announcement of \$2 million in gifts during the homecoming win vs. BYU on Oct. 12.

9,264 - Distance that **Trent Schneider**, a 29-year-old, left-footed punter from Sydney, Australia, is from home. He set a USF game record averaging 51.6 ypp on seven punts at Georgia Tech & ranks 3rd in the AAC (44.5 ypp).

1,808 - Career rushing yards for SR RB **Jordan Cronkrite**, which rank 8th all-time at USF. In 2018, he became the 9th 1,000-yard rusher in program history (1,121) and his five straight 100-yard games equaled the USF record. He has three 100-yard games in 2019 and eight on his career.

523.9/52.0 - OC **Kerwin Bell** led Valdosta State to the Div. II national title in 2018 as his offense averaged 523.9 ypg and 52.0 ppg.

511 - Yards in the month of October for SR RB **Jordan Cronkrite**. He has averaged 127 ypg and 6.8 ypc in his last four games, posting three 100-yard games.

302 - USF and AAC record rushing yards posted by SR RB **Jordan Cronkrite** at UMass (2018).

273 & 5 - FR QB **Jordan McCloud** totaled 273 yards and 5 TD (3 passing & 2 rushing) in his debut start vs. SC State on Sept. 14. He became the 17th starting QB in program history and the 10th to win their debut.

150 - In 2018, USF became the fastest collegiate program in state of Florida history to reach 150 wins.

115 - Freshman RB Kelley Joiner Jr. made his first career start vs. No. 18 Memphis and posted 115 yards on 13 carries (8.8 ypc).

98 & 97 - KR **Terrence Horne** tied an NCAA record in 2018 with two kickoff returns for TDs (98 & 97 yds) vs. Georgia Tech. He missed the bulk of the 2018 season after tearing his ACL in practice prior to the ECU game.

89 - SR DE **Greg Reaves** posted a career-best 89 tackles in 2018, playing the last seven games at linebacker. The former walk-on had a season-best 13 stops at Navy this year and ranks 5th with 56 stops in 2019.

43/540 - SR TE **Mitchell Wilcox** set a USF TE seasons record in 2018 with 43 catches for 540 yards.

98/1,314/11 - SR TE **Mitchell Wilcox** owns USF tight end career records with 98 recs, 1,310 yards & 11 TD. He leads the team with 26 catches for 334 yards & 5 TD on the year.

68 - Season tackles for sophomore LB Dwayne Boyles who leads USF in tackles and TFL (12.5).

52.8 - USF game record punting average posted by Trent Schneider vs. BYU, the fourth best mark in AAC history and his second USF record performance on the year.

25 - The Bulls have 25 players that have already graduated (11) or will earn their degree in December (14), including 18 that reside in the two-deep.

20 - Charlie Strong became the fastest USF coach to reach 20 wins with a 27-23 victory over BYU.

20 - USF checked in at No. 20 in the Coaches poll in Week 9 of the 2018 season. The winningest era of USF football includes a program-record run of 20 straight weeks ranked in the Top 25 (2016-17), four straight bowl games and two bowl wins over Power 5 opponents.

18 - Passes defended recorded by **Mike Hampton** in 2018, to rank ninth nationally and one short of the USF record. He had a season-best 3 at UConn so far this year.

15 - Number of tackles recorded by LB **Patrick Macon** in his USF debut, the most for a Bull since 2013. He leads USF with 7.4 per game, which ranks 8th in the AAC.

10.0 - Number of tackles for loss recorded by SR DE **Kirk Livingstone** in 2019, equaling his career best set last season. He has 31.0 TFL and 11 sacks on his career.


18-1 - USF is 18-1 under Charlie Strong when rushing for 200 yards and 18-1 when outrushing an opponent. The Bulls have run for 200 plus four times on the year (4-0).

12/9 - USF has 12 players on the roster that transferred from Power 5 schools, nine are in the depth chart.

8 - USF grabbed a program record 8 takeaways vs. SC State and has 24 on the year to rank No. 3 nationally.

5 - All five starters on the offensive line from the 2018 Gasparilla Bowl returned. **Marcus Norman** (RT) and **William Atterbury** (RG) have combined to start 83 games.

3 - USF stands No. 3 in the nation with 8.7 TFL per game and has posted 10+ in four games.



EXCLUSIVE DEBUTS OF ADIDAS UNIFORM & SCHUTT HELMET

■ When USF football opened the 2019 season the Bulls were clad in the new **adidas WVN A1 uniform**, the newest creation in the adidas A1 uniform franchise. *USF was selected to debut the latest addition to the adidas A1 uniform franchise and is the only team in the nation wearing the WVN A1 uniform, adidas' lightest weight game uniform.*

■ Starting with the Bulls' game at ECU on Oct. 26, USF became the first program in the nation to debut **Schutt's new UR1 model**, which is specifically fitted to meet the unique size needs of individuals through pressure mapping. As Schutt's pioneer program, USF has 17 players in the helmet with the ability to adjust padding pressure using mapping technology and a new pad system that allows changes on the fly. A 3D helmet device takes exact measurements of the head. Inside the helmet, there are 20 different pod positions and six pad configurations that can be adjusted to make sure a player feels complete comfort.



#BULLSTRONG: INSIDE USF FOOTBALL

Shot and produced by 20-time Emmy-winning Awesome Films, #BULLSTRONG: Inside USF Football takes fans inside the program with stunning cinematography and unprecedented access. The show, was the winner of the Outstanding Program Series award at the 2017 SVG/NACDA College Sports Media Awards and won a Florida broadcasting Emmy.

AIR TIMES: EACH GAME WEEK: FOX Sports Florida Thursdays at 3:30 p.m. (Spectrum CH: 39 & 1149 HD; Verizon FiOS CH: 77 & 577; DirecTV 654; Dish Network 423 SD; 373 HD

MOR-TV: Saturdays at noon (Charter/Spectrum CH 12/HD 1012; Verizon FiOS Ch 12/HD 512; Comcast 12/HD 437 ; Xfinity CH 4 in Sarasota; DirecTV CH 32 & 32-1; Over the air CH 32.1

OPPONENT PREVIEW: UCF, BULLS LEAD SERIES, 6-4

Led by freshman quarterback Dillon Gabriel's 317 yards passng, his fourth 300-yard game of the season, and 58 yards rushing, the Knights posted a 34-31 victory at Tulane in their last outing, producing 484 yards of offense while giving up 402, including 221 rushing, to Tulane. UCF returns home, where it is 5-0 on the season and has won 20 straight, after splitting a two-game road trip (falling, 34-31, at Tulsa).

- The Knights' losses on the year have come at Pittsburgh (36-34), at Cincinnati (27-24) and at Tulsa (34-31) by a total of eight points. The beat common USF opponents UConn (56-21), ECU (41-28) and Temple (63-21).
- UCF ranks sixth nationally in scoring (43.8 ppg), fourth in total offense (536.4 ypg) and eight in passing offense (321.2 ypg), leading the AAC in all three categories. They rank 24th in rushing offense (215.2 ypg).
- UCF ranks second in the AAC giving up 353 yards per game, allowing 207 through the air and 145 on the ground.
- QB Dillon Gabriel ranks 12th nationally in pass efficiency (158.2), 13th with 283.9 passing yards per game and 20th with 25 passing TD. WR Gabriel ranks fifth nationally with 1,135 receiving yards (103.2 ypg). They have three rushers with 500-plus yards on the year.

LAST TIME VS UCF

Freshman Johnny Ford rushed for 120 yards and his 34-yard touchdown reception helped make it a seven-point game late in the third quarter before the Bulls fell to No. 8/9 UCF, 38-10, in front of the second-largest War on I-4 crowd ever of 57,626 at Raymond James Stadium.

■ Chris Oladokun, starting for injured Blake Barnett, through a TD with 1:15 left in the third quarter before UCF responded with 21 straight points.

■ Defensively, USF stayed within striking distance most of the way by forcing six punts, including four in the second half. Linebacker Khalid McGee made a game-high 13 tackles.

■ USF saw its War on I-4 series lead trimmed to 6-4 as UCF claimed its second straight win in the series.

■ UCF ran for 391 yards, 181 and 3 TD from Greg McCrae.

	UCF	USF
FIRST DOWNS	27	16
Rushing	17	11
Passing	9	5
Penalty	1	2
NET YARDS RUSHING	391	196
Rushing Attempts	58	47
Yards Per Rush	6.7	4.2
Rushing Touchdowns	4	0
Yards Gained Rushing	399	236
Yards Lost Rushing	8	40
NET YARDS PASSING	167	113
Completions-Attempts-Int	10-24-1	15-29-1
Average Per Attempt	7.0	3.9
Average Per Completion	16.7	7.5
Passing Touchdowns	1	0
TOTAL OFFENSE YARDS	558	309
Total offense plays	82	76
Average Gain Per Play	6.8	4.1
Fumbles: Number-Lost	0-0	1-0
Penalties: Number-Yards	5-34	4-34
PUNTS-YARDS	6-282	9-441
Average Yards Per Punt	47.0	49.0
Net Yards Per Punt	43.3	46.3
Inside 20	4	2
50+ Yards	3	4
Touchbacks	1	1
Fair catch	2	2
KICKOFFS-YARDS	7-402	3-115
Average Yards Per Kickoff	57.4	38.3
Net Yards Per Kickoff	43.1	30.0
Touchbacks	2	1
Fair Catch Yards	0	0
Punt returns: Number-Yards-TD	2-4-0	2-2-0
Average Per Return	2.0	1.0
Kickoff returns: Number-Yds-TD	0-0-0	4-50-0
Average Per Return	0.0	12.5
Interceptions: Number-Yds-TD	1-0-0	1-30-0
Fumble Returns: Number-Yds-TD	0-0-0	0-0-0
Miscellaneous Yards	0	0
Possession Time	30:40	29:20
1st Quarter	6:22	8:38
2nd Quarter	7:28	7:32
3rd Quarter	7:30	7:30
4th Quarter	9:20	5:40
Third-Down Conversions	9 of 18	5 of 18
Fourth-Down Conversions	0 of 1	0 of 2
Red-Zone Scores-Chances	2-2	1-2
Touchdowns	2-2	0-2
Field goals	0-2	1-2
Sacks By: Number-Yards	4-37	1-4
PAT Kicks	5-5	1-1
Field Goals	1-1	1-1
Points off turnovers	0	0

UCF

	No.	Gain	Loss	Net	TD	Lg	Avg
Rushing	16	182	1	181	3	40	11.3
McCrae, Greg	11	72	0	72	1	20	6.5
McGowan, Taj	14	68	3	65	0	21	4.6
Killins, Adrian	10	55	4	51	0	13	5.1
Milton, M.	5	16	0	16	0	5	3.2
Thompson, Ben.	2	6	0	6	0	5	3.0
Totals	58	399	8	391	4	40	6.7
Passing	C-A-I	Yds	TD	Long	Sack		
Mack, Darriel	5-14-0	81	0	47	1		
Milton, M.	5-10-1	86	1	38	0		
Totals	10-24-1	167	1	47	1		
Receiving	No.	Yards	TD	Long			
Davis, Gabriel	5	69	1	38			
Snelsdon, D.	2	60	0	47			
Killins, Adrian	1	18	0	18			
Collubiale, M.	1	11	0	11			
Hescock, Jake	1	9	0	9			
Totals	10	167	1	47			

USF

	No.	Gain	Loss	Net	TD	Lg	Avg
Rushing	16	122	2	120	0	38	7.5
Ford, Johnny	7	46	0	46	0	12	6.6
Bell, Duran	10	30	0	30	0	10	3.0
Cronkrite, J	9	30	22	8	0	22	0.9
Oladokun, Chris	1	5	0	5	0	5	5.0
Antoine, Deange	1	3	0	3	0	3	3.0
Bronson, Rysphen	1	0	1	-1	0	-1	-1.0
Team	2	0	15	-15	0	-7.5	-7.5
Keane, Brett	47	236	40	196	0	38	4.2
Totals	113	1	113	1	34	4	
Passing	C-A-I	Yds	TD	Long	Sack		
Keane, Brett	8-17-0	36	0	8	1		
Oladokun, Chris	7-12-1	77	1	34	3		
Totals	15-29-1	113	1	34	4		
Receiving	No.	Yards	TD	Long			
Wilcox, Mitch	5	38	0	17			
Clerveaux, Stan	3	10	0	4			
Ford, Johnny	2	39	1	34			
Bronson, Rysphen	2	15	0	11			
McCants, Tyre	2	8	0	5			
Bell, Duran	1	3	0	3			
Totals	15	113	1	34			

WAR ON I-4 SERIES NOTES

- Four games in the series have been decided by a touchdown or less.
- USF won the first four meetings in the series by an average of 20 ppg, including a 64-12 victory in 2007 in Tampa that stands as the largest margin (52 points) in the series.
- A 2-9 USF team fell, 23-20, to No. 17 ranked UCF in Orlando in 2013, the closest game in the series.
- The 2017 game marked the first in which two ranked teams met and the third time USF entered ranked. The 49-42 epic was decided in the thrilling final minutes in front of 47,129 at Spectrum Stadium and hailed as one of the top games of the year nationally. USF QB Quinton Flowers shattered school records with 605 yards of total offense and 503 passing yards and tied his career high with four touchdown passes and five total touchdowns accounted for. His final scoring toss of 83 yards to Darnell Salomon with 1:41 remaining set the stage for USF to tie the game with a two-point conversion. UCF captured the East Division title with a 95-yard kickoff return for a touchdown by Mike Hughes.

USF LEADS 6-4

H: 3-2 A: 3-2

YR	W/L	Score.....H/A	Rank
2005	W	31-14H	
2006	W	24-17A	
2007	W	64-12H	5/-
2008	W	31-24A	17/-
2013	L	20-23A	-1/7
2014	L	0-16H	
2015	W	44-3A	
2016	W	48-31H	
2017	L	42-49A	22/13
2018	L	10-38H	-/8

AMERICAN CONFERENCE

School	CONF	OVERALL	STREAK
EAST			
Cincinnati	7-0	10-1	W9
UCF	5-2	8-3	W1
Temple	4-3	7-4	L1
USF	2-5	4-7	L3
East Carolina	1-6	4-7	W1
UConn	0-7	2-9	L3
WEST			
Memphis	6-1	10-1	W5
SMU	5-2	9-2	L1
Navy	6-1	8-2	W1
Tulane	3-4	6-5	L2
Houston	2-5	4-7	W1
Tulsa	1-6	3-8	L1

AMERICAN CONFERENCE SCHEDULE

FRIDAY, NOVEMBER 29, 2019

CINCINNATI @ MEMPHIS.....3:30 P.M.TV: ABC

USF @ UCF8:00 P.M.TV: ESPN

FRIDAY, NOVEMBER 30, 2019

TULSA @ ECU12:00 P.M.TV: ESPNU

UCONN @ TEMPLE3:30 P.M.TV: CBSSN

TULANE @ SMU4:00 P.M.TV: ESPNU

NAVY @ HOUSTON7:00 P.M.TV: ESPNU

AFTERNOON DELIGHT

USF's 4:00 p.m. kickoff vs. Memphis was its seventh afternoon kickoff on the season. Memphis marked the third afternoon kick at home on the year. The Bulls have had four night kicks on the year, all at Raymond James Stadium, including the previous two kicks vs. Temple (8 p.m.) and Cincinnati (7 p.m.). USF will play its first night road game at UCF (8 p.m.) on Friday.

AMERICAN ATHLETIC CONFERENCE 2019 BOWL COMMITMENTS

DXL Frisco Bowl
American vs. Sun Belt
Friday, Dec. 20, 7:30 p.m. ET
Frisco, Texas
ESPN2

AutoNation Cure Bowl
American vs. Sun Belt
Saturday, Dec. 21, 2:30 p.m. ET
Orlando, Fla.
CBS Sports Network

Cheribundi Tart Cherry Boca Raton Bowl
American vs. MAC
Saturday, Dec. 21, 3:30 p.m. ET
Boca Raton, Fla.
ABC

Bad Boy Mowers Gasparilla Bowl
American vs. Conference USA
Monday, Dec. 23, 2:30 p.m. ET
Tampa, Fla.
ESPN

Hawaii Bowl
American vs. BYU
Tuesday, Dec. 24, 8 p.m. ET
Honolulu, Hawaii
ESPN

Military Bowl presented by Northrup Grumman
American vs. ACC
Friday, Dec. 27, noon ET
Annapolis, Md.
ESPN

Jared Birmingham Bowl
American vs. SEC
Thursday, Jan. 2, 3 p.m. ET
Birmingham, Ala.
ESPN

COLLEGE FOOTBALL PLAYOFF
The 2019 College Football Playoff will hold semifinal games at:
Fiesta Bowl
Saturday, Dec. 28, 4 or 8 p.m. ET on ESPN
Chik-fil-A Peach Bowl
Saturday, Dec. 28, 4 or 8 p.m. ET on ESPN
The 2019 College Football National Championship Game will be at:
Mercedes-Benz Superdome
New Orleans, La.
Monday, Jan. 13, TBA on ESPN

NEW YEAR'S SIX
If the American Athletic Conference champion is not selected for the CFP but is the highest-ranked team among the champions of Conference USA, the Mid-American Conference, the Mountain West and the Sun Belt, it would play in the Goodyear Cotton Bowl Classic:

Goodyear Cotton Bowl Classic
New Year's Six Bowl
Saturday, Dec. 28, noon ET
Arlington, Texas
ESPN



DID YOU KNOW?

- Head coach **Charlie Strong** loves ice cream, particularly Blue Bell chocolate, and eats it daily.
- SR TE **Mitchell Wilcox** is physical and loves contact, in fact he posted 61 tackles and 17.5 TFL in his senior year of HS. His father, Charles, served in the U.S. Coast Guard. The family has an ice cream scoop that has been passed down through the family and is reinforced by a shovel handle.
- SR TE **Mitchell Wilcox** is the ping-pong champion of the current Bulls locker room but still has not claimed the crown for Selmon Athletics Center, that is held by former Bulls' kicker and current GA Emilio Nadelman.
- SR TE **Mitchell Wilcox** was the team belly flop champion at the 2018 Gasparilla Bowl, using a long perfected technique. His parents, Carole and Chuck, attended the very first USF game in 1997.
- SR DE **Greg Reaves** played safety in high school. He joined USF as a walk-on, earning a scholarship prior to the 2017 season. Reaves plays the saxophone and likes to play Christmas songs.

- FR WR **Terrence Horne** was the 100-meter champion in the 2018 FHSAA 4A State Track and Field Championships. He has a career-best time of 10.29.
- JR P **Trent Schneider** is a 29-year-old native of Sydney, Australia who worked construction for eight years before the former soccer goalkeeper became a college punter.
- SR LB **Nico Sawtelle** plays the piano. He can still pick up sheet music and play and likes to play "Piano Man" and the Charlie Brown theme song.
- SR QB **Blake Barnett** is married to a professional surfer, Maddie. They were engaged in 2015 and have an infant son, Brooks. Blake also surfs.
- SR QB **Blake Barnett's** father, Lance, was a professional motocross racer when Blake was young and Blake rode motocross from the ages of 5 to 12. He went through five motorcycles as he advanced levels.
- SR RT **Marcus Norman's** father, Winston, is a native of England and his mother, Phillippa, hails from Jamaica, where Norman has visited often throughout his life.

PROGRAM ON A ROLL

FASTEST TO 150 WINS

With a victory over ECU (Sept. 22), USF became the fastest Florida FBS program to reach 150 wins.

STATE OF FLORIDA FBS PROGRAMS

School.....	Game Reached
150th Win/Games	
USF	4th game of 2018150/255 (.588)
Florida.....	1st game of 1937150/258 (.581)
Miami.....	5th game of 1955150/267 (.562)
Florida St.	10th game of 1975150/292 (.513)
UCF	9th game of 2005150/294 (.510)
FAU & FIU	have not reached 150 wins

BULLS POST BEST 4-YEAR WIN TOTAL

USF has posted the program's best-ever win total (36) over four seasons. The Bulls surpassed the previous program record in the 44th game of the current four-year period, surpassing the 34 wins (34-18 (65.0%)) posted from 2006-09 in a span of 52 games.

WINNINGEST ERA IN USF HISTORY

USF is experiencing the most successful era in the 22 years of the existence of the football program.

MOST WINS & BEST RECORD OVER 3 SEASONS

Record	Period ..	Win %
29-9	2015-17	76.3%
28-10	2016-18	77.8%
26-13	2006-08	66.6

MOST WINS & BEST RECORD OVER 4 SEASONS

Record	Period.....	Win %	Bowls
36-15	2015-18	70.5%	4
34-18	2006-09	65.0%	4

MOST WINS IN A SEASON

Record	Period ..	Win %
11-2	2016	84.6%
10-2	2017	83.3%
9-2	2002	81.8%
9-4	2007	69.2%
9-4	2006	69.2%

2019 SEASON STORY LINES

■ **Coaching Staff Changes:** Head coach Charlie Strong welcomed five new coaches in the offseason, highlighted by offensive coordinator Kerwin Bell. Offensive line coach Jeremy Darveau also joined the offense and USF added three new defensive coaches: defensive backs coach Steve Ellis, safeties coach Bryan Hill and defensive line coach Paul Spicer.

■ **OC Bell Set to Score Fast:** After leading Valdosta State to a Division II National Championship with the nation's top scoring offense (52.0 ppg), new offensive coordinator Kerwin Bell takes the reins of the USF offense and will begin developing the Bulls scheme this spring with the mantra "play fast, score faster."

■ **16 Starters/Senior Leaders Return:** USF returns 16 starters, including five seniors on offense and senior leaders Greg Reaves, Kirk Livingstone and Nico Sawtelle on defense.

■ **Nine Starters Return on Offense:** New OC Kerwin Bell will enjoy nine returning starters on offense, including the Bulls' quarterback, top rusher, top receiver, all-conference tight end and four offensive linemen with seven or more starts in 2018.

■ **Dynamic Runners:** The Bulls return their top three rushers from 2018, led by dynamic backs Jordan Cronkrite (1,121 yds & 9 TD) and Johnny Ford (787 yds & 8 TD) that ranked fifth (6.09) and third (6.84) in yards per carry in The American.

■ **Wilcox & Cronkrite Spurn NFL:** First team all-conference tight end Mitchell Wilcox and 1,000-yard rusher Jordan Cronkrite elected to forego early entry in the NFL Draft to return for their senior campaigns. Wilcox posted a USF tight end record season with 43 receptions for 540 yards, while Cronkrite logged the sixth-best rushing season in program history.

■ **Familiar O-Line Provides Foundation:** The Bulls' five starters on the offensive line for the Gasparilla Bowl all return in 2018. They all started at least 4 games in 2018.

■ **D-Line Matures:** Young Bulls got a lot of experience on the D-line last year. Now, seniors Greg Reaves and Kirk Livingstone lead a group of four players that have played in 22 or more games and six that have played in eight or more.

■ **Special Teams Solid:** USF returns its kicker (Coby Weiss, 15-18 FG), punter (Trent Schneider, 42.9 ypp), leading kick returner (Bentlee Sanders, 26.8 ypr) and expects the return of dynamic returner Terrence Horne (2 TD returns vs. G-Tech).

POWER SIX

After wins over Georgia Tech and Illinois in 2018, USF has won seven of its last 10 meetings vs. Power Five opponents, including a pair of bowl victories. USF's lone losses in its last nine P5 contests came to No. 13 Florida State (55-35) in 2016 and vs. No. 17 Wisconsin (49-0) in Tampa and at Georgia Tech (14-10) in 2019.

POLL WATCHING

■ USF returned to the Top 20 in the polls for the 32nd week in program history in Week 9 of the 2018 season. It marked the sixth season USF has reached the Top 20 and the third straight in the Top 25.

TOP USF HEAD COACH STARTS:

Head coach Charlie Strong posted the best two-year start by a head coach in USF program history, including going 10-2 with a Birmingham Bowl victory over Texas Tech in his first campaign. With the team's victory over BYU on Oct. 12, he also became the fastest to 20 wins.

Head Coach	2-Year Record
Charlie Strong	17-8
Jim Leavitt	13-9 *
Skip Holtz	13-12
Willie Taggart	6-18
Head Coach	20 Wins Mark
Charlie Strong	20-11
Jim Leavitt	20-12*

* program was FCS at the time/1st 3 years of existence

150 YEARS OF COLLEGE FOOTBALL; BULLS FASTEST TO 150 WINS IN FLORIDA

College football is celebrating its 150th anniversary in 2019. The first game was played on Nov. 6, 1869 as Rutgers beat Princeton, 6-4, in New Brunswick, N.J. USF is playing its 20th FBS season and 23rd season overall.

■ In 2007, USF became the fastest program in the modern AP Poll Era to go from inception to a Top 10 national ranking as the Bulls were ranked No. 6 in the Week 5 AP Poll in just the program's 11th season. The Bulls would climb all the way to the No. 2 ranking two weeks late in Week 7 to become the fastest to reach a Top 5 ranking.

■ The Bull have reached a Top 25 ranking in seven seasons, including the last three straight, and have been ranked a total of 49 weeks, including 12 in the top 15.

■ USF has played in a bowl game in four straight seasons and in 10 of the last 14. The Bulls have won eight or more games in 10 FBS seasons and eclipsed nine wins five times.

■ With a victory over ECU last season, the Bulls became the fastest collegiate program in state of Florida history to reach 150 wins.

USF FOOTBALL

Year Started	1997
Seasons Played	23
Games Played	265
Victories	154
Head Coaches	4
Bowl Games	10
Bowl Wins	6



THE WAR ON I-4 TROPHY

Established in September of 2016, the War On I-4 Trophy is presented annually to the winner of the rivalry game between two of the nation's largest universities. Claimed first by USF in 2016 following a 48-31 victory in Tampa,

the traveling trophy measures 4-foot-3-inches in height and weighs 160 pounds with a detachable, pewter replica of the iconic I-4 road sign. The two different sides of the road sign are emblazoned with "Tampa" and "Orlando," representing the metropolitan areas that together form the fourth largest media market in the nation and are connected by a 90 short miles of Florida Interstate I-4.

NOVEMBER PROVIDES TOUGH TEST; SEVEN OPPONENTS RANKED AT SOME POINT DURING THE 2019 SEASON

USF will not leave the state of Florida for four regular season games in November (three at home), but will face a gauntlet of the toughest competition in The American.

■ The Bulls' four November opponents, are a combined 35-9 on the year and 22-6 in The American. All are in the top three of the standings, including East leader Cincinnati (10-1, 7-0), second-place UCF (8-3, 5-2) and third-place Temple (7-4, 4-3) and West leading Memphis (10-1, 6-1).

■ Two of the opponents (Cincinnati and Memphis) are ranked in the current Top 25 and all four have been ranked at some point during the season.

■ USF has faced three Top 25 ranked teams (Wisconsin, Cincinnati & Memphis) and two others that entered the rankings following the game (SMU, Week 6) and another (Navy, Week 11), which gives the Bulls' SEVEN opponents in 2019 that have been ranked in the Top 25 at some point on the season, six of those American Conference teams, including all three USF opponents from the AAC West.

■ The Bulls' final four opponents posted a combined record of 39-13 (26-7 AAC) last year. UCF has won the East the last two years. Memphis has won the West the last two years. Temple won the East in 2015 and was runner-up in 2018.

DEFENSE CLAMPS DOWN

The USF defense has held two of its last three opponents well below their season offensive averages.

■ USF has held 7 of 11 opponents below their season scoring average, including a string of 5 straight prior to the Memphis game, and 7 of 11 below their season total offense average.

	Season Avg.	Vs USF
Cincinnati	32.7 ppg 406.2 ypg	20 points (-12.7) 278 yds (-128)
Temple	27.6 ppg 402.3 ypg	17 points (-10.6) 320 yds (-82)

MCCLLOUD HITS STRIDE

After battling through injuries that hampered his play at Navy and ECU, freshman Jordan McCloud put together his two strongest passing performances of the season in back-to-back games, setting career passing yardage marks in each and completing 63% of his passes over the span.

■ He averaged 246 yards passing in games vs. Temple and Cincinnati.

■ He set a new career high with 267 yards passing while completing 66.7% (18-27) vs. Cincinnati. He tallied a career-best 280 total yards in the game.

■ vs. Temple he set a then career-best 225 yards passing completing 60.5%.

SENIOR SUCCESS

Among USF's 17 seniors playing their final game, many have been part of four straight bowl games, the winningest four-year stretch in program history (36-15 (70.5%) between 2015-18), two bowl victories over Power 5 opponents (Texas Tech & South Carolina), the two winningest seasons in program history (11-2 in 2016 and 10-2 in 2017) and three years entering the Top 25 rankings, including the first two ending a season in the Top 25.

SCHNEIDER HAVING SPECIAL SEASON; EARNS ACADEMIC ALL-DISTRICT HONORS

Punter Trent Schneider, who with a 4.0 GPA in communications has earned CoSida Academic All-District honors, is having a record-breaking season punting.

■ On the year, he has posted the top three all-time game punting averages in USF history, all better than 51.6 ypp, adding the third y averaging 51.6 ypp on nine punts vs. Memphis (11/23). He also set a USF game record with 464 yards in the contest.

■ Schneider now ranks 12th nationally/2nd in AAC averaging 45.9 ypp, on pace to break the USF season mark.

■ He broke a USF game punting record for the second time on the season as he was key in the Bulls' victory over BYU (10/12), averaging 52.8 yards on five punts (*tied for the 4th-best mark in AAC history*) in a close, come-from-behind victory. Schneider's punts were key in changing field position as USF's offense was slow to get going in the first half, but none was bigger than his 61-yard angled punt from the Bulls' own goal line with 1:09 to play and USF clinging to a 27-23 lead. The punt, which angled out of bounds with no return, pushed BYU back to its own 26-yard line to begin its final drive.

■ Schneider's 51.6 average (7 punts) at Georgia Tech, 52.8 average (5 punts) vs. BYU and 51.6 average (9 punts) vs. Memphis stand as the top three punting efforts in program history and the first over 50 yards. The previous record was 49.8 set by Jonathan Hernandez at Tulane in 2017.

■ He has tallied 2,986 yards on the year, nearing his program record mark of 3,176 yards set last season.

CRONKTOBER! 1,000-YARD RUSHER POSTS 511 YARDS IN FOUR GAMES IN MONTH OF OCTOBER

Senior Jordan Cronkrite returned for his senior season after posting 1,121 yards in 2018, the sixth-best total in program history, in his first season on the field for the Bulls.

■ He has 1,808 rushing yards on his USF career, which rank 8th all-time. Combined with the 302 yards he ran for in his freshman and sophomore seasons at Florida, Cronk has gained 2,110 rushing yards in FBS football.

■ After a slow start in the Bulls' first four games that saw him log just 76 yards on 33 carries (8.2 cpg), Cronkrite ex-

HOMEGROWN TALENT

USF's recruiting has focused on Florida and the Bay Area and its seven surrounding counties.

■ 91 of the 107 players on USF roster heading into the 2019 season hail from the state of Florida. That represents 88 percent of the roster with Georgia (6 players) being the next closest state in producing current Bulls.

■ The 2019 Bulls' roster features 29 players from the Bay Area, representing 27 percent of the roster. The Miami/Ft. Lauderdale area is next closest with 19 Bulls hailing from the area.

■ Among the Bay Area standouts on the Bulls' roster are 15 players in the depth chart, including Mackey Award candidate Mitchell Wilcox, starting QB Jordan McCloud, right guard William Atterbury, left tackle Donovan Jennings, slot Bryce Miller, cornerbacks Mike Hampton & KJ Sails, defensive end Greg Reaves, safeties Mekhi LaPointe and Bentley Sanders, defensive tackles Kelvin Pinkney and Blake Green.

SITUATIONAL RECORDS

	Under Strong 2019	
vs. Top-25 opponents (AP/Coaches)	0-6	0-3
vs. Top-10 opponents (AP/Coaches)	0-1	0-0
USF Scores First	9-8	1-3
Opponent Scores first	11-6	2-4
USF leads after 1st quarter	11-6	3-3
Opponent leads after 1st quarter	9-7	1-3
USF leads at half	15-4	3-1
Tied at half	2-0	0-0
Opponent leads at half	3-10	1-6
USF leads after 3rd quarter	15-3	3-1
Opponent leads after 3rd quarter	5-10	1-6
Tied after 3rd	1-0	1-0

USF OFFENSE

SCORING: 17 points or less	0-9	0-6
SCORING: 20 or more points	21-5	4-1
SCORING: 30 or more points	16-2	3-0
SCORING: 40 or more points	9-1	3-0
TOTAL OFFENSE: 400 or more yards	18-5	3-1
TOTAL OFFENSE: 500 or more yards	12-1	2-0
TOTAL OFFENSE: 300 yards or less	1-6	0-5
RUSHING: 200 or more yards	18-1	4-0
RUSHING: 300 or more yards	9-0	2-0
RUSHING ATT: 40 or more	18-5	4-1
PASSING: 200 or more yards	11-8	1-3
PASSING: 300 or more yards	4-3	0-0
PASSING ATT: 25 or more	14-12	2-6
1st DOWNS: at least 20	17-6	2-2
3rd DOWNS: convert 40% or more	13-4	4-2
TURNOVERS: two or less	19-11	4-6

USF DEFENSE

SCORING: allow 15 points or less	4-1	0-1
SCORING: allow 20 points or less	10-2	2-2
SCORING: allow 21 points or more	11-11	2-4
TOTAL OFFENSE: 300 yards or less	7-2	1-2
RUSHING: allow 150 yards or less	12-1	3-0
RUSHING: allow 100 yards or less	7-1	2-0
PASSING: allow 150 yards or less	6-4	0-2
PASSING: allow 100 yards or less	3-4	0-3
1st DOWNS: allow 15 or less	3-1	0-1
3rd DOWNS: convert 33% or less	11-4	1-1
TURNOVERS: two or more	12-7	2-4

TEAM COMPARISON

RUSHING YARDS: USF has more	18-1	4-0
PASSING YARDS: USF has more	10-8	0-4
TOTAL YARDS: USF has more	18-5	3-2
TURNOVERS: USF has fewer	11-4	2-2
TIME OF POSSESSION: advantage	7-5	1-2
1ST DOWNS: USF has more	14-4	2-2
PENALTIES: USF has fewer	6-3	1-2
SPECIAL TEAMS SCORE: USF scores TD	3-0	1-0

USF INDIVIDUALS

RUSHING: 100-yard rusher	15-6	3-1
PASSING: 200-yard passer	10-6	1-2
RECEIVING: 100-yard receiver	7-2	1-0
RUSH/PASS: 100-yard rusher/200-yard passer	6-2	0-0

USF LARGEST CROWDS

1. 99,235	at Penn State	Sept. 3, 2005	L, 23-13
2. 90,612	at Florida	Sept. 12, 2010	L, 38-14
3. 83,524	at Florida State	Sept. 26, 2009	W, 17-7
4. 82,617	at Auburn	Sept. 8, 2007	W, 26-23 OT
5. 80,795	at Notre Dame	Sept. 3, 2011	W, 23-20
6. 78,900	at South Carolina	Sept. 18, 2004	L, 34-3
7. 78,111	at Wisconsin	Sept. 27, 2014	L, 27-10
8. 76,780	at Alabama	Aug. 30, 2003	L, 40-17
9. 74,432	at Oklahoma	Sept. 28, 2002	L, 31-14
10. 72,811	at Florida State	Sept. 12, 2015	L, 14-34
11. 70,401	at Michigan St.	Sept. 7, 2013	L, 21-6
12. 69,383	vs. Florida State	Sept. 29, 2012	L, 30-17
13. 67,012	vs. West Virginia	Sept. 28, 2007	W, 21-13
14. 66,469	vs. Miami	Nov. 28, 2009	L, 31-10
15. 65,948	vs. UCF	Oct. 13, 2007	W, 64-12

BOLD = HOME

USF FOOTBALL CENTER FUND RAISING OVER \$21 MILLION

On Nov. 9, 2017, USF unveiled plans for a 160,000-square foot USF Football Center to be located on campus adjacent to the Lee Roy Selmon Athletics Center. The USF Football Center, a donor-driven project, will expand upon the Morsani Football Practice Complex and feature an indoor practice facility housing a 100-yard turf field and a more than 80,000-square foot state-of-the-art home for the entire football program.

USF received a \$5 million gift toward the facility from Pam & Les Muma on Nov. 11, 2017 and had \$2 million in gifts announced during 2019 homecoming to bring total funds raised to more than \$21 million toward the facility to date.

Among the highlights in the initial plans by the global design firm HOK:

- A stunning entry lobby and multi-purpose space for recruiting
- Indoor practice facility with a 100-yard turf field
- Football strength and conditioning center
- Nearly 10,000-square foot football locker room
- Players' lounge and adjacent social patio
- Team auditorium with tiered seating
- Sports medicine and rehabilitation facility
- Nutrition center
- Team and position meeting spaces, coaches and staff offices
- Equipment room, video operations, laundry and other support operations



ploded in the month of October for 511 yards.

■ He posted 511 yards and four TD rushing in four October games, averaging 127 yards per game and 6.8 yards per carry in the month. He logged three 100-yard games, including back-to-back 100-yard games to post two of the top four rushing performances on his career.

■ He fueled the Bulls' top three rushing days on the season as USF ran for 347 yards at ECU, 313 yards at UConn and 243 vs. BYU.

■ Cronk bolted for 148 yards (7.4 ypc) at UConn, the third-best rushing total on his career, before logging 158 yards and two touchdowns on a career-high 26 carries (6.1 ypc) in the second-best rushing performance of his career vs. BYU. He wrapped up the month with 129 yards

and two TD on just 12 carries (10.8 ypc) at ECU.

■ Cronk posted FIVE 100-yard rushing games in 2018. His 302 yards at UMass were the most by a player in The American and the second-best total nationally on the year as he set a new USF and AAC game record. His five straight 100-yard rushing games equaled the longest streak in USF history also accomplished by Quinton Flowers (2016) and Marlon Mack (2015).

■ Cronk owns four of the 15 longest TD runs in USF history. His 80-yard, game-winning TD run vs. ECU in 2018 is tied for the fourth-longest.

■ His four TD runs of 60-plus yards in 2018 were a USF record, eclipsing Marlon Mack's three in 2014.

#BAYMADE TIGHT ENDS LEAD RECEIVING

USF entered the season expecting great production from senior Mackey Award candidate Mitchell Wilcox (Tarpon Springs) at tight end, but have also gotten great production from junior Jacob Mathis (an Ole Miss transfer from Tampa).

■ The Bay area natives rank first and fourth in receiving yards and first and second in yards per catch. Wilcox leads all receivers with 334 yards and his six receptions of 20-plus yards are tied with Mathis for the team lead. Mathis stands fourth with 202 yards receiving and leads the team with 15.5 ypc.

■ Wilcox leads the team with a career-best 5 TD catches on the year while Mathis now has two as the tight ends have 7 of the Bulls' 18 TD catches.

■ Mathis has surged to join Wilcox as a major threat, posting a catch in seven straight games he played (he missed the Temple game with illness) and outgaining Wilcox in two. Mathis has 13 catches and 2 TD.

SOPHOMORE JENNINGS LEADING CHARGE ON YOUTHFUL LEFT SIDE

Tampa native and Bulls sophomore Donovan Jennings has proven to be a force on a young, left side of the Bulls' offensive line that features three sophomores playing left tackle, left guard and center.

■ Jennings is the Bulls' highest graded offensive lineman by Pro Football Focus (66.9). He suffered an ankle injury in the Temple game, did not dress for the Cincinnati game, and returned in limited action vs. Memphis

■ Jennings started four games at left tackle in 2018. He began 2019 beefed up and starting at right guard the first two games before shifting back to left tackle.

"He's been unbelievable. He's, I think, one of the best left tackles in this league and this is a good conference. He has played at a high level. He's played great in the run game, coming off the football, rolling people out and getting

movement. His pass pro has been really good, it's been outstanding. He's quick-footed. He's got great balance and he's been unbelievable in our pass pro. That's really helped us in the passing game. We can sort of move our protection away from him, put him on some single situations because we respect him so well with his talent. He can handle almost anybody in this league. He's played outstanding in that position and that's been good for us." - **OC Kerwin Bell**

■ LT Jennings (14 starts), LG Demetris Harris (21) & C Brad Cecil (17) are all sophomores that have combined for 52 starts and form the nucleus of USF's offensive line of the future.

DEFENSE RISING

AT ECU (10.26)

After the opening kickoff was returned 100 yards for a TD by ECU, the Bulls' defense clamped down forcing six straight empty possessions and allowing only a field goal before the fourth quarter as USF led, 38-10, entering the final frame.

■ USF forced four punts, collected two turnovers and allowed just one drive of more than six plays in the first half as the Bulls ran off 35 straight points to lead 35-10 at half-time. By contrast, the following week vs. No. 17 Cincinnati on the same field, ECU scored 31 first half points, including four first half TD drives.

■ The Bulls allowed 324 yards (just 236 & 10 first downs through the first three quarters) in a 45-20 win.

■ The following week vs. Cincinnati, ECU posted 638 total yards and 535 through the air in a 46-43 loss to the Bearcats. They followed that with 51 points in a 59-51 loss at SMU in which they tallied 644 yards.

VS TEMPLE (11.7)

The Bulls allowed a total of just 10 points on the day and surrendered just 247 yards before Temple's final clock-killing drive, which should have been a three & out but for a roughing the kicker penalty on the punt. Temple iced the game with 74 yards on the drive and totaled 320 for the day. Temple entered the game averaging 402 yards per game.

THIRD-DOWN EFFICIENCY RISES

In six games prior to a 49-10 loss to Memphis, USF vastly improved its third-down efficiency and sustaining drives.

■ The Bulls converted 43 of 87 (49.4%) on third downs in the six-game stretch, a mark that would lead The American and rank among the top 12 nationally. The Bulls twice exceeded 60 percent conversion and only once (39% at Navy) fell below 50 percent in that span.

■ In the first four games of 2018, the Bulls only once exceeded 27% (7 of 16, 44% vs. SC State) and entered

TAPPING TRANSFER TALENT

USF has had a history of transfers finding success in Tampa. Currently 12 players on the roster transferred to the Bulls from Power 5 schools. Seven of those players have started a game this season and 8 are currently in the two deep and are significant contributors, including USF's leading rusher, leading tackler and leader in takeaways and passes defended.

P5 Transfers That Have Started This Season (7)

Jordan Cronkrite	RB	Florida
Patrick Macon	LB	Oklahoma State
Devins Studstill	S	Notre Dame
KJ Sails	DB	North Carolina
Eddie McDoom	WR	Michigan
Darius Slade	DE	Arizona State
Blake Barnett	QB	Arizona State

Other P5 Transfers

Jacob Mathis	TE	Ole Miss
Jarrett Hoppie	OL	Virginia Tech
Augie DeBiase	QB	Miami
Ryan Thaxton	DE	Tennessee
Latrell Williams	WR	Tennessee

Other Transfers on Depth Chart

Bryce Miller	WR	Southeastern
Blake Green	DT	NW Missouri St.
Trent Schneider	P	Santa Barbara City
Coby Weiss	K	Tennessee State

Recent Notable Transfers

Marquez Valdes-Scantling	WR	NC State
- Set season receiving record, drafted by Packers		
Rodney Adams	WR	Toledo
- Drafted by Vikings		
Aaron Lynch	DE	Notre Dame
- Drafted by 49ers/playing for Bears		
Jason Pierre-Paul	DE	Fort Scott CC
- Drafted by Giants/playing for Buccaneers		

October standing 18 of 61 (29%) on third down conversions for the year, which ranked 124th nationally.

■ USF has raised its third-down conversion percentage to 39.9 percent on the year, which stands 65th nationally and 6th in The American.

BULLS RUN OVER PIRATES

USF posted season highs of 525 total yards and 347 rushing yards in a 45-20 rout of ECU on Oct. 26. The Bulls averaged 8.7 yards per run and 8.1 yards per play on the day as they logged a season-best 27 first downs.

■ Three Bulls averaged better than 10 yards per carry on the day as Jordan Cronkrite ran for 129 yards and two TD (10.8 ypc), Jah'Quez Evans diced the Pirates out of the wildcat for 99 yards and a TD on just six carries (16.5 ypc) all in the second quarter and Jordan McCloud ran for 49 yards on four carries (12.2 ypc) while playing just the first half.

OFFENSE DELIVERS IN WINS AT UCONN & VS BYU

Fueled by a strong ground game, the USF offense started to click as the Bulls posted 503 yards and 313 rushing yards in its most prolific day to that point on the season at UConn and followed with 315 yards and 243 on the ground vs. BYU.

■ UConn marked USF's most offensive yards since posting 611 vs. UConn last season and the program's first 300-yard rushing game since gaining 346 on the ground against UConn on Oct. 20, 2018. The Bulls mounted four touchdown drives of 80 or more yards on the day. USF's touchdown drives of 89, 88 and 85 yards marked its three longest on the season.

■ Redshirt freshman QB Jordan McCloud accounted for four touchdowns (three passing, one rushing) in his third straight start at UConn. McCloud posted his third TD run of the season in the second quarter on a 26-yard run and finished with 62 yards on 11 carries while passing for 157 yards and 3 TD.

WILCOX GOING WILD ON USF TE RECORDS

A three-time Mackey Award candidate, senior tight end **Mitchell Wilcox** delivered a career year in 2018 as he put together a first team all-conference season. He got evaluated by NFL teams following the season and made the choice to return to school for his final campaign.

■ Wilcox has made at least one catch in every War on I-4 match-up with UCF in which he has played (3 games), including 5 catches for 38 yards last year. He has totalled 9 receptions for 121 yards and 1 TD in games vs. UCF.



A PREEMINENT UNIVERSITY

USF was designated a "Preeminent State Research University" by the Florida board of governors in 2018, placing it in elite company with the University of Florida and Florida State University as the only three state universities to earn the designation.

■ The USF System's total enrollment surpassed 50,000 students for the first time in the fall of 2017, now with 50,577 students currently enrolled across the three separately accredited institutions: USF Tampa, USF St. Petersburg and USF Sarasota-Manatee. Serving 43,542 undergraduate and graduate students USF Tampa has seen a rise in the average high school GPA of the 2017-18 first time in college (FTIC) class, from 4.08 to 4.12 this year.

■ INNOVATIVE: USF is the nation's fifth leading public university in generating new United States utility patents and ranks 12th among universities worldwide.

■ USF is home to students from all 67 Florida counties, all 50 states and more than 145 countries, the USF System continues to admit a very diverse student body.



THE USF FOOTBALL PROGRAM

- The Bulls have had four head coaches in 23 seasons.
- USF was ranked for a program record 20 straight weeks during the 2016 & 2017 seasons.
- The Bulls reached as high as the No. 2 ranking in 2007.
- USF has played in 10 bowl games and won six.
- USF has claimed victories in Tampa over Louisville, West Virginia, Georgia Tech, Pittsburgh, Kansas and North Carolina among others.
- USF has claimed road or neutral site wins over Florida State, Auburn, Clemson, Notre Dame, Miami, Louisville, NC State, West Virginia and TCU among others.
- USF has had 30 first-team All-Conference selections, including 1 Offensive Player of the Year, 1 Defensive Player of the Year, 2 Special Teams Players of the Year and 1 Rookie of the Year.
- USF has had five players selected a first-team All-American a total of six times.
- 11 USF players have been part of a Super Bowl team, eight part of the winning team.
- Two former Bulls (Jason Pierre-Paul and Mike Jenkins) have reached the NFL Pro Bowl.



RAYMOND JAMES STADIUM: HOME OF BULLS & BUCS

TOP USF SEASON AVERAGE ATTENDANCE

RANK	AVERAGE	YEAR	GAMES	ATTENDANCE
1.	53,170	2007	6	319,019
2.	52,553	2009	6	315,319

TOP USF GAME CROWDS

RANK	ATTENDANCE	OPPONENT	DATE	WINNER	SCORE
1.	69,383	Florida St.	9/29/2012	FSU	L, 30-17
2.	67,012	West Virginia	9/28/2007	USF	W, 21-13
3.	66,469	Miami	11/28/2009	UM	L, 31-10
4.	65,948	UCF	10/13/2007	USF	W, 64-12
5.	63,976	Cincinnati	10/15/2009	UC	L, 34-17

- USF is one of the few college programs that play in an NFL Stadium, opened on Sept. 20, 1998.
- Raymond James Stadium is home to the NFL's Tampa Bay Buccaneers and has hosted two Super Bowls (Super Bowl XXXV in 2001 between the Ravens and Giants and Super Bowl XLIII in 2009 between the Steelers and Cardinals) as well as the 2017 CFP National Championship Game. The stadium will host the 2021 Super Bowl.



WELCOME TO THE SUNCOAST NOTING TAMPA & THE BAY AREA

- The greater Tampa Bay area has a population of more than 4 million and is one of the fastest growing areas in the country. It is the 12th largest TV market in the United States.
- Tampa ranks as fifth-most popular American city according to a Pew Research Center study.
- Tampa ranked as the 5th best outdoor city by Forbes. The area's average highs range 70 to 90 °F year round, and lows 52 to 76 °F.
- Nicknames: Cigar City & The Big Guava
- Tampa is near 18 beaches. In 2018, Trip Advisor rated Clearwater Beach No. 1 in the U.S. followed by Siesta Key (No. 2) and St. Petersburg Beach (No. 7).

SEASON HONORS NATIONAL AWARD WATCH LISTS

UNITAS AWARD: Blake Barnett, Sr., QB

GROZA AWARD: Coby Weiss, Jr., K

THORPE AWARD: Mike Hampton, Jr., DB

MACKEY AWARD: Mitchell Wilcox, Sr., TE

OUTLAND TROPHY: Marcus Norman, Sr., T

WILLIAM V. CAMPBELL TROPHY: Kirk Livingstone, Sr., DE

RAY GUY AWARD: Trent Schneider, Jr., P

NATIONAL HONORS

ACADEMIC ALL-DISTRICT: Trent Schneider, P

AMERICAN CONFERENCE

PLAYER OF THE WEEK

Week 1: TBD

HONOR ROLL

Week 3: Jordan McCloud, QB

Week 6: Dwayne Boyles, LB

Week 6: Jordan Cronkrite, RB

Week 8: Jordan Cronkrite, RB

USF PLAYERS OF THE GAME

VS SC STATE 9.14.19

DEFENSE: KJ Sails, 1 FR, 3 BrUP, 2 tackles

OFFENSE: Jordan McCloud, 273 total yards & 5 TD

SPECIAL TEAMS: Trent Schneider, 44 ypp, 3 inside the 20

AT UCONN 10.5.19

DEFENSE: Dwayne Boyles, 8 tackles, 3.0 TFL, 1 sack

OFFENSE: Jordan Cronkrite, 148 yards, 7.4 ypc

SPECIAL TEAMS: Bentlee Sanders, 92 return yards, 67 long

VS BYU 10.12.19

DEFENSE: Kirk Livingstone, 5 tackles, 1 sack

OFFENSE: Jordan Cronkrite, 158 yards, & Offensive Line


SPECIAL TEAMS: Trent Schneider, 52.8 ypp

AT ECU 10.26.19

DEFENSE: Greg Reaves, 2 tackles, 1 INT, 0.5 TFL

OFFENSE: Offensive Line, 347 rushing yards, 0 sacks,

USF ANNOUNCES HORNS UP RALLIES



With an emphasis on connecting USF Athletics to the Bay area community, Vice President of Athletics Michael Kelly announced the first-ever Horns Up Rallies, a series of USF fan gatherings taking place at locations around the Bay Area prior to Bulls' home football games in 2019. Each Horns Up Rally will run from 5-8 p.m. The free events will feature appearances from Rocky the Bull and the USF Spirit Squads, the Herd of Thunder Marching Band, DJ'd music, signature drinks, interactive games for all ages, a Kids Zone and Photo Zone, merchandise tents, promotional giveaways, hype videos and appearances from Kelly and other Athletics and University luminaries.

Horns Up Rally No. 5 – Wednesday, Nov. 6

– Ulele Restaurant (1810 N. Highland Ave.)

Horns Up Rally No. 6 – Friday, Nov. 15

– Ybor City, 7th Avenue

Horns Up Rally No. 7 – Friday, Nov. 22

– Park & Rec (100 4th St.)

■ Wilcox has had the second-most targets on the team (40) and 21 of his team-high 26 receptions have gone for a first down (16) or touchdown (5).

■ He is just the 14th career 1,000-yard receiver in USF history and currently ranks 10th with 1,310 yards, and is 6 receptions from the top 10 in receptions with 98.

■ With 11 career TD catches - a team-high 5 on the year - he ranks tied 8th all-time at USF with current Green Bay Packer and Bay Area native Marquez Valdes-Scantling and is one short of the top 5 all-time. Andre Davis owns the USF record with 17.

■ His 5 TD catches on the year are more than double his previous season high total (2).

■ He has set the **USF tight end career records** recods with 1,310 yards, 98 receptions (setting the receptions mark with a 54-yard catch at Georgia Tech on Sept. 7) and 11 TD.

■ Wilcox posted **USF tight end season records** of 43 receptions (2nd on the team) for 540 yards (3rd on team), in 2018.

■ He posted a **USF tight end game record** with eight receptions for a personal-best 109 yards at Illinois.

■ He led all AAC tight ends with 540 receiving yards to set a USF TE record, despite missing two entire games and a half of play in two others due to injury in 2018.

TAMPA FRESHMAN MC CLOUD TAKES OVER STARTING JOB

A redshirt freshman and Tampa native, **Jordan McCloud** became the 17th starting quarterback in program history, third from local Hillsborough County, and the 10th to win their debut, first from Hillsborough, when he led the Bulls to a 55-16 victory over SC State (9/14).

■ McCloud has started 9 straight games, going 4-5 as a starter.

■ McCloud battled through injuries to his shoulder, wrist, hand and ankle through starts vs. Navy and at ECU.

■ McCloud has posted career-best marks in passing in back-to-back games, throw for 267 yards and a TD vs. No. 17 Cincinnati (11/16) and 225 yards and a TD vs. Temple (11/7) despite suffering nine sacks in the game.

■ McCloud accounted for five touchdowns (three passing, two rushing) vs. SC State, the second-best scoring debut by a USF freshman. The 39-point win was USF's largest since a 44-3 victory at UCF in 2015 and the fourth largest margin of victory in a first career start.

■ McCloud accounted for 273 yards (217 passing) and accounted for 5 TD, the most by a USF QB in a debut (bettering Blake Barnett's four). The Bulls did not turn the ball over.

■ McCloud is third on the team with 245 yards rushing and is tied for the team lead with 4 TD on the ground.

■ McCloud gained a reputation as "unflappable" during a high school career that saw him play running back and defensive back before moving to quarterback as a junior. He started his senior year and led Plant HS to a 12-2 record and the state semifinals.

■ At Georgia Tech, McCloud took the field with 1:16 left in the third quarter and on his third play from scrimmage hit Johnny Ford with a 20-yard TD pass to cut the Tech lead to 14-10. On his very next pass on the Bulls' next possession, McCloud hit Mitch Wilcox for a 54-yard gain to the Tech 1-yard line. He finished 4-of-5 for 90 yards and a touchdown while running for 12 yards.

DEFENSE SHOWS BIG IMPROVEMENT; AMONG NATIONAL LEADERS

In its third season under the direction of assistant head coach/defensive coordinator Brian Jean-Mary and with three new position coaches (Steve Ellis, defensive backs; Bryan Hill, safeties and Paul Spicer, defensive line) and coaching position switch (Sean Cronin to outside linebackers), the USF defense has shown improvement in yards allowed, scoring and takeaways.

■ USF is 3rd nationally with 24 turnovers gained, including a program record eight vs. SC State. The Bulls were 44th with 21 during the 2018 season. 11 players have a

takeaway, led by CB KJ Sails with five.

■ After Week 7, Sport Source Analytics ranked USF's defense No. 3 nationally in "Defensive Mayhem", posting a TFL, sack, INT or fumble on 16.8 percent of plays. That ranked behind only Ohio State (19.4%) and Wisconsin (17.4%).

■ Eight players had a takeaway vs. SC State, including five with a program record five fumble recoveries.

■ After posting 11 TFL vs. Wisconsin, 13 at Georgia Tech & 13 vs. BYU, USF is 4th in the nation, averaging 8.7 TFL per game. USF ranked 33rd last year with 6.8 per game.

■ USF has four games with 10+ TFL on the year.

■ 23 Bulls have posted a TFL on the year, led by 12.5 from LB Dwayne Boyles.

■ USF ranks 59th giving up 385 ypg after standing 104th giving up 446.6 last year.

■ The Bulls have held FOUR teams to less than 300 total yards (Georgia Tech, SC State, UConn & Cincinnati).

■ The Bulls gave up just 257 yards to Georgia Tech, an improvement of 345 yards over the 602 the Yellow Jackets gained in Tampa last season. The Bulls D shut out Tech in the second half while limiting them to 116 yards. Tech posted 14 points and 294 total yards vs. defending national champion Clemson on the road in Week 1.

■ USF gave up 433 yards to No. 17 Wisconsin in game 1. The Badgers, picked by many as a contender for a Big Ten title and the College Football Playoff, put up 599 yards the following week vs Central Michigan and 487 vs. No. 11 Michigan.

BULLS WILL PLAY ANYONE

USF has built a strong nonconference schedule and an opportunity to put its talent on display in the coming years as head coach Charlie Strong is willing to play anyone who will schedule the Bulls.

■ USF's 17 scheduled nonconference games vs. Power 6 opponents over the next 10 seasons, 14 of those added since January 2018, are tied for the most among American Athletic Conference teams.

■ Six of those opponents can claim a national championship, including 17 for Alabama, and the Bulls will be facing programs during that span that claim a total of 34 national championships.

■ Alabama is the Bulls' sixth future nonconference opponent in the next 10 seasons to rank among the top 25 all-time in Associated Press Top 25 Poll appearances.

■ USF has added nonconference series vs. Alabama (2023, 2024, 2026) Florida (2021, 2022, 2025), Miami (2025, 2027, 2028), (Louisville (2022, 2024, 2026), and NC State (2021, 2024) under Strong.

■ Future nonconference opponents through 2027 also include Texas (2020) Wisconsin (2019), BYU (2019 & 2021) and Boise State (2025, 2027).

■ The Bulls defeated Georgia Tech (49-38) in Tampa and Illinois (25-19) in Chicago in 2018. Illinois marked USF's fourth Big Ten road game in the last six seasons.

■ USF REGULAR SEASON OPPONENTS SINCE 2013: Florida State (2X), Michigan State, Miami, Fla., Maryland (2X), NC State, Syracuse (2X), Georgia Tech, Illinois (2X).

46,704 TURNOUT FOR 2019 OPENER

USF had an electric crowd of 46,704 for its 2019 season opener vs. No. 17 Wisconsin, which included 10,001 tickets distributed to USF students. The crowd nearly reached a lower bowl sellout of 48,007.

STRONG ADDS FIVE NEW COACHES

Entering the 2019, head coach Charlie Strong has added five new coaches to the Bulls' staff, headlined by the addition of new offensive coordinator/quarterbacks coach Kerwin Bell.

■ The Bulls added two new coaches on the offensive side of the ball. Offensive coordinator **Kerwin Bell** brought with him offensive line coach **Jeremy Darveau** from Valdosta State, where they won the Division II National Championship with the nation's top scoring offense (52.0 ppg) in 2018. The pair worked together for three seasons at Valdosta before

coming to USF. Darveau is the sixth offensive line coach in the last seven seasons for the Bulls. Bell also brought along his son, Kade, and Andrew Robustelli from the Valdosta staff. They will serve as offensive analysts at USF.

■ On the defensive side of the ball, defensive coordinator **Brian Jean-Mary** leads the unit for the third season. He is joined by new coaches **Paul Spicer** (defensive line, previously with the Tampa Bay Buccaneers), **Steve Ellis** (defensive backs, previously at Middle Tennessee State) and **Bryan Hill** (safeties, previously a USF analyst).

BULLS BEEF UP

Charlie Strong made it an emphasis at the end of the 2018 season, the Bulls had to get bigger and stronger, particularly along the lines.

"We've put up big numbers" Strong said during fall camp as he was pleased with the transformation.

■ Some notable gainers for the Bulls:

Defensive tackles Kelvin Pinkney (305, +17), Kevin Kessler (294, +10) and Blake Green (287, +20).

Linebackers Dwayne Boyles (227, +20) & Antonio Grier (222, +12)

Defensive end Kirk Livingstone (275, +12)

Safety Mekhi LaPointe (220, +10)

Offensive lineman Brad Cecil (307, +17)

Quarterback Blake Barnett (225, +10)

STRENGTH NUMBERS UP

The Bulls' final fall max testing revealed some impressive numbers and nice gains for several Bulls.

■ **Top 225 Bench Press reps:**

O-Line (NFL Combine average, 23.6): USF: G Demetris Harris (26, squats 500), T Jarrett Hopple (26), T William Atterbury (25), T Marcus Norman (25, +7 from 2018), G Donovan Jennings (24).

Wide Receivers (NFL Combine average 15): USF Randall St. Felix (17, also squats 490).

Defensive Ends: Darius Slade (25, would have ranked third among DE in 2019 NFL Combine)

Defensive Backs (NFL Combine average 13): Brock Nichols (21, would have ranked third among safeties at 2018 Combine), Mekhi LaPoint (17, +10 over 2018), Mike Hampton (15, +10 over 2018), Devin Studstill (15).

2018 TEAM LEANED ON FRESHMEN & FIRST-YEAR STARTERS

■ The Bulls' top four rushers were all first-year players for USF, two were freshmen and the other two were transfers.

■ First-year starters led the team in rushing, passing, total offense, scoring, all-purpose yards, kick returns punting, field goals, interceptions, tackles for loss, sacks, forced fumbles, fumble recoveries and pass break-ups.

■ RS freshman Randall St. Felix led the team in receiving yards; RS freshman Nick Roberts led the team in interceptions; true freshman Johnny Ford was second in rushing; RS freshman Demetris Harris joined true freshmen Brad Cecil and Donovan Jennings on the starting offensive line.

■ USF's starting lineup in the second half of the season featured the following:

14 - First year starters (7 on offense; 7 on defense)

- including 4 true or redshirt freshmen starters

8 - Starters that were sophomores or younger (4 off; 4 def)

7 - Senior starters (2 off; 5 def)

2 - First year, sophomore starters at punter & kicker

OFFENSE NOTES

WILDCAT EVANS

Recruited as a quarterback out of Atlanta, freshman Jah'Quez Evans was moved to receiver after the second week of fall camp. However, the 6-2, 180-pound athlete has been explosive for the Bulls back behind center as a wildcat quarterback this season.

■ Evans has seen action in seven games and posted 132 yards on 16 carries as a wildcat, posting an explosive 8.2 yards per carry. He has completed 1 of 2 passes he has attempted on the year, a 2-yarder in the ECU game. He has missed the last two games with a head injury.

■ Evans was absolutely dynamic in a breakout game at ECU, racking up 99 yards on just six carries (16.5 ypc) in just the second quarter of the Bulls' victory. Evans exploded for a 53-yard gain and later ripped a 34-yard touchdown run that gave the Bulls a 28-7 lead. Evans also completed his first career pass attempt, hitting Mitch Wilcox for 2 yards.

■ Evans had 15 yards at Georgia Tech and gained 8 vs. South Carolina State in his other games with carries.

■ Evans was rated the No. 21 dual-threat QB in the nation by 247 and was a Georgia 6A All-State first team selection, running for 365 yards and four TD as a senior.

LINE SHIFT

USF returned all five starters on the offensive line from the Gasparilla Bowl, but during fall camp adjusted that lineup by switching senior William Atterbury from right guard to left tackle and sophomore Donovan Jennings from left tackle to right guard.

■ Following offensive struggles in the first two games, coaches switched Atterbury and Jennings back to "their more natural positions." With Atterbury back at right guard and Jennings at left tackle, the Bulls put up 55 points and 459 yards vs. SC State, logged 503 yards and 313 yards rushing in a win at UConn, and posted 243 rushing yards in a win vs. BYU. They remained in those positions until Jennings suffered and injury vs. Temple and missed the Cincinnati game. He returned vs. Memphis.

■ Atterbury has now logged 34 straight starts, 32 of those at right guard (30 next to right tackle Marcus Norman), who has logged 45 straight starts (44 straight at right tackle before shifting to left tackle for the Temple game due to an injury to Donovan Jennings. The pair are the best of friends off the field and the senior leaders combine to bring 83 starts of experience to an offensive line completed by sophomores Jennings (LT), Brad Cecil (C) and Demetris Harris (G).

■ The offensive line averages 315 pounds and 6-4 1/2.

IT'S MILLER TIME!

Walk-on slot receiver **Bryce Miller** emerged as a very effective and reliable target in the Bulls' offense after impressing coaches during fall camp and a redshirt season in 2018 after transferring from NAIA Southeastern University in Lakeland.

■ Miller's 20 catches and 228 yards are second and third on the team. Of those 20 catches, 15 have gone for a first down (11) or touchdown (4).

■ Miller had touchdown catches in back-to-back games vs. SMU and at UConn and has four TD on the year to tie for the team lead with Mitchell Wilcox.

■ Miller made his first start at UConn and has started five straight games while posting catches in seven games. He had a career-best three catches for 57 yards and a touchdown vs. SMU.

■ Miller, an all-state wide receiver at East Lake HS in the Bay area, is noted for his precise route running and work ethic.

RECORDS WATCH

CAREER RECEIVING YARDS

RANK	NAME	YARDS	YEAR
1.	Andre Davis	2,136 (153)	2011-14
2.	Rodney Adams	1,967 (135)	2014-16
3.	Tyre McCants	1,856 (127)	2015-18
4.	Carlton Mitchell	1,648 (105)	2007-09
5.	Dontavia Bogan	1,534 (107)	2007-10
6.	Hugh Smith	1,523 (131)	1999-2002
7.	Huey Whittaker	1,447 (117)	2001-03
8.	Taurus Johnson	1,434 (112)	2005-08
9.	Charlie Jackson	1,373 (104)	1997-2000
10.	Mitchell Wilcox	1,310 (98)	2016-present
11.	DeAndrew Rubin	1,306 (91)	1999-20027

CAREER RECEIVING TD

RANK	NAME	TOUCHDOWNS	YEAR
1.	Andre Davis	17	2011-14
2.	Tyre McCants	16	2015-18
	Rodney Adams	16	2014-16
4.	DeAndrew Rubin	14	1999-2002
5.	D'Ernest Johnson	12	2014-17
6.	Dontavia Bogan	12	2007-10
	Taurus Johnson	12	2005-08
8.	Marquez Valdes-Scantling	11	2016-17
	Mitchell Wilcox	11	2016-present

CAREER RECEPTIONS

RANK	NAME	RECEPTIONS	YEAR
1.	Andre Davis	153 (2,136)	2011-14
2.	Rodney Adams	135 (1,967)	2014-16
3.	Hugh Smith	131 (1,523)	1999-2002
4.	Tyre McCants	127 (1,856)	2015-18
5.	Huey Whittaker	117 (1,447)	2001-03
6.	Taurus Johnson	112 (1,434)	2005-08
7.	Dontavia Bogan	107 (1,534)	2007-10
	Jessie Hester	107 (1,226)	2005, 07-09
9.	Carlton Mitchell	105 (1,648)	2007-09
10.	Charlie Jackson	104 (1,373)	1997-2000
	Mitchell Wilcox	98	2016-present

CAREER RUSHING YARDS

RANK	NAME	ATTS	YARDS	YEAR
1.	Quinton Flowers	598	3,672	2014-17
2.	Marlon Mack	586	3,609	2014-2016
3.	Andre Hall	480	2,731	2004-05
4.	Rafael Williams	463	2,253	1997-2000
5.	Matt Grothe	545	2,206	2006-09
6.	B.J. Daniels	526	2,068	2008-12
7.	Darius Tice	371	1,817	2013-17
8.	Jordan Cronkrite	371	1,808	2018-pre
9.	D'Ernest Johnson	421	1,796	2014-17

CAREER TACKLES FOR LOSS

RANK	NAME	TFL	YEAR
1.	George Selvie	69.5 (-303)	2006-09
2.	Stephen Nicholas	53.5 (-217)	2002-06
3.	Greg Walls	48 (-130)	1999-2002
4.	Terrence Royal	47.5 (-190)	2002-05
5.	Ben Moffitt	40.5 (-111)	2004-07
6.	Maurice Jones	40 (-124)	2000-03
7.	Shawn Hay	38 (-160)	1997-2000
8.	Kawika Mitchell	37 (-118)	1999-2002
9.	Elkino Watson	32.5 (102)	2011-14
	DeDe Lattimore	32.5 (-168)	2010-13

Kirk Livingstone 31.0 2016-pres

Greg Reaves 29.5 2016-pres

SEASON PUNTING AVERAGE (Min. 30)

NAME	AVG	P-YDS	YEAR
Trent Schneider (Jr.)	45.9	65-2,986	2019
1.	Mattias Ciabatti (Jr.)	44.4	65-2,888 2014
2.	Jonathan Hernandez (Sr.)	43.4	61-2,649 2017

SEASON PUNTING YARDAGE

NAME	YARDS	YEAR
1.	Trent Schneider (So.)	3,176 (74) 2018
2.	Tony Umholtz (Sr.)	3,062 (74) 1999
3.	Brandon Baker (So.)	3,002 (74) 2003
4.	Mattias Ciabatti (So.)	2,937 (73) 2013
5.	Trent Schneider (Jr.)	2,986 (65) 2019

BARNETT OUT FOR SEASON AFTER ANKLE SURGERY ON OCT. 18

Senior quarterback Blake Barnett returned for his senior campaign after posting 2,710 passing yards in 2018 and ranking 27th nationally passing for 245.9 ypg.

■ After starting the Bulls' first two games of 2019, in which the offense struggled vs. Wisconsin and at Georgia Tech, he was replaced by Jordan McCloud as the starter.

■ Barnett returned late in the Bulls loss to SMU and led three touchdown drives while throwing 222 yards and three touchdowns. He was pulled down from behind in the final minute of that game as reinjured his left ankle, which he had struggled with injuring in 2018.

■ On Oct. 18, Barnett underwent surgery to repair tendons in the ankle and will miss the remainder of the season.

■ Barnett entered 2019 set for a strong season after raising his weight to 225 pounds, up nearly 20 pounds from his final playing weight at the end of 2018. He added a personal nutritionist in the offseason and did work in the weight room, raising his bench press to 275, up 30 pounds.

■ Barnett was thriving under new offensive coordinator Kerwin Bell during spring and fall practice. Bell represents the sixth offensive coordinator Barnett has played for in college.

Lane Kiffin – Alabama

Billy Napier – Arizona State

Rob Likens – Arizona State

Sterlin Gilbert – USF

Justin Burke – USF (Gasparilla Bowl)

Kerwin Bell – USF

■ Barnett was on pace to set a USF passing record and post the first 3,000-yard passing season in program history, but missed two of the final four games with injuries.

■ Barnett posted three 300-yard passing games in 2018, one shy of the USF season record of four.

■ Barnett passed for 200-plus yards in 9-of-11 games he played in in 2018, just shy of the USF record of 10.

■ Barnett led three double-digit 4th quarter comebacks in 2018 for the Bulls in victories over Georgia Tech (-10), at Illinois (-12) and at Tulsa (-14).

■ Barnett passed for 411 yards vs. Illinois, the second-best total in USF history.

■ Barnett joined the Bulls in the summer of 2018 and won the QB the competition in fall camp.

■ A consensus five-star prospect and MVP of the 2014 Elite 11 Quarterback Competition, he had seen action in seven collegiate games prior to USF, completing 14-of-24 passes for 259 yards at previous stops at Alabama and ASU.

DEFENSE NOTES

MACON NOISE!

Graduate transfer linebacker Patrick Macon (6-3, 245) added terrific size and athleticism to what was a thin unit for the Bulls in 2018. He had a stellar debut at USF.

■ Macon currently ranks 14th in the AAC tackles (6.7 tpg) after playing limited snaps due to an ankle injury vs. No. 17 Cincinnati and No. 18 Memphis.

■ Macon has led the team in tackles in FOUR games, including two double-digit outings and the top two tackle totals (15 & 13) on the year. He led USF with 13 tackles at Navy.

■ Playing in his first game in two seasons and first-ever FBS game, Macon led USF with 15 tackles (10 solo), 4 TFL, 1 FF and one sack vs. Wisconsin (8/30). He recorded the most tackles for a Bull in seven seasons (18, DeDe Lattimore, vs. Rutgers, 2013) and most TFL since 2017 (4, Dadrin Senat vs. Houston, 2017).

■ At Georgia Tech, he posted five stops, a TFL and tipped a pass that was intercepted on the Tech 25 to set up a TD.

■ Macon was the 2016 NJCAA Defensive Player of the Year after posting 122 tackles, 27.5 TFL, 9 sacks, nine forced fumbles, two fumble recoveries and interception and seven pass breakups in leading Fort Scott CC to an 11-1 record and appearance in the NJCAA title game.

BOYLING

Sophomore LB Dwayne Boyles has posted a TFL in 8 of his last 10 games, including a team-high 3.0 at UConn, and leads the team with 12.5 TFL and is second with 3.0 sacks on the year.

■ After posting 10 tackles vs. No. 18 Memphis, he leads the team with 68 stops on the year.

■ Named the Defensive Player of the Game by Coach Strong after the BYU victory in which he had a team-high 2.5 tackles for loss to go with seven tackles and a sack.

■ At UConn he led the team with 3.0 tackles for loss and a team-best eight tackles.

WIND IN HIS SAILS

North Carolina transfer cornerback KJ Sails was granted immediate eligibility to play by the NCAA just days prior to the start of the 2019 season. His infectious spirit and excellent play has made an immediate impact.

■ Sails ranks 16th nationally among corner backs in Pro Football Focus defensive grades (minimum 50% of snaps played).

■ Sails collected a turnover in each of his first three games as a Bull and owns five takeaways on the season (3 interceptions and 2 fumble recoveries) to lead USF and adding a forced fumble.

■ Sails leads USF with 8 passes defended while establishing himself as a lockdown corner that has been targeted infrequently.

■ Sails, a Tampa native that attended East Bay HS, moved back to the Bay area to be closer to his 2-year old son, King, following the sudden deaths of his great-grandmother, Loretta Hardy (who played a large role in raising him), close friend, Takiya Fullwood (whose family he stayed with during high school), just days apart. Takiya was the sister of former Bulls' standout safety Tajee Fullwood and like a sister to KJ. An 18-year old biology student at FAU with plans to go on to dental school, Takiya was shot and killed at a Tampa house party in February of 2019.

■ Sails has said he is cherishing every day and his goal is to play with a spirit that represents his great-grandmother and sister figure. He has been a very vocal, energetic and positive presence on the Bulls roster since his arrival.

REAVES RETURNS TO DEFENSIVE END, EARNED SCHOLARSHIP IN 2017

Senior defensive end Greg Reaves, a Bay Area native from Manatee HS in Bradenton, walked onto the team in 2015. He promptly earned the team's "Scout Team Award" on defense that season and then got on the field in 2016 making seven tackles on special teams. He was granted a scholarship prior to the start of the 2017 season.

■ He posted a season-high 12 tackles at Navy on Oct. 19.

■ Reaves has excelled in his return to defensive end in 2019. He ranks fifth on the team with 54 tackles, tied for first with 3.0 sacks and fourth with 8.0 TFL.

■ He moved to middle linebacker the last seven games of 2018 with Nico Sawtelle sidelined with injury, but returned to his defensive end position in the spring.

■ Posted a career-best 89 tackles in 2018 to rank second on the team.

■ The former three-sport HS athlete (football, basketball, track) earned a starting job at defensive end during 2017 fall camp and was awarded a scholarship by Charlie Strong during the last week of camp.

■ In 2017, he led the team in TFL (14.0), 6th in tackles (51) and third in sacks (4.0) while starting all 12 games.

■ Reaves previously attended Air Force Academy Prep School following his Manatee High graduation in 2014. He played safety and middle linebacker in high school.

SPECIAL TEAMS NOTES

AUSSIE STEPS UP AT PUNTER

Second-year Bulls punter Trent Schneider has been tagged with the nickname "Aussie" by coach Charlie Strong.

■ The 29-year-old Schneider hails from Sydney, Australia, 9,264 miles and a 16-hour flight from Tampa. He worked in the construction business for eight years following completion of senior secondary school. He did work in brick laying, tiling, framing, deck building and renovations and had his own company.

■ Schneider, a former soccer goalkeeper with a strong leg, launching the ball from his own goal box, posted a video on Facebook that spurred interest from colleges.

■ Schneider's parents and two sisters reside in Australia.

■ He earned CCCAA All-State Region 4 honors, averaging 38.6 ypp at Santa Barbara City College.

■ He handles punting and kickoff duties for the Bulls.

■ Charlie Strong has had previous experience with Australian kickers recruiting Michael Dickson, also from Sydney, to Texas. The current Seattle Seahawks punter earned the Ray Guy Award and All-America honors at Texas.

HORNE TIES NCAA RECORD; LOST FOR 2018 SEASON WITH ACL INJURY; SPORTING NEWS MIDSEASON ALL-AMERICA

USF freshman WR Terrence Horne was named **Sporting News Midseason All-American** on Oct. 15, 2018.

Horne tied an NCAA record (held by 24 others) and set a new American Conference record with two kickoff returns for touchdowns against Georgia Tech (9.8), part of three TDs he scored in the game.

■ Horne tore the ACL in his right knee during practice prior to the Sept. 22, 2018 game at ECU and missed the rest of the season.

■ After months of rehab and a strong fall camp, Horne returned to kickoff return duties on Sept. 7, 2019 at Georgia Tech, where he returned one kickoff for 21 yards.

■ In 2018, Horne matched the USF season and career records of two kickoff returns for touchdowns set by Lindsey Lamar (two in 2010).

■ Horne set a new USF and American Conference game record for kickoff return yardage with 264 yards against Georgia Tech (2018), breaking the mark set by Mike Jenkins in 2007 with 192 against Cincinnati. The 264 yards are the most by an FBS player this season.

■ Horne's 98-yard kickoff return for a TD against Georgia Tech as the third-longest in program history. He followed that with a 97-yard kickoff return for a TD, which tied for the fourth-longest kickoff return in program history.

■ Horne was the only player in the NCAA in 2018 with two kickoff returns for touchdowns. He led the nation with an average of 47.0 yards per kickoff return prior to his injury.

■ Before coming to USF, Horne won the Class 4A state 100-meter title for Miramar (Fla.) High School.

KEY INDICATORS OF SUCCESS

Since the 2013 season, USF has won with overwhelming consistency when reaching the numbers below, with their corresponding win-loss total in the last 5 seasons.

■ **OFFENSE:** 30+ Points: 35-5; 400+ Yards: 46-8; 20+ First Downs: 42-9; More 1st Downs than Opp.: 32-6; More Rushing Yards Than Opp.: 50-7; More Total Yards Than Opp.: 42-7; Have a 100-yard Rusher: 44-12.

■ **SCORE:** Leading After 1st QT: 38-9; at Half: 46-8

■ **DEFENSE:** Allowing 20 pts or Less: 22-6;

Allowing 150 Yards Rushing or Less: 29-11;

40 FOR GLORY

■ USF has eclipsed 40 points 24 times since 2015 and is 62-1 all-time when scoring 40+ points, including 23-1 since 2015, the loss coming 49-42 at No. 13 UCF in 2017.



THE HERD

In 2015, the USF Student Government passed a resolution to officially rename the USF student section The Herd. USF's student section can number more than 12,000, making it among the largest in the nation. Front row fans that arrive early and paint their bodies green and gold are known as **The Beef Studs**.

BULLS IN THE POLLS - WEEKS IN TOP 25: 49; TOP 20: 32; TOP 15: 12; TOP 10: 4

2019 WEEK	AP	COACHES	2018 WEEK	AP	COACHES
Preseason	NR	NR	Week 8	NR	NR
Week 1	NR	NR	Week 9	NR	NR
Week 2	NR	NR	Week 10	NR	NR
Week 3	NR	NR	Week 11	NR	NR
Week 4	NR	NR	Week 12	NR	NR
Week 5	NR	NR	Week 13	NR	NR
Week 6	NR	NR	Week 14	NR	NR
Week 7	NR	NR	Week 15	-	-

FOR THE RECORD:

HOME; ROAD; CONFERENCE; NON-CONFERENCE MARKS

HOME RECORD

■ **OVERALL:** 98-50 (.662) record in home games since the program started in 1997

RAYMOND JAMES STADIUM: 92-47 (.662)

* USF played the 1997 home schedule and the first two games of the '98 season in Tampa Stadium, going 6-3, moving to Raymond James for the Citadel game in '98.

■ **Winning Home Record:** 17 of 22 seasons.

Undefeated Home Record: 3 seasons: 2002, '01 & '00

One loss Home Record: 8 seasons: 2017, '16, '15, '07, '06, '05, 1999 & '98.

Best Home Record: 7-0 in 2001.

■ **Losing home records:** 6 seasons: 2019 (2-5); 2014 (2-5); 2013 (1-5); 2012 (2-4), 2011 (3-4) and 2004 (2-4).

ROAD GAME RECORD

■ **OVERALL:** 53-64 record in true road games

■ **Road winning road records:**

6 seasons: 2017, '16, '10, '07, '03 & '02

Road .500 record: 5 seasons: 2018, '09, '08, '06 & 1998

■ **CONFERENCE ROAD GAMES:** 29-35

American Conference Road Games: 15-12

Most Wins in a season: 4 (2016)

CONFERENCE RECORD

After spending the first six seasons of program history as an independent, USF joined Conference USA in 2003 and moved to the BIG EAST in 2005. Realignment morphed the BIG EAST into The American in 2013.

■ USF is 59-68 in its 17th year as a conference member.

AMERICAN: 29-26 (.527); 7th season;

BIG EAST: 22-34 (.392) eight seasons;

C-USA 8-8 (.500) two seasons.

■ **AAC East Division:** 18-7 (.720), 5th season

Losses: vs. UCF (2018), at UCF (2017), at Temple (2016, 18 & 19), at Cincy (2018)

■ **Most wins in a season:** 7, 2016.

■ **Conference Openers:** 10-7, 5-2 in The American.

NON-CONFERENCE RECORD

OVERALL: 48-24 (.667) in regular-season, non-conference games in 16th season as a conference member.

■ **AMERICAN:** 15-12, 7th season.

■ **BIG WINS Since 2007:** at Notre Dame (2011), vs. Miami (2010), at Florida State (2009), at N.C. State (2008), vs. No. 10 Kansas (2008), at Auburn (2007) & vs. North Carolina (2007).

■ **BIG EAST (2005-2012):** 30-9 (.769) in regular-season, non-conference matchups in 8 seasons.

■ **C-USA:** 3-3 (.500) record in two seasons.

ASSOCIATED PRESS (Week 14)

RK	TEAM	RECORD	PTS	TREND
1	LSU (50)	11-0	1,537	1
2	Ohio State (9)	11-0	1,486	2
3	Clemson (3)	11-0	1,440	3
4	Georgia	10-1	1,347	4
5	Alabama	10-1	1,283	5
6	Utah	10-1	1,231	7
7	Oklahoma	10-1	1,189	8
8	Florida	9-2	1,058	10
9	Minnesota	10-1	996	11
10	Michigan	9-2	913	12
11	Baylor	10-1	910	13
12	Penn State	9-2	903	9
13	Wisconsin	9-2	791	14
14	Oregon	9-2	784	6
15	Notre Dame	9-2	701	15
16	Auburn	8-3	635	16
17	Memphis	10-1	535	18
18	Cincinnati	10-1	518	17
19	Iowa	8-3	510	19
20	Boise State	10-1	410	20
21	Oklahoma State	8-3	266	22
22	Appalachian State	10-1	206	23
23	Virginia Tech	8-3	147	25
24	Navy	8-2	99	NR
25	USC	8-4	79	NR

COACHES POLL (WEEK 14)

RK	TEAM	RECORD	PTS	TREND
1	LSU	11-0	1561	
2	Ohio State	11-0	1510	
3	Clemson	11-0	1464	
4	Georgia	10-1	1351	
5	Alabama	10-1	1325	
6	Utah	10-1	1252	
7	Oklahoma	10-1	1223	
8	Florida	9-2	1074	
9	Minnesota	10-1	1014	
10	Baylor	10-1	924	
11	Michigan	9-2	893	
12	Penn State	9-2	857	
13	Oregon	9-2	816	
14	Wisconsin	9-2	799	
15	Notre Dame	9-2	737	
16	Auburn	8-3	652	
17	Cincinnati	10-1	535	
18	Memphis	10-1	528	
19	Boise State	10-1	493	
20	Iowa	8-3	434	
21	Oklahoma State	8-3	256	
22	Appalachian State	10-1	232	
23	Virginia Tech	8-3	123	
24	Navy	8-2	110	
25	USC	8-4	75	

VS. RANKED TEAMS

■ **UNDER STRONG:** 0-6, last, L, to No. 18 Memphis (49-10)

2018: 0-2; fell at No. 25 Cincinnati & vs. No. 8 UCF

■ **OVERALL RECORD:** 11-28 all-time vs. FBS ranked teams since joining the FBS in 2000.

15-33 overall vs. ranked foes, including a 4-5 record vs. I-AA (FCS) teams from 1997-2000.

■ **LAST WIN:** W, 52-45 vs. No. 22 Navy on Oct. 28, 2016 in Raymond James Stadium.

■ **AT HOME:** USF is 7-15 at home vs. FBS ranked teams, last posting a win with a 52-45 win vs. No. 22 Navy, Oct. 28, 2016.

■ **ON THE ROAD:** 4-12 on the road vs. FBS ranked, last posting a win with a 23-20 victory at No. 16/18 Notre Dame on Sept. 3, 2011.

Wins vs. ranked teams on the road: W, 24-19 at No. 9 West Virginia (2006); W, 26-23 at No. 17 Auburn (2007); W, 17-7 at No. 18 Florida State (2009); W, 23-20 at No. 16 Notre Dame (2011)

FUTURE NON-CONFERENCE SCHEDULES

2020	2021	2022	2023	2024	2025	2026
Sept. 5 at Texas	Sept. 2 at NC State	Sept. 3 TBD	Sept. 2 at W. Kentucky	Aug. 31 LOUISVILLE	Aug. 30 BOISE STATE	Sept. 5 FAU
Sept. 12 BETHUNE-COOKMAN	Sept. 11 FLORIDA	Sept. 17 at Florida	Sept. 9 TBD	Sept. 7 at Alabma	Sept. 6 at Florida	Sept. 12 at Alabama
Sept. 19 NEVADA	Sept. 18 FLORIDA A&M	Sept. 24 at Louisville	Sept. 16 ALABAMA	Sept. 14 NC STATE	Sept. 13 at Miami	Sept. 19 at Louisville
Sept. 26 at FAU	Sept. 25 at BYU	Oct. 22 UMASS	Sept. 23 FLORIDA A&M	Sept. 21 W. KENTUCKY	Sept. 20 SAN JOSE ST.	Sept. 26 BETHUNE-COOKMAN

HEAD COACH CHARLIE STRONG

3rd Season at USF (21-15)

10th Season Overall (74-52)

Central Arkansas, 1982

1 OF 12

Strong is one of 12 African-American FBS college football head coaches, the only one in The American and one of two in the state of Florida, including former USF head coach Willie Taggart now leading Florida State. Also joining Strong on the list are Dino Babers (Syracuse), Herm Edwards (Arizona State), James Franklin (Penn State), Mike Locksley (Maryland), Derek Mason (Vanderbilt), David Shaw (Stanford), Lovie Smith (Illinois), Kevin Sumlin (Arizona), Mel Tucker (Colorado) and Frank Wilson (UTSA).

STRONG TIES TO FLORIDA

A strong recruiter and one of the best defensive minds in college football, Charlie Strong was named the fourth head coach in USF football program history on Dec. 11, 2016. Strong's appointment at USF returned him to the state of Florida, where he has spent 18 of his 37 seasons as a collegiate coach. A two-time Big East Coach of the Year while at Louisville, Strong was also a vital part of two national championships as defensive coordinator at the University of Florida. He also had head coaching stints at the University of Texas (2014-16) and the University of Louisville (2010-13).

STRONG AT A GLANCE

CAREER

- ▶ Three 10-plus win seasons and seven bowl games in 10 seasons as a head coach.
 - ▶ Led Louisville to four straight bowl games and Big East Championships in 2011 & 2012.
 - ▶ Went 37-15 in four seasons leading Louisville.
 - ▶ Big East Coach of the Year (2010 & 2012).
 - ▶ Led Louisville to a 33-23 victory over No. 4 Florida in the 2013 Sugar Bowl.
 - ▶ Two Louisville teams finished in the top 15 of the final rankings.
 - ▶ Posted two top 10 ranked recruiting classes at Texas.
 - ▶ Defensive coordinator on two national championship teams at Florida (2006 & 2008) under Urban Meyer.
 - ▶ Since 1995, has coached 15 first round NFL Draft picks and 37 players taken in the first four rounds.
 - ▶ At Florida, coached a National Defensive Player of the Year, a Jack Tatum Award winner, two SEC Defensive Freshmen of the Year, two Thorpe Award finalists, two Nagurski Trophy finalists and the 2008 Chevrolet Defensive Player of the Year.
 - ▶ His 2006 Florida defense set a BCS record for fewest yards allowed in the national title game, holding Ohio State to only 82 total yards.
 - ▶ Defensive coordinator in the SEC for 11 seasons.
 - ▶ Served on coaching staffs under Lou Holtz at Notre Dame and South Carolina.
- ### PERSONAL
- ▶ Rises before 5 A.M. to work out six days a week.
 - ▶ Wanted to be a college professor growing up.
 - ▶ His mother, Delois Ramey, was a sharecropper's daughter with eight children.
 - ▶ He was raised with 12 other children in a four-bedroom house in Batesville, Ark.
 - ▶ He didn't have his own bed all to himself until he arrived at Central Arkansas.
 - ▶ He walked on at Central Arkansas (NAIA program) and earned a scholarship in his second year.
 - ▶ Became a two-time first-team All-Arkansas Intercollegiate Conference selection.



STRONG RECORD AS HEAD COACH

SEASON	W	L	PCT.	NOTES
2010 (LOUIS)	7	6	.538	Beef O'Brady's Bowl (W)
2011 (LOUIS)	7	6	.538	Belk Bowl (L)
2012 (LOUIS)	11	2	.846	Sugar Bowl (W)
2013 (LOUIS)	12	1	.923	Russell Athletic Bowl (W)
2014 (TEX)	6	7	.461	Texas Bowl (L)
2015 (TEX)	5	7	.416	top 10 recruit class
2016 (TEX)	5	7	.416	top 10 recruit class
2017 (USF)	10	2	.833	Birmingham Bowl (W)
2018 (USF)	7	6	.538	Gasparilla Bowl (L)
2019 (USF)	4	7		
TOTALS	74	52	.587	8 Bowl games (4-4)

STRONG FILE

EDUCATION

- B.S. in education, Central Arkansas (1982)

FOOTBALL COACHING EXPERIENCE

- 2017-present: Head Coach, USF
- 2014-16: Head Coach, Texas
- 2010-13: Head Coach, Louisville
- 2008-09: Assoc. Head Coach/Def. Coord., Florida
- 2005-07: Asst. Head Coach/Def. Coord., Florida
- 2004: Interim Head Coach/Def. Coord., Florida
- 2003: Def. Coordinator/Def. Ends, Florida
- 1999-2002: Def. Coordinator, South Carolina
- 1995-98: Defensive Line, Notre Dame
- 1994: Assoc. Head Coach/Def. Tackles, Florida
- 1991-93: Defensive Ends, Florida
- 1990: Wide Receivers, Mississippi
- 1988-89: Outside Linebackers, Florida
- 1986-87: Wide Receivers, Southern Illinois
- 1985: Graduate Assistant, Texas A&M
- 1984-85: Graduate Assistant, Florida

FOOTBALL PLAYING EXPERIENCE

- 1979-81: three-time all-conference safety, Central Arkansas

PERSONAL

- Born: Aug. 2, 1960 (59)
- Wife, Vicki
- Son: Tory; daughters: Hailee & Hope

“There’s no reason why we don’t go out and compete for championships year-in and year-out. It’s a special place that is totally committed to winning on the field, as well as off the field.”

- Charlie Strong, at introduction as USF's fourth head coach

2019 USF FOOTBALL STAFF



KERWIN BELL
Offensive Coordinator/Quarterbacks

Alma Mater: Florida, '87
1st Season with USF

- Led Valdosta State to 2018 DII title
- 1984 SEC Player of the Year (QB at Florida)
- 14-year professional QB career



JUSTIN BURKE
Tight Ends Coach/Special Teams

Alma Mater: Louisville, '09
3rd Season with USF

- Played QB for Strong at Louisville
- On Strong's staffs at Louisville & Texas
- Earned his MBA



JEREMY DARVEAU
Offensive Line Coach

Alma Mater: Louisville, '06
1st Season with USF

- Coached 3 seasons with Bell at Valdosta State
- No. 1 scoring offense (52.0 ppg) in DII in 2018
- Two-year OL starter at Louisville



SHAUN KING
Running Backs Coach

Alma Mater: Tulane, '98
4th Season with USF

- St. Petersburg native/former Buccaneers QB
- Led Bucs to 1999 NFC Championship game
- Led Tulane to 12-0 season in 1998 as QB



CHARLIE WILLIAMS
Wide Receivers

Alma Mater: Colorado State, '82
3rd Season with USF

- Tampa Bay Buccaneers WR coach (1996-2001)
- Keyshawn Johnson, Reidel Anthony & Jacquez Green
- Coached Reggie Wayne & Frank Gore at Colts




ALBERT BOONE
Director of Football Operations

Alma Mater: Florida State, '03
3rd Season with USF



PHIL CANE
Video Coordinator

Alma Mater: USF, '13
12th Season with USF



BRIAN JEAN-MARY
Defensive Coordinator/Linebackers

Alma Mater: Appalachian State, '98
3rd Season with USF


- First USF D led AAC in scoring & total defense (2017)
- On Strong's staffs at Texas and Louisville.
- Helped assemble 3 top recruiting classes at Texas



SEAN CRONIN
Outside Linebackers Coach

Alma Mater: Georgetown College, '02
3rd Season with USF


- Moved from DT's to Outside LB's coach in 2019
- Part of 4 national champ teams as player (Georgetown) and coach (Florida)



STEVE ELLIS
Defensive Backs Coach

Alma Mater: Nichols State, '03
1st Season with USF


- 10 seasons at Middle Tennessee State
- Defensive coordinator from 2011-14
- First game as a coach: Nichols St. at USF (2003)



BRYAN HILL
Safeties Coach

Alma Mater: Texas, '09
3rd Season with USF


- On Strong's staff at Texas.
- First two seasons as analyst at USF
- Began coaching career as a strength coach at Texas



PAUL SPICER
Defensive Line Coach

Alma Mater: Saginaw Valley State
1st Season with USF

- Asst. defensive line coach with Buccaneers (2015-18)
- 12-year professional career (DE)
- Part of Super Bowl XLIV champions (New Orleans)



PAT MOORER
Head Strength & Conditioning Coach

Alma Mater: Florida, '92
3rd Season with USF

- Head strength and conditioning coach on Strong's staff at Texas and Louisville
- Played LB for Strong at Florida



MIKE GIGLIO
Director of Player Personnel

Alma Mater: Florida, '08
3rd Season with USF

USF ATHLETIC COMMUNICATIONS

4202 E. Fowler Ave., ATH 100,
Tampa, FL 33620
OFFICE: 813-974-2125 FAX: 813-974-5328

**Associate AD/Communications/
Football Contact:** Brian Siegrist
Siegrist@USF.edu
Cell: 813-293-3897
**Associate Communications Director/
Secondary Football:** Jay D'Abramo
Jdabramo@USF.edu
Cell: 813-210-7333
**Associate Communications Director/
Secondary Football:** Mike Hogan
MHogan@USF.edu
Cell: 813-469-0616

Website: www.GoUSFBulls.com



USF MEDIA POLICIES

WEEKLY PRESS CONFERENCE

USF holds a weekly press conference every Monday at 11:30 a.m. during regular game weeks. Coach Strong will be available in the Hall of Fame Room of the Selmon Athletics Center.

CREDENTIAL REQUESTS

The online application process for football credentials can be found at www.sportssystem.com/usf. If you are requesting multiple credentials for a group, a form must be submitted for each person. A USF staff member will then send you a confirmation e-mail. Individual game credential requests must be made by noon on Wednesday of each game week. These credentials will be available for pickup at USF, starting Thursday at noon.

INTERVIEW POLICIES

Under no circumstances should media members contact USF coaches or student-athletes without prior consent and approval from Associate Director of Athletics Brian Siegrist or Assistant Communications Director Jay D'Abramo. The same policy applies to the family members of student-athletes. To request interviews outside of regularly-scheduled availabilities, please contact the USF Communications department at least 24 hours in advance.

PLAYER INTERVIEWS

Players will be available three times per week during a normal game week. Those availabilities will occur after practices on Tuesday, Wednesday and Thursday and during requested one-on-one periods on Thursday. To request a specific player for sit-down feature interviews, please contact the USF Communications department at least 24 hours in advance.

STAFF INTERVIEWS

Coach Strong will be available two times per week during normal game weeks. Strong is available Monday during the AAC Conference Call (12:10 p.m.), Tuesday during his weekly press conference (noon). USF Offensive and defensive coordinators will be available after practice on Wednesdays.

POSTGAME POLICY

The USF locker room is closed at all times. Coach Strong will address the media following his post-game with the team. USF will take interview requests for players at the beginning of the fourth quarter. On the road, USF will conduct interviews at the designated location by the host institution.

AMERICAN ATHLETIC CONFERENCE TELECONFERENCE

The American Athletic Conference football coaches will hold a weekly teleconference for the media taking place each Monday during the season. Each coach will be available for approximately 10 minutes.

Media members who wish to access the teleconference may dial 800-458-4121. The confirmation code is 3916293.

11:00 a.m.	Ken Niumatalolo, Navy	Noon	Luke Fickell, Cincinnati
11:10 a.m.	Sonny Dykes, SMU	12:10 p.m.	Charlie Strong, USF
11:20 a.m.	Randy Edsall, UConn	12:20 p.m.	Rod Carey, Temple
11:30 a.m.	Mike Houston, East Carolina	12:30 p.m.	Mike Norvell, Memphis
11:40 a.m.	Philip Montgomery, Tulsa	12:40 p.m.	Josh Heupel, UCF
11:50 a.m.	Dana Holgorsen, Houston	12:50 p.m.	Willie Fritz, Tulane

COLLEGE PRESS BOX.COM

CollegePressBox.com is a great resource for media covering the Bulls and the AAC. Not only does it have media guides from the entire conference, but it also houses logos, head shots, action shots and much more. For access to the site, email Ted Gangi at webmaster@collegepressbox.com.

▼ WEEKLY USF FOOTBALL MEDIA SCHEDULE ▼

MON	TUES	WED	THURS	FRI	SAT	SUN
News Conference 11:30 AM: Strong Selected Players AAC Teleconference: Strong (12:10 pm)	Practice: 9-11 AM No Access 11:30 AM Avail: Off Coord. Def. Coord. Selected Players	Practice: 9-11 AM No availability	Travel Day No availability	GAME DAY Post game availability	No Availability	No Availability

BULLS IN THE NFL

USF has 10 former Bulls on NFL rosters (Nov. 17)

Player (Pos.) _____ Team (Yrs with Team)

- D'Ernest Johnson (RB) _____ Browns (2019)
- Mike Love (DL) _____ Bills (2018)
- Aaron Lynch (DL) _____ Bears (2018)
- Marlon Mack (RB) _____ Colts (2017-18)
- Terrell McClain (DT) _____ Raiders (2019)
- Jason Pierre-Paul (DE) _____ Buccaneers (2018)
- Austin Reiter (OL) _____ Chiefs (2018)
- Deadrin Senat (DL) _____ Falcons (2018)
- Marquez Valdes-Scantling (WR) _____ Packers (2018)
- Mazzi Wilkins (CB) _____ Buccaneers (2019)

BULLS IN THE XFL

- Quinton Flowers (RB/QB) _____ Tampa Bay Vipers (2019)
- Deatrick Nichols (DB) _____ Houston Roughnecks (2019)
- Sean Price (TE) _____ Dallas Renegades (2019)
- Reshard Cliett (LB) _____ Dallas Renegades (2019)



USF STUDENTS BRING THE NOISE TO RAY JAY

- USF boasts one of the largest student sections in the country with 12,501 seats allocated to students and the ability to place as many at 16,000+ in the stadium.
- USF students occupy the north endzone at Raymond James Stadium just below the Buccaneers pirate ship.
- **The Beef Studs** are the most passionate student supporters who regularly occupy the first row and paint their bodies green and gold while donning bull horns.

USF FOOTBALL RADIO SHOW

The USF Football Radio Show airs live at World of Beer on East Fowler Ave. (near the USF campus). Bulls Head Coach Charlie Strong will meet fans at the weekly show which broadcasts live from World of Beer throughout the season. Hosted by the Voice of the Bulls Jim Louk and analyst Sam Barrington, The USF Football Radio Show airs from 7-8 p.m. on the USF Radio Network (95.3/620 AM WDAE) and can be streamed live via the iHeart Radio Bulls Unlimited channel. The show will air nine times on Thursday nights and three on Tuesday nights, when the Bulls play on a weekday.



PLAYERS TO WATCH: SPECIAL TEAMS

P
39



TRENT SCHNEIDER • 6-0 • 197 • JR

RAY GUY AWARD CANDIDATE

- Set USF game records twice on year and posted top three game averages in program history: 52.8 ypp vs. BYU., 51.6 ypp at Georgia Tech, 51.6 ypp vs. Memphis
- 45.9 ypp average ranks 2nd in the AAC & 12th nationally, on pace for USF record
- Set USF season record with 3,176 yards punting in 2018.
- Tied a USF record with a 72 yard punt in win vs. ECU (9.22)
- A 29-year-old native of Sydney, Australia, joined the team in the spring of 2018 and is playing 9,264 miles and a 16-hour plane flight from home.
- Worked for 8 years in construction before returning to school.
- Carries a 4.0 GPA in communications. Academic All-District Honoree
- Benches 225 pounds 11 times.

K
32



SPENCER SHRADER • 6-2 • 175 • FR

- Has made 4 of 9 field goals, 12-12 on PAT on the season, with a long of 34 yards
- 0-3 on attempts over 40 yards.
- Hit 1 of 5 attempts in tough 20-17 loss to No. 17 Cincinnati, including miss on a 33-yarder that would have given team the lead with 2:07 to play.
- Walk-on with a big leg. Handles all kickoffs. Hit a 52-yard field goal in HS game and has hit from 64 yards out in practice. 12 of 15 on FG in only HS season.
- Home schooled soccer player, went to Brazil to attempt to play professionally
- Sister, Sophie, is a freshman midfielder on USF women's soccer team.

KR
20

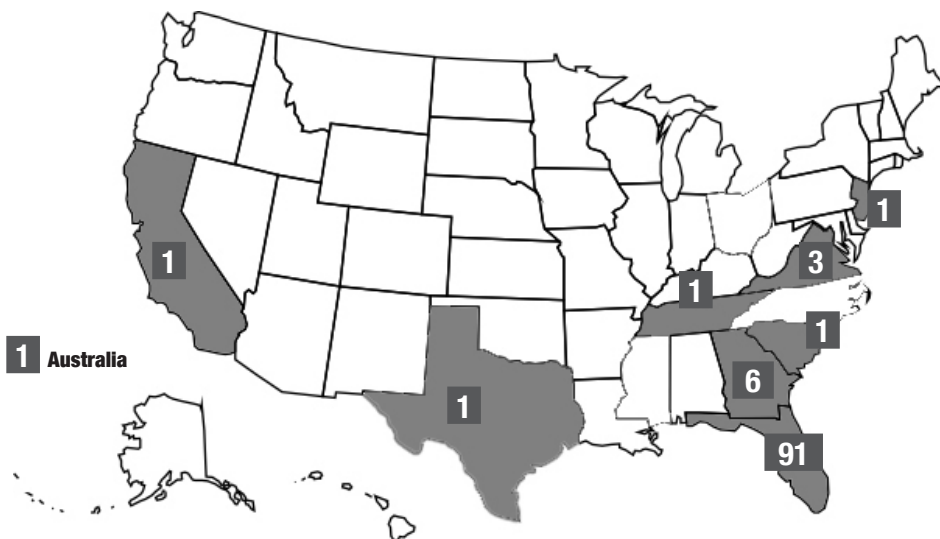
BAY AREA
NATIVE



BENTLEE SANDERS • 5-9 • 175 • SO.

- 4th in the AAC with 23.7 yards per kick return average.
- Had a career long 67-yard kick return at UConn, posting two returns for 92 yds in the game. Had a 61-yard return vs. BYU and tallied 151 yards on five returns.
- 2018 second team All-AAC kick returner (Phil Steele)
- Ranked second in the AAC and 13th nationally averaging 26.8 ypr on kick returns in 2018. Had a season long 62-yard return at Cincinnati
- Starting nickel back for the USF defense. Has 40 tackles, 2 sacks and 2 forced fumbles and an interception on the year.

WHERE THE BULLS ARE FROM



BULLS BY STATE

- FLORIDA:** 91 (86% OF TEAM)
- GEORGIA:** 6
- VIRGINIA:** 3
- CALIFORNIA:** 1
- NEW JERSEY:** 1
- SOUTH CAROLINA:** 1
- TENNESSEE:** 1
- TEXAS:** 1
- AUSTRALIA:** 1

FLORIDA BULLS

- BAY AREA:** 29
- MIAMI/FT. LAUDERDALE:** 19
- ORLANDO/CENTRAL FLORIDA:** 14
- JACKSONVILLE/PANHANDLE:** 14


BULLS BY ELIGIBILITY

- TRUE FRESHMEN:** 22
- REDSHIRT FRESHMEN:** 15
- SOPHOMORES:** 29
- JUNIORS:** 23
- SENIORS:** 17

- TRUE & REDSHIRT FRESHMEN:** 37
- UNDERCLASSMEN:** 66
- UPPERCLASSMEN:** 40
- TOTAL ROSTER:** 106


PLAYERS TO WATCH: OFFENSE

QB
12
BAY AREA
NATIVE

**JORDAN MCCLLOUD • 6-0 • 188 • RS FR**


- Started last 9 games; 4-5 as starter
- Career high passing last two games (225 vs. Temple; 267 vs. Cincinnati)
- 273 total yards, 5 TD (3 pass, 2 run), no turnovers in first start vs. SC State.
- 250 yards rushing (2nd on team) and 4 rushing TD (T1st) on the year.
- Tampa native, earned Class 7A first-team all-state in senior HS season.
- Passed for 2,426 yards and 26 TD while leading team to 12-2 & state semis.
- Younger brother of Clemson star & Carolina Panthers WR Ray-Ray McCloud.

QB
17

**KIRK RYGOL • 6-0 • 195 • SO**

- Saw action in 4 games, going 12-of-24 for 174 yards and 2 TD.
- Led a 88-yard and 66-yard scoring drives at ECU, threw 24-yard TD pass.
- 2018 redshirted at ASA College Brooklyn (NJCAA), team went 3-2
- 2017 at North Greenville Univ. (SC) (Div. II), played in one game (1-1 for 9 yds)
- Threw for over 3,000 yards and 36 TD in senior season at Nation Ford HS (SC)
- Ran for over 500 yards & 5 TD, selected as district Player of the Year

WR
5

**RANDALL ST. FELIX • 6-2 • 211 • SO**

- Second on team with 22 receptions, 11.9 ypc after 20.58 ypc in 2018.
- Best game of season at ECU: 5 catches, 79 yards and 18-yard TD Catch.
- Led USF with 679 yards on 33 catches in 2018, 20.58 ypc (2nd AAC/9th NCAA)
- Was the top freshman receiver in the AAC, 8th overall in ypg, in 2018.
- Four 100-yard games in 2018; Bowl record 6 catches for 165 yards & 2 TD.

TE
89
BAY AREA
NATIVE

**MITCHELL WILCOX • 6-4 • 245 • SR**


- 2018 FIRST TEAM ALL-AAC • THREE-TIME MACKKEY AWARD CANDIDATE**
- 5 TD catches on the year lead the team. 12.8 ypc
- Owns all USF career records for tight ends.
- NFL.com's Gil Brandt's No. 4 senior tight end prospect for 2020 NFL Draft.
- **2018 SEASON:** 43 catches (USF TE record) for 540 yards (TE record) & 2 TD.
- A strong blocker who loves contact and springs many big gains.
- **CAREER:** 98 rec. (TE record) for 1,310 yards (TE record) & 11 TD (TE record).

TE
85

**JACOB MATHIS • 6-4 • 237 • JR**

- Had a catch in 7 straight games he played. 2 TD catches on the year
- 4th on team with 202 receiving yards, 5th with 13 receptions. Leads with 15.5 ypc
- 4 catches for 40 yards & a 21-yard TD at ECU
- Has six catches of 20-plus yards on the year,
- 4-star Bay Area product that transferred from Ole Miss, where he did not see action.

RB
2

**JORDAN CRONKRITE • 5-11 • 202 • SR**


- 3 100-yard gms on year; last 129 yds (10.8 ypc) at ECU. Missed Memphis w/ injury
- 511 yards (127 ypg & 6.8 ypc) in the month of October
- 148 yards (7.4 ypc) at UConn; 158 yds & 2 TD vs. BYU (2nd most career)
- **2018:** 1,121 yds (6th most at USF) & 8 TD, record 5 straight 100-yp gms; 6.09 ypc
- **USF & AAC RECORD** 302 yards & 3 TD at UMass (2018), 13.1 ypc

WR
19
BAY AREA
NATIVE

**BRYCE MILLER • 5-10 • 187 • SO**

- Walk-on whose 4 TD catches on year are second on the team.
- 3rd on team with 20 catches & 228 yards. Started last 7 games.
- Redshirted last season after transferring from Southeastern Univ. (an NAIA program in Lakeland, Fla., just east of Tampa). Had 24 catches for 319 yards there.
- All-state wide receiver at East Lake HS in Tampa (56 catches, 916 yds, 16 TD).
- Played alongside future DI receivers Artavis Scott (Clemson) & George Campbell (PSU, FSU)

WR
20

**JOHNNY FORD • 5-5 • 180 • SO**

- Being held out of competition indefinitely due to violation of team rules.
- Leads USF with 13 catches & 3 total TD (1 rushing) tied for team lead.
- 42-yard TD catch, 32-yard TD run vs. SC State.
- 20-yard TD catch at Georgia Tech (9.7)
- Second-leading rusher with 787 yards & 8 TD in 2018, 6.84 ypc ranked 12th in FBS.
- 3 100-yard games: 164 & 3 TD vs. UConn; 106 & 2 TD at Houston; 120 vs. UCF.
- First team Class 8A All-state running for 998 yards & 12 TD as HS senior

G
78
BAY AREA
NATIVE

**WILLIAM ATTERBURY • 6-4 • 305 • GR**

- 34 straight starts, 32 at right guard. Moved to left tackle in the spring.
- 38 career starts overall, four starts at right tackle in 2016.
- Helped lead the way for 3,169 rushing yards & 30 TD in 2017.
- Pre-general business major earned degree in 2018, Academic All-Conference.
- Carries a 3.93 grad school GPA in Entrepreneurship in Applied Technologies.

T
77

**MARCUS NORMAN • 6-6 • 315 • GR**
OUTLAND TROPHY CANDIDATE • 2017 2ND TEAM ALL-AAC

- 45 straight starts (44 at right tackle). Vocal leader on offense.
- Took on leadership role on offense and transformed body prior to 2018 season.
- Information technology major, Academic All-Conference.

NOTABLES

EXPLOSIVE BULLS RETURN

USF's leaders in explosive plays (20-plus yards) in rushing, receiving and passing in 2018 all return.

■ Senior **Jordan Cronkrite** led USF with 10 explosive plays rushing last season, including five runs of 60-plus yards, topped by touchdown runs of 80, 77 and 76 yards. Sophomore **Johnny Ford** ranked second with seven explosive runs in 2018, including a 78-yarder, and added three explosive receiving plays.

■ Sophomore **Randall St. Felix** led USF with 14 explosive plays receiving, including five in his Gasparilla Bowl record 165-yard receiving day that included TD catches of 38 and 33 yards.

■ Senior quarterback **Blake Barnett** accounted for 33 explosive plays passing in 2018, including a 75-yard TD pass to St. Felix.

EXPERIENCED OFFENSIVE LINE

USF will return all five offensive line starters and tight end from the Bulls' Gasparilla Bowl appearance. Four players that started at least seven games in 2018 return on the line, led by 2017 second-team all-conference right tackle **Marcus Norman** (13), guard **William Atterbury** (13), left guard **Demetris Harris** (11) and center **Brad Cecil** (7). It marks the most returning starters on the offensive line since the Bulls returned five in 2014 and the third straight year USF has returned at least three starters. Donovan Jennings, who started at left tackle in the bowl game, made four starts last year.

■ **Norman** has started 34 straight games at right tackle, while **Atterbury** has started 23 straight at right guard.

DEFENSIVE LINE MATURES

USF had two sophomores and two true freshmen see extensive action on the D-line last season. They will now be part of six defensive linemen that return that played in eight or more games last year and four that have logged 22 or more career games. The group is led by senior defensive ends **Kirk Livingstone** (38 games, 25 starts) and **Greg Reaves** (33 games, 25 starts) who have both tallied more than 100 tackles and 21 TFL on their career. Juniors **Kevin Kegler** (24 games, 11 starts) and **Kelvin Pinkney** (22 games, 4 starts) and sophomores **Tyrone Barber** (11 games, 1 start) and **Rashawn Yates** (8 games, 2 starts) round out the group that will form the base of a Bulls' D-line that looks to enter 2019 bigger and more experienced.

BARNETT RETURNS STRONG AFTER INJURY-HAMPERED END TO 2018

After missing significant practice time and two of the Bulls' last four games of the 2018 season due to injuries, quarterback **Blake Barnett** returns healthy and having added 30 pounds to his now 275-pound bench press max. He will be participating in his first spring practice at USF after arriving on campus in May last year.

■ Prior to injuries causing him to miss the Bulls' game at Cincinnati (Nov. 10), Barnett had started the first nine games and passed for 2,400 yards. He ranked 16th nationally (3rd in AAC) at that point, passing for 267.2 ypg, which was on pace to shatter the USF season passing record (2,911) with more than 3,400 passing yards. He missed two of the Bulls' final four games and did not start the Gasparilla Bowl, but entered in the first quarter and passed for 212 yards and a TD in the game.


■ He tallied just 310 passing yards and one TD in the Bulls' final four games of 2018. Barnett passed for 1,099 yards and 8 TD in the first four games of 2018, including 411 yards and 2 TD at Illinois. He averaged 267.2 ypg passing through nine games. In the final four games of 2018, with Barnett missing two, USF passed for 695 yards (155.2 ypg) and 5 TD.

■ Despite the missed time, Barnett's nine 200-yard passing games in 2018 were just one shy of the USF season record of 10 set by Marquel Blackwell in 2001.


PLAYERS TO WATCH: DEFENSE

S
2**NICK ROBERTS • 5-11 • 190 • SO**


- Tied for team lead with 9 tackles vs. SMU & 9 at ECU, 4th with 61 on year.
- **2018:** Led team with 3 INT, 4th on team with 72 tackles.
- Started last 11 games at safety in 2018 in first season on the field.
- First Team Florida All-State Class 7A at Oakleaf HS in Jacksonville.

CB
7BAY AREA
NATIVE**MIKE HAMPTON • 6-1 • 190 • JR****THORPE AWARD CANDIDATE; 2018 HONORABLE MENTION ALL-AAC**

- Posted a season-best three pass break-ups at UConn, 7 tackles vs. BYU
- 2nd in AAC & 9th in nation with 1.4 passes defended per game (18 total) in '18.
- 18 passes defended in 2018 (2nd all-time, 1 shy of USF season record (19).
- **2018:** 43 tackles, 2.0 TFL, 1.0 sacks; Slated to graduate in December.

S
8**DEVIN STUDSTILL • 6-0 • 200 • GR**

- 3rd on team with 65 tackles, team-high 8 tackles at G Tech & 9 at ECU.
- Transfer from Notre Dame, played 29 games for the Irish.
- Posted 60 tackles & 1 INT at ND, played in 12/started 9 games as a freshman.
- A four-star recruit out of Palm Beach Gardens, Fla.

CB
9BAY AREA
NATIVE**KJ SAILS • 5-11 • 175 • SR**


- No. 16 nationally among CB in Pro Football Focus defensive grades (min. 50% of downs)
- Leads team with 5 takeaways on year (3 INT, 2 FR) & has a forced fumble.
- Tampa native that transferred from North Carolina for senior season to be closer to his infant son, King, and following the passing of his great-grandmother and sister.
- Played in 19 games for UNC: 40 career tackles, 1.0 TFL & 15 passes defended.

LB
55**PATRICK MACON • 6-3 • 245 • SR**


- 2nd on team in tackles (67), 6.7 tpg ranks 14th in the AAC.
- Led USF with 15 tackles, 4 TFL, 1 FF & a sack vs. Wisconsin; 13 tackles at Navy
- Senior grad transfer from Oklahoma State, never played a down for the Cowboys
- 2016 NJCAA Defensive Player of the Year at Fort Scott CC.
- 4-star recruit and 4th ranked JUCO LB in 2017. 122 tackles, 27.5 TFL as JUCO SR
- Led Fort Scott to 11-1 record and NJCAA National title game in 2016.

LB
11**DWAYNE BOYLES • 6-3 • 227 • SO**

- Leads team with 68 tackles, 12.5 TFL & 2nd with 3.0 sacks, added 20 pounds.
- Has posted a TFL in 8 of last 10 games.
- Led team with 8 tackles & 3.0 TFL at UConn; Had 10 tackles vs. Memphis.
- Played in 12 games as a true freshman, starting two in 2018.

DE
4BAY AREA
NATIVE**GREG REAVES • 6-2 • 242 • GR**

- 5th on team with 56 tackles: 2nd with 3.0 sacks also has 9.0 TFL & INT
- Has started the last 36 straight games (29 at DE, 7 at LB)
- **2018:** 2nd on team with career-best 89 tackles; played last 7 at linebacker
- Career-best 14 tackles in Gasparilla Bowl; 4 double-digit tackle games in 2018.
- **2017:** Led USF with 14.0 TFL & 4th with 4.0 sacks, 7 QBH in 12 starts at DE.
- Former walk-on who earned a scholarship in 2017, played safety in high school.
- **CAREER:** 205 tackles, 29.5 TFL, 7.5 sacks, 6 PBU, 3 FR, 1 FF, 1 INT
- Carries a 3.8 grad school GPA in Entrepreneurship in Applied Technologies.

DE
6**KIRK LIVINGSTONE • 6-4 • 275 • GR****CAMPBELL TROPHY SEMIFINALIST**

- No. 9 nationally (87.3) among DL in Pro Football Focus grades (min. 50% of snaps)
- Labeled as the Bulls' top defense performer to date this season by Charlie Strong.
- **2018:** Led USF with 10.0 TFL, 5th on team with career-best 56 tackles.
- Top returner in CAREER sacks (11.0) and TLF (31.0).
- 2018 Academic All-District team. Graduated with 3.6 GPA in health sciences.
- **CAREER:** 136 tackles, 31.0 TFL, 11.0 sacks, 3 PBU, 2 FF, 2 FR

NOTABLES

PLAY FAST, SCORE FASTER

Offensive coordinator **Kerwin Bell** has brought the mantra "play fast, score faster" to the Bulls in his first season leading the offense. The former SEC Player of the Year quarterback (1984) at Florida comes to USF after 12 seasons as a successful head coach, leading programs at Valdosta State (2016-18) and Jacksonville University (2007-15) and a 14-year playing career in professional football.

■ Charlie Strong and Bell were first part of the same program during the 1983-84 seasons at Florida, where Strong was serving in his first coaching position as a graduate assistant and Bell was a walk-on quarterback.

■ The 2018 Don Hansen NCAA Division II Co-Coach of the Year, Bell's 2018 offense led the nation in scoring (52.0 ppg) and was fourth in total offense (523.9 ypg). The Blazers scored 728 points, the most in NCAA Division II history, as they posted 7,334 yards (3,676 rushing/3,658 passing) and 7.9 yards per play.

WILCOX AMONG NATION'S TOP TIGHT ENDS

A two-time all-conference selection (1st team in 2018) and Mackey Award candidate, senior **Mitchell Wilcox** is among the best tight ends in the nation and spurned an opportunity to enter the 2019 NFL Draft to add to a stellar career that has him poised to own every USF tight end record. His 43 catches and 540 yards set **USF season receptions and season yardage** for a tight end last year and led The American. He owns the **career yardage** record and **career receptions** for a USF tight end and the **single game receptions record** (8). His career-best 109 yards at Illinois last year are second only to Elkanah Dillion's game mark of 126 yards vs. FAMU in 2015.

REAVES RETURNS TO THE EDGE

Senior Greg Reaves, a former walk-on, started the last seven games of 2018 at middle linebacker due to injuries and depth at linebacker. He excelled, posting 9.4 tackles per game during the stretch to finish second on the team with 89 tackles. For 2019, the 6-2, 248-pounder will return to his edge position as a defensive end/outside linebacker, a position from which he led USF with 14.0 TFL in 2017. He has started the last 25 straight games for the Bulls.

ROSTER FEATURES 25 PLAYERS THAT HAVE EARNED OR ARE SLATED TO EARN THEIR DEGREE IN DECEMBER

USF entered the 2019 season with 11 players already having earned their degree, including seven returning starters. **Offense (4):** William Atterbury, Blake Barnett, Stanley Clerveaux, Marcus Norman.

Defense (7): Kirk Livingstone, Patrick Macon, Greg Reaves, Nico Sawtelle, Trent Shaw, Darius Slade, Devin Studstill.

■ 16 Bulls are slated to earn either their bachelor's or master's degree in commencement ceremonies this December. **Offense (12):** Blake Barnett (grad), Stanley Clerveaux (grad), Troy Fields, Jarret Hopple, Matt Nelson, Hal Roberson, Trevon Sands, Michael Wiggs, Mitchell Wilcox, Devontres Dukes, Christian Gainer, & Jernard Phillips.

Defense (3): Mekhi LaPointe, Andre Polk & Michael Hampton.

Special Teams (1): Trent Schneider

■ The Bulls have 25 current players that have already graduated or will earn their degree in December, including 18 that reside in the two-deep.

■ Among the 12 players on the two-deep of the USF offensive line (including tight ends), seven have either earned their degree or are slated to receive it in December.

2019 SCHEDULE BREAKDOWN

■ **American:** USF plays its first four conference games (three on the road) vs. teams that finished in the bottom half of their division in 2018 and posted a combined record of 12-27 (7-25 AAC). The Bulls finish with four conference games against teams that finished in the top half of their division and posted a combined record of 39-13 (26-7 AAC).

■ **Florida Finish:** USF will close out the 2019 regular season with four straight games in the state of Florida in the month of November, all within a bus ride from campus. Three straight home games begin the stretch, which is capped by a trip to UCF for the War on I-4. The Bulls will face 2018 East Division runner-up Temple (8-5, 7-1 AAC) in a Thursday night clash, followed by East Division third-place team Cincinnati (11-2; 6-2) and back-to-back West Division winner Memphis (8-6; 5-3) at home before traveling to two-time defending East Division winner UCF (12-1; 8-0).

NUMERICAL

No.	Name
2	Jordan Cronkrite, RB
2	Nick Roberts, DB
3	Vincent Davis, DB
4	Stanley Clerveaux, WR
4	Greg Reaves, DE
5	Randall St. Felix, WR
6	Kirk Livingstone, DE
7	Mike Hampton, DB
8	Devin Studstill, DB
9	KJ Sails, DB
10	Daquan Evans, DB
10	Kelley Joiner, RB
11	Blake Barnett, QB
11	Dwayne Boyles, LB
12	Jordan McCloud, QB
12	Zion Roland, DB
13	Eddie McDoom, WR
14	Jah'Quez Evans, WR/QB
15	Jayden Curry, DB
15	Jernard Phillips, WR
16	Kaden Frost, QB
16	Brock Nichols, DB
17	Kirk Rygol, QB
17	Kyle Trina, WR
18	Augie DeBiase, QB
18	DeVontres Dukes, WR
19	Bryce Miller, WR
20	Johnny Ford, RB/WR
20	Bentlee Sanders, DB
21	McArthur Burnett, DB
21	Dave Small, RB
22	Mekhi LaPointe, DB
23	Josh Berry, RB
24	Coby Weiss, PK
25	Eugene Bowman, DB
25	Kenny Scribner, K
26	Keyon Helton, DB
27	Leonard Parker, DB
28	Trevon Sands, RB
29	Brian Norris, LB
31	Cody Gentry, DB
32	Spencer Shrader, K
33	Odunayo Seriki, WR
34	Christian Helms, WR
35	Jabreel Stephens, DE
36	Tyler Schlegel, P
37	Camp Gobler, LB
38	Sean Atkins, WR
38	Randal Copeland, LB
39	Trent Schneider, P
39	Trent Shaw, LB
40	Jason Vaughn, DE
41	Demaurez Bellamy, LB
42	Darius Slade, DE

2019 USF FOOTBALL ALPHABETICAL ROSTER

No.	Name	Pos.	Ht.	Wt.	Class/Elig.	Hometown (Previous Schools)
86	Flaubert Akepeu	TE	6-5	245	Fr./Fr.	Valrico, Fla. (Grace Christian HS)
38	Sean Atkins	WR	5-10	165	Fr./Fr.	Viera, Fla. (Viera HS)
78	William Atterbury	OL	6-4	305	Gr./Sr.	Clearwater, Fla. (Clearwater Central Catholic HS)
93	Tyrone Barber	DT	6-3	273	So./So.	Venice, Fla. (Venice HS)
11	Blake Barnett	QB	6-5	225	Gr./Sr.	Corona, Calif. (Santiago HS/Arizona St./Alabama)
48	Andrew Beardall	LS	5-8	220	So./RFr.	Merritt Island, Fla. (Merritt Island HS)
41	Demaurez Bellamy	LB	5-10	223	Fr./Fr.	Deland, Fla. (Deland HS)
23	Josh Berry	RB	6-0	185	Fr./Fr.	Davenport, Fla. (Ridge Community HS)
83	Logan Berryhill	WR	6-4	186	Fr./Fr.	Kingsland, Ga. (Camden County HS)
57	Joshua Blanchard	OL	6-3	330	Fr./Fr.	Miami, Fla. (Norland HS)
25	Eugene Bowman	DB	6-0	183	So./RFr.	Jacksonville, Fla. (Robert E. Lee HS)
11	Dwayne Boyles Jr.	LB	6-3	227	So./So.	Miami, Fla. (Miami Central HS)
21	McArthur Burnett	DB	5-9	193	Jr./Jr.	Pahokee, Fla. (Pahokee HS/Coffeyville CC)
88	Chris Carter	TE	6-4	246	So./RFr.	Homestead, Fla. (South Dade HS)
74	Brad Cecil	OL	6-4	307	So./So.	Jacksonville, Fla. (Bartram Trail HS)
4	Stanley Clerveaux	WR	6-3	216	Gr./Sr.	North Miami, Fla. (North Miami HS)
38	Randal Copeland	LB	6-0	227	So./RFr.	Havana, Fla. (Gadsden County HS)
30	Isaiah Cromarty	DB	6-1	175	Jr./So.	Alachua, Fla. (Santa Fe HS/Webber International)
2	Jordan Cronkrite	RB	5-11	202	Sr./Sr.	Miami, Fla. (Westminster Central HS/Florida)
15	Jayden Curry	DB	5-11	194	Fr./Fr.	Virginia Beach, Va. (IMG Academy)
3	Vincent Davis	DB	5-11	181	So./So.	Jacksonville, Fla. (Robert E. Lee HS)
18	Augie DeBiase	QB	6-2	215	Jr./So.	Ponte Vedra, Fla. (Raines HS/Tyler CC/Miami)
49	Ian Deneen	LS	5-10	226	So./So.	Winter Garden, Fla. (West Orange HS)
18	DeVontres Dukes	WR	6-4	216	Sr./Jr.	Tampa, Fla. (Wharton HS)
10	Daquan Evans	DB	5-11	178	Fr./Fr.	Orlando, Fla. (Jones HS)
14	Jah'Quez Evans	WR/QB	6-2	180	Fr./Fr.	Atlanta, Ga. (Mays HS)
61	Troy Fields	OL	6-4	274	Jr./Jr.	Miramar, Fla. (Miramar HS/Virginia Union)
20	Johnny Ford	RB/WR	5-5	180	So./So.	Miami, Fla. (Miami HS)
57	AJ Franco	LB	6-0	227	Jr./So.	Sarasota, Fla. (Riverview HS)
16	Kaden Frost	QB	6-3	197	So./Fr.	Naples, Fla. (Gulf Coast HS/Gardner-Webb)
31	Cody Gentry	DB	6-1	210	Jr./Jr.	Fort Worth, Texas (Brewer HS/Cisco CC/Southwest Oklahoma St.)
37	Camp Gobler	LB	6-3	225	Fr./Fr.	Stuart, Fla. (South Fork HS)
45	Darrien Grant	DE	6-4	254	Jr./So.	Bradenton, Fla. (Southeast HS)
47	Tae'Aviion Gray	LB	6-2	208	Fr./Fr.	Quitman, Ga. (Brook County HS)
98	Blake Green	DT	6-1	287	Sr./Jr.	Bradenton, Fla. (Bradenton Southeast HS/NW Missouri St.)
44	Antonio Grier Jr.	LB	6-1	222	So./So.	Atlanta, Ga. (Mays HS)
79	Dustyn Hall	OL	6-3	308	Fr./Fr.	Punta Gorda, Fla. (Charlotte HS)
7	Mike Hampton	CB	6-1	190	Sr./Jr.	Tampa, Fla. (Hillsborough HS)
64	Demetris Harris	OL	6-3	324	Jr./So.	Jacksonville, Fla. (Robert E. Lee HS)
34	Christian Helms	WR	6-2	193	Fr./Fr.	Seffner, Fla. (Seffner Christian HS)
26	Keyon Helton	DB	6-0	195	So./RFr.	Pensacola, Fla. (West Florida HS)
76	Jarrett Hoppole	OL	6-7	325	Sr./Jr.	Suffolk, Va. (Nansemond River HS/Virginia Tech)
80	Terrence Horne Jr.	WR	5-7	178	So./RFr.	Miramar, Fla. (Miramar HS)
73	Donovan Jennings	OL	6-5	328	So./So.	Tampa, Fla. (Gaither HS)
10	Kelley Joiner Jr.	RB	5-9	175	Fr./Fr.	Clermont, Fla. (South Lake HS)
56	Tyrik Jones	DE	6-2	258	Jr./Jr.	Plantation, Fla. (Plantation HS/Ariz. Western CC)
90	Kevin Kegler	DT	6-2	294	Jr./Jr.	Madison, Fla. (Madison County HS)
51	Stacy Kirby Jr.	DL	6-3	260	So./RFr.	Orlando, Fla. (Jones HS)
58	Trey Laing	LB	6-2	214	So./RFr.	Tallahassee, Fla. (Godby HS)
22	Mekhi LaPointe	DB	6-2	200	Jr./So.	Seffner, Fla. (Armwood HS)
6	Kirk Livingstone	DE	6-4	275	Gr./Sr.	Fort Lauderdale, Fla. (Stranahan HS)
87	Frederick Lloyd Jr.	TE	6-5	235	Jr./So.	Tifton, Ga. (Tift County HS)
55	Patrick Macon	LB	6-3	245	Gr./Sr.	Memphis, Tenn. (Millington Central HS/Oklahoma State)
75	Jean Marcellus	OL	6-4	307	Jr./So.	Tampa, Fla. (Jefferson HS)

2019 USF FOOTBALL ALPHABETICAL ROSTER

85	Jacob Mathis	TE	6-4	237	Sr./Jr.	Tampa, Fla. (Berkley Prep/Ole Miss)
12	Jordan McCloud	QB	6-0	190	So./RFr.	Tampa, Fla. (Plant HS)
13	Eddie McDoom	WR	6-0	188	Sr./Jr.	Winter Garden, Fla. (West Orange HS/Michigan)
62	Matthew McDuffie	OL	6-5	326	Fr./Fr.	Glen Saint Mary, Fla. (Baker County HS)
19	Bryce Miller	WR	5-10	187	Jr./So.	St. Petersburg, Fla. (East Lake HS/Southeastern Univ.)
59	Andrew Mims	LB	6-1	226	Jr./So.	St. Johns, Fla. (Bartram Trail HS)
95	Thomas Nance	DE	6-3	252	Fr./Fr.	Eagle Lake, Fla. (Lake Region HS)
66	Matt Nelson	OL	6-2	289	Sr./Jr.	Ocala, Fla. (Trinity Catholic HS)
16	Brock Nichols	DB	6-0	197	Jr./Jr.	Naples, Fla. (Barron Collier HS/Delaware State)
77	Marcus Norman	OL	6-6	315	Gr./Sr.	Sebastian, Fla. (Sebastian River HS)
29	Brian Norris Jr.	LB	6-2	227	So./RFr.	Chiefland, Fla. (Chiefland HS)
27	Leonard Parker	S	5-11	209	Fr./Fr.	Tampa, Fla. (Plant HS)
15	Jernard Phillips	WR	5-10	167	Jr./Jr.	Miami, Fla. (Miami Central HS)
96	Kelvin Pinkney	DT	6-3	305	Jr./Jr.	Sarasota, Fla. (Booker HS)
81	Kevin Purlett	WR	6-2	241	Sr./Sr.	Miramar, Fla. (Miramar HS/Florida Tech)
4	Greg Reaves	DE	6-2	242	Gr./Sr.	Bradenton, Fla. (Manatee HS/Air Force Prep Acad.)
67	Hal Roberson	OL	6-1	328	Sr./Sr.	Tampa, Fla. (Riverview HS)
24	Nick Roberts	DB	5-11	190	Jr./So.	Jacksonville, Fla. (Oakleaf HS)
12	Zion Roland	DB	5-11	185	So./So.	St. Petersburg, Fla. (Admiral Farragut HS)
17	Kirk Rygol	QB	6-0	195	Jr./So.	Fort Mill, S.C. (Nation Ford HS/ASA College)
9	KJ Sails	DB	5-11	175	Sr./Jr.	Tampa, Fla. (East Bay HS/North Carolina)
70	Sebastian Sainterling	OL	6-2	370	So./RFr.	Hollywood, Fla. (Chaminade-Madonna HS)
20	Bentlee Sanders	DB	5-9	175	Jr./So.	Tampa, Fla. (Tampa Catholic HS)
28	Trevon Sands	RB	5-11	221	Sr./Sr.	Miami, Fla. (Southwest Miami HS)
54	Nico Sawtelle	LB	6-2	227	Gr./Sr.	Jensen Beach, Fla. (Jensen Beach HS)
36	Tyler Schlegel	P	6-4	185	Jr./So.	Jacksonville, Fla. (Episcopal HS/Eckerd College)
39	Trent Schneider	P	6-0	200	Sr./Jr.	Sydney, Australia (Carlingford HS/Santa Barbara City Coll.)
25	Kenny Scribner	K	5-11	210	Fr./Fr.	Punta Gorda, Fla. (Charlotte HS)
33	Odunayo Seriki Jr.	RB	5-10	185	Sr./Jr.	Apopka, Fla. (Apopka HS)
39	Trent Shaw	LB	6-2	210	Gr./Sr.	Lutz, Fla. (Steinbrenner HS)
32	Spencer Shrader	K	6-2	175	Fr./Fr.	Lithia, Fla. (Newsome HS)
42	Darius Slade	DE	6-5	257	Gr./Sr.	Montclair, N.J. (Montclair HS/Ohio St./Arizona St.)
21	Dave Small	RB	5-9	210	Jr./So.	Lauderhill, Fla. (Cardinal Gibbons HS)
68	Antonio Spanolios	OL	6-7	380	Sr./Jr.	Tarpon Springs, Fla. (Tarpon Springs HS/St. Petersburg CC)
5	Randall St. Felix	WR	6-2	211	Jr./So.	Miami, Fla. (Dr. Michael M. Krop HS)
71	Jeremiah Stafford	OL	6-4	312	Jr./So.	Citra, Fla. (North Marion HS)
35	Jabreel Stephens	DE	6-5	250	Jr./So.	Seffner, Fla. (Armwood HS)
8	Devin Studstill	DB	6-0	200	Gr./Sr.	Riviera Beach, Fla (Palm Beach Gardens HS/Notre Dame)
46	Ryan Thaxton	DL	6-4	245	Jr./So.	Alexandria, Va. (St. Stephen's & St. Agnes HS/Fort Scott CC/Tennessee)
53	Dakota Trice	LB	5-11	213	Jr./Jr.	Brandon, Fla. (Brandon HS/Jacksonville Univ.)
17	Kyle Trina	WR	5-10	200	Jr./So.	Tampa, Fla. (Plant HS)
40	Jason Vaughn	DE	6-5	233	Fr./Fr.	Auburndale, Fla. (Advance Prep Acad.)
92	John Waller	DL	6-4	315	So./RFr.	St. Petersburg, Fla. (Admiral Farragut Acad.)
72	Ethan Watson	OL	6-6	308	So./RFr.	Pensacola, Fla. (Catholic HS)
84	Xavier Weaver	WR	6-1	165	Fr./Fr.	Orlando, Fla. (Orlando Christian Prep)
24	Coby Weiss	K	5-9	180	Jr./Jr.	Gainesville, Fla. (Buchholz HS/Tennessee State)
52	Michael Wiggs	OL	6-3	311	Sr./Jr.	Lakeland, Fla. (Lake Gibson HS)
89	Mitchell Wilcox	TE	6-5	245	Sr./Sr.	Tarpon Springs, Fla. (Tarpon Springs HS)
97	Armon Williams	DT	6-3	323	So./RFr.	Snellville, Ga. (South Gwinnett HS)
43	Darius Williams	LB	6-0	252	Fr./Fr.	Miami, Fla. (Norland HS)
82	Latrell Williams	WR	5-11	177	Sr./Jr.	Lake City, Fla. (Columbia HS/Independence CC/Tennessee)
91	Rashawn Yates	DT	6-3	271	So./So.	Port St. Lucie, Fla. (Treasure Coast HS)

NUMERICAL

43	Darius Williams, LB
44	Antonio Grier Jr., LB
45	Darrien Grant, DE
46	Ryan Thaxton, DL
47	Tae'Aviion Gray, LB
48	Andrew Beardall, LS
49	Ian Deneen, LS
51	Stacy Kirby, DL
52	Michael Wiggs, OL
53	Dakota Trice, LB
54	Nico Sawtelle, LB
55	Patrick Mason, LB
56	Tyrik Jones, DE
57	Joshua Blanchard, OL
57	AJ Franco, LB
58	Trey Laing, LB
59	Andrew Mims, LB
61	Troy Fields, OL
62	Matthew McDuffie, OL
64	Demetris Harris, OL
66	Matt Nelson, OL
67	Hal Roberson, OL
68	Antonio Spanolios, OL
70	Sebastian Sainterling, OL
71	Jeremiah Stafford, OL
72	Ethan Watson, OL
73	Donovan Jennings, OL
74	Brad Cecil, OL
75	Jean Marcellus, OL
76	Jarrett Hoppole, OL
77	Marcus Norman, OL
78	William Atterbury, OL
79	Dustyn Hall, OL
80	Terrence Horne, WR
81	Kevin Purlett, WR
82	Latrell Williams, WR
83	Logan Berryhill, WR
84	Xavier Weaver, WR
85	Jacob Mathis, TE
86	Flaubert Akepeu, TE
87	Frederick Lloyd, TE
88	Chris Carter, TE
89	Mitchell Wilcox, TE
90	Kevin Kegler, DL
91	Rashawn Yates, DL
92	John Waller, DT
93	Tyrone Barber, DL
95	Thomas Nance, DE
96	Kelvin Pinkney, DL
97	Armon Williams, DL
98	Blake Green, DT

2019 USF FOOTBALL DEPTH CHART

(GAME 12)

USF OFFENSE

POS	#	Name	Ht.	Wt.	Cl.
WR	13	Eddie McDoom	6-0	188	Jr.
	15	Jernard Phillips	5-10	167	Jr.
	4	Stanley Clerveaux	6-3	216	Sr.
	80	Terrence Horne Jr.	5-7	178	Fr.
TE	89	Mitchell Wilcox (BA)	6-4	245	Sr.
	85	Jacob Mathis	6-4	237	Jr.
RT	77	Marcus Norman	6-6	315	Sr.
	76	Jarrett Hopple	6-7	325	Jr.
RG	78	William Atterbury (BA)	6-4	305	Sr.
	67	Hal Roberson (BA)	6-1	328	Sr.
C	74	Brad Cecil	6-4	307	So.
	66	Matt Nelson	6-2	289	Jr.
LG	64	Demetris Harris	6-3	324	So.
	52	Michael Wiggs (BA)	6-3	311	Jr.
LT	73	Donovan Jennings (BA)	6-5	328	So.
	57	Joshua Blanchard	6-3	330	Fr.
QB	12	Jordan McCloud (BA)	6-0	190	RFr.
	17	Kirk Rygol	6-0	195	So.
	14	Jah'Quez Evans	6-2	180	Fr.
HB	10	Kelley Joiner Jr	5-9	175	Fr.
	2	Jordan Cronkrite	5-11	202	Sr.
	28	Trevon Sands	5-11	221	Sr.
SLOT	19	Bryce Miller (BA)	5-10	187	So.
	20	Johnny Ford	5-5	180	So.
WR	5	Randall St. Felix	6-2	211	So.
	84	Xavier Weaver	6-1	165	Fr.
	80	Terrence Horne	5-7	178	Fr.

USF SPECIALISTS

POS	#	Name	Ht.	Wt.	Cl.
P	39	Trent Schneider	6-0	197	Jr.
	25	Kenny Scribner	5-11	210	Fr.
PK	24	Coby Weiss	5-9	180	Jr.
	32	Spencer Shrader (BA)	6-2	175	Fr.
H	39	Trent Schneider	6-0	197	Jr.
LS	49	Ian Deneen	5-10	226	So.
	48	Andrew Beardall	5-8	220	RFr.
KO	32	Spencer Shrader (BA)	6-2	175	Fr.
KR	20	Bentlee Sanders (BA)	5-9	175	So.
	15	Jernard Phillips	5-10	167	Jr.
	14	Jah'Quez Evans	6-2	180	Fr.
PR	9	KJ Sails (BA)	5-11	175	Jr.
	20	Bentlee Sanders (BA)	5-9	175	RFr.

USF DEFENSE

POS	#	Name	Ht.	Wt.	Cl.
DE	4	Greg Reaves (BA)	6-2	242	Sr.
	40	Jason Vaughn	6-5	233	Fr.
DT	98	Blake Green (BA)	6-1	287	Jr.
	90	Kevin Kegler	6-2	294	Jr.
	93	Tyrone Barber	6-3	273	So.
DT	91	Rashawn Yates	6-3	271	So.
	96	Kelvin Pinkney (BA)	6-3	305	Jr.
DE	6	Kirk Livingstone	6-4	275	Sr.
	42	Darius Slade	6-5	257	Sr.
MLB	55	Patrick Macon	6-3	245	Sr.
	59	Andrew Mims	6-1	226	So.
SLB	11	Dwayne Boyles Jr.	6-3	227	So.
	47	Tae'Aviion Gray	6-2	208	Fr.
WLB	44	Antonio Grier, Jr.	6-1	222	So.
	41	Demaurez Bellamy	5-10	223	Fr.
CB	7	Mike Hampton (BA)	6-1	190	Jr.
	25	Eugene Bowman	6-0	183	RFr.
SS	8	Devin Studstill	6-0	200	Sr.
	3	Vincent Davis	5-11	181	So.
FS	2	Nick Roberts	5-11	190	So.
	22	Mekhi LaPointe (BA)	6-2	200	So.
CB	9	KJ Sails (BA)	5-11	175	Jr.
	20	Bentlee Sanders (BA)	5-9	175	So.
NICKEL	20	Bentlee Sanders (BA)	5-9	175	So.

(BA) = NATIVE OF SEVEN-COUNTY TAMPA BAY AREA

PRONUNCIATION CHART

41	DEMAUREZ Bellamy	Duh-MAR-ez
4	Stanley CLERVEAUX	CLAIR-voe
2	Jordan CRONKRITE	CRONK-right
18	Augie DEBIASE	DEE-BEE-aussie
18	DeVONTRES Dukes	duh-VON-treys
37	Camp GOBLER	GO-blur
47	TAE'AVIION Gray	TAY-vee-ON
26	KEYON Helton	KEY-on
10	KELLEY Joiner	Kelly
56	TYRIK Jones	TIE-reek
22	MEKHI LaPointe	MA-Kie
6	Kirk LIVINGSTONE	living-STUN
55	Patrick MACON	MAY-con
75	JEAN Marcellus	GENE
67	Hal ROBERSON	ROE-bur-son
17	Kirk RYGOL	RYE-gull
28	TREVON Sands	TREY-von
54	NICO SAWTELLE	KNEE-coe SAW-tell
33	ODUNAYO SERIKI	OH-dah-NAY-Oh Sir-EEE-key
17	Kyle TRINA	TREE-na
24	Coby WEISS	WICE

CAREER STARTS CHART

	2019	2018	2017	2016	CAREER
Marcus Norman (OL)	11	13	12	9	45
Mitchell Wilcox (TE)	11	11	8	9	39
William Atterbury (OL)	11	13	10	4	38
Kirk Livingstone (DE)	11	12	-	13	36
Greg Reaves (DE)	11	13	12	-	36
Mike Hampton (CB)	11	11	1	-	23
Demetris Harris (OL)	11	11	-	-	22
Nick Roberts (S)	11	11	-	-	22
Randall St. Felix (WR)	11	10	-	-	21
Jordan Cronkrite (RB)	9	11	-	-	20
Brad Cecil (OL)	11	7	-	-	18
Nico Sawtelle (LB)	-	6	12	-	18
Kevin Kegler (DT)	6	10	-	-	16
Donovan Jennings (OL)	10	4	-	-	14
Blake Barnett (QB)	2	10	-	-	12
Dwayne Boyles (LB)	10	2	-	-	12
Stanley Clerveaux (WR)	-	10	1	-	11
KJ Sails (CB)	11	-	-	-	11
Devin Studstill (S)	11	-	-	-	11
Jordan McCloud (QB)	9	-	-	-	9
Bentlee Sanders (SS)	7	2	-	-	9
Patrick Macon (LB)	8	-	-	-	8
Eddie McDoom (WR)	8	-	-	-	8
Kelvin Pinkney (DT)	3	5	-	-	8
Bryce Miller (WR)	7	-	-	-	7
Rashawn Yates (DT)	5	2	-	-	7
Michael Wiggs (OL)	-	6	-	-	6
Antonio Grier (LB)	5	-	-	-	5
Blake Green (DT)	4	-	-	-	4
Mekhi LaPointe (SS)	-	4	-	-	4
Jernard Phillips (WR)	4	-	-	-	4
Darius Slade (DE)	4	-	-	-	4
Vincent Davis (CB)	1	3	-	-	3
Johnny Ford (RB)	2	1	-	-	3
Trevon Sands (RB)	1	1	1	-	3
Hal Roberson (OL)	-	2	-	-	2
Tyrone Barber (DT)	-	1	-	-	1
Demaurez Bellamy (LB)	1	-	-	-	1
Tae'aviion Gray (LB)	1	-	-	-	1
Jarrett Hoppie (OL)	1	-	-	-	1
Terrence Horne (WR)	1	-	-	-	1
Kelley Joiner (RB)	1	-	-	-	1
Jacob Mathis (TE)	-	1	-	-	1

2019 GAME-BY-GAME LEADERS

GAME	RUSHING	PASSING (C-A-YD-INT-TD)	CATCHES	REC YARDS	TACKLES
WISCONSIN	McCloud (3-23)	Barnett (13-30-109-2-0)	3 with (3)	Cronkrite (23)	Macon (15)
GEORGIA TECH	Barnett (8-42)	Barnett (12-20-79-0-0)	Ford (4)	Wilcox (60)	Studstill, Reaves (8)
SC STATE	Joiner (12-64)	McCloud (16-27-217-0-3)	Ford (4)	Ford (100)	Mims (6)
SMU	Cronkrite (8-30)	Barbett (13-21-222-3-0)	Ford (5)	Wilcox (77)	Roberts, Macon (9)
UCONN	Cronkrite (20-148)	McCloud (11-21-157-2-3)	Miller (3)	Mathis (43)	Hampton, Boyles (8)
BYU	Cronkrite (26-158)	McCloud (7-14-72-1-1)	Wilcox (2)	Wilcox (52)	Roberts, Reaves (8)
NAVY	Cronkrite (17-76)	McCloud (11-23-50-1-0)	St. Felix (4)	Mathis (34)	Macon (13)
EAST CAROLINA	Cronkrite (12-129)	McCloud (9-12-102-0-2)	St. Felix (5)	St. Felix (79)	3 with (9)
TEMPLE	Cronkrite (8-21)	McCloud (23-38-225-0-1)	Wilcox (5)	Wilcox (55)	Macon (9)
CINCINNATI	Cronkrite (20-78)	McCloud (18-27-267-0-1)	Wilcox (5)	St. Felix (70)	Grier (10)
MEMPHIS	Joiner (13-115)	McCloud (5-14-45-0-0)	McDoom, St. Felix (2)	McDoom (40)	Mims (13)

2019 FIELD GOALS

Field Goals	fg	pct.	01-19	20-29	30-39	40-49	50-99	lg	blk
Coby Weiss	3-5	.600	-	2-2	1-1	0-2	-	37	-
Spencer Shrader	4-9	.444	-	2-2	2-4	0-1	0-2	33	-

FG Sequence	USF	Opponents
Wisconsin	(43)	(30)
Georgia Tech	27	(51)
South Carolina State	20, 34	25
SMU	—	—
UConn	—	—
BYU	—	51, 22, 28 (39)
Navy	33, (33)	—
East Carolina	24	33, 34
Temple	—	44
Cincinnati	(50), 28, (53), (43), (33)	41, 37
Memphis	37 (43)	—
(miss)		

2019 USF GAME-BY-GAME STARTERS

OFFENSE

GAME	LT	LG	C	RG	RT	TE	QB	HB	Slot	WR	WR
WISCONSIN	Atterbury	Harris	Cecil	Jennings	Norman	Wilcox	Barnett	Cronkrite	McDoom	Phillips	St. Felix
at Georgia Tech	Atterbury	Harris	Cecil	Jennings	Norman	Wilcox	Barnett	Cronkrite	Ford	Phillips	St. Felix
SC STATE	Jennings	Harris	Cecil	Atterbury	Norman	Wilcox	McCloud	Cronkrite	Ford	Phillips	St. Felix
SMU	Jennings	Harris	Cecil	Atterbury	Norman	Wilcox	McCloud	Cronkrite	McDoom	Horne	St. Felix
at UConn	Jennings	Harris	Cecil	Atterbury	Norman	Wilcox	McCloud	Cronkrite	McDoom	Miller	St. Felix
BYU	Jennings	Harris	Cecil	Atterbury	Norman	Wilcox	McCloud	Cronkrite	Miller	McDoom	St. Felix
at Navy	Jennings	Harris	Cecil	Atterbury	Norman	Wilcox	McCloud	Cronkrite	Miller	McDoom	St. Felix
at East Carolina	Jennings	Harris	Cecil	Atterbury	Norman	Wilcox	McCloud	Cronkrite	Miller	McDoom	St. Felix
Temple	Jennings	Harris	Cecil	Atterbury	Norman	Wilcox	McCloud	Cronkrite	Miller	Phillips	St. Felix
Cincinnati	Norman	Harris	Cecil	Atterbury	Hoppie	Wilcox	McCloud	Sands	Miller	McDoom	St. Felix
Memphis	Jennings	Harris	Cecil	Atterbury	Norman	Wilcox	McCloud	Joiner	Miller	McDoom	St. Felix

**Started four wide receivers

***Started two tight ends

DEFENSE

GAME	DE	DT	DT	DE	MLB	SLB	NICKEL	CB	SS	FS	CB
WISCONSIN	Reaves	Livingstone	Pinkney	Slade	Macon	Boyles	Roberts	Hampton	Studstill	Davis	Sails
at Georgia Tech	Reaves	Livingstone	Kegler	Slade	Macon	Boyles	Sanders	Hampton	Studstill	Roberts	Sails
SC STATE	Reaves	Livingstone	Kegler	Slade	Mims	Boyles	Sanders	Hampton	Studstill	Roberts	Sails
SMU	Reaves	Pinkney	Kegler	Livingstone	Macon	Bellamy	Gray*	Hampton	Studstill	Roberts	Sails
at UConn	Reaves	Livingstone	Kegler	Slade	Grier	Boyles	Sanders	Hampton	Studstill	Roberts	Sails
BYU	Reaves	Pinkney	Green	Livingstone	Macon	Boyles	Grier*	Hampton	Studstill	Roberts	Sails
at Navy	Reaves	Yates	Kegler	Livingstone	Macon	Boyles	Grier*	Hampton	Studstill	Roberts	Sails
at East Carolina	Reaves	Yates	Green	Livingstone	Macon	Boyles	Sanders	Hampton	Studstill	Roberts	Sails
Temple	Reaves	Yates	Green	Livingstone	Macon	Boyles	Sanders	Hampton	Studstill	Roberts	Sails
Cincinnati	Reaves	Yates	Green	Livingstone	Grier	Boyles	Sanders	Hampton	Studstill	Roberts	Sails
Memphis	Reaves	Yates	Green	Livingstone	Grier	Boyles	Sanders	Hampton	Studstill	Roberts	Sails

* Started Three Linebackers

TURNOVERS FORCED

TEAM	INT	FUMBLE	DEF TD	TOTAL
USF	12	12	-	24
Opponents	8	8	1	16

USF CAUSED: 24 **OPP CAUSED: 16**
USF POINTS OFF TO: 76 **OPP POINTS OFF TO: 42**
USF DEFENSIVE TD's: - **OPP DEFENSIVE TD's: 1**

USF TURNOVERS FORCED

QT	Play	Ball On	Result
WISCONSIN (1)			
2nd	FUM: KJ Sails	USF 43	Punt
GEORGIA TECH (2)			
3rd	INT: KJ Sails	GT 25	TD
4th	FUM: Darius Slade	USF 45	Fumble
SOUTH CAROLINA STATE (8)			
1st	FUM: Greg Reaves	SCSU 43	Punt
2nd	FUM: Kirk Livingstone	SCSU 23	TD
2nd	FUM: Devin Studstill	USF 20	TD
3rd	INT: Nick Roberts	SCSU 32	TD
3rd	FUM: KJ Sails	SCSU 14	TD
3rd	INT: Vincent Davis	USF 44	TD
4th	FUM: Tyrik Jones	SCSU 3	TD
4th	INT: Brock Nichols	USF 04	End of Game
SMU (2)			
2nd	INT: Devin Studstill	SMU 42	End of Half
4th	INT: Stacy Kirby	50	Downs
UCONN (1)			
2nd	FUM: Kirk Livingstone	UConn 24	INT
BYU (1)			
3rd	FUM: Vincent Davis	BYU 23	TD
NAVY (3)			
2nd	INT: KJ Sails	Navy 21	FG
2nd	INT: Nick Roberts	USF 33	INT
3rd	FUM: Greg Reaves	USF 39	Downs
EAST CAROLINA (2)			
1st	FUM: Devin Studstill	USF 11	TD
2nd	INT: Greg Reaves	ECU 39	TD
TEMPLE (1)			
3rd	INT: Bentlee Sanders	USF 15	Punt
CINCINNATI (1)			
2nd	FUM: Kevin Kegler	CIN 20	Missed FG
MEMPHIS (2)			
1st	INT: KJ Sails	MEM 23	FG
2nd	INT: Daquan Evans	MEM 42	Missed FG

OPPONENT TURNOVERS FORCED

QT	Play	Ball On	Result
WISCONSIN (1)			
1st	FUM: of Barnett	Returned for TD	TD
2nd	INT: of Barnett	USF 44	Fumble
4th	INT: of Barnett	USF 32	TD
GEORGIA TECH (2)			
2nd	FUM: of Sanders	USF 44	Punt
4th	FUM: of Cronkrite	GT3	Punt
SOUTH CAROLINA STATE (0)			
None			
SMU (2)			
1st	INT: of McCloud	SMU 0	TD
1st	INT: of McCloud	SMU 35	TD
UCONN (2)			
2nd	INT: of McCloud	UConn 4	End of Half
3rd	INT: of McCloud	USF 16	Downs
BYU (2)			
1st	FUM: of McCloud	BYU 43	Punt
3rd	INT: of McCloud	BYU 31	Fumble
NAVY (1)			
1st	INT: of McCloud	Navy 22	End of Hal
EAST CAROLINA (1)			
2nd	FUM: of KJ Sails	USF 27	TD
TEMPLE (2)			
1st	FUM: of Jordan McCloud	TEM 29	Downs
3rd	FUM: of Terrence Horne	USF 0 (TD)	TD
CINCINNATI (1)			
4th	FUM: of Kelley Joiner	CIN 49	Punt
MEMPHIS (0)			
None			

USF DRIVE CHART

DISPLAYED USF/OPPONENT

	Possessions	TDs	FGs Made	FGs Missed	Fumble	Int.	Safety	Punt	Turnover on Downs	End of Half	End of Game	80+ yard Drives	3 and Out
WISCONSIN	15/15	0/6	0/0	1/1	1/1	2/0	0/0	8/5	2/0	1/0	0/1	0/1	5/2
at Georgia Tech	12/12	1/2	1/0	0/1	2/1	0/1	0/0	7/6	0/0	1/0	0/1	0/0	4/3
SC STATE	17/17	7/2	2/1	0/0	0/5	0/3	0/0	7/5	0/0	0/1	1/0	2/1	4/6
SMU	15/15	3/7	0/0	0/0	0/0	2/2	0/0	8/5	1/0	1/0	0/1	2/2	6/2
at UConn	12/13	7/3	0/0	0/0	0/1	2/0	0/0	3/6	0/1	0/1	0/1	4/0	3/4
BYU	13/12	4/2	0/3	0/1	1/1	1/0	0/0	5/3	0/2	1/0	1/0	1/0	5/3
at Navy	12/12	0/5	1/0	1/0	0/1	1/2	0/0	7/3	1/0	0/1	1/0	0/2	3/3
at East Carolina	13/13	6/2	1/2	0/0	1/1	1/0	0/0	4/6	0/1	0/1	1/0	1/0	3/4
Temple	11/11	1/2	0/1	0/0	2/0	1/0	0/0	5/4	2/2	1/0	0/1	1/1	2/3
Cincinnati	13/14	2/2	1/2	4/0	1/1	0/0	0/0	5/8	0/0	0/1	0/1	2/0	3/5
Memphis	14/14	1/7	1/0	1/0	0/0	2/0	0/0	9/4	1/0	1/0	0/1	0/0	9/3
TOTALS	147/148	32/40	7/9	7/3	8/12	12/8	0/0	68/55	7/6	6/5	4/7	13/7	47/38

USF SCORING DRIVES

QT	When	Score	Play	DRIVE
WISCONSIN				
NONE				
at GEORGIA TECH (1TD-1FG)				
1st	3:40		FG Weiss 27-yard field goal	9 plays, 56 yards, 3:28
4th	14:54		TD Ford 20-yard pass from McCloud	3 plays, 25 yards, 1:23
SOUTH CAROLINA STATE (7TD-2FG)				
1st	5:05		TD Ford 42-yard pass from McCloud	6 plays, 75 yards, 2:10
2nd	14:16		FG Weiss 20-yard field goal	6 plays, 32 yards, 1:14
2nd	9:22		TD Wilcox 20-yard pass from McCloud	3 plays, 23 yards, 0:32
2nd	0:32		TD McCloud 9-yard run	11 plays, 80 yards, 3:18
3rd	12:03		TD Ford 32-yard run	1 play, 32 yards, 0:07
3rd	3:01		FG Shrader 34-yard field goal	4 plays, 7 yards, 1:40
3rd	2:12		TD Wilcox 10-yard pass from McCloud	2 plays, 14 yards, 0:38
4th	14:26		TD McCloud 3-yard run	4 plays, 56 yards, 0:49
4th	6:15		TD Home 4-yard pass from Barnett	3 plays, 3 yards, 1:17
SMU (3TD)				
3rd	0:26		TD Mathis 24-yard pass from Barnett	5 plays, 75 yards, 2:04
4th	10:40		TD Miller 13-yard pass from Barnett	4 plays, 83 yards, 1:12
4th	2:57		TD Wilcox 7-yard pass from Barnett	5 plays, 82 yards, 2:04
at UCONN (7TD)				
1st	3:22		TD Miller 12-yard pass from McCloud	10 plays, 88 yards, 4:02
2nd	11:46		TD Sands 5-yard run	7 plays, 85 yards, 3:07
2nd	4:39		TD St. Felix 13-yard pass from McCloud	4 plays, 31 yards, 1:35
2nd	1:47		TD McCloud 26-yard run	5 plays, 73 yards, 0:58
3rd	5:01		TD Miller 12-yard pass from McCloud	11 plays, 80 yards, 5:19
4th	9:07		TD Shrader 22-yard run (Fake FG)	12 plays, 89 yards, 5:04
4th	0:31		TD Dukes 33-yard pass from Rygol	4 plays, 50 yards, 1:28
BYU (4TD)				
2nd	6:01		TD Wilcox 39-yard pass from McCloud	8 plays, 86 yards, 3:06
3rd	9:44		TD Cronkrite 1-yard run	14 plays, 68 yards, 5:16
4th	14:57		TD McCloud 2-yard run	4 plays, 23 yards, 0:57
4th	7:37		TD Cronkrite 3-yard run	9 plays, 78 yards, 3:43
AT NAVY (1FG)				
2nd	2:43		FG Shrader 33-yard field goal	4 plays, 5 yards, 2:03
AT EAST CAROLINA (6TD-1FG)				
1st	9:50		TD Cronkrite 5-yard run	10 plays, 75 yards, 4:55
1st	0:47		TD Mathis 21-yard pass from McCloud	5 plays, 89 yards, 2:27
2nd	7:46		TD St. Felix 17-yard pass from McCloud	4 plays, 35 yards, 1:34
2nd	3:51		TD J. Evans 34-yard run	3 plays, 39 yards, 1:12
2nd	0:19		TD Crokrite 10-yard run	8 plays, 79 yards, 2:22
3rd	0:37		FG Shrader 24-yard field goal	15 plays, 88 yards, 7:11
4th	11:57		TD Home 24-yard pass from Rygol	6 plays, 66 yards, 2:50
TEMPLE (1TD)				
3rd	1:01		TD Miller 14-yard pass from McCloud	7 plays, 90 yards, 3:44

CINCINNATI (2TD-1FG)

1st.....10:25.....TD Sands 4-yard run5 plays, 71 yards, 1:47
 2nd.....9:24.....FG Shrader 28-yard field goal13 plays, 85 yards, 5:25
 3rd.....7:12.....TD Wilcox 4-yard pass from McCloud7 plays, 75 yards, 2:38

MEMPHIS (1TD-1FG)

1st.....11:18.....TD Small 1-yard run6 plays, 75 yards, 2:18
 1st.....0:36.....FG Weiss 37-yard field goal4 plays, 3 yards, 0:44

SCORING DRIVES 3:00 OR LESS: 26 (22 TD; 4 FG)

SCORING DRIVES 2:00 OR LESS: 17 (14 TD; 3 FG)

SCORING DRIVES 1:00 OR LESS: 7 (6 TD; 1 FG)

LONG DRIVES:

Longest by PLAYS:

15 plays (88 yards, 7:11, FG at East Carolina)

Longest by YARDS:

90 yards (7 plays, 3:44, TD, vs. Temple)

Longest by TIME:

5:25 (13 plays, 85 yards, FG vs. Cincinnati)

DEFENSE/SPECIAL TEAMS TOUCHDOWNS: 1

DEFENSIVE SCORING PLAYS

22-yard Fake FG Run - Spencer Shrader at UConn

2019 GAME-BY-GAME TEAM STATISTICS

GAME	FINAL	QUARTERS					1st DOWNS	RUSHING	PASSING	TOT OFF	PUNTS	PENALTY					3RD	4TH	RED	SACKS	FIELD	POSSESSION TIME				
	SCORE	1	2	3	4	OT	R-P-PE TOT	NO-YDS-TD	C-A-I YDS TD	YDS	NO-AVG	F-FL	NO-YDS	DNS	DNS	ZONE	NO-YDS	GOALS	1	2	3	4	TOT			
USF	0	0	0	0	0	0	3-5-1 9	23-26-0	16-33-2 131 0	157	8-44.2	4-1	9-45	3-14	0-2	0-1	3-20	0-1	5:34	6:08	6:27	6:51	25:00			
vs. WISCONSIN	49	7	21	14	7		13-9-0 22	43-234-4	19-26-0 199 2	433	5-40.8	1-1	4-40	6-13	1-1	2-3	4-30	0-1	9:26	8:52	8:33	8:09	35:00			
USF	10	3	0	0	7	0	6-4-1 11	30-93-0	16-25-0 169 1	262	7-51.6	4-2	9-95	4-15	2-2	2-3	2-17	1-1	7:25	5:57	9:33	4:30	27:25			
at Georgia Tech	14	0	14	0	0		13-2-6 21	49-181-2	14-21-1 76 0	257	6-41.3	2-1	2-20	5-14	0-0	2-2	4-22	0-1	7:35	9:03	5:27	10:30	32:35			
USF	55	7	17	17	14	0	9-9-0 18	40-218-3	18-33-0 241 4	459	7-37.7	0-0	6-51	7-16	0-0	7-8	3-19	2-2	7:20	4:54	5:50	7:13	25:17			
vs. SC STATE	16	3	0	6	7		6-13-2 21	45-95-1	18-42-3 283 1	378	5-34.6	5-5	1-5	11-23	1-1	2-4	2-14	1-1	7:40	10:06	9:10	7:47	34:43			
USF	21	0	0	7	14	0	5-13-4 22	33-54-0	21-40-2 288 3	342	8-39.5	1-0	12-134	4-16	1-2	2-3	0-0	0-0	8:44	7:33	7:19	4:36	28:12			
vs. SMU	48	14	20	7	7		14-10-7 31	48-245-4	24-29-2 252 3	497	5-35.4	0-0	12-123	9-17	1-1	5-5	10-43	0-0	6:16	7:27	7:41	10:24	31:48			
USF	48	7	20	7	14	0	16-9-0 25	42-313-3	12-22-2 190 4	503	3-42.0	0-0	5-59	6-10	1-1	5-5	5-26	0-0	5:35	5:47	8:45	6:32	26:39			
at UConn	22	0	14	0	8		8-9-1 18	37-84-2	18-29-0 209 1	293	6-39.0	2-1	6-38	2-13	3-4	2-3	4-20	0-0	9:25	9:13	6:15	8:28	33:21			
USF	27	0	7	7	13	0	15-2-0 17	44-243-3	7-14-1 72 1	315	5-52.8	1-1	11-105	6-12	0-0	3-3	6-34	0-0	3:17	5:06	9:54	4:13	22:30			
vs. BYU	23	3	13	7	0		15-9-2 26	56-218-1	21-33-0 221 1	439	3-46.7	1-1	5-40	12-22	0-3	2-4	0-0	3-4	11:43	9:54	5:06	10:47	37:30			
USF	3	0	3	0	0	0	8-5-0 13	37-150-0	15-30-1 114 0	264	7-41.1	2-0	8-65	7-18	0-1	1-2	0-0	1-2	8:18	7:29	7:27	5:56	29:10			
at Navy	35	7	14	0	14		21-1-1 23	59-434-4	1-4-2 23 1	457	3-47.0	2-1	6-45	9-12	0-0	0-0	5-19	0-0	6:42	7:31	7:33	9:04	30:50			
USF	45	14	21	3	7	0	14-10-3 27	40-347-3	16-25-0 178 3	525	4-200	2-1	13-124	7-11	0-0	4-4	1-9	1-1	8:52	7:20	8:09	6:14	30:35			
at ECU	20	7	3	0	10		7-10-5 22	38-102-0	19-29-1 222 1	324	6-260	2-1	5-65	6-14	0-1	3-6	0-0	2-2	6:08	7:40	6:51	8:46	29:25			
USF	7	0	0	7	0	0	7-19-4 20	37-61-0	23-38-0 225 1	286	5-40.0	2-2	2-15	10-19	1-3	1-1	3-22	0-0	9:07	8:04	9:19	6:26	32:56			
vs. TEMPLE	17	0	7	7	3		8-7-1 16	39-153-0	17-23-1 167 1	320	4-41.5	2-0	7-75	5-14	1-3	1-4	9-60	1-1	5:53	6:56	5:41	8:34	27:04			
USF	17	7	3	7	0	0	11-7-0 18	47-171-1	18-27-0 267 1	438	5-40.8	2-1	6-55	8-17	0-0	3-5	4-22	1-5	5:54	11:39	6:14	8:09	31:56			
vs. CINCINNATI	20	0	0	10	10		11-4-0 15	48-200-2	9-18-0 78 0	278	8-40.4	2-1	10-62	4-14	0-0	3-3	1-12	2-2	9:06	3:21	8:46	6:51	28:0			
USF	10	10	0	0	0	0	4-1-0 5	31-126-1	6-19-0 44 0	170	9-51.6	0-0	10-60	3-15	0-1	2-2	1-1	1-2	5:51	5:17	7:14	3:26	21:48			
vs. Memphis	49	7	21	14	7		21-9-1 31	58-325-5	19-31-2 235 2	560	4-44.8	1-0	4-30	9-16	2-2	4-5	4-26	0-0	9:09	9:43	7:46	11:34	38:12			

USF EXPLOSIVE PLAYS (20+ YARDS)

RUSHING	20-29	30-39	40-49	50-59	60-69	70-79	80-89	90-99	TOTAL
Jordan McCloud	3	2							5
Jordan Cronkrite	3	1							4
Kelley Joiner, Jr.	2		1	1					4
Blake Barnett	1		1						2
Jah'Quez Evans		1		1					2
Johnny Ford		1							1
Trevon Sands	1								1
Spencer Shrader	1								1
TOTALS	5	5	1	2					13
RECEIVING	20-29	30-39	40-49	50-59	60-69	70-79	80-89	90-99	TOTAL
Jacob Mathis	4	2							6
Mitchell Wilcox	3		1	1					6
Xavier Weaver		2	1						3
Johnny Ford	1		1	1					3
Randall St. Felix	1	1		1					3
Bryce Miller	2	1							3
Eddie McDoom		2	1						3
Terrence Horne	1								1
Kelley Joiner, Jr.			1						1
Jordan Cronkrite		1							1
Devontres Dukes		1							1
TOTALS	12	9	4	3					29
PASSING	20-29	30-39	40-49	50-59	60-69	70-79	80-89	90-99	TOTAL
Jordan McCloud	5	6	4	3					18
Blake Barnett	4	2	1						6
Kirk Rygol	3	1							4
TOTALS	12	9	4	3					29

COMBINED EXPLOSIVE PLAYS

Jordan McCloud - 23 (18 Passing, 5 Rushing)
 Blake Barnett - 8 (6 Passing, 2 Rushing)
 Jacob Mathis - 6 (6 receiving)
 Mitchell Wilcox - 6 (6 receiving)
 Kirk Rygol - 4 (4 Passing)

Jordan Cronkrite - 5 (4 Rushing, 1 receiving)
 Kelley Joiner, Jr. 5 (4 Rushing; 1 Receiving)
 Bryce Miller - 3 (3 Receiving)
 Johnny Ford - 3 (1 Rushing, 3 Receiving)
 Randall St. Felix (3 Receiving)
 Xavier Weaver (3 Receiving)
 Jah'Quez Evans - 2 (2 Rushing)

USF EXPLOSIVE PLAYS (20+ YARDS)

EXPLOSIVE PLAY BREAKDOWN

USF TOTAL (Run & Pass): 47 (18 RUN, 29 PASS)
OPPONENT TOTAL: 39 (17 RUN, 22 PASS)
USF GAME HIGH: 9 vs. UConn
OPPONENT GAME HIGH: 7 (3 run, 4 pass) vs. SMU
 _____ 7 (4 pass, 3 run) vs. Memphis

USF

Long Pass: 55, McCloud to St. Felix vs. Cincinnati
Long Run: 53, Evans at ECU
Long Punt Return: 34, Sails vs. South Carolina State
Long Kickoff Return: 67, Sanders vs. UConn
Long INT Return: 62, Roberts vs. South Carolina State

OPPONENT

Long Pass: 50, White to Jones (TD), Memphis
Long Run: 67 (TD), Malcolm Perry, Navy
Long Def: 16 (TD), FR, Henningsen, Wisconsin

WISCONSIN (0)

GEORGIA TECH (4)

1Q 22PASS...Barnett to Randall at G. Tech
 3Q 48RUNBarnett..... at G. Tech
 4Q 20 (TD)...PASS...McCloud to Ford at G. Tech
 4Q 54PASS...McCloud to Wilcox at G. Tech

SOUTH CAROLINA STATE (7)

1Q 42 (TD)...PASS...McCloud to Fordvs. SC State
 2Q 31RUNMcCloud.....vs. SC State
 2Q 20 (TD)...PASS...McCloud to Wilcoxvs. SC State
 2Q 35PASS...McCloud to McDoom ..vs. SC State
 3Q 32 (TD)...RUNFord.....vs. SC State
 4Q 52PASS...McCloud to Fordvs. SC State
 4Q 20PASS...Barnett to Mathis.....vs. SC State

SMU (7)

1Q 31PASS...McCloud to Cronkrite vs. SMU
 3Q 43PASS...Barnett to Wilcox vs. SMU
 3Q 24 (TD)...PASS...Barnett to Mathis.....vs. SMU
 4Q 20RUNBarnett..... vs. SMU
 4Q 37PASS...Barnett to Miller..... vs. SMU
 4Q 30PASS...Barnett to Mathis..... vs. SMU
 4Q 20PASS...Barnett to Wilcox vs. SMU

UCONN (9)

1Q 23RUNSandsvs. UConn
 2Q 31PASS...McCloud to Weavervs. UConn
 2Q 37PASS...McCloud to Mathisvs. UConn
 2Q 21RUNMcCloud.....vs. UConn
 2Q 26 (TD)...RUNMcCloud.....vs. UConn
 3Q 28RUNJoiner.....vs. UConn
 4Q 28RUNCronkrite.....vs. UConn
 4Q 22 (TD)...RUNShrader.....vs. UConn
 4Q 33 (TD)...PASS...Rygol to Dukes.....vs. UConn

BYU (2)

2Q 39 (TD)...PASS...McCloud to Wilcoxvs. BYU
 4Q 41RUNCronkrite.....vs. BYU

NAVY (2)

2Q 20RUNMcCloudat Navy
 3Q 25RUNCronkrite.....at Navy
 4Q 28PASS...Rygol to Millerat Navy
 4Q 24PASS...Rygol to Mathisat Navy

ECU (8)

1Q 21RUNCronkrite..... at ECU
 1Q 39RUNCronkrite..... at ECU
 1Q 21 (TD)...PASS...McCloud to Mathis at ECU
 2Q 53RUNEvans at ECU
 2Q 34 (TD)...RUNEvans at ECU
 2Q 30RUNMcCloud at ECU
 3Q 30PASS...Rygol to St. Felix..... at ECU
 4Q 24 (TD)...PASS...Rygol to Home at ECU

TEMPLE (2)

3Q 40PASS...McCloud to Weavervs. Temple
 3Q 25PASS...McCloud to Wilcoxvs. Temple

CINCINNATI (4)

1Q 55PASS...McCloud to St. Felix... vs. Cincinnati
 1Q 22PASS...McCloud to Miller vs. Cincinnati
 2Q 37PASS...McCloud to Weaver .. vs. Cincinnati
 3Q 49PASS...McCloud to Joiner, Jr. vs. Cincinnati
 4Q 41PASS...McCloud to McDoon .. vs. Cincinnati

MEMPHIS (2)

1Q 47RUNJoiner..... vs. Memphis
 2Q 22RUNJoiner..... vs. Memphis
 3Q 32PASS...McCloud to McDoom .. vs. Memphis

EXPLOSIVE PLAYS BY LENGTH

QT	LENGTH	TYPE	PLAYER	OPP
1Q	55	PASS	McCloud to St. Felix... vs. Cincinnati	
4Q	54	PASS	McCloud to Wilcox at G. Tech	
2Q	53	RUN	Evans at ECU	
4Q	52	PASS	McCloud to Fordvs. SC State	
4Q	51	RUN	Joiner.....vs. SC State	

▲ 50 + YARD PLAYS ▲

3Q 49PASS...McCloud to Joiner, Jr. vs. Cincinnati
 3Q 48RUNBarnett..... at G. Tech
 1Q 47RUNJoiner..... vs. Memphis
 3Q 43PASS...Barnett to Wilcox vs. SMU
 1Q 42 (TD)...PASS...McCloud to Fordvs. SC State
 4Q 41PASS...McCloud to McDoom .. vs. Cincinnati
 3Q 40PASS...McCloud to Weavervs. Temple
 1Q 39RUNCronkrite..... at ECU
 2Q 37PASS...McCloud to Weaver ... vs. Cincinnati
 2Q 37PASS...McCloud to Mathisvs. UConn
 4Q 37PASS...Barnett to Miller..... vs. SMU
 2Q 35PASS...McCloud to McDoom ..vs. SC State
 2Q 34 (TD)...RUNEvans at ECU
 4Q 33PASS...Rygol to Dukes..... vs. UConn
 3Q 32PASS...McCloud to McDoom .. vs. Memphis
 3Q 32 (TD)...RUNFordvs. SC State
 2Q 31PASS...McCloud to Weavervs. UConn
 1Q 31PASS...McCloud to Cronkrite vs. SMU
 1Q 31RUNMcCloudvs. SC State
 3Q 30PASS...Rygol to St. Felix..... at ECU
 2Q 30RUNMcCloud at ECU
 4Q 30PASS...Barnett to Mathis..... vs. SMU
 4Q 28PASS...Rygol to Millerat Navy
 3Q 28RUNJoiner..... vs. UConn
 4Q 28RUNCronkrite..... vs. UConn
 2Q 26RUNMcCloudvs. UConn
 3Q 25PASS...McCloud to Wilcoxvs. Temple
 3Q 25RUNCronkrite..... at Navy
 4Q 24 (TD)...PASS...Rygol to Home at ECU
 4Q 24PASS...Rygol to Mathisat Navy
 3Q 24 (TD)...PASS...Barnett to Mathis..... vs. SMU
 1Q 23RUNSands vs. UConn
 2Q 22RUNJoiner..... vs. Memphis
 1Q 22PASS...McCloud to Miller vs. Cincinnati
 4Q 22RUNShrader..... vs. UConn

1Q 22PASS...Barnett to St. Felix..... at G. Tech
 1Q 21 (TD)...PASS...McCloud to Mathis at ECU
 1Q 21RUNCronkrite..... at ECU
 2Q 21RUNMcCloudvs. UConn
 2Q 20RUNMcCloudat Navy
 4Q 20PASS...Barnett to Wilcox..... vs. SMU
 4Q 20RUNBarnett..... vs. SMU
 4Q 20PASS...Barnett to Mathisvs. SC State
 2Q 20 (TD)...PASS...McCloud to Wilcoxvs. SC State
 4Q 20 (TD)...PASS...McCloud to Ford at G. Tech

▼ LONG PLAYS FOR TOUCHDOWNS

1Q 42 (TD)...PASS...McCloud to Fordvs. SC State
 2Q 39 (TD)...PASS...McCloud to Wilcoxvs. BYU
 2Q 34 (TD)...RUNEvans at ECU
 4Q 33 (TD)...PASS...Rygol to Dukes.....vs. UConn
 3Q 32 (TD)...RUNFordvs. SC State
 2Q 26 (TD)...RUNMcCloudvs. UConn
 4Q 24 (TD)...PASS...Rygol to Home at ECU
 3Q 24 (TD)...PASS...Barnett to Mathis..... vs. SMU
 4Q 22 (TD)...RUNShrader.....vs. UConn
 1Q 21 (TD)...PASS...McCloud to Mathis at ECU
 2Q 20 (TD)...PASS...McCloud to Wilcoxvs. SC State
 4Q 20 (TD)...PASS...McCloud to Ford at G. Tech

TOTAL 20+ FOR TD: 12

GAME HIGH 20+ FOR TD: 3 vs. SC State, UConn & ECU

▼ 30+ YARD SPECIAL TEAMS PLAYS

2Q 67KRSanders.....vs. UConn
 3Q 34PRSails.....vs. SC State
 2Q 48IRReaves at ECU

2018 GAME-BY-GAME STATISTICS

GAME-BY-GAME PASSING

#11 BLAKE BARNETT

	COMP	ATT	INT	PCT	YDS	TD	LG	SACK	EFF	TOT:YDS	TD
WISCONSIN	13	30	2	.433	109	0	13	3	60.52	106	0
at Georgia Tech	12	20	0	.600	79	0	22	3	93.18	121	0
SC STATE	2	6	0	.333	24	1	22	0	121.93	24	1
SMU	13	21	0	.619	222	3	43	4	197.85	246	3

#17 KIRK RYGOL

	COMP	ATT	INT	PCT	YDS	TD	LG	SACK	EFF	TOT:YDS	TD
at UConn	1	1	0	100.0	33	1	33	0	707.2	33	1
at Navy	4	7	0	.571	64	0	28	1	133.94	60	0
at ECU	6	12	0	.500	74	1	30	0	129.3	105	1
vs. Memphis	1	4	0	.250	-1	0	-	2	22.90	-12	0

#14 JAH'QUEZ EVANS

	COMP	ATT	INT	PCT	YDS	TD	LG	SACK	EFF	TOT:YDS	TD
at ECU	1	1	0	100.0	2	0	2	0	116.80	101	1
vs. Memphis	0	1	0	0.0	0	0	0	0	0	10	0

#12 JORDAN MCCLOUD

	COMP	ATT	INT	PCT	YDS	TD	LG	SACK	EFF	TOT:YDS	TD
WISCONSIN	3	3	0	100.0	22	0	15	1	161.6	39	0
at Georgia Tech	4	5	0	.800	90	1	54	1	297.20	102	1
SC STATE	16	27	0	.593	217	3	52	2	163.44	273	5
SMU	8	19	2	.421	66	0	43	6	50.23	63	0
at UConn	11	21	2	.524	157	3	37	4	143.28	219	4
BYU	7	14	1	.500	72	1	39	0	102.49	95	2
at Navy	11	23	1	.478	50	0	11	4	57.39	76	0
at ECU	9	12	0	.750	102	2	21	0	201.40	151	2
vs. Temple	23	38	0	.605	225	1	40	9	118.95	220	1
vs. Cincinnati	18	27	0	.667	267	1	55	1	161.96	280	1
vs. Memphis	5	14	0	.357	45	0	32	2	62.71	40	0

2019 GAME-BY-GAME RUSHING (CARRIES-YARDS-TD)

PLAYER	WIS	@GT	SC STATE	SMU	@UConn	BYU	@Navy	@ECU	TEMPLE	CINC	MEM	@UCF
Jordan Cronkrite, RB	6-9-0	12-16-0	7-21-0	8-30-2	20-148-0	26-158-2	17-76-0	12-129-2	8-21-0	20-78-0	DNP	
Jordan McCloud, QB	3-23-0	4-12-0	12-56-2	9-(-3)-0	11-62-1	6-23-1	10-26-0	4-49-0	18-(-5)-0	10-13-0	6-(-5)-0	
Trevon Sands, RB	5-2-0			3-11-0	7-64-1	10-63-0	5-25-0	8-17-0	7-17-0	4-8-1	DNP	
Kelley Joiner, WR	1-0-0		12-64-0	2-11-0	3-17-0	2-(-1)-0	4-27-0	6-22-0	2-14-0	13-72-0	13-115-0	
Jah'Quez Evans, QB			3-15-0	2-8-0				6-99-1			5-10-0	
Blake Barnett, QB	7-(-3)-0		8-42-0		8-24-0							
Johnny Ford, RB/WR			3-7-0	3-37-1	2-1-0							
Kirk Rygol, QB							1-(-4)-0	4-31-0			2-(-11)-0	
Spencer Shrader, K/P	1-1-0				1-22-1							
Dave Small			1-21-0								4-14-1	
Eddie McDoom								1-1-0				
Xavier Weaver								1-4-0				
Oduwayo Seriki											1-3-0	

2019 GAME-BY-GAME RECEIVING (CATCHES-YARDS-TD)

PLAYER	WIS	@GT	SC STATE	SMU	@UConn	BYU	@Navy	@ECU	TEMPLE	CINC	MEM	@UCF
Mitchell Wilcox, TE	1-11-0	3-60-0	2-30-2	4-77-1		2-52-1	1-11-0	2-13-0	5-55-0	5-29-1	1-(-4)-0	
Randall St. Felix, WR	3-21-0	3-38-0			1-13-1		4-22-0	5-79-1	2-9-0	2-70-0	2-9-0	
Bryce Miller, WR	3-16-0	1-19-0		3-57-1	3-36-2	1-5-0	3-28-0		4-44-1	2-23-0	-	
Jacob Mathis, TE			1-20-0	2-54-1	2-43-0	1-4-0	2-34-0	4-40-1		1-7-0	-	
Xavier Weaver, WR	1-6-0		2-18-0		2-34-0	1-8-0	1-2-0		2-47-0	2-39-0	-	
Eddie McDoom, WR		3-8-0	1-35-0				3-13-0			3-53-0	2-40-0	
Johnny Ford, RB/WR		4-23-1	4-100-1	5-26-0	DNP	DNP	DNP	DNP	DNP	DNP	DNP	
Jordan Cronkrite, RB	3-23-0				2-13-0		1-4-0	1-19-0	4-37-0	1-(-3)-0	DNP	
Kelley Joiner, HB			3-21-0						1-3-0	1-49-0	1-(-1)-0	
Terrence Horne, Jr., WR		1-14-0	2-9-1					1-24-1	2-5-0	-	-	
DeVontres Dukes	1-13-0				1-33-1				1-5-0			
Jernard Phillips, WR	1-12-0	1-7-0	1-1-0									
Kevin Purllett, WR	1-15-0		2-7-0			1-2-0						
Trevon Sands, RB	1-13-0					1-1-0		1-(-5)-0	1-15-0			
Stan Clevereaux								2-8-0	1-5-0			
Sean Atkins, WR	1-1-0											

2019 GAME-BY-GAME SACKS

PLAYER	S-AS	TOTAL	WIS	@GT	SC STATE	SMU	@UConn	BYU	@Navy	@ECU	TEMPLE	CINC	MEM	@UCF
Greg Reaves	3-0	3.0	1.0-6			-		1.0-3						
Dwayne Boyles	3-0	3.0					1.0-6	1.0-10			1.0-9			
Antonio Grier	4-0	4.0					1.0-4	2.0-13				1.0-11		
Kirk Livingston	3-0	3.0	1.0-7			-		1.0-5				1.0-3		
Patrick Macon	2-0	2.0	1.0-7				1.0-7a							
Rashawn Yates	2-0	2.0		1.0-3				1.0-3						
Tyrik Jones	1-0	1.0		1.0-14										
Bentlee Sanders	2-0	2.0			1.0-6						1.0-8			
Demaurez Bellamy	1-0	1.0			1.0-1									
Brian Norris	1-0	1.0			1.0-12									
Kevin Pinkney	1-0	1.0					1.0-2							
Nick Roberts	2-0	2.0							1.0-9			1.0-7		
Darius Slade	2.0	2.0									1.0-5	1.0-1		
Andrew Mims	1.0	1.0											1.0-11	
TEAM TOTAL	27.0	27.0	3.0-20	2.0-17	3.0-19	0-0	5.0-25	6.0-34	1.0-9	3.0-22	4.0-22	1.0-11		

GAME-BY-GAME TACKLES

PLAYER	UA-A	TOTAL	WIS	@GT	SC ST	SMU	@UCONN	BYU	@Navy	@ECU	TEM	CINC	MEM	@UCF	--
BOYLES, Dwayne	41-27	68	1-2	6-1	4-0	4-3	4-4	5-2	0-2	3-3	2-5	4-3	8-2		
MACON, Patrick	39-28	67	10-5	4-1	0-1	7-2	2-3	3-4	5-8	2-1	6-3	DNP	-		
STUDSTILL, D	41-24	65	1-4	7-1	3-0	3-0	4-3	5-2	1-3	5-4	2-2	4-3	6-2		
ROBERTS, Nick	42-19	61	3-2	4-1	5-0	8-1	0-4	8-0	1-1	6-3	2-2	4-3	1-2		
REAVES, Greg	32-24	56	3-1	4-4	1-2	4-2	2-2	7-1	4-8	1-1	2-1	2-2	2-0		
HAMPTON, Mike	40-74	7	4-0	1-0	1-0	2-0	6-2	6-1	3-1	3-1	2-0	4-2	8-0		
GRIER, Antonio	26-21	47	1-1	0-2	2-0	2-1	2-5	2-0	2-1	1-3	4-2	6-4	4-2		
SANDERS, B	31-9	40	4-0	4-0	2-2	-	3-1	6-1	0-1	6-3	3-0	1-0	2-1		
SAILS, KJ	31-8	39	2-0	4-1	3-0	3-0	4-1	4-0	2-2	2-2	3-1	2-1	2-0		
LIVINGSTONE, K	21-13	34	1-2	3-2	0-1	3-0	2-1	4-1	0-2	1-2	2-1	4-0	1-1		
SLADE, Darius	19-12	31	2-1	1-1	3-1	2-2	1-2	3-0	0-2	1-2	2-0	2-0	2-1		
MIMS, Andrew	22-7	29	1-0	1-1	5-1	0-2	DNP	1-0	DNP	DNP	1-1	2-01	1-2		
DAVIS, Vincent	17-6	23	3-1	1-0	0-1	0-1	1-1	5-0	4-2	DNP	2-0	1-0	-		
GREEN, Blake	10-11	21	DNP	2-1	2-2	1-1	0-3	0-1	1-0	0-2	1-0	2-1	1-0		
BELLAMY, D	15-4	19	1-1	0-1	3-0	7-0	1-1	-	-	2-1	-	DNP	1-0		
NORRIS, Brian	10-6	16	0-3	1-0	2-1	1-0	3-0	1-0	1-2	-	DNP	DNP	1-0		
PINKNEY, Kelvin	5-8	13	-	-	-	1-1	1-0	2-1	1-1	0-2	0-3	DNP	DNP		
VAUGHN, Jason	9-4	13	0-1	DNP	1-0	1-0	-	-	1-2	2-0	-	-	4-1		
BARBER, Tyrone	5-8	13	DNP	DNP	0-1	1-1	-	-	2-0	0-3	2-2	0-1	-		
NICHOLS, Brock	9-4	13	1-0	2-1	1-0	1-1	0-1	1-0	1-1	-	-	1-0	1-0		
YATES, Rashawn	6-7	13	1-0	3-0	0-2	-	-	1-0	0-1	0-2	0-2	1-0	-		
LaPOINTE, Mekhi	8-4	12	3-2	-	1-0	2-0	0-1	1-0	DNP	0-1	DNP	DNP	1-0		
KEGLER, Kevin	7-4	11	1-0	3-1	1-0	1-0	0-2	-	1-1	DNP	DNP	-	DNP		
EVANS, Daquan	8-1	9	-	-	1-0	1-0	-	-	-	-	1-0	1-0	4-1		
BOWMAN, Eugene	9-0	9	-	1-0	-	1-0	2-0	-	3-0	2-0	-	-	DNP		
GRANT, Darrien	3-5	8	DNP	DNP	0-2	-	-	-	-	1-1	2-1	-	0-1		
LAING, Trey	3-3	6	DNP	DNP	2-3	1-0	DNP	-	DNP	DNP	DNP	DNP	DNP		
JONES, Tyrik	5-1	6	1-0	2-1	-	1-0	DNP	DNP	DNP	DNP	DNP	-1	-0		
KIRBY, Stacy	2-3	5	DNP	DNP	DNP	-	1-0	1-0	0-3	-	-	-	DNP		
DUKES, DeVontre	3-1	4	-	-	-	-	-	-	-	2-0	-	0-1	1-0		
LLOYD, Fred	1-2	3	DNP	-	-	-	0-1	-	-	-	-	-	1-1		
ROLAND, Zion	1-2	3	-	-	1-0	-	-	DNP	DNP	0-2	DNP	DNP	DNP		
THAXTON, Ryan	0-3	3	0-2	DNP	0-1	DNP	DNP	DNP	DNP	DNP	DNP	DNP	DNP		
SANDS, Trevon	2-1	3	1-1	DNP	DNP	-	1-0	-	-	-	-	-	DNP		
DENEEN, Ian	0-2	2	0-1	-	-	-	-	DNP	-	0-1	-	-	-		
CARTER, Chris	2-0	2	-	DNP	-	1-0	-	-	-	-	-	1-0	-		
WILCOX, Mitch	2-0	2	-	1-0	-	-	-	1-0	-	-	-	-	-		
BURNETT, M	2-0	2	2-0	-	-	DNP	DNP	DNP	DNP	DNP	DNP	DNP	-		
MILLER, Bryce	1-1	2	0-1	-	-	-	-	1-0	-	-	-	-	-		
WALLER, John	2-0	2	DNP	DNP	-	-	DNP	DNP	DNP	DNP	DNP	2-0	-		
WILLIAMS, Armon	1-1	2	DNP	DNP	1-1	-	DNP	DNP	DNP	DNP	DNP	DNP	-		
CRONKRITE, J	2-0	2	-	-	-	-	1-0	1-0	-	-	-	-	DNP		
STEPHENS, J	2-0	2	DNP	DNP	DNP	-	DNP	DNP	1-0	DNP	DNP	DNP	1-0		
GRAY, T	1-0	1	-	-	DNP	-	DNP	DNP	-	1-0	-	-	-		

GAME-BY-GAME TFL

PLAYER	UA-A	TOTAL	WIS	@GT	SC ST	SMU	@UCONN	BYU	@Navy	@ECU	TEM	CINC	MEM	@UCF	--
Dwayne Boyles	11-3	12.5	-	1.5-3	1.0-2	0.5-2	3.0-9	2.5-14	-	1.0-2	1.0-9	-	2.0-4		
Kirk Livingstone	7-6	10.0	2.0-9	1.5-3	-	1.0-2	1.5-5	1.0-5	-	1.5-3	0.5-1	1.0-3	-		
Greg Reaves	8-2	9.0	2.0-9	0.5-1	-	-	1.0-7	1.0-3	-	0.5-1	1.0-5	1.0-1	1.0-3		
Patrick Macon	8-0	8.0	4.0-11	1.0-2	-	1.0-2	1.0-7	1.0-2	-	-	-	-	-		
Antonio Grier	6-3	7.5	0.5-0	0.5-1	-	-	2.5-6	2.0-13	-	-	-	2.0-12	-		
Nick Roberts	5-0	5.0	-	-	1.0-4	-	-	1.0-2	-	1.0-9	-	2.0-14	-		
Darius Slade	4-1	4.5	-	0.5-0	2.0-8	-	-	-	-	-	1.0-5	1.0-1	-		
Kevin Kegler	4-1	5.5	1.0-3	2.5-3	-	1.0-1	-	-	-	DNP	DNP	-	-		
Bentlee Sanders	4-1	4.5	-	-	1.0-6	-	-	1.0-3	-	0.5-2	2.0-9	-	-		
Devin Studstill	2-4	4.0	0.5-1	1.0-2	1.0-2	-	-	0.5-1	0.5-0	0.5-1	-	-	-		
Rashawn Yates	3-1	3.5	-	2.0-7	-	-	-	1.0-3	-	-	0.5-0	-	-		
Andrew Mims	3-0	3.0	-	1.0-1	1.0-1	-	DNP	-	DNP	DNP	-	-	1.0-11		
Jason Vaughn	3-0	3.0	-	DNP	-	1.0-3	-	-	-	1.0-3	-	-	1.0-1		
KJ Sails	2-1	2.5	1.0-1	-	-	-	-	-	-	1.5-5	-	-	-		
Kelvin Pinkney	2-0	2.0	-	-	-	-	1.0-2	1.0-2	-	-	-	DNP	-		
Tyrone Barber	1-2	2.0	DNP	DNP	-	0.5-1	-	-	-	0.5-2	1.0-2	-	-		
Mike Hampton	2-0	2.0	-	-	-	-	-	-	-	1.0-3	-	-	1.0-1		
Trey Laing	1-0	1.0	DNP	DNP	-	1.0-1	DNP	-	DNP	DNP	DNP	DNP	-		
Darrien Grant	1-0	1.0	DNP	DNP	-	-	-	-	-	-	1.0-3	DNP	-		
Vincent Davis	1.0	1.0	-	-	-	-	-	1.0-1	-	DNP	-	DNP	-		
Demareuz Bellamy	1-0	1.0	-	-	1.0-1	-	-	-	-	-	-	-	DNP	-	
Tyrik Jones	1.0	1.0	-	1.0-14	-	-	DNP	DNP	DNP	DNP	DNP	DNP	-		
Blake Green	1.0	1.0	-	-	-	-	-	-	-	-	-	1.0-1	-		
Brian Norris	1-0	1.0	-	-	1.0-12	-	-	-	-	-	DNP	DNP	-		
Jabreel Stephens	1-0	1.0	-	-	-	-	-	-	-	-	-	-	-	1.0-1	
Stacy Kirby	0-1	0.5	DNP	DNP	DNP	-	-	-	0.5-1	-	DNP	DNP	-		
TEAM	11.0-34	13.0-37	9.0-36	6.0-12	10.0-36	13.0-48	2.0-2	9.0-31	8.0-34	8.0-32	7.0-21				

NCAA/CONFERENCE RANKINGS - TEAM

Statistic	National Rank	Conference Rank	Value	National Leader	Value	Conference Leader	Value
3rd Down Conversion Pct (130 ranked)	65	6	0.399	Ohio St.	0.581	Memphis	0.476
3rd Down Conversion Pct Defense (130 ranked)	114	11	0.453	Wisconsin	0.246	UCF	0.280
4th Down Conversion Pct (130 ranked)	100	10	0.417	Wisconsin	0.846	Navy	0.793
4th Down Conversion Pct Defense (130 ranked)	84	7	0.563	Florida	0.125	Cincinnati	0.313
Blocked Kicks (56 ranked)				Houston	6	Houston	6
Blocked Kicks Allowed (129 ranked)	112	7	3	34 teams tied	0	Navy Houston	0 0
Blocked Punts (18 ranked)				Houston	5	Houston	5
Blocked Punts Allowed (130 ranked)	118	8	2	81 teams tied	0	7 teams tied	0
Completion Percentage (130 ranked)	106	10	0.549	LSU	0.771	Memphis	0.668
Defensive TDs (45 ranked)				Illinois	6	Cincinnati Tulane	3 3
Fewest Penalties (130 ranked)	123	8	90	Air Force	38	Navy	44
Fewest Penalties Per Game (130 ranked)	123	8	8.18	Air Force	3.45	Navy	4.40
Fewest Penalty Yards (130 ranked)	123	9	774	Rice	313	Navy	374
Fewest Penalty Yards Per Game (130 ranked)	123	9	70.36	Rice	28.45	Navy	37.40
First Downs Defense (130 ranked)	95	9	246	Clemson	129	Navy	158
First Downs Offense (130 ranked)	124	12	185	Ohio St.	313	SMU UCF	280 280
Fumbles Lost (130 ranked)	73	8	8	Oregon St.	1	SMU	5
Fumbles Recovered (130 ranked)	6	1	12	Illinois	16	South Fla. Tulsa	12 12
Kickoff Return Defense (130 ranked)	70	7	20.80	Akron	13.54	SMU	17.45
Kickoff Returns (130 ranked)	58	6	20.96	Virginia	30.71	SMU	26.97
Net Punting (130 ranked)	85	6	37.41	Kentucky	45.24	Houston	43.59
Passes Had Intercepted (130 ranked)	51	4	8	Ga. Southern	0	Navy	4
Passes Intercepted (128 ranked)	18	2	12	Oregon	17	Cincinnati	14
Passing Offense (130 ranked)	113	11	174.5	Washington St.	456.7	UCF	321.2
Passing Yards Allowed (130 ranked)	12	1	178.8	Ohio St.	126.2	South Fla.	178.8
Passing Yards per Completion (130 ranked)	105	11	11.42	Air Force	24.64	Navy	22.43
Punt Return Defense (130 ranked)	92	9	9.81	FIU	-1.75	Navy	3.22
Punt Returns (130 ranked)	57	6	8.33	Alabama	24.67	UCF	12.38
Red Zone Defense (130 ranked)	4	2	0.667	Louisiana Tech	0.630	Temple	0.643
Red Zone Offense (130 ranked)	84	8	0.811	Georgia	0.977	Navy	0.971
Rushing Defense (130 ranked)	116	11	206.5	Utah	55.9	Navy	107.3
Rushing Offense (130 ranked)	64	8	163.7	Navy	352.2	Navy	352.2
Sacks Allowed (130 ranked)	126	12	3.91	Air Force	0.36	SMU	1.27
Scoring Defense (130 ranked)	69	7	28.5	Ohio St.	10.5	Cincinnati	19.9
Scoring Offense (130 ranked)	107	11	22.1	Ohio St.	49.4	UCF	43.8
Tackles for Loss Allowed (130 ranked)	107	9	6.91	Army West Point	2.64	Temple	5.00
Team Passing Efficiency (130 ranked)	98	11	121.76	Alabama	202.84	Memphis	176.96
Team Passing Efficiency Defense (130 ranked)	47	6	127.41	Clemson	89.92	Temple	110.42
Team Sacks (130 ranked)	36	4	2.55	Pittsburgh	4.36	SMU	4.09
Team Tackles for Loss (130 ranked)	3	2	8.7	UCF	9.4	UCF	9.4
Time of Possession (130 ranked)	114	11	27:24	Wisconsin	36:39	Navy	33:43
Total Defense (130 ranked)	59	7	385.3	Ohio St.	217.4	Navy	323.9
Total Offense (130 ranked)	111	12	338.2	Oklahoma	574.7	UCF	536.4
Turnover Margin (130 ranked)	15	1	0.73	Alabama	1.55	South Fla. Cincinnati	0.73 0.73
Turnovers Gained (129 ranked)	3	1	24	Illinois	27	South Fla.	24
Turnovers Lost (130 ranked)	67	4	16	Oregon St.	5	SMU UCF	14 14
Winning Percentage (130 ranked)	88	8	0.364	Ohio St. LSU Clemson	1.000 1.000 1.000	Memphis Cincinnati	0.909 0.909

NCAA/CONFERENCE RANKINGS - INDIVIDUAL

Statistic	Player	National Rank	Conference Rank	Value	National Leader	Value	Conference Leader	Value
All Purpose (199 ranked)	Jordan Cronkrite	160	20	82.00	Chuba Hubbard, Oklahoma St.	185.82	Kenny Gainwell, Memphis	160.55
Blocked Kicks (1 ranked)					13 players tied		2 Keith Corbin, Houston Gervarius Owens, Houston Ethan Tucky, Cincinnati	2 2 2
Combined Kick Returns (199 ranked)	Bentlee Sanders KJ Sails	47 196	9 20	411 117	Isaiah Rodgers, Massachusetts	1,415	CJ Sanders, SMU	831
Completion Percentage (106 ranked)	Jordan McCloud	90	7	0.567	Joe Burrow, LSU	0.789	Brady White, Memphis	0.671
Completions Per Game (100 ranked)	Jordan McCloud	96	10	10.45	Anthony Gordon, Washington St.	37.91	Shane Buechele, SMU	24.09
Field Goal Percentage (107 ranked)					Nick Sciba, Wake Forest Logan Justus, Indiana Gabe Brkic, Oklahoma	1.000 1.000 1.000	Dylan Barnas, UCF	0.917
Field Goals Per Game (136 ranked)	Spencer Shrader	122	12	0.36	Keith Duncan, Iowa	2.45	Jake Verity, East Carolina	2.09
Forced Fumbles (10 ranked)					Jake Hansen, Illinois	0.78	Jacob Springer, Navy	0.30
Fumbles Recovered (19 ranked)	Kirk Livingstone Greg Reaves KJ Sails Devin Studstill	19 19 19 19	3 3 3 3	2 4 3 2	4 players tied		4 Ja'von Hicks, Cincinnati	4
Interceptions Per Game (123 ranked)	KJ Sails Nick Roberts	53 123	4 14	0.3 0.2	Luq Barcoo, San Diego St. Douglas Coleman, Texas Tech	0.7 0.7	Rodney Clemons, SMU Ja'von Hicks, Cincinnati Reggie Robinson II, Tulsa	0.4 0.4 0.4
Kickoff Return TDs (9 ranked)					8 players tied		2 Marquez Stevenson, Houston CJ Sanders, SMU	2 2
Kickoff Returns (69 ranked)	Bentlee Sanders	36	4	23.7	Deion Hair-Griffin, North Texas	40.8	Antonio Gibson, Memphis	29.5
Passes Defended (30 ranked)					Amik Robertson, Louisiana Tech	1.9	Nevelle Clarke, UCF	1.3
Passing Efficiency (106 ranked)	Jordan McCloud	83	9	124.6	Tua Tagovailoa, Alabama	206.9	Brady White, Memphis	180.0
Passing TDs (158 ranked)	Jordan McCloud Blake Barnett	77 158	9 14	9 4	Anthony Gordon, Washington St.	45	Shane Buechele, SMU Brady White, Memphis	30 30
Passing Yards (130 ranked)	Jordan McCloud	103	10	1,313	Anthony Gordon, Washington St.	4,920	Shane Buechele, SMU	3,446
Passing Yards Per Game (130 ranked)	Jordan McCloud	100	10	119.4	Anthony Gordon, Washington St.	447.3	Shane Buechele, SMU	313.3
Passing Yards per Completion (106 ranked)	Jordan McCloud	85	9	11.42	Jalen Hurts, Oklahoma	16.58	Dillon Gabriel, UCF	15.69
Points Responsible For (189 ranked)	Jordan McCloud	88	11	96	Jalen Hurts, Oklahoma	284	Shane Buechele, SMU	198
Points Responsible For Per Game (200 ranked)	Jordan McCloud	100	11	8.7	Jalen Hurts, Oklahoma	25.8	Shane Buechele, SMU	18.0
Punt Return TDs (2 ranked)					Avery Williams, Boise St.		2.5 players tied	1
Punt Returns (48 ranked)					Jaylen Waddle, Alabama	24.9	Otis Anderson, UCF	15.0
Punting (99 ranked)	Trent Schneider	12	2	45.9	Max Duffy, Kentucky	48.9	Dane Roy, Houston	46.9
Receiving TDs (154 ranked)	Mitchell Wilcox Bryce Miller	104 154	10 18	5 4	Omar Bayless, Arkansas St. Ja'Marr Chase, LSU	15 15	James Proche, SMU	13
Receiving Yards (200 ranked)					Omar Bayless, Arkansas St.	1,375	Gabriel Davis, UCF	1,135
Receiving Yards Per Game (200 ranked)					Ja'Marr Chase, LSU	126.0	Gabriel Davis, UCF	103.2
Receptions Per Game (198 ranked)					Devin Duvernay, Texas	8.8	James Proche, SMU	8.6
Rush Yards Per Carry (158 ranked)	Jordan Cronkrite	79	4	5.04	Travis Etienne, Clemson	8.73	Kenny Gainwell, Memphis	6.85
Rushing TDs (199 ranked)	Jordan Cronkrite Jordan McCloud	199 199	23 23	4 4	Levante Bellamy, Western Mich.	21	Xavier Jones, SMU	19
Rushing Yards (200 ranked)	Jordan Cronkrite	97	8	686	Chuba Hubbard, Oklahoma St.	1,832	Malcolm Perry, Navy	1,354
Rushing Yards Per Game (200 ranked)	Jordan Cronkrite	83	8	68.6	Chuba Hubbard, Oklahoma St.	166.5	Malcolm Perry, Navy	135.4
Sacks (149 ranked)					Chase Young, Ohio St.	1.83	Quincy Roche, Temple	1.00
Scoring (193 ranked)					Jonathan Taylor, Wisconsin	12.0	Xavier Jones, SMU	11.5
Solo Tackles (34 ranked)					Evan Weaver, California	8.2	Richard McBryde, SMU	5.3
Tackles For Loss (30 ranked)					Chase Young, Ohio St.	2.2	Quincy Roche, Temple Delontae Scott, SMU	1.5 1.5
Total Interceptions (41 ranked)	KJ Sails	41	4	3	Luq Barcoo, San Diego St. Douglas Coleman, Texas Tech	8 8	Rodney Clemons, SMU Ja'von Hicks, Cincinnati Reggie Robinson II, Tulsa	4 4 4
Total Offense (200 ranked)	Jordan McCloud Jordan Cronkrite	105 199	11 18	141.6 68.6	Anthony Gordon, Washington St.	449.5	Shane Buechele, SMU	321.0
Total Points Scored (150 ranked)					Jonathan Taylor, Wisconsin	132	Xavier Jones, SMU	126
Total Tackles (490 ranked)	Patrick Macon Dwayne Boyles Devin Studstill Nick Roberts Greg Reaves	167 212 243 310 398	14 17 21 28 39	6.7 6.2 5.9 5.5 5.1	Evan Weaver, California	14.9	Cooper Edmiston, Tulsa	9.0
Total Touchdowns (146 ranked)					Jonathan Taylor, Wisconsin	22	Xavier Jones, SMU	21
Yards per Pass Attempt (106 ranked)	Jordan McCloud	93	10	6.47	Jalen Hurts, Oklahoma	11.84	Brady White, Memphis	10.11
Yards per Reception (200 ranked)					Geraud Sanders, Air Force	25.46	Antonio Gibson, Memphis	22.07

WIDE RECEIVERS/TIGHT ENDS

#5 WR RANDALL ST. FELIX

Receptions..... 7, vs. Elon (9/1/18)
 Receiving Yards..... 165, vs. Marshall (12/20/18)
 Long..... 75, vs. UConn (10/20/18)
 Receiving TD..... 2, vs. Marshall (12/20/18)

#4 WR STANLEY CLERVEAUX

Receptions..... 5, (2X), last vs. Tulane (11/3/18)
 Receiving Yards..... 51, vs. Marshall (12/20/18)
 Long Reception..... 25, vs. Marshall (12/20/18)
 Receiving TDs..... 0

#10 WR KELLEY JOINER

Rushes..... 13, 2X, last vs. Memphis (11/23/19)
 Rushing Yards..... 115, vs. Memphis (11/23/19)
 Long Rush..... 51, vs. SC State (9/14/19)
 Rushings TDs..... 0
 Receptions..... 3, vs. SC State (9/14/19)
 Receiving Yards..... 49, vs. Cincinnati (11/16/19)
 Receiving TDs..... 0
 Long Reception..... 49, vs. Cincinnati (11/16/19)

#13 WR EDDIE MCDOOM

Receptions..... 3, 4X last vs. Cincinnati (11/16/19)
 Receiving Yards..... 53, vs. Cincinnati (11/16/19)
 Long Reception..... 41, vs. Cincinnati (11/16/19)
 Receiving TDs..... 0
 Rushing Yards..... 53, at Michigan State (10/29/16)
 Long Run..... 33, at Michigan State (10/29/16)

#15 WR JERNARD PHILLIPS

Receptions..... 5, vs. Tulane (11/3/18)
 Receiving Yards..... 62, vs. Tulane (11/3/18)
 Long Reception..... 15, (2X), last vs. Tulane (11/3/18)
 Receiving TDs..... 0
 Long Kickoff Return..... 69, vs. UConn (10/20/18)
 Kickoff Return Yards..... 90, vs. UConn (10/20/18)
 Kickoff Return Average..... 45.0, vs. UConn (10/20/18)

#18 WR DEVONTRES DUKES

Receptions..... 2, Illinois (9/15/17)
 Receiving Yards..... 33, at UConn (10/5/19)
 Long..... 33, at UConn (10/5/19)
 Receiving TD..... 1, at UConn (10/5/19)

#19 WR BRYCE MILLER

Receptions..... 4, vs. Temple (10/7/19)
 Receiving Yards..... 57, vs. SMU (9/27/19)
 Long..... 37, vs. SMU (9/27/19)
 Receiving TD..... 2, at UConn (10/5/19)

#21 RB DAVE SMALL

Rushes..... 4, vs. Memphis (11/23/19)
 Rushing Yards..... 14, vs. Memphis (11/23/19)
 Long Rush..... 5, vs. Memphis (11/23/19)
 Rushings TDs..... 1, vs. Memphis (11/23/19)

#20 WR JOHNNY FORD

Rushes..... 16, at Houston (10/27/18)
 Rushing Yards..... 164, vs. UConn (10/20/18)
 Long Rush..... 78, vs. UConn (10/20/18)
 Rushings TDs..... 3, vs. UConn (10/20/18)
 Receptions..... 4, 2X, last vs. SC State (9/14/19)
 Receiving Yards..... 100, vs. SC State (9/14/19)
 Receiving TDs..... 1, 3X, last vs. SC State (9/14/19)
 Long Reception..... 52, vs. SC State (9/14/19)
 Long Kickoff Return..... 32, vs. UConn (10/20/18)
 Kickoff Return Yards..... 50, vs. UConn (10/20/18)
 Kickoff Return Average..... 16.0, vs. UConn (10/20/18)

#38 WR SEAN ATKINS

Receptions..... 1, vs. Wisconsin (8/30/19)
 Receiving Yards..... 1, vs. Wisconsin (8/30/19)
 Long..... 1, vs. Wisconsin (8/30/19)
 Receiving TD..... 0

#80 WR TERRENCE HORNE

Receptions..... 2, 3X, last vs. Temple (10/7/19)
 Receiving Yards..... 24, at ECU (10/26/19)
 Long..... 14, at Georgia Tech (9/7/19)
 Receiving TD..... 1, 3X, last at ECU (10/26/19)
 Long Kickoff Return..... 98, vs. Georgia Tech (9/8/18)
 Kickoff Return Yards..... 264, vs. Georgia Tech (9/8/18)
 Kickoff Return Average..... 52.8, vs. Georgia Tech (9/8/18)
 Kickoff Return Touchdown..... 2, vs. Georgia Tech (9/8/18)

#81 WR KEVIN PURLETT

Receptions..... 2, vs. SC State (9/14/19)
 Receiving Yards..... 15, vs. Wisconsin (8/30/19)
 Long..... 15, vs. Wisconsin (8/30/19)
 Receiving TD..... 0

#84 WR XAVIER WEAVER

Receptions..... 2, 4X, last vs. Cincinnati (11/16/19)
 Receiving Yards..... 47, vs. Temple (10/7/19)
 Long..... 40, vs. Temple (10/7/19)
 Receiving TD..... 0

#85 TE JACOB MATHIS

Receptions..... 4, at ECU (10/26/19)
 Receiving Yards..... 54, vs. SMU (9/27/19)
 Long..... 24, at Navy (10/19/19)
 Receiving TD..... 1, 2X, last at ECU (10/26/19)

#87 TE FREDERICK LLOYD

Receptions..... 0
 Receiving Yards..... 0
 Long Reception..... 0
 Receiving TDs..... 0

#89 TE MITCHELL WILCOX

Receptions..... 8, at Illinois (9/15/18)
 Receiving Yards..... 109, at Illinois (9/15/18)
 Receiving TDs..... 2, vs. SC State (9/14/19)
 Long Reception..... 54, at Georgia Tech (9/7/19)

QUARTERBACKS

#11 QB BLAKE BARNETT

Completions..... 29, vs. Tulane (11/3/18)
 Attempts..... 49, vs. Tulane (11/3/18)
 Passing Yards..... 411, at Illinois (9/15/18)
 Long Pass..... 75 (TD), vs. UConn (10/20/18)
 Passing TDs..... 3, 2X, last vs. SMU (9/28/19)
 Rushes..... 16, vs. Tulane (11/3/18)
 Rushing Yards..... 86, vs. Georgia Tech (9/8/18)
 Long Rush..... 48, at Georgia Tech (9/7/19)
 Rushing TDs..... 2, (2X), last at Tulsa (10/12/18)
 Total Yards..... 428, at Illinois (9/15/18)

#12 QB JORDAN MCCLLOUD

Completions..... 23, vs. Temple (10/7/19)
 Attempts..... 38, vs. Temple (10/7/19)
 Passing Yards..... 267, vs. Cincinnati (11/16/19)
 Long Pass..... 55, vs. Cincinnati (11/16/19)
 Passing TDs..... 3, 2X, last at UConn (10/5/19)
 Rushes..... 18, vs. Temple (10/7/19)
 Rushing Yards..... 62, at UConn (10/5/19)
 Long Rush..... 31, vs. SC State (9/14/19)
 Rushing TDs..... 3, vs. SC State (9/14/19)
 Total Yards..... 280, vs. Cincinnati (11/16/19)

#14 QB JAH'QUEZ EVANS

Completions..... 1, at ECU (10/26/19)
 Attempts..... 1, at ECU (10/26/19)
 Passing Yards..... 2, at ECU (10/26/19)
 Long Pass..... 2, at ECU (10/26/19)
 Passing TDs..... 0
 Rushes..... 6, 2X, last at ECU (10/26/19)
 Rushing Yards..... 99, at ECU (10/26/19)
 Long Rush..... 53, at ECU (10/26/19)
 Rushing TDs..... 1, at ECU (10/26/19)
 Total Yards..... 101, at ECU (10/26/19)
 Long Kickoff Return..... 26, vs. SMU (9/27/19)
 Kickoff Return Yards..... 64, vs. SMU (9/27/19)
 Kickoff Return Average..... 21.3, vs. SMU (9/27/19)
 Kickoff Return Touchdown..... 0

#17 QB KIRK RYGOL

Completions..... 6, at ECU (10/26/19)
 Attempts..... 12, at ECU (10/26/19)
 Passing Yards..... 74, at ECU (10/26/19)
 Long Pass..... 33, at UConn (10/5/19)
 Passing TDs..... 1, at ECU (10/26/19)

RUNNING BACKS

#2 RB JORDAN CRONKRITE

Rushes..... 26, vs. BYU (10/12/19)
 Rushing Yards..... 302, at UMass (10/6/18)
 Long Rush..... 80, vs. ECU (9/22/18)
 Rushings TDs..... 3, at UMass (10/6/18)
 Receptions..... 5, at Tennessee (9/24/16)
 Receiving Yards..... 49, at South Carolina (11/14/15)
 Long Reception..... 41, at South Carolina (11/14/15)
 Receiving Touchdowns..... 1, 2X, last at Tennessee (9/24/16)

#28 RB TREVON SANDS

Rushes..... 10, vs. BYU (10/12/19)
 Rushing Yards..... 63, vs. BYU (10/12/19)
 Long..... 23, at UConn (10/5/19)
 Rushing TD..... 1, 2X, last vs. Cincinnati (11/16/19)
 Receptions..... 1, 3X, last vs. BYU (10/12/19)
 Receiving Yards..... 13, vs. Wisconsin (8/30/19)
 Long Reception..... 13, vs. Wisconsin (8/30/19)
 Receiving TD..... 0

SPECIALISTS

#24 K COBY WEISS

Field Goals..... 3, at UMass (10/6/18)
 Long Field Goal..... 39, vs. Austin Peay (10/14/17)
 Points..... 16, at UMass (10/6/18)
 FG Streak..... 6, (2018)

#32 P SPENCER SHRADER

Punts..... 3, at UConn (10/5/19)
 Yards..... 126, at UConn (10/5/19)
 Avg..... 42.0, at UConn (10/5/19)
 Long..... 51, at UConn (10/5/19)
 Inside 20..... 0
 Field Goals..... 1, 4X, last vs. Cincinnati (11/16/19)
 Long Field Goal..... 34, vs. SC State (9/14/19)

#39 P TRENT SCHNEIDER

Punts..... 10, at Cincinnati (11/10/18)
 Yards..... 443, vs. ECU (9/22/18)
 Avg..... 52.8, vs. BYU (10/12/19)
 Long..... 72, vs. ECU (9/22/18)
 Inside 20..... 3, vs. SC State (9/14/19)
 Tackles..... 1, vs. SC State (9/14/19)

DEFENSIVE BACKS

#2 DB NICK ROBERTS

Tackles.....10, (2X), last vs. UConn (10/20/18)
 TFL.....2.0, vs. Cincinnati (11/16/19)
 Sacks.....1, 2X, last vs. Cincinnati (11/16/19)
 INT.....1, (5X), last at Navy (10/19/19)
 PBU.....2, vs. Cincinnati (11/16/19)
 FF.....1, at Georgia Tech (9/7/19)

#3 DB VINCENT DAVIS

Tackles.....6, at Navy (10/19/19)
 TFL.....0.5, at UMass (10/6/18)
 Sacks.....0
 INT.....1, vs. SC State (9/14/19)
 PBU.....1, at Illinois (9/15/18)
 FF.....2, at UMass (10/6/18)
 FR.....1, at UMass (10/6/18)

#7 DB MIKE HAMPTON

Tackles.....8, 2X, last vs. Memphis (11/23/19)
 TFL.....1, 4X, last vs. Memphis (11/23/19)
 Sacks.....1.0, vs. UConn (10/20/18)
 INT.....1, 2X, last at UMass (10/6/18)
 PBU.....4, vs. ECU (9/22/18)

#8 DB DEVIN STUDSTILL

Tackles.....9, at ECU (10/26/19)
 TFL.....1, 3X last vs. SC State (9/14/19)
 Sacks.....-
 INT.....1, 2X, last vs. SMU (9/27/19)
 FR.....1, 2X, last at ECU (10/26/19)

#9 DB KJ SAILS

Tackles.....6, at Pitt ('17) & vs. Virginia ('17)
 TFL.....1.5, at ECU (10/26/19)
 Sacks.....-
 INT.....1, 3X, last vs. Memphis (11/23/19)
 FR.....1, 2X, last vs. SC State (9/14/19)
 PBU.....1, 3X, last vs. BYU (10/12/19)
 Long Punt Return.....34, vs. SC State (9/14/19)
 Punt Return Yards.....39, vs. SC State (9/14/19)
 Punt Return Average.....19.5, vs. SC State (9/14/19)

#10 DB DAQUAN EVANS

Tackles.....5, vs. Memphis (11/23/19)
 TFL.....-
 Sacks.....-
 INT.....1, vs. Memphis (11/23/19)

#16 DB BROCK NICHOLS

Tackles.....3, at Georgia Tech (9/7/19)
 TFL.....0
 Sacks.....0
 INT.....1, vs. SC State (9/14/19)
 FR.....0

#20 S BENTLEE SANDERS

Tackles.....10, vs. Elon (9/1/18)
 TFL.....2, vs. Temple (10/7/19)
 Sacks.....1, 2X, last vs. Temple (10/7/19)
 INT.....1, 2X, last vs. Temple (10/7/19)
 FF.....1, 3X, last at ECU (10/26/19)
 PBU.....2, at ECU (10/26/19)
 Kickoff Return Yards.....151, at Houston (10/27/18)
 Kickoff Return Long.....67, at UConn (10/5/19)
 Kickoff Return Average....46.0, 2X, last at UConn (10/5/19)

#21 DB MCARTHUR BURNETT

Tackles.....2, vs. Wisconsin (8/30/19)
 TFL.....-
 Sacks.....-
 INT.....-
 PBU.....-

#22 DB MEKHI LaPOINTE

Tackles.....11, vs. UConn (10/20/18)
 TFL.....2.0, at Tulsa (10/12/18)
 Sacks.....0
 INT.....1, at Houston (10/27/18)
 PBU.....1, 2X, last vs. SC State (9/14/19)

#25 DB EUGENE BOWMAN

Tackles.....3, at Navy (10/19/19)
 TFL.....0
 Sacks.....0

DEFENSIVE LINE

#4 DE GREG REAVES

Tackles.....14, vs. Marshall (12/20/18)
 Sacks.....1, 7X, last vs. BYU (10/12/19)
 TFL.....2.5, 2X, last vs. Tulsa (11/16/17)
 INT.....1, at ECU (10/26/19)
 FF.....1, vs. SC State (9/14/19)
 FR.....1, 2X, last at Navy (10/19/19)
 PBU.....1, 3X, last vs. Temple (10/7/19)

#6 DE KIRK LIVINGSTONE

Tackles.....7, (2X), last at Illinois (9/15/18)
 Sacks.....1.0, 7X, last vs. Cincinnati (11/16/19)
 TFL.....2.5, (2X), last vs. Elon (9/1/18)
 FF.....1, 2X, last vs. Cincinnati (11/16/19)
 FR.....1, at UConn (10/5/19)
 PBU.....1, (2X), last at Temple (11/17/18)

#40 DE JASON VAUGHN

Tackles.....5, vs. Memphis (11/23/19)
 TFL.....1, 3X, last vs. Memphis (11/23/19)
 Sacks.....-

#42 DE DARIUS SLADE

Tackles.....4, 2X, last vs. SMU (9/28/19)
 TFL.....2, 2X, last vs. SC State (9/14/19)
 Sacks.....2, vs. UTSA (9/1/18)
 INT.....-
 FR.....1, at Georgia Tech (9/7/19)

#46 DE RYAN THAXTON

Tackles.....3, vs. Wisconsin (8/30/19)
 TFL.....-
 Sacks.....-
 FR.....-
 FF.....-

#56 DE TYRIK JONES

Tackles.....3, at Georgia Tech (9/7/19)
 TFL.....1, at Georgia Tech (9/7/19)
 Sacks.....1, at Georgia Tech (9/7/19)
 FR.....1, vs. SC State (9/14/19)

#90 DT KEVIN KEGLER

Tackles.....6, at Tulsa (10/12/18)
 TFL.....2.5, at Georgia Tech (9/7/19)
 Sacks.....1.5, at Illinois (9/15/18)
 INT.....0
 FR.....1, vs. Cincinnati (11/16/19)

#91 DT RASHAWN YATES

Tackles.....3, at Georgia Tech (9/7/19)
 Sacks.....1.0, (4X), last vs. BYU (10/12/19)
 TFL.....2, at Georgia Tech (9/7/19)
 INT.....0

#93 DT TYRONE BARBER

Tackles.....4, (4X) last vs. Temple (10/7/19)
 Sacks.....1.0, (2X), last at Tulsa (10/12/18)
 TFL.....1.0, (3X), last vs. Temple (10/7/19)
 INT.....0
 FR.....0

#96 DT KELVIN PINKNEY

Tackles.....6, at San Jose State (8/26/17)
 Sacks.....1.0, (3X), last at UConn (10/5/19)
 TFL.....1.0, (5X), last vs. BYU (10/12/19)
 INT.....0
 FR.....0
 Blocked Kick.....1 (PAT), at San Jose State (9/26/17)

#98 DT BLAKE GREEN

Tackles.....4, vs. SC State (9/14/19)
 Sacks.....0
 INT.....0
 FR.....0

LINEBACKERS

#11 LB DWAYNE BOYLES, JR.

Tackles.....10, 2X, last vs. Memphis (11/23/19)
 Sack.....1, 2X, last vs. Temple (10/7/19)
 TFL.....3.0, at UConn (10/5/19)
 INT.....0
 PBU.....1, 3X, last vs. Cincinnati (11/16/19)
 FR.....1, vs. Tulane (11/3/18)

#29 LB BRIAN NORRIS

Tackles.....3, 4X, last at Navy (10/19/19)
 TFL.....1, vs. SC State (9/14/19)
 Sacks.....1, vs. SC State (9/14/19)
 FR.....-
 FF.....1, vs. SC State (9/14/19)
 INT.....-

#41 LB DEMARUEZ BELLAMY

Tackles.....7, vs. SMU (9/28/19)
 TFL.....-
 Sacks.....-
 FR.....-
 FF.....1, at UConn (10/5/19)
 INT.....-

#44 LB ANTONIO GRIER, JR.

Tackles.....10, vs. Cincinnati (11/16/19)
 Sacks.....2, vs. BYU (10/12/19)
 TFL.....2.5, at UConn (10/5/19)
 INT.....0
 FR.....1, at UMass (10/6/18)

#54 LB NICO SAWTELLE

Tackles.....13, at Illinois (9/15/18)
 TFL.....2.5, vs. Elon (9/1/18)
 Sacks.....1.0, 3X, last at Illinois (9/15/18)
 FR.....1, 3X, last vs. Georgia Tech (9/8/18)
 INT.....1, 2X, last vs. Georgia Tech (9/8/18)

#55 LB PATRICK MACON

Tackles.....15, vs. Wisconsin (8/30/19)
 TFL.....4.0, vs. Wisconsin (8/30/19)
 Sacks.....1.0, vs. Wisconsin (8/30/19)
 FR.....-
 FF.....1, 2X, last at ECU (10/26/19)
 INT.....-

#58 LB TREY LAING

Tackles.....5, vs. SC State (9/14/19)
 TFL.....1, vs. SMU (9/28/19)
 Sacks.....0
 FR.....0
 FF.....0
 INT.....0

#59 LB ANDREW MIMS

Tackles.....13, vs. Memphis (11/23/19)
 TFL.....1, 3X, last vs. Memphis (11/23/19)
 Sack.....1, vs. Memphis (11/23/19)
 FF.....1, vs. SC State (9/14/19)
 INT.....-
 FR.....-

THE LAST TIME - INDIVIDUAL

	USF	OPPONENT
RUSHING		
Rushed at least 25 times:	Jordan Cronkrite (26), vs. BYU, 10/12/19	Michael Warren (26), vs. Cincinnati, 11/16/19
Rushed at least 30 times:	Marlon Mack (31), vs. UConn, 9/19/14	D. Brewer (34), vs. Tulsa, 11/16/17
Rushed for 100 yards:	Kelley Joiner (115), vs. Memphis, 11/23/19	Keneth Gainwell (128), vs. Memphis, 11/23/19
Multiple players rushed for 100 yards:	Johnny Ford (164), Jordan Cronkrite (103) vs. UConn, 10/20/18	Darius Bradwell (135), Corey Dauphine (121) vs. Tulane, 11/3/18
Rushed for 150 yards:	Jordan Cronkrite (158), vs. BYU, 10/12/19	Malcolm Perry (190), at Navy (10/19/10)
Rushed for 200 yards:	Quinton Flowers (210), at Memphis, 11/12/16	R. Armstead (210), at Temple, 10/21/16
Rushed for 300 yards:	Jordan Cronkrite (302), at UMass, 10/6/18	
USF player rushed for 200 yards in consecutive games	Dyral McMillan (258) vs. New Haven, 11/6/99; (221) vs. Hofstra, 11/13/99	
Scored on a run of 50 yards or more:	Jordan Cronkrite (66) at Tulsa, 10/12/18	Jamale Carothers (58), at Navy (10/19/10)
Scored on a run of 70 yards or more:	Jordan Cronkrite (77, 76), at UMass 10/6/18	Darius Bradwell (73), vs. Tulane, 11/3/18
PASSING		
Player attempted 60+ passes:	Marquel Blackwell (61), at Memphis, 9/22/01	Troy Mitchell (66), vs. Western Carolina, 8/30/14
Player attempted 50-59 passes:	Matt Grothe (54), vs. Cincinnati, 11/3/07	Nic Shimonek (59), vs. Texas Tech, 12/23/17
Player attempted 40-49 passes:	Blake Barnett (49), vs. Tulane, 11/3/18	D'Eriq King (41), at Houston, 10/27/18
Player completed 30-39 passes:	B.J. Daniels (31), vs. Cincinnati, 10/22/11	Nic Shimonek (32), vs. Texas Tech, 12/23/17
Player completed 25-29 passes:	Blake Barnett (29), vs. Tulane, 11/3/18	Holton Ahlers (28), at ECU 10/26/19
Player passed for more than 400 yards:	Blake Barnett (411), at Illinois, 9/15/18	D'Eriq King (419), at Houston, 10/27/18
Player passed for more than 300 yards:	Blake Barnett (322), vs. Tulane, 11/3/18	Mckenzie Milton (373), at UCF 11/24/17
Player threw five touchdowns:	Marquel Blackwell (5), at East Carolina, 10/19/02	D'Eriq King (5), at Houston, 10/27/18
Player threw four touchdowns:	Quinton Flowers (4), vs. Texas Tech, 12/23/17	Mckenzie Milton (4), at UCF, 11/24/17
Player threw three touchdowns:	Jordan McCloud (3), at UConn 10/5/19	Shane Buechele (3), vs. SMU, 9/28/19
Player threw a TD of 70 yards or more:	Chris Oladokun-Ryeshene Bronson (72), at Cincinnati, 11/10/18	T. Marshall to C. Lynch (81), vs. Georgia Tech, 9/8/18
Player threw a TD of 60-70 yards or more:	Blake Barnett-Darnell Salomon (66), vs. ECU, 9/22/18	
Player threw a TD of 50-60 yards or more:	Quinton Flowers-T. McCants (54), vs. Stony Brook, 9/2/17	Brady White to K. Jones (50), vs. Memphis, 11/23/19
RECEIVING		
Player caught 10 passes:	Tyre McCants (10), vs. Georgia Tech, 9/8/18	Jaden Blue (11), vs. Temple, 11/17/19
Player had 100 receiving yards:	Johnny Ford (100), vs. SC State, 9/14/19	Jaden Blue (121), vs. Temple, 11/17/19
USF player with three straight 100-yard games:	Andre Davis (113), vs. SMU, 11/26/13; (110) vs. Memphis, 11/16/13; (134), vs. Houston, 10/31/13	
TOTAL OFFENSE		
Player had 600-plus yards:	Quinton Flowers (605), at UCF, 11/24/17	
Player had 400-600 yards:	Blake Barnett (428), at Illinois, 9/15/18	D'Eriq King (553), at Houston, 10/27/18
QB Had 100+ yards RUSHING & 400+ PASSING:	Quinton Flowers, 102 rush, 503 pass, at UCF, 11/24/17	D'Eriq King, 134 rush, 419 pass, at Houston, 10/27/18
QB had 100+ yards RUSHING & 200-400 PASSING:	Quinton Flowers, 106 rush, 311 pass, vs. Texas Tech, 12/23/17	Will Worth, 129 rush, 299 pass, vs. Navy, 10/28/16
DEFENSE		
Player intercepted three or more passes:	J.R. Reed (3), at Memphis, 11/29/03	Bobby McCain (3), vs. Memphis, 11/16/13
Player intercepted two or more passes:	Deatrick Nichols (2), vs. Temple, 9/21/17	Rodney Clemons (2), vs. SMU, 9/28/19
Player recovered two or more fumbles:	Greg Reaves (2), vs. SC State, 9/14/19	Jacob Martin (2), vs. Temple, 9/21/17
Player recorded four or more sacks:	George Selvie (4), vs. Elon, 9/1/07	Never
Player recorded three sacks:	Deadrin Senat (3), vs. Texas Tech, 12/23/17	Quincy Roche (3.5), vs. Temple, 11/9/19
Player recorded 15 or more tackles:	Patrick Macon (15), vs. Wisconsin, 8/30/19	D. Spencer (15), at UCF, 11/26/15
Player returned an interception for a touchdown:	Auggie Sanchez (65), vs. Cincinnati, 10/14/17	Austin McDaniel (46), at Tulsa, 10/18/14
Player returned a fumble for a touchdown:	Vincent Davis (12), at UMass, 10/6/18	Sam Franklin (39 yds), vs. Temple, 11/9/19
Player recorded 4.0 tackles for loss or more:	Patrick Macon (4), vs. Wisconsin, 8/30/19	Juwuan Johnson (4.0), vs. Northern Illinois, 9/10/16
PUNTING		
Player recorded four 50-yard punts:	Trent Schneider (4), vs. UCF, 11/23/18	Dane Roy (4), vs. Houston, 10/28/17
Player recorded a 60-yard punt:	Trent Schneider (65), vs. Memphis (11/23/19)	Mac Loudermilk (66), vs. UCF, 11/23/18
Player recorded two 60-yard punts:	Trent Schneider (72 & 67), vs. ECU, 9/22/18	NEVER
SCORING		
Player scored at least four touchdowns:	Marlon Mack (4), vs. Western Carolina, 8/30/14	Jonathan Taylor (4, 2 rush, 2 rec), vs. Wisconsin, 8/30/19
Player scored at least three touchdowns:	Johnny Ford (3), vs. UConn, 10/20/18	Patrick Taylor (3 rush), vs. Memphis, 11/23/19
Player caught at least two touchdown passes:	Bryce Miller (2), at UConn 10/5/19	Jonathan Taylor (2), vs. Wisconsin, 8/30/19
Player rushed for at least three touchdowns:	Johnny Ford (3), vs. UConn, 10/20/18	Patrick Taylor (3 rush), vs. Memphis, 11/23/19
Player kicked (made) four+ field goals:	Emilio Nadelman (4), vs. Cincinnati, 10/14/17	Chase McLaughlin (4), at Illinois, 9/15/18
Player kicked (made) three field goals:	Coby Weiss (3), at UMass, 10/6/18	Jake Olroyd, vs. BYU, 10/12/19
Player returned a kickoff for a touchdown:	Terrence Home (98, 97), vs. Georgia Tech, 9/8/18	Tyler Snead (100), at ECU 10/26/19
Player returned a punt for a touchdown:	D'Ernest Johnson (83), at Syracuse, 9/17/16	Isaiah Wright (73), at Temple, 11/17/18
Player returned an interception for a touchdown:	Auggie Sanchez (43), at ECU 9/30/17	Austin McDaniel (46), at Tulsa, 10/18/14
Player returned a fumble for a touchdown:	Vincent Davis (12), at UMass, 10/6/18	Sam Franklin (39 yds), vs. Temple, 11/9/19
Player returned a fumble in the end zone for a touchdown:	Jake Sims, vs. Rutgers, 11/3/10	Jimmy Gaines, vs. Miami, 9/28/13
Player returned (or recovered) a blocked punt for a touchdown:	Andre Davis (11), vs. Florida A&M, 9/17/11	A. Contressa, vs. Stony Brook, 9/2/17
Player returned a blocked field goal attempt for a touchdown:	Nate Godwin (75), vs. Cincinnati, 10/5/13	Rod Davis (61), vs. Southern Miss, 10/25/03
Player scored on a two-point conversion attempt:	Randall St. Felix from Blake Barnett, at Illinois, 9/15/18	Mike Dudek, pass from Jeff George Jr., Illinois, 9/15/17
Player kicked a game-winning field goal	Coby Weiss at Tulsa, 10/12/18 (22 yards with :02 remaining)	Sam Crosa, vs. Cincinnati, 11/16/19 (37 yards with :03 remaining)

THE LAST TIME - TEAM

	USF	OPPONENT
	RUSHING	
Team had 400-499 yards:	432, vs. Tulane, 11/3/18	434, at Navy (10/19/10)
Team had 300-399 yards:	347, at ECU 10/26/19	325, vs. Memphis (11/23/19)
Team had 200-299 yards:	243, vs. BYU, 10/12/19	200, vs. Cincinnati, 11/16/19
Had 51-100 yards:	61, vs. Temple, 11/9/19	84, at UConn 10/5/19
Had less than 50 yards:	26, vs. Wisconsin, 8/30/19	-4, Temple, 9/21/17
Team had 70 or more attempts:	81, at Houston, 10/27/18	89, at Houston, 10/27/18
Team had 60 or more attempts:	63, Temple, 9/21/17	69, at Navy, 10/31/15
Team had 50-59 attempts:	55, at Tulane, 10/28/17	58, vs. Memphis (11/23/19)
Team had fewer than 25 attempts:	23, vs. Wisconsin, 8/30/19	15, Illinois, 9/15/17
Team had five or more rushing touchdowns:	5, at UMass 10/6/18	5, vs. Memphis, 11/23/19
Team had at least three rushing touchdowns:	3, at ECU 10/26/19	5, vs. Memphis, 11/23/19
Team had 0 rushing touchdowns:	vs. Temple, 11/9/19	vs. Temple, 11/9/19
	PASSING	
Had 500+ yards passing:	503, at UCF, 11/24/17	
Had 400-499 yards passing:	411, at Illinois, 9/15/18	419, at Houston, 10/27/18
Had 300-399 yards passing:	322, vs. Tulane, 11/3/18	373, at UCF, 11/24/17
Had less than 100 yards passing:	44, vs. Memphis, 11/23/19	78, vs. Cincinnati, 11/16/19
Team had less than 50 yards passing:	44, vs. Memphis, 11/23/19	23, at Navy (10/19/10)
Had 50 or more attempts:	50, vs. Ball State, 9/10/11	52, at UMass 10/6/18
Had 40-49 attempts:	42, at UConn 10/5/19	42, vs. SC State, 9/14/19
Had less than 20 attempts:	19, vs. Memphis, 11/23/19	18, vs. Cincinnati, 11/16/19
Had less than 10 attempts:	Never (record-low 10 vs. Louisville, 9/24/05)	4, at Navy (10/19/10)
Had 30 or more completions:	31, vs. Cincinnati, 10/22/11	33, at UMass 10/6/18
Had less than 10 completions:	6, vs. Memphis, 11/23/19	9, vs. Cincinnati, 11/16/19
Team had less than five completions:	3, at Louisville, 10/22/04	1, at Navy (10/19/10)
Had five touchdown passes:	vs. Cincinnati, 11/20/15	at Houston, 10/27/18
Had four touchdown passes:	at UConn 10/5/19	at UCF, 11/24/17
Had zero touchdown passes:	vs. Memphis, 11/23/19	vs. Cincinnati, 11/16/19
Had five passes intercepted:	vs. UAB, 11/22/03	at Syracuse, 10/3/09
Had four passes intercepted:	vs. Memphis, 11/16/13	Temple, 9/21/17
Had three passes intercepted:	vs. Pittsburgh, 12/1/12	vs. SC State, 9/14/19
Did not throw an interception:	vs. Memphis, 11/23/19	vs. Cincinnati, 11/16/19
	TOTAL OFFENSE	
Had 700 or more yards:	745, vs. Florida A&M, 9/17/11	Never
Had 600 or more yards:	611, vs. UConn, 10/20/18	684, at Houston, 10/27/18
Had 500 or more yards:	525, at ECU 10/26/19	560, vs. Memphis, 11/23/19
Had 200 yards or less:	170, vs. Memphis, 11/23/19	182, Florida A&M, 9/5/15
Had 100 yards or less:	Never	85, vs. Temple 9/21/17
Ran 100 or more plays:	101, at San Jose State, 8/26/17	
Ran 90 or more plays:	94, vs. Texas Tech 12/23/17	96, vs. ECU, 9/22/18
Ran 85 or more plays:	87, at Tulsa, 10/12/18	89, vs. Memphis, 11/23/19
Ran 55 or fewer plays:	50, vs. Memphis, 11/23/19	55, Illinois, 9/15/17
	SCORING	
Scored 80 or more points:	80, vs. Kentucky Wesleyan, 9/6/97	Never
Scored 70-79 points:	70, vs. Florida A&M, 9/17/11	Never
Scored 60-69 points:	61, at ECU 9/30/17 (Road game Record)	Never
Scored 50-59 points:	55, vs. SC State, 9/14/19	57, at Houston, 10/27/18
Scored 40-49 points:	45, at ECU 10/26/19	49, vs. Memphis, 11/23/19
Scored less than 10 points:	7, vs. Temple, 11/9/19	3, Cincinnati, 10/14/17
Failed to score points:	0, vs. Wisconsin, 8/30/19	0, Charleston Southern, 9/19/09
Won by 45 points or more:	48, vs. Florida A&M, 9/5/15	49, vs. Wisconsin, 8/30/19
Won by 30-44 points:	39, vs. SC State, 9/14/19	39, vs. Memphis, 11/23/19
Won by 20-29 points:	25, at ECU 10/26/19	27, vs. SMU, 9/28/19
Scored on the first drive of the game:	TD, vs. Memphis, 11/23/19	TD, vs. Wisconsin, 8/30/19
Scoring drive of 15 or more plays:	15 (FG), at ECU 10/26/19	15 (TD), at UConn 10/5/19
Recorded a safety:	at Houston, 10/27/18	at Temple, 10/21/16
Scored on a blocked field goal attempt:	Nate Godwin (75), vs. Cincinnati, 10/5/13	A. Contressa, Stony Brook, 9/2/17
Scored on a blocked PAT attempt:	(Never)	Nate Hobbs, Illinois, 9/15/17
Scored a 2-point conversion:	at Illinois (Barnett to St. Felix pass), 9/15/18	Illinois, 9/15/17

THE LAST TIME - TEAM

	USF	OPPONENT
	TURNOVERS	
Team lost five or more turnovers:	at Temple, 11/17/18	(8) vs. SC State, 9/14/19
Team lost four turnovers:	vs. UConn, 10/15/16	(6) vs. Temple, 9/21/17
Team lost three fumbles:	at Temple, 11/17/18	vs. S.C. (Birmingham Bowl), 12/29/16
Threw four or more interceptions:	4, vs. Memphis, 11/16/13	(4) vs. Temple, 9/21/17
Team did not commit a turnover:	vs. Memphis, 11/23/19	vs. Marshall, 12/20/18
Team recovered an on-side kick:	at Pittsburgh, 9/8/01	vs. UCF, 11/26/16
Lost a game and did not commit a turnover:	vs. Memphis, 11/23/19	vs. Tulsa, 11/16/17
	DEFENSE	
Team recorded seven sacks:	vs. UConn, 10/15/11	9, vs. Temple, 11/9/19
Team recorded six sacks:	vs. BYU, 10/12/19	vs. ECU, 9/22/18
Team recorded five sacks:	at UConn 10/5/19	at Navy (10/19/10)
Team recorded 10 or more tackles for loss	13.0, vs. BYU, 10/12/19	10.0, vs. Temple, 11/9/19
Team recorded five or more pass break-ups:	5, vs. Cincinnati, 11/16/19	5, at Navy, (10/19/10)
	SPECIAL TEAMS	
Returned a punt for a touchdown:	at Syracuse, 9/17/16	at Temple, 11/17/18
Returned a blocked punt for a touchdown:	vs. Florida A&M, 9/17/11	vs. Stony Brook, 9/2/17
Returned a kickoff for a touchdown:	(2) vs. Georgia Tech, 9/8/18	vs. West Virginia, 12/1/11
Blocked a punt:	vs. Florida State, 9/29/12	vs. Cincinnati, 11/16/19
Punted 10 or more times:	10, at Cincinnati, 11/10/18	10, Temple, 9/21/17
Did not record a punt:	vs. Charleston Southern, 9/19/09	at Pittsburgh, 10/24/09
Blocked a field goal:	vs. Tulane, 11/3/18	at Tulane, 10/21/17
Blocked a PAT:	vs. UConn, 10/20/18	at Cincinnati, 11/10/18
Team recovered an on-side kick:	at Pittsburgh, 9/8/01	vs. UCF, 11/26/16
Made five or more field goals:	5, vs. Temple, 9/21/17	Never
Made four or more field goals:	4, vs. Cincinnati, 10/14/17	4, at Illinois, 9/15/18
	MISCELLANEOUS	
Had 30 or more first downs:	31, at Illinois, 9/15/18	31, vs. Memphis, 11/23/19
Had 10 or fewer first downs:	5, vs. Memphis, 11/23/19	6, Temple, 9/21/17
Had 15 or more penalties:	16, Illinois, 9/15/17	15, Illinois, 9/15/17
Had no penalties:	Never	Never
Had 100 or more penalty yards:	124, at ECU 10/26/19	123, vs. SMU, 9/28/19
Had less than 25 penalty yards:	15, vs. Temple, 11/9/19	5, vs. SC State, 9/14/19
Had 35 minutes or more of possession time:	38:17, Illinois, 9/15/17	38:12, vs. Memphis, 11/23/19



SCORING BY QUARTERS

	1	2	3	4	OT	F
WISCONSIN	7	21	14	7	-	49
USF	0	0	0	0	-	0

Attendance: 46,704 Time: 3:09

First Quarter

WISC - Taylor 37-yd run (Larsh kick), 10:48
Drive: 8 plays, 77 yards (4:12)
(Wisconsin 7, USF 0)

Second Quarter

WISC - Henningsen 16-yd fumble recovery, (Larsh kick), 12:58
(Wisconsin 14, USF 0)

WISC - Taylor 36-yd pass from Coan (Larsh kick), 10:37
Drive: 4 plays, 55 yards (1:30)
(Wisconsin 21, USF 0)

WISC - Taylor 12-yd pass from Coan (Larsh kick), 00:02
Drive: 11 plays, 80 yards (5:10)
(Wisconsin 28, USF 0)

Third Quarter

WISC - Taylor 38-yd run (Larsh kick), 13:00
Drive: 3 plays, 69 yards (1:19)
(Wisconsin 35, USF 0)

WISC - Watson 27-yd run (Larsh kick), 3:06
Drive: 4 plays, 40 yards (1:31)
(Wisconsin 42, USF 0)

Fourth Quarter

WISC - Shaw 15-yd run (Larsh kick), 7:28
Drive: 3 plays, 32 yards (1:32)
(Wisconsin 49, USF 0)

Team Statistics	WISC	USF
First Downs	22	9
Rushes-Yards	43-234	23-26
Passing Yards	199	131
Comp-Att-Int	19-26-0	16-33-2
Total Yards	433	157
Punts-Avg.	5-48.0	8-44.2
Punt Returns	4-62	1-17
Kickoff Returns	1-23	4-68
Interception Returns	2-10	0-0
Penalties-Yards	4-40	9-45
Fumbles-Lost	1-1	4-1
Sacks By	4-30	3-20
3rd Down Conversions	6-13	3-14
4th Down Conversions	1-1	0-2
Time of Possession	35:00	25:00

GAME 1: NO. 19/17 WISCONSIN 49, USF 0

RAYMOND JAMES STADIUM • TAMPA, FLA.

AUG. 30, 2019 • 7 P.M. • ESPN

WISCONSIN 1-0 • USF 0-1

TAMPA - Senior transfer Patrick Macon had a monster USF debut with 15 tackles, 4.0 tackles for loss, a sack and forced fumble, but the Bulls fell, 49-0, to No. 19/17 Wisconsin on Friday night.

USF's season-opening crowd of 46,704 at Raymond James Stadium saw the senior middle linebacker from Memphis, Tenn., post the most tackles in a game for the Bulls since DeDe Latimore's 18 stops against Rutgers in 2013.

Macon, who made 10 solo tackles, was one of four upperclassman transfers who started on defense. Junior cornerback KJ Sails recovered Macon's forced fumble, totaled two tackles and had a 17-yard punt return after becoming eligible this week. Senior Devin Studstill started at strong safety and tied for second on the team with five tackles in his first game with the Bulls since transferring from Notre Dame.

Following a 55-minute lightning delay, Wisconsin Heisman hopeful Jonathan Taylor's three touchdown first half helped power the Badgers to a 28-0 lead by the break. While several dropped passes dashed USF's chances to get its new offense rolling, Taylor's 37-yard TD run got Wisconsin on the board first. The Badgers later stripped Bulls quarterback Blake Barnett and returned the fumble 16 yards for a touchdown and 14-0 lead. Barnett finished 13-of-30 for 109 yards and two interceptions on the night.

KEY NOTES

- A total of 46,704 fans attended the game, which marked the Bulls' 18th-best home attendance total in program history.
- It marked USF's first home loss in a season opener since 2013. Kickoff was delayed 55 minutes due to lightning.

Quotable:

"It just shows you, we've got a lot of work (to do). We've still got a season in front of us and we just got to get ready. The thing I told our team just a few minutes ago is, 'You don't point fingers. Now, we've got to go back to work.'"

- Head coach Charlie Strong's thoughts after the season opener.

WISCONSIN						USF							
Rushing	Att	Yds	TD	Lg		Rushing	Att	Yds	TD	Lg			
J. Taylor	16	135	2	38		Jordan McCloud	3	17	0	19			
N. Watson	14	80	1	27		Jordan Cronkrite	6	9	0	5			
B. Shaw	2	15	1	15		Trevon Sands	5	2	0	3			
G. Groshek	2	11	0	8		Spencer Shrader	1	1	0	1			
A.J. Taylor	1	5	0	5		Kelley Joiner Jr.	1	0	0	0			
J. Chenal	1	2	0	2		Blake Barnett	7	-3	0	10			
J. Coan	7	-14	0	4									
Passing	Att	Cmp	Yds	TD	Int	Lg	Passing	Att	Cmp	Yds	TD	Int	Lg
J. Coan	26	19	199	2	0	36	Blake Barnett	30	13	109	0	2	13
							Jordan McCloud	3	3	22	0	0	15
Receiving	No	Yds	TD	Lg		Receiving	No	Yds	TD	Lg			
K. Pryor	4	40	0	13		Jordan Cronkrite	3	23	0	12			
Q. Cephus	3	39	0	17		Randall St. Felix	3	21	0	10			
J. Ferguson	3	20	0	8		Bryce Miller	3	16	0	9			
J. Taylor	2	48	2	36		Kevin Purlett	1	15	0	15			
D. Davis	2	19	0	11		DeVontres Dukes	1	13	0	13			
G. Groshek	2	13	0	16		Trevon Sands	1	13	0	13			
J. Chenal	1	12	0	12		Jernard Phillips	1	12	0	12			
A.J. Taylor	1	9	0	9		Mitchell Wilcox	1	11	0	11			
J. Dunn	1	-1	0	0		Xavier Weaver	1	6	0	6			
						Sean Atkins	1	1	0	1			
Punting	No	Yds	Avg	Lg		Punting	No	Yds	Avg	Lg			
A. Lotti	5	204	40.8	59		Trent Schneider	7	318	45.4	55			
						Spencer Shrader	1	36	36.0	36			
Punt Returns	No	Yds	Lg			Punt Returns	No	Yds	Lg				
J. Dunn	4	62	41			KJ Sails	1	17	17				
Kickoff Returns	No	Yds	Lg			Kickoff Returns	No	Yds	Lg				
A. Cruickshank	1	23	23			Bentlee Sanders	2	39	22				
						Brock Nichols	1	19	21				
						Chris Carter	1	10	10				
Defensive Leaders						Defensive Leaders							
Total Tackles: 6 - M. Maskalunas.						Total Tackles: 15 - Patrick Macon.							
Tackles for Loss: 1.0 - Z. Baun, M. Henningsen, K. Benton, I. Green-May, J. Franklin.						Tackles for Loss: 4.0 - Patrick Macon.							
Sacks: 1.0 - Z. Baun, M. Henningsen, I. Green-May, J. Franklin.						Sacks: 1.0 - Patrick Macon, Greg Reaves, Kirk Livingstone.							
Interceptions: 1 - E. Burrell, C. Wilder.						Interceptions: None.							
PAT Blocks: None.						PAT Blocks: None.							



GAME 2: GEORGIA TECH 14, USF 10

BOBBY DODD STADIUM • ATLANTA
 SEPT. 6, 2019 • 2 P.M. • ACC NETWORK
 USF 0-2 • GEORGIA TECH 1-1

SCORING BY QUARTERS

	1	2	3	4	OT	F
USF	3	0	0	7	-	10
GA. TECH	0	14	0	0	-	14

Attendance: 46,599 Time: 3:06

First Quarter

USF - Weiss 27-yd field goal, 3:40
 Drive: 9 plays, 56 yards (3:28)
 (USF 3, Georgia Tech 0)

Second Quarter

TECH - Mason 1-yd run (King kick), 11:03
 Drive: 7 plays, 43 yards (3:02)
 (Georgia Tech 7, USF 3)

TECH - Oliver 7-yd run (King kick), 00:53
 Drive: 9 plays, 76 yards (3:19)
 (Georgia Tech 14, USF 3)

Fourth Quarter

USF - Ford 20-yd pass from McCloud (Weiss kick), 14:53
 Drive: 3 plays, 25 yards (1:23)
 (Georgia Tech 14, USF 10)

Team Statistics	USF	TECH
First Downs	11	21
Rushes-Yards	30-93	49-181
Passing Yards	169	76
Comp-Att-Int	16-25-0	14-21-1
Total Yards	262	257
Punts-Avg.	7-51.6	6-41.3
Punt Returns	3-8	5-23
Kickoff Returns	2-43	2-34
Interception Returns	1-6	0-0
Penalties-Yards	9-95	2-20
Fumbles-Lost	4-2	2-1
Sacks By	2-17	4-22
3rd Down Conversions	4-15	5-14
4th Down Conversions	2-2	0-0
Time of Possession	27:25	32:35

ATLANTA - Led by freshman backup quarterback Jordan McCloud and two straight second-half takeaways by the defense, USF nearly erased a double-digit fourth quarter deficit for the second straight year against Georgia Tech before falling, 14-10, Saturday at Bobby Dodd Stadium.

McCloud threw a 20-yard touchdown pass to Johnny Ford to help cut the deficit to 14-10 with 14:53 remaining in the game after junior cornerback KJ Sails' first interception as a Bull on a tipped pass from Patrick Macon.

On the very next drive, senior defensive end Darius Slade recovered a fumble forced by sophomore safety Nick Roberts at the USF 45. McCloud completed 4 of 5 passes for 90 yards in his impressive relief effort, including a 54-yard connection with Mitchell Wilcox that set USF up for the potential go-ahead score at the Tech 1-yard line. Jordan Cronkrite's potential go-ahead touchdown dive from the 2 was ruled short of the goal line on review. His fumble following reaching the ball out resulted in a loss of possession at the goal line with 10:03 to play.

USF looked to have stopped Tech with just over two minutes to play following a tackle by Macon on a third-and-long play, but replay officials observing from the press box called for a review on the play and ruled Macon had made helmet-to-helmet contact. The unsportsmanlike penalty resulted in a 15-yard gain and a first down, which allowed Tech to run out the clock.

KEY NOTES

- USF is now 1-1 all-time against Georgia Tech after erasing a 10-point fourth quarter deficit in a 49-38 victory over the Yellow Jackets last season in Tampa.
- Senior Mitchell Wilcox is now USF's career tight end receptions leader with 76 and set the new record on a career long 54-yard catch in the fourth quarter.

Quotable:

"We had our chances. We had the ball first-and-goal at the 1-yard line. We get a penalty, then we go backwards, then we turn it over. We had our chances, it was there for us. We've just got to convert when we have those opportunities."
 - Head coach Charlie Strong's thoughts after the close loss.

USF					
Rushing					
	Att	Yds	TD	Lg	
Blake Barnett	8	42	0	48	
Jordan Cronkrite	12	17	0	6	
Jah'Quez Evans	3	15	0	8	
Jordan McCloud	4	12	0	6	
Johnny Ford	3	7	0	10	
Passing					
	Att	Cmp	Yds	TD	Int
Blake Barnett	20	12	79	0	0
Jordan McCloud	5	4	90	1	0
Receiving					
	No	Yds	TD	Lg	
Johnny Ford	4	23	1	20	
Mitchell Wilcox	3	60	0	54	
Randall St. Felix	3	38	0	22	
Eddie McDoom	3	8	0	4	
Bryce Miller	1	19	0	19	
Terrence Horne	1	14	0	14	
Jernard Phillips	1	7	0	7	
Punting					
	No	Yds	Avg	Lg	
Trent Schneider	7	361	51.6	60	
Punt Returns					
	No	Yds	Lg		
Bentlee Sanders	3	8	8		
Kickoff Returns					
	No	Yds	Lg		
Bentlee Sanders	1	22	22		
Terrence Horne	1	21	21		

Defensive Leaders
 Total Tackles: 8 - Devin Studstill, Greg Reaves.
 Tackles for Loss: 2.5 - Kevin Keglner.
 Sacks: 1.0 - Rashawn Yates, Tyrik Jones.
 Interceptions: 1 - KJ Sails.
 PAT Blocks None.

GEORGIA TECH					
Rushing					
	Att	Yds	TD	Lg	
Jordan Mason	20	99	1	32	
Tobias Oliver	9	48	1	11	
Lucas Johnson	9	36	0	13	
James Graham	6	2	0	15	
Ahmarean Brown	1	2	0	2	
Jerry Howard Jr.	1	1	0	1	
Team	3	-7	0	0	
Passing					
	Att	Cmp	Yds	TD	Int
Lucas Johnson	17	11	45	0	1
Tobias Oliver	3	2	11	0	0
James Graham	1	1	20	0	0
Receiving					
	No	Yds	TD	Lg	
Jordan Mason	3	15	0	9	
Malachi Carter	3	6	0	5	
Ahmarean Brown	2	26	0	20	
Tyler Davis	1	11	0	11	
Dontae Smith	1	10	0	10	
Adonias Sanders	1	6	0	6	
Dylan Leonard	1	3	0	3	
Dylan Deveney	1	0	0	0	
Jerry Howard Jr.	1	-1	0	0	
Punting					
	No	Yds	Avg	Lg	
Pressley Harvin	6	248	41.3	55	
Punt Returns					
	No	Yds	Lg		
Ahmarean Brown	5	23	23		
Kickoff Returns					
	No	Yds	Lg		
Dontae Smith	1	18	18		
Tobias Oliver	1	16	16		

Defensive Leaders
 Total Tackles: 9 - Charlie Thomas.
 Tackles for Loss: 2.0 - Charlie Thomas, Tariqu Carpenter, Quez Jackson.
 Sacks: 2.0 - Charlie Thomas.
 Interceptions: None.
 PAT Blocks None.



GAME 3: USF 55, S. CAROLINA STATE 16

RAYMOND JAMES STADIUM • TAMPA, FLA.

SEPT. 14, 2019 • 6 P.M. • ESPN3

SOUTH CAROLINA STATE 2-1 • USF 1-2

SCORING BY QUARTERS

	1	2	3	4	OT	F
SC STATE	3	0	6	7	-	16
USF	7	17	17	14	-	55

Attendance: 31,368 Time: 3:17

First Quarter

SC STATE - Bredsen 25-yd field goal, 7:15
 Drive: 15 plays, 72 yards (5:43)
 (SC State 3, USF 0)

USF - Ford 42-yd pass from McCloud (Weiss kick), 5:05
 Drive: 6 plays, 75 yards (2:10)
 (USF 7, SC State 3)

Second Quarter

USF - Weiss 20-yd field goal, 14:16
 Drive: 6 plays, 32 yards (1:14)
 (USF 10, SC State 3)

USF - Wilcox 20-yd pass from McCloud (Weiss kick), 9:22
 Drive: 3 plays, 23 yards (0:32)
 (USF 17, SC State 3)

USF - McCloud 9-yd run (Weiss kick), 00:32
 Drive: 11 plays, 80 yards (3:18)
 (USF 24, SC State 3)

Third Quarter

USF - Ford 32-yd run (Weiss kick), 12:03
 Drive: 1 play, 32 yards (0:07)
 (USF 31, SC State 3)

SC STATE - James 8-yd run (Bredsen kick failed), 8:18
 Drive: 11 plays, 75 yards (3:45)
 (USF 31, SC State 9)

USF - Shrader 34-yd field goal, 3:01
 Drive: 4 plays, 7 yards (1:40)
 (USF 34, SC State 9)

USF - Wilcox 10-yd pass from McCloud (Shrader kick), 2:12
 Drive: 2 plays, 14 yards (0:38)
 (USF 41, SC State 9)

Fourth Quarter

USF - McCloud 3-yd run (Shrader kick), 14:26
 Drive: 4 plays, 56 yards (0:49)
 (USF 48, SC State 9)

SC STATE - Burroughs 34-yd pass from Fields (Bredsen kick), 9:41
 Drive: 3 plays, 41 yards (1:37)
 (USF 48, SC State 16)

USF - Horne 4-yd pass from Barnett (Shrader kick), 6:15
 Drive: 3 plays, 3 yards (1:17)
 (USF 55, SC State 16)

Team Statistics	SC STATE	USF
First Downs	21	18
Rushes-Yards	45-95	40-218
Passing Yards	283	241
Comp-Att-Int	18-42-3	18-33-0
Total Yards	378	459
Punts-Avg.	5-34.6	7-37.7
Punt Returns	3-22	2-39
Kickoff Returns	3-28	2-35
Interception Returns	0-0	3-63
Penalties-Yards	1-5	6-51
Fumbles-Lost	5-5	0-0
Sacks By	2-14	3-19
3rd Down Conversions	11-23	7-16
4th Down Conversions	1-1	0-0
Time of Possession	34:43	25:17

TAMPA - Quarterback Jordan McCloud accounted for five touchdowns in his first career start while the USF defense set program records with eight takeaways and five fumble recoveries in a 55-16 rout of South Carolina State at Raymond James Stadium on Saturday night.

Redshirt freshman McCloud completed 16 of 27 passes for 217 yards and three touchdowns. The Tampa native also rushed for two scores and 56 yards (4.7 ypc) in the second-best scoring debut by a USF freshman.

USF scored 42 points off takeaways after forcing five turnovers in its 31-point second half. Five different Bulls recovered fumbles to set the record – seniors Greg Reaves, Kirk Livingstone and Devin Studstill along with juniors KJ Sails and Tyrik Jones. Sophomore safety Nick Roberts had a 62-yard interception return and finished with five tackles.

Sophomore Johnny Ford, who moved from running back to receiver in the spring, recorded his first 100-yard receiving game with 100 yards on just four catches, including a 42-yard touchdown to start USF's scoring and a career long 52-yarder in the fourth quarter. Ford also had a 32-yard touchdown run and gained 37 yards on three carries (12.3 ypc). Senior Mitchell Wilcox set USF's new tight end career touchdown receptions record (8) with scoring catches of 20 and 10 yards during USF's 459-yard performance.

KEY NOTES

- USF set the new program record with eight takeaways (five fumble recoveries, three interceptions). The previous record of seven takeaways was set three different times (last vs. Louisville on Nov. 17, 2007).
- Jordan McCloud accounted for five touchdowns (three passing, two rushing) in the second-best scoring debut by a USF freshman. QB Marquel Blackwell accounted for six touchdowns (three rushing, three passing) against Southern Utah in 2001.

Quotable:

"I was so proud to see the way we bounced back. Losing that game last week, a game that you felt like we should have won, we didn't come away with the victory. Then we come back and win this game. Now, everything counts. Now, we've got to get ready for conference play."

- Head coach Charlie Strong

SC STATE

Rushing	Att	Yds	TD	Lg
Labron Morris	10	36	0	8
Tyrece Nick	16	32	0	12
Datron James	4	19	1	8
Jacory Benson	4	9	0	4
Travon Thomas	5	9	0	5
Omar Cummings	2	1	0	3
Team	1	0	0	0
Corey Fields	3	-11	0	2

Passing	Att	Cmp	Yds	TD	Int	Lg
Tyrece Nick	24	9	138	0	1	35
Corey Fields	18	9	145	1	2	34

Receiving	No	Yds	TD	Lg
D. Burroughs	6	108	1	34
Will Vereen	4	76	0	28
Shaquan Davis	1	35	0	35
D. Dubose	1	22	0	22
T. Dubose	1	17	0	17
Y. Washington	1	9	0	9
Datron James	1	8	0	8
Travon Thomas	1	7	0	7
D. Hamilton	1	5	0	5
Labron Morris	1	-4	0	0

Punting	No	Yds	Avg	Lg
Cliff Benjamin	5	173	34.6	39

Punt Returns	No	Yds	Lg
Juwan Moody	1	9	9
Bruce Johnson	1	6	6
D. Burroughs	1	2	2
D. Anthony	0	5	5

Kickoff Returns	No	Yds	Lg
Juwan Moody	1	15	15
D. Dubose	1	13	13
Y. Washington	1	0	0

Defensive Leaders

Total Tackles: 8 - BJ Davis.
 Tackles for Loss: 2.0 - BJ Davis.
 Sacks: 1.0 - Bruce Johnson, Tyrell Goodwin.
 Interceptions: None. Punt Blocks: 1 - Bruce Johnson.

USF

Rushing	Att	Yds	TD	Lg
Kelley Joiner	12	64	0	51
Jordan McCloud	12	56	2	31
Johnny Ford	3	37	1	32
Dave Small	1	21	0	21
Jordan Cronkrite	7	21	0	10
Kirk Rygol	2	13	0	10
Jah'Quez Evans	2	8	0	7
Team	1	-2	0	0

Passing	Att	Cmp	Yds	TD	Int	Lg
Jordan McCloud	27	16	217	3	0	52
Blake Barnett	6	2	24	1	0	20

Receiving	No	Yds	TD	Lg
Johnny Ford	4	100	1	52
Kelley Joiner	3	21	0	15
Mitchell Wilcox	2	30	2	20
Xavier Weaver	2	18	0	13
Terrence Horne	2	9	1	5
Kevin Purlett	2	7	0	4
Eddie McDoom	1	35	0	35
Jacob Mathis	1	20	0	20
Jernard Phillips	1	1	0	1

Punting	No	Yds	Avg	Lg
Trent Schneider	6	264	44.0	53
Team	1	0	0.0	0
Spencer Shrader	0	0	0.0	0

Punt Returns	No	Yds	Lg
KJ Sails	2	39	34

Kickoff Returns	No	Yds	Lg
Jah'Quez Evans	2	35	18

Defensive Leaders

Total Tackles: 6 - Andrew Mims.
 Tackles for Loss: 2.0 - Darius Slade.
 Sacks: 1.0 - Bentlee Sanders, Demareez Bellamy, Brian Norris.
 Interceptions: Nick Roberts, Brock Nichols, Vincent Davis.
 PAT Blocks None.



GAME 4: SMU 48, USF 21

RAYMOND JAMES STADIUM • TAMPA, FLA.

SEPT. 28, 2019 • 4 P.M. • ESPNU

SMU 5-0, 1-0 • USF 1-3, 0-1

SCORING BY QUARTERS

	1	2	3	4	OT	F
SMU	14	20	7	7	-	48
USF	0	0	7	14	-	21

Attendance: 28,850 Time: 3:15

First Quarter

SMU - Jones 9-yd run (Roberts kick), 9:58
Drive: 5 plays, 62 yards (1:23)
(SMU 7, USF 0)

SMU - Jones 36-yd run (Roberts kick), 1:56
Drive: 6 plays, 80 yards (1:59)
(SMU 14, USF 0)

Second Quarter

SMU - Proche 6-yd pass from Buechele (Roberts kick), 12:56
Drive: 9 plays, 80 yards (3:19)
(SMU 21, USF 0)

SMU - R. Roberson 31-yd pass from Buechele (Roberts kick), 9:22
Drive: 5 plays, 59 yards (1:09)
(SMU 28, USF 0)

SMU - Proche 19-yd pass from Buechele (Roberts kick failed), 7:30
Drive: 3 plays, 58 yards (0:44)
(SMU 34, USF 0)

Third Quarter

SMU - Buechele 10-yd run (Robledo kick), 2:30
Drive: 9 plays, 50 yards (4:10)
(SMU 41, USF 0)

USF - Mathis 24-yd pass from Barnett (Weiss kick), 00:26
Drive: 5 plays, 75 yards (2:04)
(SMU 41, USF 7)

Fourth Quarter

USF - Miller 13-yd pass from Barnett (Weiss kick), 10:40
Drive: 4 plays, 83 yards (1:12)
(SMU 41, USF 14)

SMU - Lavine 1-yd run (Robledo kick), 5:01
Drive: 10 plays, 75 yards (5:39)
(SMU 48, USF 14)

USF - Wilcox 7-yd pass from Barnett (Weiss kick), 2:57
Drive: 5 plays, 82 yards (2:04)
(SMU 48, USF 21)

Team Statistics	SMU	USF
First Downs	31	22
Rushes-Yards	48-245	33-54
Passing Yards	252	288
Comp-Att-Int	24-29-2	21-40-2
Total Yards	497	342
Punts-Avg.	5-35.4	8-39.0
Punt Returns	6-51	1-5
Kickoff Returns	2-25	6-105
Interception Returns	2-0-0	2-43-0
Penalties-Yards	12-123	12-134
Fumbles-Lost	0-0	1-0
Sacks By	10-43	0-0
3rd Down Conversions	9-17	4-16
4th Down Conversions	1-1	1-2
Time of Possession	31:48	28:12

TAMPA - The Bulls fell behind early in their conference-opening clash with SMU Saturday, but quarterback Blake Barnett jump-started the offense with three touchdown passes on three straight drives in the second half of a 48-21 loss to the unbeaten Mustangs (5-0) at Raymond James Stadium.

Barnett completed 13 of 21 passes for 222 yards, his 10th career 200-yard passing game, and the senior added 24 rushing yards in an impressive relief effort. Redshirt freshman Jordan McCloud earned his second straight start at quarterback, but was sacked six times in the first half and exited with a sprained wrist before USF (1-3) saw its three-game winning streak in conference openers snapped.

Senior tight end Mitchell Wilcox led the Bulls with 77 yards on four receptions, including a 43-yarder and a 7-yard touchdown catch late in the fourth quarter. Sophomore receiver Bryce Miller also provided a spark in the second half with a 13-yard touchdown catch from Barnett and finished with three receptions for a career-high 57 yards.

After the Bulls fell behind 41-0, junior tight end Jacob Mathis started the scoring for USF with a 24-yard touchdown catch from Barnett late in the third quarter. The Tampa native totaled a career-high 54 receiving yards after posting a career long of 30 yards on his other catch.

KEY NOTES

- USF had won its past three conference openers before dropping its first AAC game in a season for the first time since 2015. The Bulls are now 4-1 under head coach Charlie Strong following a bye.
- USF headed into the game tied for the national lead with 11 takeaways and added two more forced turnovers to the season total thanks to interceptions by Devin Studstill and Stacy Kirby.

Quotable:

"I told our coaches that's on us. We cannot allow our team to go out and we can't fall behind, 34-0. We're not good enough to get caught back up. No one is good enough to get caught back up, especially at halftime."
- Head coach Charlie Strong.

SMU						
Rushing	Att	Yds	TD	Lg		
Xavier Jones	15	155	2	36		
Shane Buechele	5	27	1	10		
T. Gipson	3	18	0	11		
Merek Pierce	6	12	0	4		
Tyler Lavine	6	12	1	6		
Ke'Mon Freeman	1	9	0	9		
TJ McDaniel	8	8	0	4		
T. Williams	2	5	0	3		
R. Rice	1	0	0	0		
TEAM	1	-1	0	0		
Passing	Att	Cmp	Yds	TD	Int	Lg
Shane Buechele	25	21	226	3	1	39
T. Gipson	2	2	26	0	0	21
Derek Green	2	1	0	0	1	0
Receiving	No	Yds	TD	Lg		
James Proche	7	96	2	39		
R. Roberson Jr.	5	46	1	31		
TJ McDaniel	3	31	0	23		
M. Gailliard	3	29	0	17		
Tyler Page	2	24	0	21		
Collin Rock	1	11	0	11		
R. Rice	1	10	0	10		
T. Williams	1	5	0	5		
CJ Sanders	1	0	0	0		
Punting	No	Yds	Avg	Lg		
Trevor Denbow	4	143	35.8	42		
Warren Scott	1	34	34.0	34		
Punt Returns	No	Yds	Lg			
James Proche	3	29	12			
CJ Sanders	3	22	21			
Kickoff Returns	No	Yds	Lg			
CJ Sanders	1	25	25			
M. Salerno	1	0	0			
Defensive Leaders						
Total Tackles:	9 - R. McBryde.					
Tackles for Loss:	2.0 - Toby Ndukwe.					
Sacks:	2.0 - Toby Ndukwe.					
Interceptions:	2 - Rodney Clemsons.					
PAT Blocks	None.					

USF						
Rushing	Att	Yds	TD	Lg		
Jordan Cronkrite	8	30	0	6		
Blake Barnett	8	24	0	20		
Trevon Sands	3	11	0	4		
Kelley Joiner	2	11	0	7		
Johnny Ford	2	1	0	1		
Jordan McCloud	9	-3	0	18		
TEAM	1	-20	0	0		
Passing	Att	Cmp	Yds	TD	Int	Lg
Blake Barnett	21	13	222	3	0	43
Jordan McCloud	19	8	66	0	2	31
Receiving	No	Yds	TD	Lg		
Johnny Ford	5	26	0	18		
Mitchell Wilcox	4	77	1	43		
Bryce Miller	3	57	1	37		
Jacob Mathis	2	54	1	30		
Jordan Cronkrite	2	41	0	31		
Kevin Purlett	1	13	0	13		
Jernard Phillips	1	7	0	7		
Kelley Joiner	1	6	0	6		
Trevon Sands	1	4	0	4		
Terrence Horne	1	3	0	3		
Punting	No	Yds	Avg	Lg		
Trent Schneider	8	312	39.0	62		
Punt Returns	No	Yds	Lg			
KJ Sails	1	5	5			
Kickoff Returns	No	Yds	Lg			
Jah'quez Evans	3	64	26			
Bentlee Sanders	1	17	17			
Johnny Ford	1	13	13			
Antonio Grier	1	11	11			
Defensive Leaders						
Total Tackles:	9 - Nick Roberts, Patrick Macon.					
Tackles for Loss:	1.0 - Patrick Macon, Kirk Livingstone, Kevin Kegler, Trey Laing, Jason Vaughn.					
Sacks:	None.					
Interceptions:	1 - Devin Studstill, Stacy Kirby.					
PAT Blocks	None.					



GAME 5: USF 48, UCONN 22

PRATT & WHITNEY STADIUM • EAST HARTFORD, CONN.
 OCT. 5, 2019 • NOON • CBS SPORTS NETWORK
 USF 2-3, 1-1 • UCONN 1-4, 0-2

SCORING BY QUARTERS

	1	2	3	4	OT	F
USF	7	20	7	14	-	48
UCONN	0	14	0	8	-	22

Attendance: 18,038 Time: 3:07

First Quarter

USF - Miller 12-yd pass from McCloud (Weiss kick), 3:22

Drive: 10 plays, 88 yards (4:02)
 (USF 7, UConn 0)

Second Quarter

USF - Sands 5-yd run (Weiss kick), 11:46

Drive: 7 plays, 85 yards (3:07)
 (USF 14, UConn 0)

UCONN - Jeffreys 25-yd pass from Beaudry (Harris kick), 6:14

Drive: 11 plays, 68 yards (5:32)
 (USF 14, UConn 7)

USF - St. Felix 13-yd pass from McCloud (Weiss kick blocked), 4:39

Drive: 4 plays, 31 yards (1:35)
 (USF 20, UConn 7)

UCONN - Mensah 18-yd run (Harris kick), 2:45

Drive: 4 plays, 74 yards (1:54)
 (USF 20, UConn 14)

USF - McCloud 26-yd run (Weiss kick), 1:47

Drive: 5 plays, 73 yards (0:58)
 (USF 27, UConn 14)

Third Quarter

USF - Miller 12-yd pass from McCloud (Weiss kick), 5:01

Drive: 11 plays, 80 yards (5:19)
 (USF 34, UConn 14)

Fourth Quarter

USF - Shrader 22-yd run (Weiss kick), 9:07

Drive: 12 plays, 89 yards (5:04)
 (USF 41, UConn 14)

UCONN - Mensah 3-yd run (Beaudry rush), 1:59

Drive: 15 plays, 70 yards (7:08)
 (USF 41, UConn 22)

USF - Dukes 33-yd pass from Rygol (Weiss kick), 00:31

Drive: 4 plays, 50 yards (1:28)
 (USF 48, UConn 22)

Team Statistics	USF	UCONN
First Downs	25	18
Rushes-Yards	42-313	37-84
Passing Yards	190	209
Comp-Att-Int	12-22-2	18-29-0
Total Yards	503	293
Punts-Avg.	3-42.0	6-39.0
Punt Returns	1-(-2)	1-17
Kickoff Returns	2-92-0	8-171-0
Interception Returns	0-0-0	2-52-0
Penalties-Yards	5-59	6-38
Fumbles-Lost	0-0	2-1
Sacks By	5-26	4-20
3rd Down Conversions	6-10	2-13
4th Down Conversions	1-1	3-4
Time of Possession	26:39	33:21

EAST HARTFORD, CONN. - Jordan Cronkrite racked up 148 of USF's season-high 313 rushing yards as the Bulls rolled to a 48-22 conference victory at UConn on Saturday.

USF generated a season-high total of 503 yards of offense and led from start to finish in its eighth straight victory over the Huskies, dating back to 2012. Saturday marked USF's first 300-yard rushing game since gaining 346 yards on the ground against the Huskies on Oct. 20, 2018.

Redshirt freshman quarterback Jordan McCloud accounted for four touchdowns in his third straight start. McCloud completed 11 of 12 passes for 157 yards and three touchdowns on top of rushing for 62 yards and another score from 26 yards out.

Making his first-ever USF start in the slot, Bryce Miller caught a pair of 12-yard touchdown passes from McCloud. Miller's first TD reception started a string of four straight scoring drives that helped the Bulls build a 27-14 halftime lead.

Cronkrite registered his first 100-yard rushing game of the season while averaging 7.4 yards per carry. Trevon Sands added seven carries for a career-high 64 yards in a performance that included his first-ever touchdown run as a Bull from 5 yards out in the second quarter.

KEY NOTES

- The 48-22 victory (26-point margin) marked the largest in the 17-game series, eclipsing the Bulls' 37-20 (17-point) win in Hartford in 2017. USF leads the series, 12-5.
- The Bulls defense held UConn to 293 total yards, its third opponent on the season held to less than 300 yards (G-Tech, 257; SC State, 283).

Quotable:

"What we wanted to do is establish the run and we were able to go run the football today."
 - Head coach Charlie Strong.

USF					
Rushing	Att	Yds	TD	Lg	
Jordan Cronkrite	20	148	0	28	
Trevon Sands	7	64	1	23	
Jordan McCloud	11	62	1	26	
Spencer Shrader	1	22	1	22	
Kelley Joiner	3	17	0	8	
Passing	Att	Cmp	Yds	TD	Lg
Jordan McCloud	21	11	157	3	37
Kirk Rygol	1	1	33	1	33
Receiving	No	Yds	TD	Lg	
Bryce Miller	3	36	2	12	
Jacob Mathis	2	43	0	37	
Xavier Weaver	2	34	0	31	
Jordan Cronkrite	2	13	0	13	
DeVontres Dukes	1	33	1	33	
Jernard Phillips	1	18	0	18	
Randall St. Felix	1	13	1	13	
Punting	No	Yds	Avg	Lg	
Trent Schneider	3	126	42.0	51	
Punt Returns	No	Yds	Lg		
KJ Sails	1	-2	0		
Kickoff Returns	No	Yds	Lg		
Bentlee Sanders	2	97	67		

Defensive Leaders
Total Tackles: 8 - Mike Hampton, Dwayne Boyles.
Tackles for Loss: 3.0 - Dwayne Boyles.
Sacks: 1.0 - Dwayne Boyles, Antonio Grier, Patrick Macon, Greg Reaves, Kelvin Pinkney.
Interceptions: None.
PAT Blocks: None.

UCONN					
Rushing	Att	Yds	TD	Lg	
Kevin Mensah	21	70	2	18	
Art Thompkins	6	36	0	11	
Cameron Ross	1	4	0	4	
Mike Beaudry	9	-26	0	4	
Passing	Att	Cmp	Yds	TD	Lg
Mike Beaudry	29	18	209	1	33
Receiving	No	Yds	TD	Lg	
Cameron Ross	7	68	0	18	
Jay Rose	3	31	0	18	
Ardell Brown	3	21	0	9	
E. Jeffreys	2	29	1	25	
Art Thompkins	1	33	0	33	
Matt Drayton	1	18	0	18	
Kevin Mensah	1	9	0	9	
Punting	No	Yds	Avg	Lg	
Luke Magliozzi	6	234	39.0	44	
Punt Returns	No	Yds	Lg		
Quayvon Skanes	1	17	17		
Kickoff Returns	No	Yds	Lg		
Art Thompkins	7	155	27		
Ryan Gilmartin	1	16	16		

Defensive Leaders
Total Tackles: 9 - Tyler Coyle.
Tackles for Loss: 1.5 - Travis Jones.
Sacks: 1.5 - Travis Jones.
Interceptions: 1 - Diamon Harrell, Abiol Olaniyan.
PAT Blocks: 1 - Caleb Thomas.



SCORING BY QUARTERS

	1	2	3	4	OT	F
BYU	3	13	7	0	-	23
USF	0	7	7	13	-	27

Attendance: 35,375 Time: 3:26

First Quarter

BYU - Oldroyd 51-yd field goal, 10:04
Drive: 11 plays, 42 yards (4:56)
(BYU 3, USF 0)

Second Quarter

BYU - Milne 35-yd pass from Hall (Oldroyd kick), 14:29
Drive: 8 plays, 74 yards (3:26)
(BYU 10, USF 0)

BYU - Oldroyd 22-yd field, 9:07
Drive: 12 plays, 63 yards (3:58)
(BYU 13, USF 0)

USF - Wilcox 39-yd pass from McCloud, 6:01
Drive: 8 plays, 86 yards (3:06)
(BYU 13, USF 7)

BYU - Oldroyd 28-yd field goal, 00:36
Drive: 14 plays, 64 yards (5:25)
(BYU 16, USF 7)

Third Quarter

USF - Cronkrite 1-yd run (Weiss kick), 9:44
Drive: 14 plays, 68 yards (5:16)
(BYU 16, USF 14)

BYU - Hall 29-yd run (Oldroyd kick), 7:50
Drive: 5 plays, 70 yards (1:54)
(BYU 23, USF 14)

Fourth Quarter

USF - McCloud 2-yd run (Weiss kick), 14:57
Drive: 4 plays, 23 yards (0:57)
(BYU 23, USF 14)

USF - Cronkrite 3-yd run (Weiss kick failed), 7:37
Drive: 9 plays, 78 yards (3:43)
(USF 27, BYU 23)

Team Statistics	BYU	USF
First Downs	26	17
Rushes-Yards	56-218	44-243
Passing Yards	221	72
Comp-Att-Int	21-33-0	7-14-1
Total Yards	439	315
Punts-Avg.	3-46.7	5-52.8
Punt Returns	2-26	2-22
Kickoff Returns	3-70-0	5-151-0
Interception Returns	1-14-0	0-0-0
Penalties-Yards	5-40	11-105
Fumbles-Lost	1-1	1-1
Sacks By	0-0	6-34
3rd Down Conversions	12-22	6-12
4th Down Conversions	0-3	0-0
Time of Possession	37:30	22:30

GAME 6: USF 27, BYU 23

RAYMOND JAMES STADIUM • TAMPA, FLA.

OCT. 12, 2019 • 3:30 P.M. • CBS SPORTS NETWORK

BYU 2-4 • USF 3-3, 1-1

TAMPA - Senior Jordan Cronkrite rushed for 158 yards and two touchdowns, including the go-ahead score with 7:37 remaining, and the USF defense finished off a thrilling 27-23 homecoming victory over BYU Saturday in Raymond James Stadium.

Clinging to a four-point lead, USF came up with consecutive fourth-down stops deep in its own territory to defeat BYU in the first-ever meeting between the programs. The Cougars' final two drives ended at the USF 5 and 20, the last ending after Devin Studstill batted down a pass in the end zone to seal the Bulls' fifth straight homecoming victory.

USF generated 243 of its 315 total yards on the ground and Cronkrite led the rushing attack with 158 yards on 26 carries (6.1 ypc) in his second-best performance as a Bull. The senior from Miami registered both his rushing touchdowns and racked up 123 yards in the second half.

Sophomore linebacker Antonio Grier set a career high with two sacks, his second coming in clutch fashion as BYU was in a third-and-10 situation from the USF 12 on the final drive. Sophomore linebacker Dwayne Boyles totaled 2.5 of USF's season high-tying 13 tackles for loss and one of the Bulls' season-high six sacks, the most since 2012. USF has tallied at least 10 tackles for loss in four straight games and has 11 sacks in the past two outings.

KEY NOTES

- This marked the first-ever meeting between USF and BYU. The next game in the home-and-home series will see USF travel to Provo, Utah on Sept. 25, 2021.
- Junior Trent Schneider broke his own USF game record for punting average (52.8).

Quotable:

This team just continues to grow and develop. As they continue to grow and develop, this could be something special."
- Head coach Charlie Strong.

BYU						USF						
Rushing						Rushing						
Jaren Hall	Att	Yds	TD	Lg		Jordan Cronkrite	Att	Yds	TD	Lg		
Lopini Katoa	11	73	0	16		Trevon Sands	10	63	0	12		
E. Esukpa	13	43	0	11		Jordan McCloud	6	23	1	7		
Sione Finau	7	27	0	12		Kelley Joiner	2	-1	0	0		
Aleva Hifo	3	4	0	5		Passing						
Baylor Romney	5	3	0	8		Jordan McCloud	Att	Cmp	Yds	TD	Int	Lg
TEAM	1	-15	0	0		Jordan McCloud	14	7	72	1	1	39
Passing						Receiving						
Jaren Hall	Att	Cmp	Yds	TD	Lg	Mitchell Wilcox	No	Yds	TD	Lg		
Baylor Romney	10	6	73	0	26	Xavier Weaver	1	8	0	8		
Receiving						Bryce Miller	1	5	0	5		
Matt Bushman	No	Yds	TD	Lg		Jacob Mathis	1	4	0	4		
Talon Shumway	4	56	0	25		Kevin Purlett	1	2	0	2		
Gunner Romney	4	47	0	22		Trevon Sands	1	1	0	1		
Aleva Hifo	3	20	0	8		Punting						
Micah Simon	3	19	0	11		Trent Schneider	No	Yds	Avg	Lg		
Dax Milne	1	35	1	35		Trent Schneider	5	264	52.8	61		
Lopini Katoa	1	0	0	0		Punt Returns						
Punting						KJ Sails	No	Yds	Lg			
Jake Oldroyd	No	Yds	Avg	Lg		KJ Sails	2	22	16			
Jake Oldroyd	3	140	46.7	54		Kickoff Returns						
Punt Returns						Bentlee Sanders	No	Yds	Lg			
Aleva Hifo	No	Yds	Lg			Bentlee Sanders	5	151	61			
Aleva Hifo	2	26	15			Defensive Leaders						
Kickoff Returns						Total Tackles: 8 - Nick Roberts, Greg Reaves.						
Lopini Katoa	No	Yds	Lg			Tackles for Loss: 2.5 - Dwayne Boyles.						
Lopini Katoa	3	70	25			Sacks: 2.0 - Antonio Grier.						
Defensive Leaders						Interceptions: None.						
Total Tackles: 8 - Payton Wilgar.						PAT Blocks: None.						
Tackles for Loss: 1.0 - Isaiah Kaufusi.												
Sacks: None.												
Interceptions: 1 - Chaz Ah You.												
PAT Blocks: None.												



SCORING BY QUARTERS

	1	2	3	4	OT	F
USF	0	3	0	0	-	3
NAVY	7	14	0	14	-	35

Attendance: 29,774 Time: 3:10

First Quarter

NAVY - Perry 67-yd run (Nichols kick), 3:56
 Drive: 8 plays, 91 yards (3:51)
 (Navy 7, USF 0)

Second Quarter

NAVY - Carothers 58-yd run (Nichols kick), 14:50
 Drive: 3 plays, 67 yards (1:01)
 (Navy 14, USF 0)

NAVY - Davis 23-yd pass from Williams (Nichols kick), 10:03
 Drive: 9 plays, 59 yards (3:53)
 (Navy 21, USF 0)

USF - Shrader 33-yd field goal, 2:43
 Drive: 4 plays, 5 yards (2:03)
 (Navy 21, USF 3)

Fourth Quarter

NAVY - Perry 21-yd run (Nichols kick), 13:03
 Drive: 8 plays, 76 yards (3:26)
 (Navy 28, USF 3)

NAVY - Maloy 26-yd run (Nichols kick), 6:50
 Drive: 10 plays, 80 yards (4:55)
 (Navy 35, USF 3)

Team Statistics	USF	NAVY
First Downs	13	23
Rushes-Yards	37-150	49-434
Passing Yards	114	23
Comp-Att-Int	15-30-1	1-4-2
Total Yards	264	457
Punts-Avg.	7-41.1	3-47.0
Punt Returns	0-0-0	4-35-0
Kickoff Returns	2-31-0	0-0-0
Interception Returns	2-22-0	1-0-0
Penalties-Yards	8-65	6-45
Fumbles-Lost	2-0	2-1
Sacks By	0-0	5-19
3rd Down Conversions	7-18	9-12
4th Down Conversions	0-1	0-0
Time of Possession	29:10	30:50

GAME 7: NAVY 35, USF 3

NAVY-MARINE CORPS MEMORIAL STADIUM • ANNAPOLIS, MD.

OCT. 19, 2019 • 3:30 P.M. • CBS SPORTS NETWORK

USF 3-4, 1-2 • NAVY 5-1, 3-1

ANNAPOLIS, Md. - USF collected three takeaways on the day but couldn't get its offense going as Navy's potent rushing attack led the Midshipmen to a 35-3 victory in Annapolis Saturday, which snapped the Bulls' two-game winning streak.

Navy rushed 59 times for 434 yards in its third straight win. Navy Quarterback Malcolm Perry had a game-high 188 rushing yards and two touchdowns while Navy's only completed pass was a 23-yard touchdown on a trick play.

USF headed into the week ranking fourth nationally in turnovers gained and increased its season takeaway total to 18. Junior cornerback KJ Sails and sophomore safety Nick Roberts intercepted passes in the second quarter. Senior defensive end Greg Reaves recovered a fumble on the first drive of the second half. But the Bulls could only convert those into three points.

Reaves finished with a season-high 12 tackles and senior linebacker Patrick Macon had a game-high 13 stops in USF's first game at Navy since 2015.

Despite turning the ball over twice in the first half, the Midshipmen used 220 rushing yards to build a 21-3 halftime lead in the first meeting between the programs since a 52-45 Bulls home victory in 2016.

KEY NOTES

- The game marked the third meeting between the programs and USF's first trip to Navy since 2015. Navy took a 2-1 series lead in its first game against the Bulls since 2016.
- USF now has 18 takeaways this season after getting interceptions from KJ Sails and Nick Roberts along with a fumble recovery by Greg Reaves. The Bulls headed into the week ranking fourth in turnovers gained.

Quotable:

"If you look at the first half, we gave up three big plays. The quarterback, we allowed him to just run up and down the field on us. Then, we couldn't move the ball on offense. When that happens to you, this is the result that you get."

- Head coach Charlie Strong.

USF						
Rushing	Att	Yds	TD	Lg		
Jordan Cronkrite	17	76	0	25		
Kelley Joiner	4	27	0	11		
Jordan McCloud	10	26	0	20		
Trevon Sands	5	25	0	10		
Kirk Rygol	1	-4	0	0		
Passing	Att	Cmp	Yds	TD	Int Lg	
Jordan McCloud	23	11	50	0	1	11
Kirk Rygol	7	4	64	0	0	28
Receiving	No	Yds	TD	Lg		
Randall St. Felix	4	22	0	9		
Bryce Miller	3	28	0	28		
Eddie McDoom	3	13	0	6		
Jacob Mathis	2	34	0	24		
Mitchell Wilcox	1	11	0	11		
Jordan Cronkrite	1	4	0	4		
Xavier Weaver	1	2	0	2		
Punting	No	Yds	Avg	Lg		
Trent Schneider	7	288	41.1	47		
Punt Returns	No	Yds	Lg			
None						
Kickoff Returns	No	Yds	Lg			
Bentlee Sanders	2	31	18			

Defensive Leaders

Total Tackles: 13 - Patrick Macon.

Tackles for Loss: 1.0 - Greg Reaves.

Sacks: None.

Interceptions: 1 - KJ Sails, Nick Roberts.

PAT Blocks: None.

NAVY						
Rushing	Att	Yds	TD	Lg		
Malcolm Perry	22	188	2	67		
Jamale Carothers	9	84	1	58		
Nelson Smith	11	52	0	10		
Tazh Maloy	4	49	1	26		
CJ Williams	5	33	0	11		
Keoni Makekau	2	12	0	7		
Mychal Cooper	1	10	0	10		
Tyreek King-El	1	5	0	5		
Isaac Ruoss	1	1	0	1		
Myles Fells	1	1	0	1		
Perry Olsen	1	1	0	1		
TEAM	1	-1	0	0		
Passing	Att	Cmp	Yds	TD	Int Lg	
Malcolm Perry	3	0	0	0	2	0
CJ Williams	1	1	23	1	0	23
Receiving	No	Yds	TD	Lg		
OJ Davis	1	23	1	23		
Punting	No	Yds	Avg	Lg		
Owen White	3	141	47.0	53		
Punt Returns	No	Yds	Lg			
Garrett Winn	4	35	17			
Kickoff Returns	No	Yds	Lg			
None						

Defensive Leaders

Total Tackles: 10 - Diego Fagot.

Tackles for Loss: 3.0 - Jacob Springer.

Sacks: 3.0 - Jacob Springer.

Interceptions: 1 - Chelen Garnes.

PAT Blocks: None.



GAME 8: USF 45, EAST CAROLINA 20

DOWDY-FICKLEN STADIUM • GREENVILLE, N.C.

OCT. 26, 2019 • 3:45 P.M. • ESPNU

USF 4-4, 2-2 • ECU 3-5, 0-4

SCORING BY QUARTERS

	1	2	3	4	OT	F
USF	14	21	3	7	-	45
ECU	7	3	0	10	-	20

Attendance: 33,088 Time: 3:15

First Quarter

ECU - Snead 100-yd kickoff return (Verity kick), 14:45 (ECU 7, USF 0)

USF - Cronkrite 5-yd run (Shrader kick), 9:50

Drive: 10 plays, 75 yards (4:55) (USF 7, ECU 7)

USF - Mathis 21-yd pass from McCloud (Shrader kick), 00:47

Drive: 5 plays, 89 yards (2:27) (USF 14, ECU 7)

Second Quarter

USF - St. Felix 18-yd pass from McCloud (Shrader kick), 7:46

Drive: 4 plays, 35 yards (1:34) (USF 21, ECU 7)

USF - Evans 34-yd run (Shrader kick), 3:51

Drive: 3 plays, 39 yards (1:12) (USF 28, ECU 7)

USF - Cronkrite 10-yd run (Shrader kick), 00:19

Drive: 8 plays, 79 yards (2:22) (USF 35, ECU 7)

ECU - Verity 33-yd field goal, 00:00

Drive: 3 plays, 49 yards (0:19) (USF 35, ECU 10)

Third Quarter

USF - Shrader 24-yd field goal, 00:37

Drive: 15 plays, 88 yards (7:11) (USF 38, ECU 10)

Fourth Quarter

USF - Horne 24-yd pass from Rygol (Shrader kick), 11:57

Drive: 6 plays, 66 yards (2:50) (USF 45, ECU 10)

ECU - Verity 34-yd field goal, 7:10

Drive: 10 plays, 58 yards (4:47) (USF 45, ECU 13)

ECU - Lewis 5-yd pass from Gagg (Verity kick), 00:45

Drive: 5 plays, 27 yards (1:15) (USF 45, ECU 20)

Team Statistics	USF	ECU
First Downs	27	22
Rushes-Yards	40-347	38-102
Passing Yards	178	222
Comp-Att-Int	16-25-0	19-29-1
Total Yards	525	324
Punts-Avg.	4-50.0	6-43.3
Punt Returns	2-24-0	1-13-0
Kickoff Returns	1-18-0	5-144-1
Interception Returns	1-48-0	0-0-0
Penalties-Yards	13-124	5-65
Fumbles-Lost	2-1	2-1
Sacks By	1-9	0-0
3rd Down Conversions	7-11	6-14
4th Down Conversions	0-0	0-1
Time of Possession	30:35	29:25

GREENVILLE, N.C. - USF scored 35 straight points in the first half and kept its foot on the gas pedal after the break in a 45-20 rout of East Carolina on Saturday that extended the Bulls' winning streak against the Pirates to five games.

USF (4-4, 2-2) has won all five road games in the series with ECU (3-5, 0-4) and remained unbeaten in Greenville after posting new season highs with 347 rushing yards and 525 total yards.

Jordan Cronkrite registered his third 100-yard rushing game in the past four outings with 129 yards and two touchdowns on 12 carries (10.8 ypc). The senior, who ran for over 1,000 yards last season, now has 511 yards (127 ypg) in the last four games. Freshman Jah'Quez Evans took advantage of USF's creative play calling on offense, rushing for a career-high 99 yards in the second quarter on six direct snaps in the wildcat.

Quarterback Jordan McCloud went 9-for-12 for 102 yards in a first half that saw the redshirt freshman throw touchdown passes to Jacob Mathis and Randall St. Felix, the latter of which set season highs with five catches for 79 yards. McCloud also rushed for 49 yards on four carries (12.3 ypc) in his sixth straight start before sitting out the second half with a minor right ankle sprain.

KEY NOTES

■ The Bulls headed into the week ranking second nationally in takeaways and now have 20 on the season after getting a fumble recovery by Devin Studstill and an interception by Greg Reaves in the first half.

■ USF is 18-1 under head coach Charlie Strong when rushing for 200 yards in a game. The Bulls had 248 rushing yards in the first half.

Quotable:

"To come on the road and get another conference win, it was really good... We ran the ball really well, rushed for over 300 yards and the offense did a great job. We ended up playing three quarterbacks, but it was just good to see them play so hard. Defensively, we were able to get the stops at the right time."

- Head coach Charlie Strong.

USF						
Rushing	Att	Yds	TD	Lg		
Jordan Cronkrite	12	129	2	39		
Jah'Quez Evans	6	99	1	53		
Jordan McCloud	4	49	0	30		
Kirk Rygol	4	31	0	13		
Kelley Joiner	6	22	0	6		
Trevon Sands	8	17	0	7		
Passing	Att	Cmp	Yds	TD	Int	Lg
Jordan McCloud	12	9	102	2	0	21
Kirk Rygol	12	6	74	1	0	30
Jah'Quez Evans	1	1	2	0	0	2
Receiving	No	Yds	TD	Lg		
Randall St. Felix	5	79	1	30		
Jacob Mathis	4	40	1	21		
Mitchell Wilcox	2	13	0	11		
Stanley Clerveaux	2	8	0	6		
Terrence Horne	1	24	1	24		
Jordan Cronkrite	1	19	0	19		
Trevon Sands	1	-5	0	0		
Punting	No	Yds	Avg	Lg		
Trent Schneider	4	200	50.0	62		
Punt Returns	No	Yds	Lg			
KJ Sails	2	24	24			
Kickoff Returns	No	Yds	Lg			
Bentlee Sanders	1	18	18			

Defensive Leaders

Total Tackles: 9 - Nick Roberts, Bentlee Sanders, Devin Studstill.

Tackles for Loss: 1.5 - KJ Sails, Kirk Livingstone.

Sacks: 1.0 - Nick Roberts.

Interceptions: 1 - Greg Reaves.

PAT Blocks: None.

ECU						
Rushing	Att	Yds	TD	Lg		
D. Mauney	13	50	0	18		
T. Christian	9	30	0	11		
T. Williams	8	14	0	5		
B. Gagg	1	11	0	11		
J. Hatfield	2	4	0	4		
H. Ahlers	5	-3	0	5		
Passing	Att	Cmp	Yds	TD	Int	Lg
H. Ahlers	28	18	217	0	1	32
B. Gagg	1	1	5	1	0	5
Receiving	No	Yds	TD	Lg		
T. Snead	6	69	0	24		
C.J. Johnson	5	85	0	32		
B. Proehl	3	34	0	14		
J. Hatfield	1	14	0	14		
D. Farrier	1	12	0	12		
Z. Byrd	1	5	0	5		
J. Lewis	1	5	1	5		
T. Williams	1	-2	0	0		
Punting	No	Yds	Avg	Lg		
J. Young	6	260	43.3	48		
Punt Returns	No	Yds	Lg			
T. Snead	1	13	13			
Kickoff Returns	No	Yds	Lg			
T. Snead	4	140	100			

Defensive Leaders

Total Tackles: 7 - D. Robinson, A. Turner, X. Smith.

Tackles for Loss: 3.5 - A. Turner.

Sacks: None.

Interceptions: None.

PAT Blocks: None.



SCORING BY QUARTERS

	1	2	3	4	OT	F
TEMPLE	0	7	7	3	-	17
USF	0	0	7	0	-	7

Attendance: 26,214 Time: 2:53

Second Quarter

TEMPLE - Yeboah 1-yd pass from Centeio (Mobley kick), 1:29
Drive: 9 plays, 80 yards (3:46)
(Temple 7, USF 0)

Third Quarter

TEMPLE - Franklin 39-yd fumble recovery (Mobley kick), 4:45
(Temple 14, USF 0)

USF - Miller 14-yd pass from McCloud (Shrader kick), 1:01
Drive: 7 plays, 90 yards (3:44)
(Temple 14, USF 7)

Fourth Quarter

TEMPLE - Mobley 44-yd field goal, 14:04
Drive: 6 plays, 48 yards (1:57)
(Temple 17, USF 7)

Team Statistics	TEMPLE	USF
First Downs	16	20
Rushes-Yards	39-153	37-61
Passing Yards	167	225
Comp-Att-Int	17-23-1	23-38-0
Total Yards	320	286
Punts-Avg.	4-41.5	5-40.0
Punt Returns	1-1-0	0-0-0
Kickoff Returns	1-23-0	2-12-0
Interception Returns	0-0-0	1-5-0
Penalties-Yards	7-75	2-15
Fumbles-Lost	2-0	2-2
Sacks By	9-60	3-22
3rd Down Conversions	5-14	10-19
4th Down Conversions	1-3	1-3
Time of Possession	27:04	32:56

GAME 9: TEMPLE 17, USF 7

RAYMOND JAMES STADIUM • TAMPA, FLA.

NOV. 7, 2019 • 8 P.M. • ESPN

TEMPLE 6-3, 3-2 • USF 4-5, 2-3

TEMPLE - Despite a solid performance by a Bulls defense that gave up just 10 points, USF couldn't keep rolling on offense in a 17-7 loss to Temple in Thursday's nationally televised conference clash at Raymond James Stadium.

USF kept Temple scoreless for most of the first half and totaled its 21st takeaway of the season with an interception by Bentlee Sanders on the opening drive of the third quarter with the Owls clinging to a 7-0 lead. Sanders added a sack on a night in which USF totaled eight tackles for loss, forced four punts and two turnovers on downs.

USF cut its deficit to 14-7 with a 14-yard touchdown reception by sophomore Bryce Miller late in the third quarter. Two turnovers and a key drop slowed the Bulls' progress on offense after they put up 525 yards and 45 points the last time out at East Carolina on Oct. 26.

Redshirt freshman quarterback Jordan McCloud completed 23 of 38 passes for a career-high 225 yards and a touchdown in his seventh straight start. Senior tight end Mitchell Wilcox set up USF's lone touchdown with a 25-yard catch and had a team-best 55 yards on a season-high five receptions.

KEY NOTES

■ USF has totaled at least one takeaway in all nine games this season after sophomore cornerback Bentlee Sanders kept the streak going with an interception in the third quarter. USF now has 21 takeaways this season, matching last season's entire total. The Bulls were tied for second nationally in takeaways heading into the week.

■ USF lost at home for only the eighth time in the past 30 games. The Bulls are now 4-2 coming off a bye under head coach Charlie Strong.

Quotable:

"When the opportunity's there, you have to take advantage of it, and we didn't take advantage of it. Playing against a good football team, you can't go out there and make mistakes - every mistake cost us."

- Head coach Charlie Strong.

TEMPLE					
Rushing	Att	Yds	TD	Lg	
Jager Gardner	25	133	0	57	
Tayvon Ruley	6	29	0	12	
Todd Centeio	4	3	0	7	
TEAM	1	-1	-0	0	
Anthony Russo	3	-11	0	3	
Passing	Att	Cmp	Yds	TD	Int
Anthony Russo	21	15	164	0	1
Todd Centeio	2	2	3	1	0
Receiving	No	Yds	TD	Lg	
Jadan Blue	11	121	0	36	
Jose Barbon	3	17	0	7	
Branden Mack	1	21	0	21	
Tayvon Ruley	1	7	0	7	
Kenny Yeboah	1	1	1	1	
Punting	No	Yds	Avg	Lg	
Adam Barry	4	166	41.5	44	
Punt Returns	No	Yds	Lg		
Isaiah Wright	1	1	1		
Kickoff Returns	No	Yds	Lg		
C. Braswell	1	23	23		

Defensive Leaders

Total Tackles: 6 - Quincy Roche, Audley Isaacs.

Tackles for Loss: 3.5 - Quincy Roche.

Sacks: 3.5 - Quincy Roche.

Interceptions: None.

PAT Blocks: None.

USF					
Rushing	Att	Yds	TD	Lg	
Jordan Cronkrite	8	21	0	7	
Trevon Sands	7	17	0	6	
Kelley Joiner	2	14	0	12	
Eddie McDoom	1	10	0	10	
Xavier Weaver	1	4	0	4	
Jordan McCloud	18	-5	0	18	
Passing	Att	Cmp	Yds	TD	Int
Jordan McCloud	38	23	225	1	0
Receiving	No	Yds	TD	Lg	
Mitchell Wilcox	5	55	0	25	
Bryce Miller	4	44	1	19	
Jordan Cronkrite	4	37	0	13	
Xavier Weaver	2	47	0	40	
Randall St. Felix	2	9	0	5	
Terrence Horne	2	5	0	6	
Trevon Sands	1	15	0	15	
Stanley Clerveaux	1	5	0	5	
DeVontres Dukes	1	5	0	5	
Kelley Joiner	1	3	0	3	
Punting	No	Yds	Avg	Lg	
Trent Schneider	5	200	40.0	58	
Punt Returns	No	Yds	Lg		
None.					
Kickoff Returns	No	Yds	Lg		
Bentlee Sanders	2	12	10		

Defensive Leaders

Total Tackles: 9 - Patrick Macon.

Tackles for Loss: 2.0 - Bentlee Sanders.

Sacks: 1.0 - Dwayne Boyles, Bentlee Sanders, Darius Slade.

Interceptions: 1 - Bentlee Sanders.

PAT Blocks: None.



GAME 10: NO. 17 CINCINNATI 20, USF 17

RAYMOND JAMES STADIUM • TAMPA, FLA.

NOV. 16, 2019 • 7 P.M. • CBS SPORTS NETWORK

CINCINNATI 9-1, 6-0 • USF 4-6, 2-4

SCORING BY QUARTERS

	1	2	3	4	OT	F
CINCINNATI	0	0	10	10	-	20
USF	7	3	7	0	-	17

Attendance: 29,112 Time: 3:29

First Quarter

USF - Sands 4-yd run (Shrader kick), 10:25
Drive: 5 plays, 71 yards (1:47)
(USF 7, Cincinnati 0)

Second Quarter

USF - Shrader 28-yd field goal, 9:24
Drive: 13 plays, 85 yards (5:25)
(USF 10, Cincinnati 0)

Third Quarter

CINCINNATI - Doaks 1-yd run (Crosa kick), 9:50
Drive: 10 plays, 56 yards (3:55)
(USF 10, Cincinnati 7)

USF - Wilcox 4-yd pass from McCloud (Shrader kick), 7:12

Drive: 7 plays, 75 yards (2:38)
(USF 17, Cincinnati 7)

CINCINNATI - Crosa 41-yd field goal, 3:47

Drive: 8 plays, 25 yards (3:25)
(USF 17, Cincinnati 10)

Fourth Quarter

CINCINNATI - Warren 2-yd run (Crosa kick), 14:26
Drive: 5 plays, 65 yards (2:00)
(USF 17, Cincinnati 17)

CINCINNATI - Crosa 37-yd field goal, 00:00

Drive: 11 plays, 60 yards (2:07)
(Cincinnati 20, USF 17)

Team Statistics	CIN	USF
First Downs	15	18
Rushes-Yards	48-200	47-171
Passing Yards	78	267
Comp-Att-Int	9-18-0	18-27-0
Total Yards	278	438
Punts-Avg.	8-40.4	5-40.8
Punt Returns	3-26-0	2-12-0
Kickoff Returns	4-96-0	1-11-0
Interception Returns	0-0-0	0-0-0
Penalties-Yards	10-62	6-55
Fumbles-Lost	2-1	2-1
Sacks By	1-12	4-22
3rd Down Conversions	4-14	8-17
4th Down Conversions	0-0	0-0
Time of Possession	28:04	31:56

TAMPA - USF gave No. 17 Cincinnati all it could handle in a heartbreaking 20-17 loss that went to the final second Saturday night at Raymond James Stadium.

Following the Bulls' missed chance at a go-ahead field goal from 33 yards out with 2:07 to play, Sam Crosa made a 37-yard kick as time expired to earn the Bearcats (9-1, 6-0) at least a share of The American's East Division title.

USF took a 10-0 lead into halftime and held a 17-10 advantage early in the fourth quarter. The Bulls' bid for their first win over a ranked opponent since 2016 was hampered by four missed field goals from 50, 53, 43 and 33 yards out.

Cincinnati, which came to Tampa averaging 32.7 points, was shut out in the first half for just the second time this season and was outgained by the Bulls by a 438-278 margin. Sophomore linebacker Antonio Grier Jr. led USF's valiant defensive effort with a career-high 10 tackles, including two of USF's eight tackles for loss and one of the team's four sacks as the Bulls forced eight punts and gained a takeaway for the 10th straight game.

KEY NOTES

■ Senior Jordan Cronkrite moved up to eighth on USF's career rushing list with 1,808 yards after leading the Bulls with 78 rushing yards against Cincinnati. Senior tight end Mitchell Wilcox caught his fifth touchdown pass of the season in the third quarter and now has 11 career TD receptions, tying him for eighth on USF's all-time list with current Green Bay Packer Marquez Valdes-Scantling.

■ USF has totaled at least one takeaway in all 10 games this season after getting a fumble recovery from junior DT Kevin Kegler in the second quarter. The Bulls headed into the week ranking third nationally with 21 takeaways.

Quotable:

"This one hurts and it hurts because you saw a great team effort tonight, just the way our guys came out and the energy they had, and just the way they played from start to finish. We had our opportunities, and it's tough because of the opportunities that we had. There's no blame for anyone."

- Head coach Charlie Strong.

CINCINNATI						
Rushing	Att	Yds	TD	Lg		
Michael Warren	26	134	1	35		
Gerrid Doaks	10	48	1	11		
Desmond Ridder	12	18	0	20		
Passing	Att	Cmp	Yds	TD	Int	Lg
Desmond Ridder	18	9	78	0	0	30
Receiving	No	Yds	TD	Lg		
Michael Warren	2	30	0	30		
Malick Mbodj	2	22	0	11		
Gerrid Doaks	2	16	0	9		
Josiah Deguara	2	10	0	6		
J. Jackson	1	0	0	0		
Punting	No	Yds	Avg	Lg		
James Smith	8	323	40.4	47		
Punt Returns	No	Yds	Lg			
R. Montgomery	3	26	15			
Kickoff Returns	No	Yds	Lg			
Tre Tucker	4	96	43			

Defensive Leaders
Total Tackles: 9 - Bryan Wright, Ja'Von Hicks.
Tackles for Loss: 1.5 - Perry Young.
Sacks: 1.0 - Bryan Wright.
Interceptions: None.
PAT Blocks: None.
Punt Blocks: 1 - Wilson Huber.

USF						
Rushing	Att	Yds	TD	Lg		
Jordan Cronkrite	20	78	0	8		
Kelley Joiner	13	72	0	14		
Jordan McCloud	10	13	0	8		
Trevon Sands	4	8	1	4		
Passing	Att	Cmp	Yds	TD	Int	Lg
Jordan McCloud	27	18	267	1	0	55
Receiving	No	Yds	TD	Lg		
Mitchell Wilcox	5	29	1	8		
Eddie McDoom	3	53	0	41		
Randall St. Felix	2	70	0	55		
Xavier Weaver	2	39	0	37		
Bryce Miller	2	23	0	19		
Jordan Cronkrite	2	-3	0	1		
Kelley Joiner	1	49	0	49		
Jacob Mathis	1	7	0	7		
Punting	No	Yds	Avg	Lg		
Trent Schneider	4	189	47.2	60		
TEAM	1	15	15.0	15		
Punt Returns	No	Yds	Lg			
KJ Sails	2	12	12			
Kickoff Returns	No	Yds	Lg			
Xavier Weaver	1	11	11			

Defensive Leaders
Total Tackles: 10 - Antonio Grier.
Tackles for Loss: 2.0 - Antonio Grier, Nick Roberts.
Sacks: 1.0 - Antonio Grier, Nick Roberts, Kirk Livingstone, Darius Slade.
Interceptions: None.
PAT Blocks: None.



GAME 11: NO. 18 MEMPHIS 49, USF 10

RAYMOND JAMES STADIUM • TAMPA, FLA.

NOV. 23, 2019 • 4 P.M. • ESPNU

MEMPHIS 10-1, 6-1 • USF 4-7, 2-5

SCORING BY QUARTERS

	1	2	3	4	OT	F
MEMPHIS	7	21	14	7	-	49
USF	10	0	0	0	-	10

Attendance: 25,136 Time: 3:20

First Quarter

USF - Small 1-yd run (Weiss kick), 11:18
Drive: 6 plays, 75 yards (3:18)
(USF 7, Memphis 0)

MEMPHIS - Taylor 3-yd run (Patterson kick), 5:01
Drive: 10 plays, 66 yards (3:40)
(USF 7, Memphis 7)

USF - Weiss 37-yd field goal, 00:36
Drive: 4 plays, 3 yards (0:44)
(USF 10, Memphis 7)

Second Quarter

MEMPHIS - Taylor 5-yd run (Patterson kick), 7:50
Drive: 11 plays, 74 yards (3:44)
(Memphis 14, USF 10)

MEMPHIS - Jones 50-yd pass from White (Patterson kick), 2:04
Drive: 8 plays, 66 yards (3:52)
(Memphis 21, USF 10)

MEMPHIS - Coxie 23-yd pass from White (Patterson kick), 00:05
Drive: 10 plays, 73 yards (1:29)
(Memphis 28, USF 10)

Third Quarter

MEMPHIS - Gibson 18-yd run (Patterson kick), 6:58
Drive: 4 plays, 50 yards (1:39)
(Memphis 35, USF 10)

MEMPHIS - Taylor 10-yd run (3:06)
Drive: 7 plays, 57 yards (3:00)
(Memphis 42, USF 10)

Fourth Quarter

MEMPHIS - Adair 22-yd run (Patterson kick), 11:57
Drive: 8 plays, 55 yards (4:22)
(Memphis 49, USF 10)

Team Statistics	MEMPHIS	USF
First Downs	31	5
Rushes-Yards	58-325	31-126
Passing Yards	235	44
Comp-Att-Int	19-31-2	6-19-0
Total Yards	560	170
Punts-Avg.	4-44.8	9-51.6
Punt Returns	6-77-0	1-0-0
Kickoff Returns	1-10-0	1-21-0
Interception Returns	0-0-0	2-92-0
Penalties-Yards	4-30	10-60
Fumbles-Lost	1-0	0-0
Sacks By	4-26	1-11
3rd Down Conversions	9-16	3-15
4th Down Conversions	2-2	0-1
Time of Possession	38:12	21:48

TAMPA - Freshman Kelley Joiner Jr. registered his first career 100-yard rushing game as injury-riddled USF dropped a 49-10 decision to No. 18 Memphis in the Bulls' 2019 home finale at Raymond James Stadium on Saturday.

Joiner shined in his first career start in place of injured senior Jordan Cronkrite, rushing for 115 yards on 13 carries (8.8 ypc) against the red-hot Tigers (10-1, 6-1). Joiner had 101 yards on eight attempts by halftime after the program honored 17 seniors who have been a part of four straight bowl game appearances and the winningest four-year stretch in USF history (36-15, 70.5%, from 2015-18).

USF took a 10-7 lead into the second quarter despite being without numerous key players due to injuries, including Cronkrite, fellow senior back Trevon Sands, senior linebacker Patrick Macon and junior defensive tackle Kelvin Pinkney. Starting sophomore left tackle Donovan Jennings returned from an injury but was in and out of action.

Joiner exploded out of the gates with his 101-yard first half, but a 21-point second quarter helped Memphis take a 28-10 lead into the break.

KEY NOTES

■ USF headed into the week tied for third nationally in takeaways and now has 24 on the season after tallying two more against Memphis. Junior KJ Sails and freshman Daquan Evans both hauled in picks during the first half on passes from Brady White, who came into the game with only five interceptions on the season.

■ Trent Schneider averaged 51.6 yards on nine punts, his third top-three program mark on the year, and set USF's single-game punting yardage record (464).

Quotable:

"The thing about (Joiner), he's so small and quick, but he's fast enough where he can run away from people. I'm just very pleased to see his performance. You look at tonight, he's a freshman and played well. (Daquan Evans) got the interception, he's a freshman. You have so much young talent out there on that field."

- Head coach Charlie Strong.

MEMPHIS						
Rushing	Att	Yds	TD	Lg		
K. Gainwell	14	128	0	34		
Patrick Taylor	17	95	3	21		
Antonio Gibson	3	31	1	18		
Connor Adair	1	22	0	22		
R. Clark	5	21	0	8		
M. Quinn	4	18	0	7		
M. Weaver	2	13	0	8		
Kylan Watkins	2	11	0	6		
C. Austin III	1	7	0	7		
Brady White	5	4	0	5		
Tim Taylor	2	2	0	3		
T. Samuel	1	1	0	1		
Team	1	-28	0	0		
Passing	Att	Cmp	Yds	TD	Int	Lg
Brady White	28	18	222	2	2	50
Connor Adair	3	1	13	0	0	13
Receiving	No	Yds	TD	Lg		
K. Jones	6	99	1	50		
Damonte Coxie	5	69	1	23		
Antonio Gibson	4	22	0	13		
Patrick Taylor	1	20	0	20		
C. Austin III	1	13	0	13		
K. Gainwell	1	9	0	9		
T. Washington	1	3	0	3		
Punting	No	Yds	Avg	Lg		
Adam Williams	4	179	44.8	50		
Punt Returns	No	Yds	Lg			
T. Samuel	6	77	21			
Kickoff Returns	No	Yds	Lg			
Keith Brown	1	10	10			

Defensive Leaders

Total Tackles: 6 - Q. Johnson.
Tackles for Loss: 2.0 - Joseph Dorceus.
Sacks: 1.0 - E. Cunningham, Rodney Owens, Austin Hall.
Interceptions: None.
PAT Blocks: None.

USF						
Rushing	Att	Yds	TD	Lg		
Kelley Joiner Jr.	13	115	0	47		
Dave Small	4	14	1	5		
Jah'Quez Evans	5	10	0	4		
Oduwayo Seriki	1	3	0	3		
Jordan McCloud	6	-5	0	7		
Kirk Rygol	2	-11	0	0		
Passing	Att	Cmp	Yds	TD	Int	Lg
Jordan McCloud	14	5	45	0	0	32
Kirk Rygol	4	1	-1	0	0	0
Jah'Quez Evans	1	0	0	0	0	0
Receiving	No	Yds	TD	Lg		
Eddie McDoom	2	40	0	32		
Randall St. Felix	2	9	0	6		
Kelley Joiner Jr.	1	-1	0	0		
Mitchell Wilcox	1	-4	0	0		
Punting	No	Yds	Avg	Lg		
Trent Schneider	9	464	51.6	65		
Punt Returns	No	Yds	Lg			
KJ Sails	1	0	0			
Kickoff Returns	No	Yds	Lg			
Bentlee Sanders	1	21	21			

Defensive Leaders

Total Tackles: 13 - Andrew Mims.
Tackles for Loss: 2.0 - Dwayne Boyles.
Sacks: 1.0 - Andrew Mims.
Interceptions: 1 - KJ Sails, Daquan Evans.
PAT Blocks: None.

The Automated ScoreBook
 USF Overall Team Statistics (as of Nov 23, 2019)
 All games

Team Statistics	USF	OPP
SCORING	243	313
Points Per Game	22.1	28.5
Points Off Turnovers	76	42
FIRST DOWNS	185	246
Rushing	96	137
Passing	76	83
Penalty	13	26
RUSHING YARDAGE	1802	2271
Yards gained rushing	2119	2639
Yards lost rushing	317	368
Rushing Attempts	404	520
Average Per Rush	4.5	4.4
Average Per Game	163.8	206.5
TDs Rushing	14	25
PASSING YARDAGE	1919	1967
Comp-Att-Int	168-306-8	179-285-12
Average Per Pass	6.3	6.9
Average Per Catch	11.4	11.0
Average Per Game	174.5	178.8
TDs Passing	18	13
TOTAL OFFENSE	3721	4238
Total Plays	710	805
Average Per Play	5.2	5.3
Average Per Game	338.3	385.3
KICK RETURNS: #-Yards	28-587	30-624
PUNT RETURNS: #-Yards	15-125	36-353
INT RETURNS: #-Yards	12-279	8-82
KICK RETURN AVERAGE	21.0	20.8
PUNT RETURN AVERAGE	8.3	9.8
INT RETURN AVERAGE	23.2	10.2
FUMBLES-LOST	18-8	20-12
PENALTIES-Yards	91-808	62-543
Average Per Game	73.5	49.4
PUNTS-Yards	68-3037	55-2245
Average Per Punt	44.7	40.8
Net punt average	37.4	37.5
KICKOFFS-Yards	50-2799	58-3503
Average Per Kick	56.0	60.4
Net kick average	35.5	39.5
TIME OF POSSESSION/Game	27:24	32:36
3RD-DOWN Conversions	65/163	78/172
3rd-Down Pct	40%	45%
4TH-DOWN Conversions	5/12	9/16
4th-Down Pct	42%	56%
SACKS BY-Yards	28-180	43-246
MISC YARDS	0	0
TOUCHDOWNS SCORED	32	41
FIELD GOALS-ATTEMPTS	7-14	9-12
ON-SIDE KICKS	0-0	0-1
RED-ZONE SCORES	(30-37) 81%	(26-39) 67%
RED-ZONE TOUCHDOWNS	(23-37) 62%	(20-39) 51%
PAT-ATTEMPTS	(30-32) 94%	(38-40) 95%
ATTENDANCE	222759	127499
Games/Avg Per Game	7/31823	4/31875
Neutral Site Games		0/0

Score by Quarters	1st	2nd	3rd	4th	OT	Total
USF	48	71	55	69	0	243
Opponents	48	127	65	73	0	313

The Automated ScoreBook
 USF Overall Individual Statistics (as of Nov 23, 2019)
 All games

Rushing	gp-gs	att	gain	loss	net	avg	td	lg	avg/g
CRONKRITE, J	10-9	136	695	8	687	5.1	4	41	68.7
JOINER, Kelley	10-1	58	351	10	341	5.9	0	51	34.1
McCLOUD, Jordan	11-9	93	425	180	245	2.6	4	31	22.3
SANDS, Trevon	8-1	49	218	11	207	4.2	2	23	25.9
EVANS, Jah'Quez	8-0	16	136	4	132	8.2	1	53	16.5
BARNETT, Blake	5-3	23	127	64	63	2.7	0	48	12.6
FORD, Johnny	5-2	8	48	3	45	5.6	1	32	9.0
SMALL, Dave	7-0	5	35	0	35	7.0	1	21	5.0
RYGOL, Kirk	5-0	9	44	15	29	3.2	0	13	5.8
SHRADER, S	11-0	2	23	0	23	11.5	1	22	2.1
McDOOM, Eddie	11-8	1	10	0	10	10.0	0	10	0.9
WEAVER, Xavier	11-0	1	4	0	4	4.0	0	4	0.4
SERIKI, Odunayo	8-0	1	3	0	3	3.0	0	3	0.4
TEAM	3-0	2	0	22	-22	-11.0	0	0	-7.3
Total	11	404	2119	317	1802	4.5	14	53	163.8
Opponents	11	520	2639	368	2271	4.4	25	67	206.5

Passing	gp-gs	effic	comp-att-int	pct	yds	td	lg	avg/g
McCLOUD, Jordan	11-9	124.58	115-203-6	56.7	1313	12	55	119.4
BARNETT, Blake	5-3	111.24	40-77-2	51.9	434	4	43	86.8
RYGOL, Kirk	5-0	137.00	12-24-0	50.0	170	2	33	34.0
EVANS, Jah'Quez	8-0	58.40	1-2-0	50.0	2	0	2	0.2
Total	11	121.76	168-306-8	54.9	1919	18	55	174.5
Opponents	11	127.41	179-285-12	62.8	1967	13	50	178.8

Receiving	gp-gs	no.	yds	avg	td	lg	avg/g
WILCOX, Mitch	11-11	26	334	12.8	5	54	30.4
ST. FELIX, R	11-11	22	261	11.9	2	55	23.7
MILLER, Bryce	11-7	20	228	11.4	4	37	20.7
CRONKRITE, J	10-9	15	134	8.9	0	31	13.4
MATHIS, Jacob	9-0	13	202	15.5	2	37	22.4
FORD, Johnny	5-2	13	149	11.5	2	52	29.8
McDOOM, Eddie	11-8	12	149	12.4	0	41	13.5
WEAVER, Xavier	11-0	11	154	14.0	0	40	14.0
JOINER, Kelley	10-1	7	78	11.1	0	49	7.8
HORNE, Terrence	9-1	7	55	7.9	2	24	6.1
PHILLIPS, J	10-4	5	45	9.0	0	18	4.5
PURLETT, Kevin	7-0	5	37	7.4	0	15	5.3
SANDS, Trevon	8-1	5	28	5.6	0	15	3.5
DUKES, DeVontre	11-0	3	51	17.0	1	33	4.6
CLERVEAUX, Stan	11-0	3	13	4.3	0	6	1.2
ATKINS, Sean	2-0	1	1	1.0	0	1	0.5
Total	11	168	1919	11.4	18	55	174.5
Opponents	11	179	1967	11.0	13	50	178.8

Punt Returns	no.	yds	avg	td	lg
SAILS, KJ	12	117	9.8	0	34
SANDERS, B	3	8	2.7	0	8
Total	15	125	8.3	0	34
Opponents	36	353	9.8	0	41

Interceptions	no.	yds	avg	td	lg
SAILS, KJ	3	68	22.7	0	40
ROBERTS, Nick	2	62	31.0	0	62
STUDSTILL, D	1	40	40.0	0	40
NICHOLS, Brock	1	0	0.0	0	0
SANDERS, B	1	5	5.0	0	5
EVANS, Daquan	1	52	52.0	0	52
KIRBY, Stacy	1	3	3.0	0	3
REAVES, Greg	1	48	48.0	0	48
DAVIS, Vincent	1	1	1.0	0	1
Total	12	279	23.2	0	62
Opponents	8	82	10.2	0	50

Kick Returns	no.	yds	avg	td	lg
SANDERS, B	17	403	23.7	0	67
EVANS, Jah'Quez	5	99	19.8	0	26
FORD, Johnny	1	13	13.0	0	13
NICHOLS, Brock	1	19	19.0	0	21
WEAVER, Xavier	1	11	11.0	0	11
GRIER, Antonio	1	11	11.0	0	11
CARTER, Chris	1	10	10.0	0	10
HORNE, Terrence	1	21	21.0	0	21
Total	28	587	21.0	0	67
Opponents	30	624	20.8	1	100

Fumble Returns	no.	yds	avg	td	lg
SAILS, KJ	2	9	4.5	0	7
JONES, Tyrik	1	20	20.0	0	20
STUDSTILL, D	1	0	0.0	0	0
LIVINGSTONE, K	1	0	0.0	0	0
REAVES, Greg	1	0	0.0	0	0
DAVIS, Vincent	1	0	0.0	0	0
KEGLER, Kevin	1	0	0.0	0	0
Total	8	29	3.6	0	20
Opponents	6	59	9.8	2	39

The Automated ScoreBook
 USF Overall Individual Statistics (as of Nov 23, 2019)
 All games

Scoring	td	fg	PAT				dpx	saf	pts	Total Offense						
			kick	rush	rcv	pass				g	plays	rush	pass	total	avg/g	
SHRADER, S	1	4-9	12-12	-	-	-	-	-	30	McCLOUD, Jordan	11	296	245	1313	1558	141.6
WILCOX, Mitch	5	-	-	-	-	-	-	-	30	CRONKRITE, J	10	136	687	0	687	68.7
WEISS, Coby	-	3-5	18-20	-	-	-	-	-	27	BARNETT, Blake	5	100	63	434	497	99.4
MILLER, Bryce	4	-	-	-	-	-	-	-	24	JOINER, Kelley	10	58	341	0	341	34.1
McCLOUD, Jordan	4	-	-	-	-	-	-	-	24	SANDS, Trevon	8	49	207	0	207	25.9
CRONKRITE, J	4	-	-	-	-	-	-	-	24	RYGOL, Kirk	5	33	29	170	199	39.8
FORD, Johnny	3	-	-	-	-	-	-	-	18	EVANS, Jah'Quez	8	18	132	2	134	16.8
MATHIS, Jacob	2	-	-	-	-	-	-	-	12	FORD, Johnny	5	8	45	0	45	9.0
SANDS, Trevon	2	-	-	-	-	-	-	-	12	SMALL, Dave	7	5	35	0	35	5.0
HORNE, Terrence	2	-	-	-	-	-	-	-	12	SHRADER, S	11	2	23	0	23	2.1
ST. FELIX, R	2	-	-	-	-	-	-	-	12	McDOOM, Eddie	11	1	10	0	10	0.9
EVANS, Jah'Quez	1	-	-	-	-	-	-	-	6	WEAVER, Xavier	11	1	4	0	4	0.4
SMALL, Dave	1	-	-	-	-	-	-	-	6	SERIKI, Odunayo	8	1	3	0	3	0.4
DUKES, DeVontre	1	-	-	-	-	-	-	-	6	TEAM	3	2	-22	0	-22	-7.3
Total	32	7-14	30-32	-	-	-	-	-	243	Total	11	710	1802	1919	3721	338.3
Opponents	41	9-12	38-40	1-1	-	-	-	-	313	Opponents	11	805	2271	1967	4238	385.3

Field Goals	fg	pct.	01-19	20-29	30-39	40-49	50-99	lg	blk	Punting	no.	yds	avg	lg	tb	fc	i20	50+	blk
WEISS, Coby	3-5	60.0	0-0	2-2	1-1	0-2	0-0	37	0	SCHNEIDER, T	65	2986	45.9	65	7	8	13	23	1
SHRADER, S	4-9	44.4	0-0	2-2	2-4	0-1	0-2	34	0	TEAM	2	15	7.5	15	0	0	0	0	0
										SHRADER, S	1	36	36.0	36	0	0	0	0	1
FG Sequence	USF									Total	68	3037	44.7	65	7	8	13	23	2
Wisconsin	43									Opponents	55	2245	40.8	59	3	14	19	6	0
Georgia Tech	(27)									Kickoffs									
South Carolina State	(20),(34)									SHRADER, S	49	2734	55.8	15	0				
SMU	-									SCHNEIDER, T	1	65	65.0	1	0				
UConn	-									Total	50	2799	56.0	16	0	20.8	35.5	29	
BYU	-									Opponents	58	3503	60.4	25	3	21.0	39.5	25	
Navy	(33),33																		
East Carolina	(24)																		
Temple	-																		
Cincinnati	50,(28),53,43,33																		
Memphis	(37),43																		

Numbers in (parentheses) indicate field goal was made.

The Automated ScoreBook
 USF Overall Individual Statistics (as of Nov 23, 2019)
 All games

All Purpose	g	rush	rcv	pr	kr	ir	total	avg/g
CRONKRITE, J	10	687	134	0	0	0	821	82.1
JOINER, Kelley	10	341	78	0	0	0	419	41.9
SANDERS, B	11	0	0	8	403	5	416	37.8
WILCOX, Mitch	11	0	334	0	0	0	334	30.4
ST. FELIX, R	11	0	261	0	0	0	261	23.7
McCLOUD, Jord	11	245	0	0	0	0	245	22.3
SANDS, Trevon	8	207	28	0	0	0	235	29.4
EVANS, Jah'Qu	8	132	0	0	99	0	231	28.9
MILLER, Bryce	11	0	228	0	0	0	228	20.7
FORD, Johnny	5	45	149	0	13	0	207	41.4
MATHIS, Jacob	9	0	202	0	0	0	202	22.4
SAILS, KJ	11	0	0	117	0	68	185	16.8
WEAVER, Xavie	11	4	154	0	11	0	169	15.4
McDOOM, Eddi	11	10	149	0	0	0	159	14.5
HORNE, Terren	9	0	55	0	21	0	76	8.4
BARNETT, Blak	5	63	0	0	0	0	63	12.6
ROBERTS, Nick	11	0	0	0	0	62	62	5.6
EVANS, Daquan	11	0	0	0	0	52	52	4.7
DUKES, DeVont	11	0	51	0	0	0	51	4.6
REAVES, Greg	11	0	0	0	0	48	48	4.4
PHILLIPS, J	10	0	45	0	0	0	45	4.5
STUDSTILL, D	11	0	0	0	0	40	40	3.6
PURLETT, Kevi	7	0	37	0	0	0	37	5.3
SMALL, Dave	7	35	0	0	0	0	35	5.0
RYGOL, Kirk	5	29	0	0	0	0	29	5.8
SHRADER, S	11	23	0	0	0	0	23	2.1
NICHOLS, Brock	11	0	0	0	19	0	19	1.7
CLERVEAUX, St	11	0	13	0	0	0	13	1.2
GRIER, Antonio	11	0	0	0	11	0	11	1.0
CARTER, Chris	10	0	0	0	10	0	10	1.0
SERIKI, Odunay	8	3	0	0	0	0	3	0.4
KIRBY, Stacy	7	0	0	0	0	3	3	0.4
DAVIS, Vincent	10	0	0	0	0	1	1	0.1
ATKINS, Sean	2	0	1	0	0	0	1	0.5
TEAM	3	-22	0	0	0	0	-22	-7.3
Total	11	1802	1919	125	587	279	4712	428.4
Opponents	11	2271	1967	353	624	82	5297	481.5

The Automated ScoreBook
 USF Overall Defensive Statistics (as of Nov 23, 2019)
 All games

##	Defensive Leaders	gp-gs	Tackles				tfl/yds	Sacks no-yds	Pass defense			Fumbles		blkd	
			ua	a	tot				int-yds	brup	qbh	rcv-yds	ff	kick	saf
1B	BOYLES, Dwayne	11-9	41	27	68	12.5-45	3.0-25	.	2	1	
55	MACON, Patrick	10-8	39	28	67	8.0-24	2.0-14	.	1	.	.	2	.	.	
8	STUDSTILL, D	11-11	41	24	65	4.0-7	.	1-40	3	.	2-0	.	.	.	
2R	ROBERTS, Nick	11-10	42	19	61	5.0-29	2.0-16	2-62	4	.	.	1	.	.	
4	REAVES, Greg	11-11	32	24	56	9.0-31	3.0-16	1-48	2	2	2-0	.	.	.	
44	GRIER, Antonio	11-5	26	21	47	7.5-32	4.0-28	.	1	1	.	1	.	.	
7	HAMPTON, Mike	11-11	40	7	47	2.0-4	.	.	4	
2S	SANDERS, B	11-8	31	9	40	4.5-20	2.0-14	1-5	3	.	.	2	.	.	
9	SAILS, KJ	11-11	31	8	39	2.5-6	.	3-68	5	.	2-9	1	.	.	
6	LIVINGSTONE, K	11-11	21	13	34	10.0-31	3.0-15	.	.	3	2-0	1	.	.	
42	SLADE, Darius	11-4	19	12	31	4.5-14	2.0-6	.	.	1	1-0	1	.	.	
59	MIMS, Andrew	8-0	22	7	29	3.0-13	1.0-11	1	.	.	
3	DAVIS, Vincent	10-1	17	6	23	1.0-1	.	1-1	.	.	1-0	.	.	.	
98	GREEN, Blake	10-4	10	11	21	1.0-1	
41	BELLAMY, D	10-1	15	4	19	1.0-1	1.0-1	.	.	2	.	1	.	.	
29	NORRIS, Brian	9-0	10	6	16	1.0-12	1.0-12	1	.	.	
40	VAUGHN, Jason	10-0	9	4	13	3.0-7	
16	NICHOLS, Brock	11-0	9	4	13	.	.	1-0	
91	YATES, Rashawn	11-5	6	7	13	3.5-10	2.0-6	
93	BARBER, Tyrone	9-0	5	8	13	2.0-5	
96	PINKNEY, Kelvin	9-3	5	8	13	2.0-3	1.0-2	.	.	1	
22	LaPOINTE, Mekhi	8-0	8	4	12	.	.	.	1	
90	KEGLER, Kevin	8-5	7	4	11	4.5-7	1-0	.	.	.	
25	BOWMAN, Eugene	10-0	9	.	9	
1D	EVANS, Daquan	11-0	8	1	9	.	.	1-52	
45	GRANT, Darrien	9-0	3	5	8	1.0-3	.	.	.	1	
56	JONES, Tyrik	6-0	5	1	6	1.0-14	1.0-14	.	.	.	1-20	.	.	.	
58	LAING, Trey	3-0	3	3	6	1.0-1	
51	KIRBY, Stacy	7-0	2	3	5	0.5-1	.	1-3	
18	DUKES, DeVontre	11-0	3	1	4	
1R	ROLAND, Zion	6-0	1	2	3	
87	LLOYD, Fred	10-0	1	2	3	
28	SANDS, Trevon	8-1	2	1	3	
46	THAXTON, Ryan	2-0	.	3	3	
2	CRONKRITE, J	10-9	2	.	2	
89	WILCOX, Mitch	11-11	2	.	2	
88	CARTER, Chris	10-0	2	.	2	
19	MILLER, Bryce	11-7	1	1	2	
49	DENEEN, Ian	10-0	.	2	2	
92	WALLER, John	4-0	2	.	2	
35	STEPHENS, J	3-0	2	.	2	1.0-1	
97	WILLIAMS, Armon	3-0	1	1	2	
21	BURNETT, M	4-0	2	.	2	
12	McCLOUD, Jordan	11-9	1	.	1	
3S	SHAW, Trent	3-0	1	.	1	
2D	SMALL, Dave	7-0	1	.	1	
32	SHRADER, S	11-0	1	.	1	
47	GRAY, T	8-1	1	.	1	
48	BEARDALL, A	1-0	1	.	1	
30	30	1-0	1	.	1	
Total		11	544	291	835	96-323	28-180	12-279	26	12	12-29	12	.	.	
Opponents		11	447	212	659	76-325	43-246	8-82	23	11	8-59	11	3	.	

The Automated ScoreBook
USF Team Game-by-Game (as of Nov 23, 2019)
All games

TEAM STATISTICS

Date	Opponent	Rushing				Receiving				Passing				Kick Returns				Punt Returns				tot off		
		no.	yds	td	lg	no.	yds	td	lg	cmp	att	int	yds	td	lg	no.	yds	td	lg	no.	yds		td	lg
Aug 30	WISCONSIN	23	26	0	19	16	131	0	15	16	33	2	131	0	15	4	68	0	22	1	17	0	17	157
Sep 06	at Georgia Tech	30	93	0	48	16	169	1	54	16	25	0	169	1	54	2	43	0	22	3	8	0	8	262
Sep 14	SOUTH CAROLINA STATE	40	218	3	51	18	241	4	52	18	33	0	241	4	52	2	35	0	18	2	39	0	34	459
Sep 28	SMU	33	54	0	20	21	288	3	43	21	40	2	288	3	43	6	105	0	26	1	5	0	5	342
Oct 05	at UConn	42	313	3	28	12	190	4	37	12	22	2	190	4	37	2	92	0	67	1	-2	0	0	503
Oct 12	BYU	44	243	3	41	7	72	1	39	7	14	1	72	1	39	5	151	0	61	2	22	0	16	315
Oct 19	at Navy	37	150	0	25	15	114	0	28	15	30	1	114	0	28	2	31	0	18	0	0	0	0	264
Oct 26	at East Carolina	40	347	3	53	16	178	3	30	16	25	0	178	3	30	1	18	0	18	2	24	0	24	525
Nov 07	TEMPLE	37	61	0	18	23	225	1	40	23	38	0	225	1	40	2	12	0	10	0	0	0	0	286
Nov 16	CINCINNATI	47	171	1	14	18	267	1	55	18	27	0	267	1	55	1	11	0	11	2	12	0	12	438
Nov 23	MEMPHIS	31	126	1	47	6	44	0	32	6	19	0	44	0	32	1	21	0	21	1	0	0	0	170
Opponents		404	1802	14	53	168	1919	18	55	168	306	8	1919	18	55	28	587	0	67	15	125	0	34	3721
Opponents		520	2271	25	67	179	1967	13	50	179	285	12	1967	13	50	30	624	1	100	36	353	0	41	4238

Games: 11 • Avg/rush: 4.5 • Avg/catch: 11.4 • Pass effic: 121.76 • KR avg: 21.0 • PR avg: 8.3 • All purpose avg/game: 428.4 • Total offense avg/gm: 338.3

Date	Opponent	Tackles				tfl-yds	Sacks		Fumble		Pass Defense			blkd kick	PAT Attempts			off		pts		
		ua	a	total	ua		a	ff	fr-yds	int-yds	qbh	brup	kick		rush	rcv	saf	t/o				
Aug 30	WISCONSIN	47	31	78	11.0	34	3.0	20	1	1-7	0-0	3	0	0	0-0	0	0	0	0	0	0	0
Sep 06	at Georgia Tech	55	20	75	13.0	37	2.0	17	1	1-0	1-6	0	3	0	1-1	0	0	0	0	7	10	
Sep 14	SOUTH CAROLINA STA	47	22	69	9.0	36	3.0	19	4	5-22	3-63	1	5	0	7-7	0	0	0	0	42	55	
Sep 28	SMU	59	18	77	6.0	12	0.0	0	0	0-0	2-43	1	0	0	3-3	0	0	0	0	0	21	
Oct 05	at UConn	42	38	80	10.0	36	5.0	26	2	1-0	0-0	4	4	0	6-7	0	0	0	0	0	48	
Oct 12	BYU	69	14	83	13.0	48	6.0	34	0	1-0	0-0	1	2	0	3-4	0	0	0	0	7	27	
Oct 19	at Navy	34	44	78	2.0	2	0.0	0	0	1-0	2-22	0	0	0	0-0	0	0	0	0	3	3	
Oct 26	at East Carolina	41	40	81	9.0	31	1.0	9	2	1-0	1-48	1	4	0	6-6	0	0	0	0	14	45	
Nov 07	TEMPLE	39	26	65	8.0	34	3.0	22	0	0-0	1-5	0	1	0	1-1	0	0	0	0	0	7	
Nov 16	CINCINNATI	47	22	69	8.0	32	4.0	22	2	1-0	0-0	0	5	0	2-2	0	0	0	0	0	17	
Nov 23	MEMPHIS	64	16	80	7.0	21	1.0	11	0	0-0	2-92	1	2	0	1-1	0	0	0	0	3	10	
Opponents		544	291	835	96.0	323	28.0	180	12	12-29	12-279	12	26	0	30-32	0	0	0	0	76	243	
Opponents		447	212	659	76.0	325	43.0	246	11	8-59	8-82	11	23	3	38-40	1	0	0	0	42	313	

Date	Opponent	Punting										Field Goals			Kickoffs				
		no.	yds	avg	long	blkd	tb	fc	50+	i20	md-att	long	blkd	no.	yds	avg	tb	ob	
Aug 30	WISCONSIN	8	354	44.2	55	0	1	1	3	1	0-1	0	0	1	65	65.0	0	0	
Sep 06	at Georgia Tech	7	361	51.6	60	0	1	0	5	2	1-1	27	0	3	150	50.0	0	0	
Sep 14	SOUTH CAROLINA STA	7	264	37.7	53	1	1	1	1	3	2-2	34	0	10	610	61.0	7	0	
Sep 28	SMU	8	312	39.0	62	0	0	1	1	1	0-0	0	0	4	198	49.5	2	0	
Oct 05	at UConn	3	126	42.0	51	0	0	2	1	0	0-0	0	0	8	406	50.8	0	0	
Oct 12	BYU	5	264	52.8	61	0	1	1	4	1	0-0	0	0	5	306	61.2	2	0	
Oct 19	at Navy	7	288	41.1	47	0	0	0	0	2	1-2	33	0	2	95	47.5	1	0	
Oct 26	at East Carolina	4	200	50.0	62	0	2	0	2	0	1-1	24	0	8	480	60.0	3	0	
Nov 07	TEMPLE	5	200	40.0	58	0	1	1	1	2	0-0	0	0	2	123	61.5	1	0	
Nov 16	CINCINNATI	5	204	40.8	60	1	0	0	1	0	1-5	28	0	4	246	61.5	0	0	
Nov 23	MEMPHIS	9	464	51.6	65	0	0	1	4	1	1-2	37	0	3	120	40.0	0	0	
Opponents		68	3037	44.7	65	2	7	8	23	13	7-14	37	0	50	2799	56.0	16	0	
Opponents		55	2245	40.8	59	0	3	14	6	19	9-12	51	0	58	3503	60.4	25	3	

The Automated ScoreBook
 USF Opponent Game-by-Game (as of Nov 23, 2019)
 All games

OPPONENT STATISTICS

Date	Opponent	Rushing				Receiving				Passing				Kick Returns				Punt Returns				tot off
		no.	yds	td	lg	no.	yds	td	lg	cmp	att	int	yds	td	lg	no.	yds	td	lg	no.	yds	
Aug 30	WISCONSIN	43	234	4	38	19	201	2	36	19-26-0	201	2	36	1	23	0	23	4	62	0	41	435
Sep 06	at Georgia Tech	49	181	2	32	14	76	0	20	14-21-1	76	0	20	2	34	0	18	5	23	0	23	257
Sep 14	SOUTH CAROLINA STATE	45	95	1	12	18	283	1	35	18-42-3	283	1	35	3	28	0	15	3	22	0	9	378
Sep 28	SMU	48	245	4	36	24	252	3	39	24-29-2	252	3	39	2	25	0	25	6	51	0	21	497
Oct 05	at UConn	37	84	2	18	18	209	1	33	18-29-0	209	1	33	8	171	0	27	1	17	0	17	293
Oct 12	BYU	56	218	1	32	21	221	1	35	21-33-0	221	1	35	3	70	0	25	2	26	0	15	439
Oct 19	at Navy	59	434	4	67	1	23	1	23	1-4-2	23	1	23	0	0	0	0	4	35	0	17	457
Oct 26	at East Carolina	38	102	0	18	19	222	1	32	19-29-1	222	1	32	5	144	1	100	1	13	0	13	324
Nov 07	TEMPLE	39	153	0	57	17	167	1	36	17-23-1	167	1	36	1	23	0	23	1	1	0	0	320
Nov 16	CINCINNATI	48	200	2	35	9	78	0	30	9-18-0	78	0	30	4	96	0	43	3	26	0	15	278
Nov 23	MEMPHIS	58	325	5	34	19	235	2	50	19-31-2	235	2	50	1	10	0	10	6	77	0	21	560
		520	2271	25	67	179	1967	13	50	179-285-12	1967	13	50	30	624	1	100	36	353	0	41	4238
USF		404	1802	14	53	168	1919	18	55	168-306-8	1919	18	55	28	587	0	67	15	125	0	34	3721

Games: 11 • Avg/rush: 4.4 • Avg/catch: 11.0 • Pass effic: 127.41 • KR avg: 20.8 • PR avg: 9.8 • All purpose avg/game: 481.5 • Total offense avg/gm: 385.3

Date	Opponent	Tackles				Sacks	Fumble		Pass Defense			blkd kick	PAT Attempts			off		pts
		ua	a	total	tfl-yds		no-yds	ff	fr-yds	int-yds	qbh		brup	kick	rush	rcv	saf	
Aug 30	WISCONSIN	35	14	49	5.0-33	4.0-30	4	1-16	2-16	2	1	0	7-7	0	0	0	14	49
Sep 06	at Georgia Tech	41	8	49	9.0-31	4.0-22	2	2-3	0-0	2	4	0	2-2	0	0	0	0	14
Sep 14	SOUTH CAROLINA STA	46	14	60	10.0-31	2.0-14	0	0-0	0-0	0	3	1	1-2	0	0	0	0	16
Sep 28	SMU	49	14	63	13.0-52	10.0-43	0	0-0	2-0	0	2	0	6-7	0	0	0	14	48
Oct 05	at UConn	28	36	64	4.0-20	4.0-20	0	0-0	2-52	3	2	1	2-2	1	0	0	0	22
Oct 12	BYU	41	20	61	1.0-1	0.0-0	0	1-1	1-14	0	0	0	2-2	0	0	0	0	23
Oct 19	at Navy	28	44	72	5.0-19	5.0-19	1	0-0	1-0	1	5	0	5-5	0	0	0	0	35
Oct 26	at East Carolina	34	38	72	6.0-16	0.0-0	1	1-0	0-0	1	1	0	2-2	0	0	0	7	20
Nov 07	TEMPLE	56	6	62	10.0-64	9.0-60	2	2-39	0-0	0	3	0	2-2	0	0	0	7	17
Nov 16	CINCINNATI	59	6	65	6.0-24	1.0-12	1	1-0	0-0	0	0	1	2-2	0	0	0	0	20
Nov 23	MEMPHIS	30	12	42	7.0-34	4.0-26	0	0-0	0-0	2	2	0	7-7	0	0	0	0	49
		447	212	659	76.0-325	43.0-246	11	8-59	8-82	11	23	3	38-40	1	0	0	42	313
USF		544	291	835	96.0-323	28.0-180	12	12-29	12-279	12	26	0	30-32	0	0	0	76	243

Date	Opponent	Punting									Field Goals			Kickoffs				
		no.	yds	avg	long	blkd	tb	fc	50+	i20	md-att	long	blkd	no.	yds	avg	tb	ob
Aug 30	WISCONSIN	5	204	40.8	59	0	0	1	1	3	0-1	0	0	8	491	61.4	4	0
Sep 06	at Georgia Tech	6	248	41.3	55	0	0	0	2	4	0-1	0	0	3	155	51.7	0	0
Sep 14	SOUTH CAROLINA STA	5	173	34.6	39	0	0	1	0	0	1-1	25	0	4	227	56.8	1	1
Sep 28	SMU	5	177	35.4	42	0	0	0	0	1	0-0	0	0	8	475	59.4	2	0
Oct 05	at UConn	6	234	39.0	44	0	2	2	0	2	0-0	0	0	3	191	63.7	1	0
Oct 12	BYU	3	140	46.7	54	0	0	1	1	1	3-4	51	0	6	368	61.3	1	0
Oct 19	at Navy	3	141	47.0	53	0	0	1	1	1	0-0	0	0	6	347	57.8	2	1
Oct 26	at East Carolina	6	260	43.3	48	0	1	2	0	0	2-2	34	0	4	249	62.2	2	1
Nov 07	TEMPLE	4	166	41.5	44	0	0	2	0	2	1-1	44	0	4	255	63.8	2	0
Nov 16	CINCINNATI	8	323	40.4	47	0	0	2	0	3	2-2	41	0	4	230	57.5	3	0
Nov 23	MEMPHIS	4	179	44.8	50	0	0	2	1	2	0-0	0	0	8	515	64.4	7	0
		55	2245	40.8	59	0	3	14	6	19	9-12	51	0	58	3503	60.4	25	3
USF		68	3037	44.7	65	2	7	8	23	13	7-14	37	0	50	2799	56.0	16	0

The Automated ScoreBook
USF Game Superlatives (as of Nov 23, 2019)
All games

INDIVIDUAL GAME HIGHS

Rushes	26	CRONKRITE, J vs BYU (Oct 12, 2019)
Yards Rushing	158	CRONKRITE, J vs BYU (Oct 12, 2019)
TD Rushes	2	McCLOUD, Jordan vs South Carolina State (Sep 14, 2019)
	2	CRONKRITE, J vs BYU (Oct 12, 2019)
	2	CRONKRITE, J at East Carolina (Oct 26, 2019)
Long Rush	53	EVANS, Jah'Quez at East Carolina (Oct 26, 2019)
Pass attempts	38	McCLOUD, Jordan vs Temple (Nov 07, 2019)
Pass completions	23	McCLOUD, Jordan vs Temple (Nov 07, 2019)
Yards Passing	267	McCLOUD, Jordan vs Cincinnati (Nov 16, 2019)
TD Passes	3	McCLOUD, Jordan vs South Carolina State (Sep 14, 2019)
	3	BARNETT, Blake vs SMU (Sep 28, 2019)
	3	McCLOUD, Jordan at UConn (Oct 05, 2019)
Long Pass	55	McCLOUD, Jordan vs Cincinnati (Nov 16, 2019)
Receptions	5	FORD, Johnny vs SMU (Sep 28, 2019)
	5	ST. FELIX, R at East Carolina (Oct 26, 2019)
	5	WILCOX, Mitch vs Temple (Nov 07, 2019)
	5	WILCOX, Mitch vs Cincinnati (Nov 16, 2019)
Yards Receiving	100	FORD, Johnny vs South Carolina State (Sep 14, 2019)
TD Receptions	2	WILCOX, Mitch vs South Carolina State (Sep 14, 2019)
	2	MILLER, Bryce at UConn (Oct 05, 2019)
Long Reception	55	ST. FELIX, R vs Cincinnati (Nov 16, 2019)
Field Goals	1	WEISS, Coby at Georgia Tech (Sep 06, 2019)
	1	WEISS, Coby vs South Carolina State (Sep 14, 2019)
	1	SHRADER, S vs South Carolina State (Sep 14, 2019)
	1	SHRADER, S at Navy (Oct 19, 2019)
	1	SHRADER, S at East Carolina (Oct 26, 2019)
	1	SHRADER, S vs Cincinnati (Nov 16, 2019)
	1	WEISS, Coby vs Memphis (Nov 23, 2019)
Long Field Goal	37	WEISS, Coby vs Memphis (Nov 23, 2019)
Punts	9	SCHNEIDER, T vs Memphis (Nov 23, 2019)
Punting Avg	52.8	SCHNEIDER, T vs BYU (Oct 12, 2019)
Long Punt	65	SCHNEIDER, T vs Memphis (Nov 23, 2019)
Punts inside 20	3	SCHNEIDER, T vs South Carolina State (Sep 14, 2019)
Long Punt Return	34	SAILS, KJ vs South Carolina State (Sep 14, 2019)
Long Kickoff Return	67	SANDERS, B at UConn (Oct 05, 2019)
Tackles	15	MACON, Patrick vs Wisconsin (Aug 30, 2019)
Sacks	2.0	GRIER, Antonio vs BYU (Oct 12, 2019)
Tackles For Loss	4.0	MACON, Patrick vs Wisconsin (Aug 30, 2019)
Interceptions	1	SAILS, KJ at Georgia Tech (Sep 06, 2019)
	1	ROBERTS, Nick vs South Carolina State (Sep 14, 2019)
	1	DAVIS, Vincent vs South Carolina State (Sep 14, 2019)
	1	NICHOLS, Brock vs South Carolina State (Sep 14, 2019)
	1	STUDSTILL, D vs SMU (Sep 28, 2019)
	1	KIRBY, Stacy vs SMU (Sep 28, 2019)
	1	ROBERTS, Nick at Navy (Oct 19, 2019)
	1	SAILS, KJ at Navy (Oct 19, 2019)
	1	REAVES, Greg at East Carolina (Oct 26, 2019)
	1	SANDERS, B vs Temple (Nov 07, 2019)
	1	EVANS, Daquan vs Memphis (Nov 23, 2019)
	1	SAILS, KJ vs Memphis (Nov 23, 2019)

The Automated ScoreBook
 USF Game Superlatives (as of Nov 23, 2019)
 All games

TEAM GAME HIGHS

Rushes	47	vs Cincinnati (Nov 16, 2019)
Yards Rushing	347	at East Carolina (Oct 26, 2019)
Yards Per Rush	8.7	at East Carolina (Oct 26, 2019)
TD Rushes	3	vs South Carolina State (Sep 14, 2019)
	3	at UConn (Oct 05, 2019)
	3	vs BYU (Oct 12, 2019)
	3	at East Carolina (Oct 26, 2019)
Pass attempts	40	vs SMU (Sep 28, 2019)
Pass completions	23	vs Temple (Nov 07, 2019)
Yards Passing	288	vs SMU (Sep 28, 2019)
Yards Per Pass	9.9	vs Cincinnati (Nov 16, 2019)
TD Passes	4	vs South Carolina State (Sep 14, 2019)
	4	at UConn (Oct 05, 2019)
Total Plays	75	vs Temple (Nov 07, 2019)
Total Offense	525	at East Carolina (Oct 26, 2019)
Yards Per Play	8.1	at East Carolina (Oct 26, 2019)
Points	55	vs South Carolina State (Sep 14, 2019)
Sacks By	6	vs BYU (Oct 12, 2019)
First Downs	27	at East Carolina (Oct 26, 2019)
Penalties	13	at East Carolina (Oct 26, 2019)
Penalty Yards	134	vs SMU (Sep 28, 2019)
Turnovers	3	vs Wisconsin (Aug 30, 2019)
Interceptions By	3	vs South Carolina State (Sep 14, 2019)
Punts	9	vs Memphis (Nov 23, 2019)
Punting Avg	52.8	vs BYU (Oct 12, 2019)
Long Punt	65	vs Memphis (Nov 23, 2019)
Punts inside 20	3	vs South Carolina State (Sep 14, 2019)
Long Punt Return	34	vs South Carolina State (Sep 14, 2019)

The Automated ScoreBook
 USF Game Superlatives (as of Nov 23, 2019)
 All games

OPPONENT INDIVIDUAL GAME HIGHS

Rushes	26	WARREN, Michael, vs Cincinnati (Nov 16, 2019)
Yards Rushing	188	PERRY, Malcolm, at Navy (Oct 19, 2019)
TD Rushes	3	TAYLOR, Patrick, vs Memphis (Nov 23, 2019)
Long Rush	67	PERRY, Malcolm, at Navy (Oct 19, 2019)
Pass attempts	29	BEAUDRY, Mike, at UConn (Oct 05, 2019)
Pass completions	21	BUECHELE, Shane, vs SMU (Sep 28, 2019)
Yards Passing	226	BUECHELE, Shane, vs SMU (Sep 28, 2019)
TD Passes	3	BUECHELE, Shane, vs SMU (Sep 28, 2019)
Long Pass	50	WHITE, Brady, vs Memphis (Nov 23, 2019)
Receptions	11	BLUE, Jadan, vs Temple (Nov 07, 2019)
Yards Receiving	121	BLUE, Jadan, vs Temple (Nov 07, 2019)
TD Receptions	2	Taylor, J., vs Wisconsin (Aug 30, 2019)
	2	PROCHE, James, vs SMU (Sep 28, 2019)
Long Reception	50	JONES, K, vs Memphis (Nov 23, 2019)
Field Goals	3	OLDROYD, Jake, vs BYU (Oct 12, 2019)
Long Field Goal	51	OLDROYD, Jake, vs BYU (Oct 12, 2019)
Punts	8	SMITH, James, vs Cincinnati (Nov 16, 2019)
Punting Avg	47.0	WHITE, Owen, at Navy (Oct 19, 2019)
Long Punt	59	Lotti, Anthony, vs Wisconsin (Aug 30, 2019)
Punts inside 20	4	Harvin, P., at Georgia Tech (Sep 06, 2019)
Long Punt Return	41	Dunn, Jack, vs Wisconsin (Aug 30, 2019)
Long Kickoff Return	100	SNEAD, Tyler, at East Carolina (Oct 26, 2019)
Tackles	10	FAGOT, Diego, at Navy (Oct 19, 2019)
Sacks	3.5	ROCHE, Quincy, vs Temple (Nov 07, 2019)
Tackles For Loss	3.5	TURNER, Alex, at East Carolina (Oct 26, 2019)
	3.5	ROCHE, Quincy, vs Temple (Nov 07, 2019)
Interceptions	2	CLEMONS, Rodney, vs SMU (Sep 28, 2019)

The Automated ScoreBook
 USF Game Superlatives (as of Nov 23, 2019)
 All games

OPPONENT TEAM GAME HIGHS

Rushes	59	at Navy (Oct 19, 2019)
Yards Rushing	434	at Navy (Oct 19, 2019)
Yards Per Rush	7.4	at Navy (Oct 19, 2019)
TD Rushes	5	vs Memphis (Nov 23, 2019)
Pass attempts	42	vs South Carolina State (Sep 14, 2019)
Pass completions	24	vs SMU (Sep 28, 2019)
Yards Passing	283	vs South Carolina State (Sep 14, 2019)
Yards Per Pass	8.7	vs SMU (Sep 28, 2019)
TD Passes	3	vs SMU (Sep 28, 2019)
Total Plays	89	vs BYU (Oct 12, 2019)
	89	vs Memphis (Nov 23, 2019)
Total Offense	560	vs Memphis (Nov 23, 2019)
Yards Per Play	7.3	at Navy (Oct 19, 2019)
Points	49	vs Wisconsin (Aug 30, 2019)
	49	vs Memphis (Nov 23, 2019)
Sacks By	10	vs SMU (Sep 28, 2019)
First Downs	31	vs SMU (Sep 28, 2019)
	31	vs Memphis (Nov 23, 2019)
Penalties	12	vs SMU (Sep 28, 2019)
Penalty Yards	123	vs SMU (Sep 28, 2019)
Turnovers	8	vs South Carolina State (Sep 14, 2019)
Interceptions By	2	vs Wisconsin (Aug 30, 2019)
	2	vs SMU (Sep 28, 2019)
	2	at UConn (Oct 05, 2019)
Punts	8	vs Cincinnati (Nov 16, 2019)
Punting Avg	47.0	at Navy (Oct 19, 2019)
Long Punt	59	vs Wisconsin (Aug 30, 2019)
Punts inside 20	4	at Georgia Tech (Sep 06, 2019)
Long Punt Return	41	vs Wisconsin (Aug 30, 2019)

The Automated ScoreBook
USF Red-Zone Results (as of Nov 23, 2019)
All games

USF Inside Opponent Red-Zone

Date	Opponent	Score	Times In RZ	Times Scored	Total Pts	Rush TDs	Pass TDs	FGs Made	Failed to score inside RZ						
									FGA	Down	Int	Fumb	Half	Game	
Aug 30, 2019	WISCONSIN	L 0-49	1	0	0	0	0	0	1	0	0	0	0	0	0
Sep 06, 2019	at Georgia Tech	L 10-14	3	2	10	1	0	1	0	0	0	1	0	0	0
Sep 14, 2019	SOUTH CAROLINA STATE	W 55-16	8	7	41	5	2	3	0	0	0	0	0	1	0
Sep 28, 2019	SMU	L 21-48	3	2	14	2	0	2	0	0	1	0	0	0	0
Oct 05, 2019	at UConn	W 48-22	5	5	34	5	2	3	0	0	0	0	0	0	0
Oct 12, 2019	BYU	W 27-23	3	3	20	3	3	0	0	0	0	0	0	0	0
Oct 19, 2019	at Navy	L 3-35	2	1	3	0	0	0	1	1	0	0	0	0	0
Oct 26, 2019	at East Carolina	W 45-20	4	4	24	3	2	1	1	0	0	0	0	0	0
Nov 07, 2019	TEMPLE	L 7-17	1	1	7	1	0	1	0	0	0	0	0	0	0
Nov 16, 2019	CINCINNATI	L 17-20	5	3	17	2	1	1	1	2	0	0	0	0	0
Nov 23, 2019	MEMPHIS	L 10-49	2	2	10	1	1	0	1	0	0	0	0	0	0
Totals			37	30	180	23	11	12	7	4	0	1	1	1	0
30 of 37 (81.1%)															

Opponents Inside USF Red-Zone

Date	Opponent	Score	Times In RZ	Times Scored	Total Pts	Rush TDs	Pass TDs	FGs Made	Failed to score inside RZ						
									FGA	Down	Int	Fumb	Half	Game	
Aug 30, 2019	WISCONSIN	L 0-49	3	2	14	2	1	1	0	1	0	0	0	0	0
Sep 06, 2019	at Georgia Tech	L 10-14	2	2	14	2	2	0	0	0	0	0	0	0	0
Sep 14, 2019	SOUTH CAROLINA STATE	W 55-16	4	2	9	1	1	0	1	0	0	1	1	0	0
Sep 28, 2019	SMU	L 21-48	5	5	34	5	3	2	0	0	0	0	0	0	0
Oct 05, 2019	at UConn	W 48-22	3	2	15	2	2	0	0	0	1	0	0	0	0
Oct 12, 2019	BYU	W 27-23	4	2	6	0	0	0	2	0	2	0	0	0	0
Oct 19, 2019	at Navy	L 3-35	0	0	0	0	0	0	0	0	0	0	0	0	0
Oct 26, 2019	at East Carolina	W 45-20	6	3	13	1	0	1	2	0	1	1	1	0	0
Nov 07, 2019	TEMPLE	L 7-17	4	1	7	1	0	1	0	0	2	0	0	1	0
Nov 16, 2019	CINCINNATI	L 17-20	3	3	17	2	2	0	1	0	0	0	0	0	0
Nov 23, 2019	MEMPHIS	L 10-49	5	4	28	4	4	0	0	0	0	1	0	0	0
Totals			39	26	157	20	15	5	6	1	6	3	2	1	0
26 of 39 (66.7%)															

The Automated ScoreBook
USF By-Quarter Statistics (as of Nov 23, 2019)
All games

3rd-Down Conversions

Date	Opponent	Score	Overall		1st Qtr		2nd Qtr		3rd Qtr		4th Qtr		Overtime	
Aug 30, 2019	WISCONSIN	L 0-49	3-14	21.4	2-4	50.0	1-3	33.3	0-5	0.0	0-2	0.0		
Sep 06, 2019	at Georgia Tech	L 10-14	4-15	26.7	1-4	25.0	1-4	25.0	1-4	25.0	1-3	33.3		
Sep 14, 2019	SOUTH CAROLINA STATE	W 55-16	7-16	43.8	1-4	25.0	2-4	50.0	1-3	33.3	3-5	60.0		
Sep 28, 2019	SMU	L 21-48	4-16	25.0	3-6	50.0	0-5	0.0	0-3	0.0	1-2	50.0		
Oct 05, 2019	at UConn	W 48-22	6-10	60.0	1-2	50.0	2-2	100.0	1-3	33.3	2-3	66.7		
Oct 12, 2019	BYU	W 27-23	6-12	50.0	0-2	0.0	1-2	50.0	4-6	66.7	1-2	50.0		
Oct 19, 2019	at Navy	L 3-35	7-18	38.9	0-3	0.0	3-6	50.0	3-5	60.0	1-4	25.0		
Oct 26, 2019	at East Carolina	W 45-20	7-11	63.6	2-3	66.7	3-3	100.0	2-4	50.0	0-1	0.0		
Nov 07, 2019	TEMPLE	L 7-17	10-19	52.6	2-5	40.0	4-6	66.7	3-4	75.0	1-4	25.0		
Nov 16, 2019	CINCINNATI	L 17-20	8-17	47.1	1-3	33.3	3-6	50.0	1-3	33.3	3-5	60.0		
Nov 23, 2019	MEMPHIS	L 10-49	3-15	20.0	1-4	25.0	1-4	25.0	1-5	20.0	0-2	0.0		
USF			65-163	39.9	14-40	35.0	21-45	46.7	17-45	37.8	13-33	39.4	0-0	0.0
Opponents			78-172	45.3	19-46	41.3	23-45	51.1	20-39	51.3	16-42	38.1	0-0	0.0

4th-Down Conversions

Date	Opponent	Score	Overall		1st Qtr		2nd Qtr		3rd Qtr		4th Qtr		Overtime	
Aug 30, 2019	WISCONSIN	L 0-49	0-2	0.0	0-0	0.0	0-0	0.0	0-2	0.0	0-0	0.0		
Sep 06, 2019	at Georgia Tech	L 10-14	2-2	100.0	1-1	100.0	0-0	0.0	1-1	100.0	0-0	0.0		
Sep 14, 2019	SOUTH CAROLINA STATE	W 55-16	0-0	0.0	0-0	0.0	0-0	0.0	0-0	0.0	0-0	0.0		
Sep 28, 2019	SMU	L 21-48	1-2	50.0	1-1	100.0	0-0	0.0	0-0	0.0	0-1	0.0		
Oct 05, 2019	at UConn	W 48-22	1-1	100.0	0-0	0.0	0-0	0.0	0-0	0.0	1-1	100.0		
Oct 12, 2019	BYU	W 27-23	0-0	0.0	0-0	0.0	0-0	0.0	0-0	0.0	0-0	0.0		
Oct 19, 2019	at Navy	L 3-35	0-1	0.0	0-0	0.0	0-0	0.0	0-1	0.0	0-0	0.0		
Oct 26, 2019	at East Carolina	W 45-20	0-0	0.0	0-0	0.0	0-0	0.0	0-0	0.0	0-0	0.0		
Nov 07, 2019	TEMPLE	L 7-17	1-3	33.3	0-1	0.0	0-0	0.0	0-0	0.0	1-2	50.0		
Nov 16, 2019	CINCINNATI	L 17-20	0-0	0.0	0-0	0.0	0-0	0.0	0-0	0.0	0-0	0.0		
Nov 23, 2019	MEMPHIS	L 10-49	0-1	0.0	0-0	0.0	0-0	0.0	0-1	0.0	0-0	0.0		
USF			5-12	41.7	2-3	66.7	0-0	0.0	1-5	20.0	2-4	50.0	0-0	0.0
Opponents			9-16	56.2	3-4	75.0	2-2	100.0	0-2	0.0	4-8	50.0	0-0	0.0

Time of Possession

Date	Opponent	Score	Overall	1st Qtr	2nd Qtr	3rd Qtr	4th Qtr	Overtime	
Aug 30, 2019	WISCONSIN	L 0-49	25:00	5:34	6:08	6:27	6:51		
Sep 06, 2019	at Georgia Tech	L 10-14	27:25	7:25	5:57	9:33	4:30		
Sep 14, 2019	SOUTH CAROLINA STATE	W 55-16	25:17	7:20	4:54	5:50	7:13		
Sep 28, 2019	SMU	L 21-48	28:12	8:44	7:33	7:19	4:36		
Oct 05, 2019	at UConn	W 48-22	26:39	5:35	5:47	8:45	6:32		
Oct 12, 2019	BYU	W 27-23	22:30	3:17	5:06	9:54	4:13		
Oct 19, 2019	at Navy	L 3-35	29:10	8:18	7:29	7:27	5:56		
Oct 26, 2019	at East Carolina	W 45-20	30:35	8:52	7:20	8:09	6:14		
Nov 07, 2019	TEMPLE	L 7-17	32:56	9:07	8:04	9:19	6:26		
Nov 16, 2019	CINCINNATI	L 17-20	31:56	5:54	11:39	6:14	8:09		
Nov 23, 2019	MEMPHIS	L 10-49	21:48	5:51	5:17	7:14	3:26		
USF			Total	301:28	75:57	75:14	86:11	64:06	0:00
			Avg.	27:24	6:54	6:50	7:50	5:49	0:00
Opponents			Total	358:32	89:03	89:46	78:49	100:54	0:00
			Avg.	32:35	8:05	8:09	7:09	9:10	0:00

The Automated ScoreBook
 USF Games Played (as of Nov 23, 2019)
 All games

#	PLAYER	GP-GS	WIS	GT	SCSU	SMU	UCONN	BYU	NAVY	ECU	TEM	CIN	MEM
30	30	1/-	XXX
3A	ATKINS, Sean	2/-	XXX	...	XXX
78	ATTERBURY, Bill	11/11	START	START	START	START	START	START	START	START	START	START	START
93	BARBER, Tyrone	9/-	XXX	XXX	XXX	XXX	XXX	XXX	XXX	XXX	XXX
11	BARNETT, Blake	5/3	START	START	XXX	XXX	START
48	BEARDALL, A	1/-	XXX
41	BELLAMY, D	10/1	XXX	XXX	XXX	START	XXX	XXX	XXX	XXX	XXX	...	XXX
83	BERRYHILL, L	1/-	XXX
57	BLANCHARD, J	4/-	XXX	...	XXX	...	XXX	XXX
25	BOWMAN, Eugene	10/-	XXX	XXX	XXX	XXX	XXX	XXX	XXX	XXX	XXX	XXX	...
1B	BOYLES, Dwayne	11/9	START	START	START	XXX	XXX	START	START	START	START	START	START
21	BURNETT, M	4/-	XXX	XXX	XXX	XXX
88	CARTER, Chris	10/-	XXX	...	XXX	XXX	XXX	XXX	XXX	XXX	XXX	XXX	XXX
74	CECIL, Brad	11/11	START	START	START	START	START	START	START	START	START	START	START
4C	CLERVEAUX, Stan	11/-	XXX	XXX	XXX	XXX	XXX	XXX	XXX	XXX	XXX	XXX	XXX
38	COPELAND, R	1/-	XXX
2	CRONKRITE, J	10/9	START	START	START	START	START	START	START	START	START	XXX	...
1C	CURRY, Jayden	1/-	XXX
3	DAVIS, Vincent	10/1	START	XXX	XXX	XXX	XXX	XXX	XXX	...	XXX	XXX	XXX
49	DENEEN, Ian	10/-	XXX	XXX	XXX	XXX	XXX	...	XXX	XXX	XXX	XXX	XXX
18	DUKES, DeVontre	11/-	XXX	XXX	XXX	XXX	XXX	XXX	XXX	XXX	XXX	XXX	XXX
1D	EVANS, Daquan	11/-	XXX	XXX	XXX	XXX	XXX	XXX	XXX	XXX	XXX	XXX	XXX
14	EVANS, Jah'Quez	8/-	XXX	XXX	XXX	XXX	...	XXX	...	XXX	XXX	...	XXX
20	FORD, Johnny	5/2	XXX	START	START	XXX	...	XXX
5F	FRANCO, AJ	2/-	XXX	XXX
1F	FROST, Kaden	1/-	XXX
45	GRANT, Darrien	9/-	XXX	XXX	XXX	XXX	XXX	XXX	XXX	XXX	XXX
47	GRAY, T	8/1	XXX	XXX	...	START	XXX	XXX	XXX	XXX	XXX
98	GREEN, Blake	10/4	...	XXX	XXX	XXX	XXX	START	XXX	XXX	START	START	START
44	GRIER, Antonio	11/5	XXX	XXX	XXX	XXX	START	START	START	XXX	XXX	START	START
79	HALL, Dustyn	3/-	XXX	XXX	XXX
7	HAMPTON, Mike	11/11	START	START	START	START	START	START	START	START	START	START	START
64	HARRIS, D	11/11	START	START	START	START	START	START	START	START	START	START	START
76	HOPPLE, Jarrett	8/1	...	XXX	XXX	XXX	XXX	...	XXX	...	XXX	START	XXX
80	HORNE, Terrence	9/1	XXX	XXX	XXX	START	XXX	XXX	XXX	XXX	XXX
69	JEAN, Malachi	1/-	XXX
73	JENNINGS, D	10/10	START	START	START	START	START	START	START	START	START	...	START
10	JOINER, Kelley	10/1	XXX	...	XXX	XXX	XXX	XXX	XXX	XXX	XXX	XXX	START
56	JONES, Tyrik	6/-	XXX	XXX	XXX	XXX	XXX	XXX
90	KEGLER, Kevin	8/5	XXX	START	START	START	START	XXX	START	XXX	...
51	KIRBY, Stacy	7/-	XXX	XXX	XXX	XXX	XXX	XXX	XXX	...
58	LAING, Trey	3/-	XXX	XXX	...	XXX
22	LaPOINTE, Mekhi	8/-	XXX	XXX	XXX	XXX	XXX	XXX	...	XXX	XXX
6	LIVINGSTONE, K	11/11	START	START	START	START	START	START	START	START	START	START	START
87	LLOYD, Fred	10/-	...	XXX	XXX	XXX	XXX	XXX	XXX	XXX	XXX	XXX	XXX
55	MACON, Patrick	10/8	START	START	START	START	XXX	START	START	START	START	...	XXX
75	MARCELLUS, Jean	1/-	XXX

The Automated ScoreBook
 USF Games Played (as of Nov 23, 2019)
 All games

##	PLAYER	GP-GS	WIS	GT	SCSU	SMU	UCONN	BYU	NAVY	ECU	TEM	CIN	MEM
85	MATHIS, Jacob	9/-	...	XXX	XXX	XXX	XXX	XXX	XXX	XXX	...	XXX	XXX
12	McCLOUD, Jordan	11/9	XXX	XXX	START	START	START	START	START	START	START	START	START
13	McDOOM, Eddie	11/8	START	XXX	XXX	START	START	START	START	START	XXX	START	START
19	MILLER, Bryce	11/7	XXX	XXX	XXX	XXX	START	START	START	START	START	START	START
59	MIMS, Andrew	8/-	XXX	XXX	XXX	XXX	...	XXX	XXX	XXX	XXX
95	NANCE, Thomas	1/-	XXX
66	NELSON, Matt	3/-	XXX	...	XXX	...	XXX
16	NICHOLS, Brock	11/-	XXX	XXX	XXX	XXX	XXX	XXX	XXX	XXX	XXX	XXX	XXX
77	NORMAN, Marcus	11/11	START	START	START	START	START	START	START	START	START	START	START
29	NORRIS, Brian	9/-	XXX	XXX	XXX	XXX	XXX	XXX	XXX	XXX	XXX
15	PHILLIPS, J	10/4	START	START	START	XXX	XXX	XXX	XXX	XXX	START	...	XXX
96	PINKNEY, Kelvin	9/3	START	XXX	XXX	START	XXX	START	XXX	XXX	XXX
81	PURLETT, Kevin	7/-	XXX	...	XXX	XXX	XXX	XXX	XXX	XXX
4	REAVES, Greg	11/11	START	START	START	START	START	START	START	START	START	START	START
67	ROBERSON, Hal	3/-	XXX	...	XXX	...	XXX
2R	ROBERTS, Nick	11/10	XXX	START	START	START	START	START	START	START	START	START	START
1R	ROLAND, Zion	6/-	XXX	XXX	XXX	XXX	XXX	XXX
1K	RYGOL, Kirk	5/-	XXX	...	XXX	...	XXX	XXX	XXX
9	SAILS, KJ	11/11	START	START	START	START	START	START	START	START	START	START	START
2S	SANDERS, B	11/8	START	START	START	XXX	START	XXX	XXX	START	START	START	START
28	SANDS, Trevon	8/1	XXX	XXX	XXX	XXX	XXX	XXX	XXX	START	...
54	SAWTELLE, Nico	1/-	XXX
39	SCHNEIDER, T	11/-	XXX	XXX	XXX	XXX	XXX	XXX	XXX	XXX	XXX	XXX	XXX
33	SERIKI, Odunayo	8/-	...	XXX	XXX	XXX	XXX	XXX	XXX	XXX	XXX
3S	SHAW, Trent	3/-	XXX	XXX	XXX
32	SHRADER, S	11/-	XXX	XXX	XXX	XXX	XXX	XXX	XXX	XXX	XXX	XXX	XXX
42	SLADE, Darius	11/4	START	START	START	XXX	START	XXX	XXX	XXX	XXX	XXX	XXX
2D	SMALL, Dave	7/-	...	XXX	XXX	XXX	XXX	XXX	XXX	XXX
5	ST. FELIX, R	11/11	START	START	START	START	START	START	START	START	START	START	START
71	STAFFORD, J	2/-	XXX	XXX
35	STEPHENS, J	3/-	XXX	XXX	XXX
8	STUDSTILL, D	11/11	START	START	START	START	START	START	START	START	START	START	START
46	THAXTON, Ryan	2/-	XXX	...	XXX
40	VAUGHN, Jason	10/-	XXX	...	XXX	XXX	XXX	XXX	XXX	XXX	XXX	XXX	XXX
92	WALLER, John	4/-	XXX	XXX	XXX	XXX
72	WATSON, Ethan	1/-	XXX
84	WEAVER, Xavier	11/-	XXX	XXX	XXX	XXX	XXX	XXX	XXX	XXX	XXX	XXX	XXX
24	WEISS, Coby	7/-	XXX	XXX	XXX	XXX	XXX	XXX	XXX
52	WIGGS, Michael	6/-	...	XXX	XXX	...	XXX	...	XXX	XXX	XXX
89	WILCOX, Mitch	11/11	START	START	START	START	START	START	START	START	START	START	START
97	WILLIAMS, Armon	3/-	XXX	XXX	XXX
43	WILLIAMS, D	1/-	XXX
91	YATES, Rashawn	11/5	XXX	XXX	XXX	XXX	XXX	XXX	START	START	START	START	START