

# MEMPHIS FOOTBALL

GAME 6 • SATURDAY, NOVEMBER 7, 2020 • 11 AM CT • LIBERTY BOWL MEMORIAL STADIUM • MEMPHIS, TENN. • ESPN+

**RV MEMPHIS TIGERS**  
3-2 OVERALL • 2-2 AMERICAN

HEAD COACH: RYAN SILVERFIELD  
RECORD AT MEMPHIS: 3-3 (FIRST FULL SEASON)  
CAREER RECORD: 3-3  
STREAK: LOSS 1  
LAST RESULT: RV/RV MEMPHIS 10, 7/7 CINCINNATI 49



VS



**USF BULLS**  
1-5 OVERALL • 0-4 AMERICAN

HEAD COACH: JEFF SCOTT  
RECORD AT USF: 1-5 (FIRST SEASON)  
CAREER RECORD: 1-5  
STREAK: LOSS 5  
LAST RESULT: USF 13, TULSA 42

## MEDIA INFORMATION

### TELEVISION • ESPN+

Play-by-play.....Lincoln Rose  
Analyst.....LaDerrin McLane

### RADIO • MEMPHIS TIGERS NETWORK

Play-by-play.....Dave Woloshin  
Analyst.....Jarvis Greer

**Flagships** WEGR-FM 102.7, Memphis  
WREC-AM 600/WREC-FM 92.1, Memphis  
**Affiliates** KAKJ-FM 105.3, Marianna, Ark.  
KCLT-FM 104.9, West Helena, Ark.  
WJAK-AM 1460, Jackson, Tenn.  
WJAK-FM 96.1, Jackson, Tenn.  
WNQM-AM 1300, Nashville, Tenn.  
WNEV-FM 98.7, Friars Point, Miss.

### TWITTER • #GOTIGERSGO

Official Account.....@TigersAthletics  
Updated News & In-Game Posts.....@MemphisFB

### OTHER SOCIAL MEDIA CONTENT

Facebook...../MemphisTigers  
Instagram.....@MemphisFootball

## SETTING THE SCENE

**SERIES HISTORY: MEMPHIS LEADS, 6-4**  
LAST MEETING: MEMPHIS WON 49-10, NOV. 23, 2019

**RECORD IN MEMPHIS: SERIES TIED, 2-2**  
FIRST MEETING: MEMPHIS WON 17-9, SEPT. 22, 2001

- QB **Brady White** threw for 316 yards and a TD last weekend at Cincinnati, bringing his Memphis career totals to 9,001 career passing yards and 77 passing TD. Both marks rank second in the Memphis record book behind Danny Wimprine (2001-04: 10,215 yards passing; 81 passing TD).
- With one more victory, White will become the all-time winningest Memphis starting quarterback. He is currently tied with Lloyd Patterson (1975-78) at 23 wins.
- Saturday marks the 11th meeting all-time between the Tigers and the Bulls. Memphis leads the series by a 6-4 margin, including wins in four of the last five matchups. The series is tied 2-2 in games played at Liberty Bowl Memorial Stadium.
- The Tigers bested the Bulls last season by a final of 49-10 in Tampa. The Tigers scored the final 42 points of the game behind a balance of 325 yards rushing and 235 yards passing (560 total offense). Defensively, the Tigers shutout the Bulls over the final three quarters and surrendered only five first downs throughout the contest.
- Since joining the American Athletic Conference in 2013, Memphis has posted a 63-34 overall record and a 39-21 record in conference play.
- The Tigers have won 12 straight home games at Liberty Bowl Memorial Stadium, which matches a program record (previously Nov. 25, 2016- Oct. 3, 2018). The current streak began with a 47-21 win against Tulsa on Nov. 10, 2018. The Tigers have won 24 of their last 25 games at home.
- Memphis has won 15 straight home games against unranked opponents. Its last home loss against an unranked opponent was a 49-42 setback against USF on Nov. 2, 2016.
- Memphis continues to make the Liberty Bowl a difficult place to play. Since **Ryan Silverfield** joined the coaching staff in 2016, the Tigers are 28-3 at home, including a pair of perfect 7-0 records in 2017 and 2019.

## TIGERS TO WATCH



**DB JACOBI FRANCIS**  
81 TOTAL TACKLES (62 SOLO)  
4 INT • 19 PBU • 1 FF • 1 FR  
2020: 16 TACKLES • 4 PBU • 2 INT



**QB BRADY WHITE**  
2020 MAXWELL AWARD WATCH LIST  
9,001 CAREER PASSING YARDS • 77 TD  
2020: 1,691 YARDS • 18 TD



**WR CALVIN AUSTIN III**  
3 STRAIGHT 100-YARD RECEIVING GAMES  
884 CAREER RECEIVING YARDS  
2020: 545 YARDS • 5 TD

## QUICK STATS COMPARISON

Team Statistic	Memphis	USF
Points/Game	33.0	18.0
Rushing Yards/Game	165.0	141.3
Passing Yards/Game	338.2	184.2
Total Offense/Game	503.2	325.5
Penalties-Yards	35-307	34-321
Third Down Conversions	37-83 (45%)	23-80 (29%)
Fourth Down Conversions	9-12 (75%)	7-19 (37%)
Red Zone Scores	18-21 (86%)	15-21 (71%)

## 2020 SCHEDULE AND RESULTS

ARKANSAS STATE SAT., SEPT. 5 W, 37-24 ESPN	AT SMU SAT., OCT. 3 L, 27-30 ESPN2	UCF SAT., OCT. 17 W, 50-49 ABC	TEMPLE SAT., OCT. 24 W, 41-29 ESPN+	AT CINCINNATI SAT., OCT. 31 L, 10-49 ESPN	USF SAT., NOV. 7 11 AM ESPN+	AT NAVY SAT., NOV. 14 2:30 PM ESPN2/ESPNU	STEPHEN F. AUSTIN SAT., NOV. 21 TBA TBA	AT TULANE SAT., NOV. 28 TBA AN ESPN NETWORK	HOUSTON SAT., DEC. 5 TBA ESPN	AAC CHAMPIONSHIP TBA TBA TBA

**QUICK FACTS**

Nickname .....	Tigers
Mascot .....	Bengal Tiger
Enrollment .....	22,044 (Fall, 2019)
Colors .....	Blue & Gray
Conference .....	American Athletic Conference
Stadium .....	Liberty Bowl Memorial Stadium
Capacity .....	58,325
Playing Surface .....	AstroTurf®
Affiliation .....	NCAA FBS
President .....	Dr. M. David Rudd
Athletics Director .....	Laird Veatch
Faculty Athletics Rep. ....	Lynda Wray Black
Head Coach .....	Ryan Silverfield
Record at UofM .....	3-3/First Season
Overall Record .....	Same
Offensive Scheme .....	Multiple
Defensive Scheme .....	Multiple
2019 Record .....	12-2
AAC Record/Finish .....	7-1/AAC Champions
All-Time Record .....	504-523-33
First Year of Competition .....	1912
Bowl Appearances .....	13
Last Appearance .....	2019, Cotton
First Team All-Americans .....	20
Offensive Starters R/L .....	7/4
Defensive Starters R/L .....	7/4
Special Team Starters R/L .....	3/0
Total Lettermen Returning .....	64
Total Lettermen Lost .....	23
Facebook .....	/MemphisTigers
Twitter .....	@TigersAthletics
.....	@MemphisFB
Instagram .....	@MemphisAthletics
.....	@MemphisFootball

**MEDIA INFORMATION**

**BILLY J. MURPHY COMPLEX**

- Memphis will practice at its home site, the Billy J. Murphy Complex, located on the University of Memphis Park Avenue Campus.  
Murphy Complex  
1115 E. Getwell Loop  
Memphis, TN 38152

- **Due to the ongoing pandemic** out of safety concerns for the student-athletes, all practices are closed to the media. Post-practice interviews will be conducted via Zoom at a link available on the Memphis Tigers Media Vault.

**PRACTICE INTERVIEWS**

- Practice sessions are closed to the media. Coaches and players will be available for interviews in conjunction with practice on select days via Zoom.

**POSTGAME INTERVIEWS**

- The Memphis locker room is **closed**. Head coach Ryan Silverfield and requested players will be made available to the media via Zoom after a cooling off period.

**VIDEO GUIDELINES**

- For non-game footage, accredited organizations may distribute non-game audio and video content online, including interviews, press conferences and team practice provided that such distribution is three (3) minutes maximum per content opportunity per day, appears in an editorial context only and is **not posted live** (including through social media apps such as Periscope, Twitter, Facebook, etc.).
- The three-minute limit does not include video/audio material that is comprised entirely of a credentialed media employee providing commentary or analysis, including pre- or post-practice stand-up material shot on the field or other facility location.

**COLLEGEPRESSBOX.COM**

- CollegePressBox.com is the official media website for Division I football. Access and download weekly game notes, quotes, statistics, media guides, headshots, logos and more for each conference and its member schools. Register for access at collegepressbox.com/register.

**COMMUNICATIONS STAFF**

Football Contact	Chuck Gallina
Email Address	chuck.gallina@memphis.edu
Director of Digital Media	Brad Pope
Email Address	sbpope@memphis.edu
Athletics Web Videographer	Nathan Galloway
Email Address	nrgllway@memphis.edu

**Memphis Athletic Communications**

570 Normal Street  
Memphis, TN 38152  
Fax: 901-678-4134

**Liberty Bowl Memorial Stadium**

335 Hollywood Street  
Memphis, TN 38104  
Phone: 901-729-4344



**MEMPHIS TIGERS  
MEDIA VAULT**

Interviews, practice clips, photos and additional documents are available on the Memphis Tigers Media Vault.

Credentialed media can request access to the Memphis Tigers Media Vault by contacting Chuck Gallina (chuck.gallina@memphis.edu).

## ALPHABETICAL

No.	Name	Pos.
8	Connor Adair	QB
54	Brackston Alford	OL
37	Jaylon Allen	OLB
60	Lazarus Allen	DL
16	Nehemiah Augustus	ILB
4	Calvin Austin III	WR
76	Blaine Bishop	OL
41	Sanchez Blake Jr.	DB/S
42	Preston Brady	LS/H
54	Nigel Brannon	DL
9	John Broussard	DB/CB
12	Keilon Brown	QB
3	Keith Brown Jr.	ILB
33	Tamir Caldwell Jr.	DB
2	TJ Carter	DB/CB
95	John Cartwright	DL
2	Rodrigues Clark	RB
13	Jalil Clemons	OLB
24	An'Darius Coffey	DB/CB
28	Terryen Collins	DB
33	Braxton Crouse	WR
8	Xavier Cullens	ILB
5	Everitt Cunningham	OLB
75	Matt Dale	OL
88	Tyce Daniel	TE
72	Michael Denson	OL
38	Jaylen Dollar	OLB
94	Joseph Dorceus	DL
85	Koby Drake	WR
97	Wardalis Duckworth	DL
5	Sean Dykes	TE
50	Jared Edwards	OL
74	Isaac Ellis	OL
56	Cincir Evans	OLB
77	Obinna Eze	OL
71	Evan Fields	OL
24	Cameron Fleming	RB
32	Jacobi Francis	DB/CB
25	Kory Gainwell	RB
65	Jonah Gambill	OL
78	Mitchell Gildehaus	OL
1	O'Bryan Goodson	DL
6	Kalyn Grandberry	RB
83	John Hassell	TE
19	Joshua Hastings	DB/S
34	Caleb Hawkins	PK
37	Cross Holmes	PK
47	Miles Ingram	DB/CB
13	Javon Ivory	WR
98	CamRon Jackson	DL
91	Antonio Johnson	DL
44	Kendell Johnson	DB/S
15	Quindell Johnson	DB/S
14	Marccayll Jones	WR
73	Titus Jones	OL
10	Morris Joseph	DL
93	Meonta Kimbrough	DL
70	Jacob Likes	OL
22	Tyrez Lindsey	DB/S
79	Tim Marmino	OL

## NUMERICAL ROSTER

No.	Name	Pos.	Ht.	Wt.	Cl./Exp.	Hometown/Last School
1	O'Bryan Goodson	DL	6-1	297	Sr./3L	Batesville, Miss./South Panola HS
1	Peter Parrish	QB	6-1	190	R-So./TR	Phenix City, Ala./Central HS/LSU
2	TJ Carter	DB/CB	5-11	190	Sr./3L	Nashville, Tenn./Stratford HS
2	Rodrigues Clark	RB	6-0	200	So./1L	Starkville, Miss./Starkville HS
3	Keith Brown Jr.	ILB	6-3	229	R-Sr./2L	Madison, Miss./Madison Central/Northwest Mississippi CC
3	Brady White	QB	6-3	210	R-Sr./2L	Newhall, Calif./Hart HS/Arizona State
4	Calvin Austin III	WR	5-9	162	R-Jr./2L	Memphis, Tenn./Harding Academy
5	Everitt Cunningham	OLB	6-2	250	Sr./1L	West Point, Miss./West Point HS/East Mississippi CC
5	Sean Dykes	TE	6-2	224	R-Sr./4L	Houston, Texas/Manvel HS
6	Kalyn Grandberry	RB	6-0	205	Jr./TR	Memphis, Tenn./Raleigh-Egypt HS/Jones County JC
6	Kayode Oladele	DL	6-5	250	R-So./1L	Miami, Fla./Champaign Catholic HS
7	John Tate IV	DL	6-4	295	R-Sr./3L	Pine Bluff, Ark./Pine Bluff HS
8	Connor Adair	QB	6-4	184	R-Jr./2L	Trussville, Ala./Hewitt-Trussville HS
8	Xavier Cullens	ILB	6-1	225	R-Jr./2L	Ecru, Miss./North Pontotoc HS
9	John Broussard	DB/CB	6-1	190	Sr./1L	Phenix City, Ala./Central HS/Auburn
10	Morris Joseph	DL	6-2	275	Jr./1L	Orange, Texas/West Orange-Stark HS/Iowa Western CC
11	Sylvonta Oliver	DB/CB	5-10	175	Jr./TR	Como, Miss./North Panola HS/Itawamba CC
12	Keilon Brown	QB	6-1	184	Fr./HS	Zachary, La./Zachary HS
12	Gabriel Rogers	DB/CB	6-0	190	R-Jr./1L	Jackson, Miss./Callway HS/Jones County JC
13	Jalil Clemons	OLB	6-3	240	So./1L	Starkville, Miss./Starkville HS
13	Javon Ivory	WR	6-2	180	R-Fr./1L	Grove Hill, Ala./Clarke County HS
14	Marccayll Jones	WR	5-9	170	Fr./HS	Warner Robins, Ga./Warner Robins HS
14	Davian Mayo	ILB	6-1	215	Fr./HS	Monticello, Ark./Drew Central HS
15	Quindell Johnson	DB/S	6-1	195	R-So./1L	New Orleans, La./Edna Karr HS
15	Drew Martin	TE	6-3	230	R-Fr./SQ	North Little Rock, Ark./North Little Rock HS
16	Nehemiah Augustus	ILB	6-0	208	R-Sr./3L	Patterson, La./Patterson HS
16	Cade Mashburn	ILB	6-2	220	R-Jr./2L	Norman, Okla./Norman North HS
16	Kobe Webster	WR	6-0	195	Fr./HS	Texarkana, Texas/Texas HS
17	Kylan Watkins	RB	5-11	170	R-Jr./1L	Memphis, Tenn./Whitehaven HS/UT Martin
18	Tahj Washington	WR	5-11	175	R-Fr./1L	Marshall, Texas/Marshall HS
19	Joshua Hastings	DB/S	6-1	185	Fr./HS	Cordova, Tenn./Cordova HS
21	Timothy Taylor	RB	5-10	213	R-Jr./2L	Memphis, Tenn./East HS
21	Jashon Watkins-Perkins	DB/S	6-4	200	R-Fr./SQ	Nashville, Tenn./East Nashville Magnet
22	Tyrez Lindsey	DB/S	6-2	212	R-Sr./3L	Dothan, Ala./Dothan HS
23	JJ Russell	ILB	6-1	225	Sr./3L	Grenada, Miss./Grenada HS
23	Wes Yerty	WR	6-4	195	So./TR	Eads, Tenn./Briarcrest/Winona State/Southwest Tennessee
24	An'Darius Coffey	DB/CB	6-0	181	Fr./HS	Winona, Miss./Winona HS
24	Cameron Fleming	RB	5-7	172	R-So./2L	Cedar Hill, Texas/Cedar Hill HS
25	Kory Gainwell	RB	5-8	180	Fr./HS	Yazoo City, Miss./Yazoo County
25	Devonte Nelson	DB/CB	5-11	184	Fr./HS	Memphis, Tenn./MUS
26	Marquavius Weaver	RB	5-10	211	R-Jr./2L	Bartlett, Tenn./Bartlett HS
27	Brandon Thomas	RB	5-11	200	Fr./HS	North Little Rock, Ark./North Little Rock HS
28	Terryen Collins	DB	5-10	171	So./TR	Memphis, Tenn./Kirby HS/Lindenwood
28	Asa Martin	RB	5-11	200	R-So./SQ	Decatur, Ala./Auburn/Miami
30	Rodney Owens	DB/S	6-0	180	R-Jr./1L	Nashville, Tenn./Ensworth HS/Iowa Western CC
32	Jacobi Francis	DB/CB	5-10	180	R-Sr./3L	Covington, Ga./Newton HS
33	Tamir Caldwell Jr.	DB	5-11	191	Jr./HS	Webster Groves, Mo./Webster Groves HS/Coe College
33	Braxton Crouse	WR	6-1	170	Fr./HS	Collierville, Tenn. / Collierville HS
34	Caleb Hawkins	PK	6-3	205	Fr./HS	Ripley, Tenn./Ripley HS
36	Riley Patterson	PK	6-0	190	Sr./3L	Edwardsville, Ill./Edwardsville HS
37	Jaylon Allen	OLB	6-2	238	R-So./1L	Humble, Texas/Atascocita HS
37	Cross Holmes	PK	5-10	210	R-Fr./SQ	Aurora, Ill./Waubonsie Valley HS
38	Jaylen Dollar	OLB	6-1	220	Fr./HS	Marietta, Ga./Marietta HS
39	Harold Nash III	DB/CB	5-10	172	R-Fr./SQ	West Bloomfield, Mich./St. Mary's HS/Fork Union Military
41	Sanchez Blake Jr.	DB/S	6-0	200	R-Jr./2L	Olive Branch, Miss./Olive Branch HS
40	Thomas Pickens	ILB	6-2	207	R-Sr./4L	Memphis, Tenn./Memphis University School
42	Preston Brady	LS/H	6-0	222	R-Jr./2L	Cordova, Tenn./Evangelical Christian School
43	Ja'Len Sims	ILB	6-2	225	R-Fr./1L	Fultondale, Ala./Fultondale HS
44	Kendell Johnson	DB/S	5-9	196	R-So./SQ	New Orleans, La./Edna Karr HS

## NUMERICAL ROSTER

No.	Name	Pos.	Ht.	Wt.	Cl./Exp.	Hometown/Last School
44	Rhett Weidenbacher	TE	6-3	235	Jr./JC	Metairie, La./Holy Cross HS/Butler CC
45	Kameron Wilson	TE	6-7	232	R-So./1L	Bessemer, Ala./Hueytown HS
46	Cole Mashburn	OLB	6-3	245	R-Fr./1L	Norman, Okla./Norman North HS
47	Miles Ingram	DB/CB	6-0	170	R-Fr./HS	Jackson, Tenn./University School of Jackson
47	Austin McCready	P	6-2	180	Fr./HS	River Ridge, La./John Curtis HS
48	Adam Williams	P	6-5	243	R-Jr./2L	Lebanon, Tenn./Wilson Central
49	Treysen Neal	LS	5-9	219	Jr./2L	St. Louis, Mo./Wentzville Liberty HS
50	Jared Edwards	OL	6-4	256	R-So./1L	Evensville, Tenn./Rhea County HS
51	Travis Moss	ILB	5-11	200	Fr./HS	Jacksonville, Fla./Mandarin HS
52	Matt Rhodes	ILB	5-11	230	R-Fr./SQ	Memphis, Tenn./Memphis University School
53	Andrew Studer	LS	5-9	230	Fr./HS	Southaven, Miss./Desoto Central HS
54	Brackston Alford	OL	6-4	287	Fr./HS	Knoxville, Tenn./Alcoa HS
54	Nigel Brannon	DL	6-5	333	R-So./1L	Oklahoma City, Okla./John Marshall
56	Dylan Parham	OL	6-3	285	R-Jr./2L	Carrollton, Ga./Carrollton HS
56	Cincir Evans	OLB	6-4	215	R-So./TR	Memphis, Tenn./White Station HS/Coastal Carolina
57	Rodney Newsom	OL	6-3	290	Fr./HS	Memphis, Tenn./Briarcrest Christian HS
58	Brian Thomas Jr.	OL	6-4	310	R-Jr./1L	Baton Rouge, La./Scotlandville/Hutchinson CC
59	Chandler Stump	OLB	6-3	240	R-Sr./2L	Franklin, Tenn./Centennial HS
60	Lazarus Allen	DL	6-4	290	Fr./HS	Memphis, Tenn./Christian Brothers HS
61	Josh Northcutt	OL	6-5	320	R-So./SQ	Selmer, Tenn./McNairy Central HS
63	Johnny Westbrook	DL	6-0	295	R-So./HS	Memphis, Tenn./First Assembly Christian School
64	Cade Taylor	OL	6-3	285	Fr./HS	Jackson, Tenn./University School of Jackson
65	Jonah Gambill	OL	6-3	276	Fr./HS	Cartersville, Ga./Cartersville HS
67	Manuel Orona-Lopez	OL	6-3	291	R-Sr./2L	Phoenix, Ariz./Browne HS/Glendale CC
70	Jacob Likes	OL	6-2	280	R-Fr./SQ	Memphis, Tenn./Christian Brothers HS
71	Evan Fields	OL	6-5	295	R-So./1L	Sharpsburg, Ga./East Coweta
72	Michael Denson	OL	6-5	275	R-So./1L	Rockwall, Texas/Rockwall-Heath/Tyler JC
73	Titus Jones	OL	6-4	295	R-So./1L	New Orleans, La./Edna Karr HS
74	Isaac Ellis	OL	6-2	308	R-So./2L	Monroe, La./Carroll HS
75	Matt Dale	OL	6-6	320	R-Jr./1L	Raymond, Miss./Kemper County HS/Hinds CC
76	Blaine Bishop	OL	6-3	286	R-So./1L	Tallahassee, Fla./North Florida Christian
77	Obinna Eze	OL	6-8	315	R-Jr./2L	Nashville, Tenn./Davidson Academy
78	Mitchell Gildehaus	OL	6-4	270	Fr./HS	Washington, Mo./St. Francis Borgia HS
79	Tim Marmino	OL	6-5	315	Fr./HS	Memphis, Tenn./Fayette Academy HS
81	Ka'Dedrick Richardson	WR	6-1	195	Jr./TR	Memphis, Tenn./Whitehaven/Fullerton CC/Western Illinois
82	Diego Martinez	WR	6-1	175	R-Fr./SQ	Berlin, N.J./St. Joseph HS
83	John Hassell	TE	6-3	240	R-Jr./1L	Collierville, Tenn./Collierville HS
84	Khi Mathieu	WR	6-0	165	Fr./HS	New Orleans, La./St. Augustine HS
85	Koby Drake	WR	5-11	185	Fr./HS	White Hall, Ark./White Hall HS
86	Caden Prieskorn	TE	6-6	215	R-Fr./SQ	Lake Orion, Mich./Orchard Lake HS/Fork Union Military Academy
87	Jeremy Tate Jr.	WR	6-4	220	R-So./SQ	Columbus, Miss./New Hope HS
88	Tyce Daniel	TE	6-4	240	R-Jr./2L	Paducah, Ky./McCracken County HS
89	Tyler "TJ" Moore	WR	5-10	163	R-So./SQ	Olive Branch, Miss./Olive Branch HS
91	Antonio Johnson	DL	6-2	300	Fr./HS	White Hall, Ark./White Hall HS
92	Maurice White	DL	6-5	290	Jr./TR	Detroit, Mich./Martin Luther King HS/Ellsworth CC/East Mississippi CC
93	Meonta Kimbrough	DL	6-1	290	So./TR	Memphis, Tenn./Overton HS/Kentucky Christian
94	Joseph Dorceus	DL	6-0	277	R-Sr./3L	Spring, Texas/Spring HS
95	John Cartwright	DL	6-3	257	So./TR	Madison, Miss./Madison-Ridgeland Academy/East Central CC
97	Wardalis Ducksworth	DL	6-4	246	R-Jr./1L	Mize, Miss./Mize HS/Jones County JC
98	CamRon Jackson	DL	6-5	280	Fr./HS	Haynesville, La./Haynesville HS
99	Kajuan Robinson	DL	6-2	300	Fr./HS	Bryant, Ark./Bryant HS

## ALPHABETICAL

No.	Name	Pos.
28	Asa Martin	RB
15	Drew Martin	TE
82	Diego Martinez	WR
16	Cade Mashburn	ILB
46	Cole Mashburn	OLB
84	Khi Mathieu	WR
14	Davian Mayo	ILB
47	Austin McCready	P
89	Tyler "TJ" Moore	WR
51	Travis Moss	ILB
39	Harold Nash III	DB/CB
49	Treysen Neal	LS
25	Devonte Nelson	DB/CB
57	Rodney Newsom	OL
61	Josh Northcutt	OL
6	Kayode Oladele	DL
11	Sylvonta Oliver	DB/CB
67	Manuel Orona-Lopez	OL
30	Rodney Owens	DB/S
56	Dylan Parham	OL
1	Peter Parrish	QB
36	Riley Patterson	PK
40	Thomas Pickens	ILB
86	Caden Prieskorn	TE
52	Matt Rhodes	ILB
81	Ka'Dedrick Richardson	WR
99	Kajuan Robinson	DL
12	Gabriel Rogers	DB/CB
23	JJ Russell	ILB
43	Ja'Len Sims	ILB
53	Andrew Studer	LS
59	Chandler Stump	OLB
7	John Tate IV	DL
87	Jeremy Tate Jr.	WR
64	Cade Taylor	OL
21	Timothy Taylor	RB
27	Brandon Thomas	RB
58	Brian Thomas Jr.	OL
18	Tahj Washington	WR
17	Kylan Watkins	RB
21	Jashon Watkins-Perkins	DB/S
26	Marquavius Weaver	RB
16	Kobe Webster	WR
44	Rhett Weidenbacher	TE
63	Johnny Westbrook	DL
3	Brady White	QB
92	Maurice White	DL
48	Adam Williams	P
45	Kameron Wilson	TE
23	Wes Yerty	WR



## MEMPHIS HEAD COACH RYAN SILVERFIELD



## SILVERFIELD AT A GLANCE

- **Born:** Aug. 4, 1980
- **Alma Mater:** Hampden-Sydney College, 2003
- **Wife:** Mariana

## COACHING EXPERIENCE

- **2019-Present:** Head Coach, Memphis
- **2016-19:** Assistant Coach/Asst. HC/Deputy HC, Memphis
- **2015:** Offensive Analyst, Arizona State
- **2014:** Offensive Consultant, Toledo
- **2008-13:** Assistant Coach, Minnesota Vikings
- **2006-07:** Graduate Assistant, UCF
- **2005:** Quarterbacks Coach, Jacksonville
- **2004:** Head Coach, Memorial Day High School
- **2000-03:** Assistant Coach, Hampden-Sydney College
- **1999:** Assistant Coach, The Bolles School



Ryan Silverfield became the 25th head coach in Memphis football history in December 2019 and began his tenure by leading the Tigers into their first major bowl game appearance: the Goodyear Cotton Bowl Classic in Dallas.

In naming Silverfield, the Tigers hired from within. Silverfield served as deputy head coach and offensive line coach during the 2019 season as the Tigers won their first outright conference title in 50 years. Memphis won the 2019 American Athletic Conference championship with a 29-24 win over Cincinnati at Liberty Bowl Memorial Stadium.

Silverfield also was part of Memphis staffs that led the program to three-straight American Athletic Conference West Division crowns from 2017-19 and four-straight bowl appearances from 2016-19. Behind Silverfield's contributions, Memphis has won 38 games the past four seasons, including going 10-3 in 2017 and 12-1 in 2019. He is the only member of the staff to be part of both 10-plus win seasons.

During the 2019 season, Silverfield developed a young offensive line that returned only two starters from 2018. One of starters -- Dustin Woodard -- moved to center as a regular for the first time in his collegiate career. Silverfield molded a line that blocked for the fourth-best offense in program history (6,249 yards) and the program's third-best scoring offense (527 points).

Two of Silverfield's linemen received all-conference accolades in 2019. Woodard was named to the All-American Athletic Conference second team and Dylan Parham earned all-league honorable mention recognition. Silverfield's line blocked for Kenneth Gainwell, The American's Rookie of the Year and the program's fifth 1,000-yard rusher all-time (1,425 yards), and for all-league second team performers in quarterback Brady White, wide receivers Damonte Coxie and Antonio Gibson, and tight end Joey Magnifico. White had more than 3,000 yards passing and Coxie posted more than 1,000 yards receiving, both for a second-straight campaign. After the

season, Woodard was a seventh round draft selection in the 2020 NFL Draft by the New England Patriots.

Silverfield served as the offensive line coach and run game coordinator in 2018, overseeing the team's most consistent unit with all five starters playing every game. One year after blocking for an offense that featured consensus All-American wide receiver Anthony Miller and set a school record for passing touchdowns, the offensive line spent the 2018 season in the trenches blocking for the program's first unanimous All-American in running back Darrell Henderson. During the 2018 season, Memphis set school records for total yards, points scored and rushing touchdowns. In 2017, they set the standard for passing touchdowns.

In four seasons at Memphis, Silverfield has coached five offensive linemen to all-conference honors. Gabe Kuhn (guard) and Trevon Tate (tackle) were first-team honorees in 2017, and Woodard was a first-team pick at guard in 2018 and a second-team selection at center in 2019. Parham was an honorable mention honoree in 2019.

Collectively, Silverfield's 2018 unit was one of 10 semifinalists for the Joe Moore Award, given to the best offensive line in college football. For his role leading the offensive line, Silverfield was named one of six finalists for the offensive line coach of the year award sponsored by FootballScoop. Silverfield also was recognized as one of the top recruiters in his time at Memphis. In 2017, he was ranked the fourth-best recruiter in The American by 247sports.com.

A 2018 Frank Broyles Award candidate, Silverfield first came to Memphis in 2016 with more than 18 years of coaching experience at the high school, college and NFL levels. He remains the only coach to have worked with an NCAA single-season rushing leader and an NFL single-season rushing leader. At UCF, Silverfield helped tutor Kevin Smith when the junior back led college football with 2,567 yards in 2007. Five seasons later in 2012, Silverfield was at Minnesota, where the Vikings' offensive line paved the way for Adrian Peterson's 2,097-yard season.

Just prior to coming to Memphis, Silverfield spent the last half of the 2015 football campaign with the NFL's Detroit Lions. In a mid-season staff shake-up, the Lions brought in Silverfield as an assistant offensive line coach, and the hire paid immediate dividends. His tenure with the Lions was Silverfield's second stint in the NFL.

Before Silverfield's arrival, the Lions had a 2-7 record in the three games before he came on board, Detroit's offensive line allowed 15 sacks for 105 yards. In the season's final stretch, Silverfield helped mold an offensive line that propelled the Lions to a 5-2 record. The Lions' offensive line allowed just more than three sacks per game in the last seven contests, and quarterback Matthew Stafford thrived behind Silverfield's new-look offensive line. In the seven games with Silverfield on staff, Stafford threw 17 touchdowns and only one interception. Before that, Stafford had 15 touchdowns and 12 interceptions.

Preceding his 2015 mid-season jump to the NFL, Silverfield was a senior offensive analyst on head coach Todd Graham's Arizona State staff. In his short time in Tempe, Ariz., the Sun Devils posted a 5-5 record on their way to a final 6-6 regular-season mark and a Motel 6 Cactus Bowl berth.

Silverfield served as an offensive consultant at Toledo in 2014 and helped the Rockets to a 9-4 overall record and a 7-1 Mid-American Conference (MAC) mark. Toledo tied for the MAC West crown and earned a GoDaddy.com Bowl berth. The Rockets' nine wins were the most since 2001, and Toledo's 63-44 bowl victory over Arkansas State was its first postseason win since 2011.

The Rockets' offensive line helped put one of the most prolific offensive seasons in Toledo football record book. The 2014 offense set school records for total offense, total rushing yardage and first downs per game and also ranked among the program's top-five in points per game (2nd), touchdowns scored (3rd) and rushing touchdowns (3rd).

Leading the charge on Silverfield's offensive line was Greg Mancz, the 2014 Vern Smith Award/MAC Player of the Year award recipient. Mancz, also an All-America second team selection, became the first offensive lineman in MAC history to be honored as the league's Player of the Year. Fellow linemen Josh Hendershot and Jeff Myers joined Mancz in earning All-MAC recognition.

Toledo's offensive line proved fruitful for the 2014 Rockets' attack. Toledo led the MAC in scoring offense, total offense, rushing offense and first downs. Rockets running back Kareem Hunt led the MAC in rushing (1,631 yards) and was tops in the nation in yards per carry (8.0). Hunt was an All-MAC first team pick and also earned GoDaddy.com Bowl MVP honors (271 yards/5 touchdowns).

Before jumping back to the collegiate ranks, Silverfield spent six seasons on the Minnesota Vikings staff. In his time in Minnesota, Silverfield helped the Vikings to two NFC North Division crowns and three NFL playoffs appearances, including a trip to the 2009 NFC championship game. Silverfield began his Vikings' stint as an offensive quality control staffer, before moving to a defensive line staff assistant in 2009 and 2010. He moved to the offensive side from 2011-13, assisting Jeff Davidson with the offensive line.

It was in the midst of his three years working with the Minnesota offensive line that Peterson had one of the most-prolific, single-season rushing performances in NFL history. In 2012, Peterson ran for a league-best 2,097 yards, falling just eight yards shy of Eric Dickerson's NFL record of 2,105. Peterson was named the 2012 NFL MVP.

Prior to his time in the NFL, Silverfield spent the 2006 and 2007 seasons at UCF. In his two campaigns in Orlando, Fla., he served as an offensive graduate assistant his first season and moved to a defensive graduate assistant spot in 2007. Silverfield was a member of the 2007 Knights staff that led the squad to a 10-4 record, a 7-1 Conference USA mark and the C-USA East Division crown. UCF defeated Tulsa in the C-USA championship game and earned the league's AutoZone Liberty Bowl berth.

As an offensive graduate assistant, Silverfield worked with Smith in 2006. That season – Smith's sophomore campaign – he rushed for 934 yards in only nine games, setting up his explosive junior season. As a junior, Smith was the NCAA rushing champion.

In Silverfield's season working with the Knights defense, UCF ranked among the top four in C-USA in scoring defense, rushing defense, passing defense and turnovers forced. The Knights held half of their opponents to 20 or fewer points in the 2007 campaign.

In 2005, Silverfield served as the quarterbacks coach at Jacksonville University. In 2004, at the age of 23, Silverfield served as head coach at Memorial Day High School in Savannah, Ga.

A 2003 Hampden-Sydney College (Va.) graduate, Silverfield coached four seasons at his alma mater, starting as an offensive assistant in 2000. Then, at age 20, he was tapped as the Tigers defensive line coach and spent two seasons at that post (2001-02). In 2003, Silverfield moved back to offense and coached the tight ends and H-backs. That season, the Tigers went 9-1 and had the nation's No. 1 scoring offense in the country (47.0 ppg). Hampden-Sydney scored 45 or more points in seven of its 10 games in 2003.

Silverfield started coaching in 1999 at his alma mater, The Bolles School in Jacksonville, Fla. He played for the Bulldogs and was a member of two Florida state championship teams (1995 and 1998). During his playing career, Silverfield helped Bolles to a No. 1 ranking in the USA Today Super 25 national high school football poll. Immediately after his playing career, Silverfield jumped to the coaching ranks as a Bolles School assistant.

Silverfield and his wife, Mariana, live in Memphis.

## MEMPHIS COACHING STAFF



### PETE LEMBO | ASSISTANT HEAD COACH/SPECIAL TEAMS COORD.

- Lembo joined the Memphis staff in January of 2019.
- A 2019 nominee for the Broyles Award
- In one season, Lembo had the Memphis special teams make a leap up in the ESPN Team Efficiency Rankings from 59th in 2018 - season prior to his arrival at Memphis - to 2nd in 2019.
- UofM special teams ranked in the top-10 in six NCAA/FBS statistical categories: kick-return yards (2nd), kick-return TD (2nd), blocked kicks (6th), blocked punts (6th), kickoff touchbacks (6th) and kick returns (9th).
- Lembo has 15 years of head coaching experience at Ball State, Elon and Lehigh.



### KEVIN JOHNS | OFFENSIVE COORDINATOR/QUARTERBACKS

- Johns was named the offensive coordinator in January of 2019.
- He spent the 2018 season at Texas Tech and 2017 season at Western Michigan in the same role.
- Prior to Texas Tech and Western Michigan, Johns spent six seasons at Indiana where the Hoosiers rewrote 54 school records during his time there.
- In 2019, Memphis ranked among the top 20 nationally in nine offensive statistical categories: passing yards, scoring offense, passing yards/completion, total offense, first downs, passing efficiency, passing offense, passing TD and third down percentage.



### MIKE MACINTYRE | DEFENSIVE COORDINATOR

- MacIntyre, a two-time National Coach of the Year and a 30-year coaching veteran, was named Memphis' defensive coordinator entering the 2020 season.
- He spent the 2019 season at Ole Miss in the same role.
- Ole Miss made impressive jumps in several defensive categories last season. The Rebels held opponents to nearly 10 fewer points in 2019 than in 2018 and also held foes to nearly 100 fewer rushing yards per game in 2019.
- Spent six seasons at Colorado and after taking over in 2013, turned a 1-11 team into a 10-3 program four seasons later.




### JIM BRIDGE | OFFENSIVE LINE

- Bridge was named Memphis' offensive line coach in January of 2020.
- Prior to his arrival in Memphis, Bridge spent four seasons from 2016-19 on head coach David Cutcliffe's staff at Duke. From 2013-15, Bridge was the offensive line coach at Purdue.
- As the Blue Devils' offensive line coach, Bridge revamped the unit the last two seasons. In 2019, he coached a line that had three new starters from the previous season, including two freshmen.
- The Blue Devils ranked fifth in the ACC in sacks allowed and 15th nationally in TFL allowed.



### CHARLES CLARK | DEFENSIVE BACKS

- Clark joined the staff at Memphis in January of 2020.
- He comes to Memphis after spending last season on the staff at Ole Miss as the program's secondary coach. There, he helped defensive back Keidron Smith rank in the top 25 in the country in forced fumbles (3).
- Prior to Ole Miss, Clark spent time at Duke, San Jose State, Colorado (working under MacIntyre) and Oregon.
- Was a four-year letterwinner and three-year starter for Ole Miss from 2003-06.
- Finished career with 198 tackles, three interceptions, 12 PBUs and five fumble recoveries.



### DAVID GLIDDEN | TIGHT ENDS

- Glidden was elevated to an assistant coach in January of 2020 after spending the last two seasons as an offensive quality control analyst.
- A 2015 graduate of Oklahoma State, Glidden suited up for four seasons for the Cowboys, finishing his career with 115 catches for 1,655 yards and six touchdowns.
- Spent some time with the Atlanta Falcons before moving in to coaching.
- Glidden worked as a member of the offensive staff with the Tigers the past two seasons, helping in the development of the Memphis wide receivers.
- Wideouts Damonte Coxie and Antonio Gibson each earned all-conference honors in 2019. Coxie is the nation's top returning receiver with 2,773 career yards.



### ANTHONY JONES | RUNNING BACKS

- Jones enters his third full season as the running backs coach for Memphis. He first coached for Memphis in the 2017 Liberty Bowl game.
- Prior to Memphis, Jones spent five seasons as the head football coach at Cordova High School. Prior to that, he spent a season as the head coach at Westwood High School, his alma mater.
- In his two seasons in charge of the running backs, the Tigers rushing attack piled up 6,533 yards and scored 78 touchdowns on the ground.
- Jones coached 75 players in six seasons that signed football scholarships.
- Attended UT Chattanooga and played wide receiver from 2004-07.



### KYLE POPE | DEFENSIVE LINE

- Pope joined the Memphis football coaching staff in January of 2020.
- Comes to Memphis after spending the 2019 season at Liberty as the linebackers coach. The Flames finished with an 8-5 overall record in their first season reclassified as an FBS program.
- In 2017 and 2018, Pope served as a defensive line graduate assistant for Alabama when the Crimson Tide reached back-to-back College Football Playoff national championship game appearances and won the 2017 national title.
- Graduated from Jacksonville State in 2015 and reached the NCAA FCS Playoffs in 2013 and 2014.



### JOHN SIMON | PASSING GAME COORDINATOR/WIDE RECEIVERS

- Simon joined the Memphis staff in January of 2019 as the passing game coordinator and the wide receivers coach.
- Simon played at Louisiana Tech from 1998-2001 where he gained more than 4,000 all-purpose yards and caught a pass in a then-NCAA record 36 consecutive games.
- After college at Louisiana Tech, Simon spent three seasons at the NFL.
- Simon helped develop one of the most prolific passing attacks in program history in 2019. For only the second time in school history, Memphis rolled up more than 4,000 yards through the air.
- Four Tigers recorded more than 600 receiving yards in 2019, led by Damonte Coxie.



### BERT WATTS | LINEBACKERS

- Watts was named the linebackers coach in January of 2020.
- Came to Memphis after serving as Fresno State's defensive coordinator in 2018 and 2019.
- Watts' defense ranked in the Top 10 nationally in several statistical categories.
- In 2018, the Bulldogs finished with a 12-2 record and were Mountain West Champions.
- Prior to Fresno State, Watts spent four seasons as the defensive coordinator at UC Davis.

\* Complete bios for all 10 assistants are available online by clicking on their name.

## MEMPHIS VS USF STATISTICAL COMPARISON

## NCAA TEAM RANKINGS

Statistic	Memphis		USF	
	Rk	Avg.	Rk	Avg.
Rushing Offense	58	165.0	61	141.3
Passing Offense	11	338.2	82	184.2
Completion Percentage	46	0.625	68	0.591
Team Pass Efficiency	17	159.2	93	108.2
Scoring Offense	33	33.0	91	18.0
Total Offense	11	503.2	87	325.5
Rushing Defense	50	150.4	84	208.8
Pass Yards Allowed	102	406.4	18	183.8
Scoring Defense	82	36.2	78	35.2
Total Defense	101	556.8	50	392.7
Team Sacks	29	2.8	101	0.5
Turnover Margin	46	0.2	75	-0.5
Net Punting	24	40.9	101	30.1
Punt Returns	61	6.0	20	13.2
Kickoff Returns	86	16.0	30	22.2

## RV MEMPHIS TIGERS (3-2, 2-2 AAC)

Team Statistics	Memphis	Opponent
	Points/Game	33.0
First Downs/Game	27.0	27.6
Rushing Yards/Game	165.0	150.4
Passing Comp-Att-Int	125-200-4	156-227-6
Passing Yards/Game	338.2	406.4
Total Offense/Game	503.2	556.8
Fumbles-Lost	12-6	10-5
Penalties-Yards	35-307	33-321
Time of Possession/Game	30:06	29:54
Third Down Conversions	37-83	34-75
Third-Down Percentage	44.6%	45.3%
Fourth Down Conversions	9-12	9-14
Fourth-Down Percentage	75%	64.3%
Red Zone Scores	18-21	19-26
Red Zone Percentage	85.7%	73.1%

## USF BULLS (1-5, 0-4 AAC)

Team Statistics	USF	Opponent
	Points/Game	18.0
First Downs/Game	18.3	22.2
Rushing Yards/Game	141.3	208.2
Passing Comp-Att-Int	117-198-6	97-158-7
Passing Yards/Game	184.2	183.8
Total Offense/Game	325.5	392.0
Fumbles-Lost	9-7	9-3
Penalties-Yards	34-321	29-279
Time of Possession/Game	27:04	32:56
Third Down Conversions	23-80	50-94
Third-Down Percentage	28.8%	53.2%
Fourth Down Conversions	7-19	8-8
Fourth-Down Percentage	36.8%	100%
Red Zone Scores	15-21	23-28
Red Zone Percentage	71.4%	82.1%

## TEAM CAPTAINS

Memphis head coach Ryan Silverfield names his team captain on a game-by-game basis.

- **Game 1 vs Arkansas State:**

QB **Brady White**

- **Game 2 at SMU:**

QB **Brady White**

- **Game 3 vs UCF:**

QB **Brady White**

- **Game 4 vs Temple:**

QB **Brady White**

- **Game 5 at Cincinnati:**

QB **Brady White**

- **Game 6 vs USF:**

- **Game 7 at Navy:**

- **Game 8 vs Stephen F. Austin**

- **Game 9 at Tulane:**

- **Game 10 vs Houston:**



## QUICK RECAP

## MEMPHIS 10, CINCINNATI 49

- In the 37th meeting between Memphis and Cincinnati, the No. 7 Bearcats bested the Tigers by a final of 49-10 last weekend at Nippert Stadium.
- QB **Brady White** threw for 316 yards and a TD against the Bearcats, bringing his Memphis career totals to 9,001 career passing yards and 77 passing TD. Both marks rank second in the Memphis record book behind Danny Wimprine (2001-04: 10,215 yards passing; 81 passing TD).
- DB **Jacobi Francis** recorded his fourth interception of his career and second of the season. Both of his INT this season came in back-to-back games (Oct. 24 vs. Temple; Oct. 31 at Cincinnati).
- WR **Calvin Austin III** posted his third straight 100-yard receiving game behind a team-high 121 yards receiving. WR **Tahj Washington** also registered a 100-yard receiving effort, tallying 104 yards. Washington also grabbed a career-long reception of 92 yards. His 92-yard TD reception matched the Tigers' third-longest pass play in program history and longest since 2011.

## KICKING THINGS OFF

## THE MEMPHIS VS USF SERIES

- Saturday marks the 11th meeting all-time between the Tigers and the Bulls. Memphis leads the series by a 6-4 margin, including wins in four of the last five matchups. The series is tied 2-2 in games played at Liberty Bowl Memorial Stadium.
- The Tigers bested the Bulls last season by a final of 49-10 in Tampa. The Tigers scored the final 42 points of the game behind a balance of 325 yards rushing and 235 yards passing (560 total offense). Defensively, the Tigers shutout the Bulls over the final three quarters and surrendered only five first downs throughout the contest.
- Since joining the American Athletic Conference in 2013, Memphis has posted a 63-34 overall record and a 39-21 record in conference play.

## MORE ON THE BULLS

- USF enters the weekend 1-5 and 0-4 in league play.
- The Bulls opened the 2020 season with a 27-6 win against The Citadel on Sept. 12 but have since dropped five straight, including four league games in the last four weekends.
- USF is led offensively by QB Jordan McCloud. The sophomore Tampa native has thrown for 757 yards against two INT on 74-of-119 passing. RBs Johnny Ford and Kelly Joiner lead the rushing attack. Ford has amassed 285 yards and three TD, while Joiner has added 222 yards on the ground and one TD.
- USF is under the direction of first-year head coach Jeff Scott.

## HOME FIELD ADVANTAGE

- The Tigers have won 12 straight home games at Liberty Bowl Memorial Stadium, which matches a program record (previously Nov. 25, 2016- Oct. 3, 2018). The current streak began with a 47-21 win against Tulsa on Nov. 10, 2018. The Tigers have won 24 of their last 25 games at home.
- Memphis has won 15 straight home games against unranked opponents. Its last home loss against an unranked opponent was a 49-42 setback against USF on Nov. 2, 2016.
- Memphis has won 19 straight home non-conference games at Liberty Bowl Memorial Stadium.
- That streak began with a 31-7 victory against Arkansas State on Sept. 21, 2013.
- The non-conference streak includes a 37-24 victory against No. 13 Ole Miss on Oct. 17, 2015 and a 48-45 win against No. 25 UCLA on Sept. 16, 2017.
- Five of those games were against Power 6 programs (Cincinnati in the AAC title game, Kansas, Ole Miss twice and UCLA).
- Memphis continues to make the Liberty Bowl a difficult place to play. Since **Ryan Silverfield** joined the coaching staff in 2016, the Tigers are 28-3 at home, including a pair of perfect 7-0 records in 2017 and 2019.



TRACKING THE TIGERS IN 2020

Opponent	Game Time (CT)	Game Length	Attend.	Halftime Score	Final Score	Coin Toss	Kickoff/Receive	Memphis 1st Poss.	Opponent 1st Poss.	Game Pants	Game Jerseys	Game Helmet
vs Arkansas State	7:10 p.m.	3:44	4,537 (c)	21-14	37-24	Won	Kickoff	TD	TD	White	Blue	White w/Blue Stripes
at SMU	2:35 p.m.	3:31	7,898	20-24	27-30	Loss	Kickoff	FG	FG	White	White	White w/Black Stripes
vs UCF	2:41 p.m.	4:08	10,554 (c)	14-27	50-49	Won	Receive	Fumble(touchback)	TD	Gray	Gray	Gray w/Memphis logo
vs. Temple	11:05 a.m.	3:36	10,321	10-15	41-29	Won	Kickoff	TD	Missed FG	Blue	Blue	Blue w/901
at Cincinnati (#7/7)	11:02 a.m.	3:16	0	10-21	10-49	Loss	Receive	Punt	Punt	Gray	White	Gray w/Memphis logo
vs USF												
at Navy												
vs Stephen F. Austin												
at Tulane												
vs Houston												

MISCELLANEOUS NOTES

THE BEGINNING OF AN ERA

- The Sept. 5 victory marked **Ryan Silverfield's** first home game and first victory as Memphis' head coach.
- The 50-49 come-from-behind win over UCF on Oct. 17 after the Tigers trailed by 21 points in the third quarter, was the largest comeback win in Memphis history as well as Silverfield's first American Athletic Conference win. The win also marked Memphis' first win over UCF in 30 years, breaking a 13-game losing streak in the series.
- Trailing 15-13 vs. Temple in the third quarter, Memphis recorded a Rodney Owens INT, 65-yard Brady White to Calvin Austin TD, O'Bryan Goodson fumble recovery and a 26-yard White to Tahj Washington TD in a seven-play span to take a 27-15 lead in 85 seconds.
- Silverfield (3-3) has been the head coach for six games beginning with the Goodyear Cotton Bowl in 2019.
- He is one of five former offensive line coaches that are now an FBS head coach (Shawn Clark - Appalachian State, Mario Cristobal - Oregon, Shawn Elliott - Georgia State and Sam Pittman - Arkansas).
- Silverfield spent the previous four seasons as Memphis' offensive line coach where he coached five offensive linemen to all-conference honors.
- Collectively, Silverfield's 2018 unit was one of 10 semifinalists for the Joe Moore Award, given to the best offensive line in college football. For his role leading the offensive line, Silverfield was named one of six finalists for the offensive line coach of the year award, sponsored by FootballScoop.
- A 2018 Frank Broyles Award candidate, Silverfield first came to Memphis in 2016 with more than 18 years of coaching experience at the high school, college and NFL levels. He remains the only coach to have worked with an NCAA single-season rushing leader (Kevin Smith, UCF in 2007) and an NFL single-season rushing leader (Adrian Peterson, Minnesota Vikings in 2008 and 2012).
- The Tigers have not had a 10-game schedule since 1970, when Memphis finished with a 6-4 record under Billy J. Murphy. Three of Memphis' opponents (Arkansas State, SMU and UTSA) are scheduled to compete in 12 games. There are only nine total programs in FBS who have a 12-game schedule.

WELCOME TO THE FAMILY

- Head coach **Ryan Silverfield** has made many new additions to the Memphis coaching staff, including a two-time National Coach of the Year.
- **Mike MacIntyre**, a two-time National Coach of the Year at Colorado and San Jose State, joined Memphis as the defensive coordinator, serving in the same role at Ole Miss last season.
- **Jim Bridge** came to the Bluff City from Duke and serves as the new offensive line coach.
- **Charles Clark**, who also was at Ole Miss last season, is Memphis' defensive backs coach.
- **Kyle Pope** is the Tigers' new defensive line coach. Pope has made four appearances in the College Football Playoff as a graduate assistant at Alabama prior to spending last season at Liberty.
- **Bert Watts** joined the staff from Fresno State and serves as the new linebackers coach.
- **David Glidden**, the Tigers' new tight ends coach, spent the previous two seasons as Memphis' offensive quality control analyst.
- Silverfield's new group of coaches join offensive coordinator **Kevin Johns**, special teams coordinator **Pete Lembo**, running backs coach **Anthony Jones** and wide receivers coach and passing game coordinator **John Simon**, all who have coached with Silverfield at least one season in Memphis.

CALLING THE OFFENSE

- Calling the offense is no new task for offensive coordinator **Kevin Johns**, who called the plays in the Goodyear Cotton Bowl after the departure of former head coach Mike Norvell. It's a role he shared at Texas Tech.
- Memphis rolled up 703 total yards (486 pass, 217 rush), the fifth most all-time, vs. UCF on Oct. 17. The 1,501 combined yards by Memphis and UCF broke the previous single-game AAC record (1,479 - Memphis at UCF, 2017). The 1,087 combined passing yards broke the previous single-game AAC record of 1,067 - which ironically came when Johns was the offensive coordinator at Texas Tech in a game vs. Houston in 2018.
- In the Cotton Bowl, Memphis amassed 542 yards of total offense against a Penn State defense that only gave up 346.5 yards per game.
- At Texas Tech in 2018, Johns guided a Red Raiders offense that ranked fourth in the country with 352.6 passing yards per game and 12th with 485.2 total yards per game.
- Johns' experience with a high-octane offense extends beyond Memphis and Texas Tech. While at Indiana from 2011-16, the Hoosiers rewrote 54 school records including season marks for points, total yards, passing yards and rushing yards.
- The Tigers had 502 yards of offense in the season-opener against Arkansas State.

ON THE UP AND UP

- Memphis has posted 60 victories since 2014, giving the Tigers the 10th-most wins in the FBS in that span. The 60 wins are the most among American Athletic Conference schools during that stretch.
- The Tigers have won 50 games from 2015 to the present day, setting the school record for most wins in a five-year stretch. The previous five-year high was 45 games from 2014-18.
- Memphis' 12-2 overall record in 2019 guaranteed at least a .500 record for the 2010s decade. Memphis last had a winning decade during the 1970s.
- The Tigers' have won at least 10 games only four times in program history. The 12 victories in 2019 were a school record.
- Memphis is one of only 12 FBS programs with at least eight wins each of the last five seasons (Alabama, Appalachian State, Boise State, Clemson, Georgia, Iowa, LSU, Michigan, Ohio State, Oklahoma and Wisconsin).

AAC STANDINGS\*

Team	American	Overall	Streak
Cincinnati	3-0 1.000	5-0 1.000	W5
Tulsa	3-0 1.000	3-1 .750	W3
SMU	3-1 .750	6-1 .857	W1
Houston	2-1 .667	2-2 .500	L1
UCF	3-2 .600	4-2 .667	W2
Navy	3-2 .600	3-4 .429	L2
Memphis	2-2 .500	3-2 .600	L1
Temple	1-3 .250	1-3 .250	L2
East Carolina	1-3 .250	1-4 .200	L2
Tulane	1-4 .200	3-4 .429	W1
USF	0-4 .000	1-5 .167	L5

UPCOMING AMERICAN SCHEDULE

SATURDAY, NOVEMBER 7

Tulane at East Carolina*	11 a.m.	ESPN+
USF at Memphis*	11 a.m.	ESPN+
Tulsa at Navy*	11 a.m.	CBSSN
SMU at Temple*	11 a.m.	ESPN+
Houston at Cincinnati*	2:30 p.m.	ESPN

All Times Central

LAST WEEK'S RESULTS

FRIDAY, OCTOBER 30

Tulsa 34, East Carolina 30*	Tulsa	ESPN2
-----------------------------	-------	-------

SATURDAY, OCTOBER 31

Cincinnati 49, Memphis 10*	Cincinnati	ESPN
Tulane 38, Temple 3*	New Orleans	ESPN+
UCF 44, Houston 21*	Houston	ESPN+
SMU 51, Navy 37*	Dallas	ESPN2



**TIGER TRENDS**

	Silverfield Era #s	2020
Home	3-0	3-0
Road	0-2	0-2
Neutral	0-1	0-0
Grass	1-0	1-0
Artificial Turf	3-3	3-2
Won Coin Toss	2-2	2-1
Lost Coin Toss	1-1	1-1
<b>Memphis' Record When...</b>		
Leading after the 1st quarter	1-1	1-0
Trailing after the 1st quarter	1-1	1-1
Tied after the 1st quarter	1-1	1-1
Leading at halftime	1-0	1-0
Trailing at halftime	2-3	2-2
Tied at halftime	0-0	0-0
Leading after the 3rd quarter	2-0	2-0
Trailing after the 3rd quarter	1-2	1-1
Tied after 3rd quarter	0-1	0-1
Leading with less than 2:00 to play	2-0	2-0
Trailing with less than 2:00 to play	1-2	1-1
Tied with less than 2:00 to play	0-1	0-1
Scores first	1-1	1-0
Opponent scores first	2-2	2-2
Scores 20+ points	3-2	3-1
Opponent scores 20+ points	3-3	3-2
Holds opponents to 20 points or less	0-0	0-0
Game is decided by 3 points or less	1-1	1-1
Game is decided by 10 points or less	1-1	1-1
<b>Memphis' Record With...</b>		
Less than 150 yards rushing	0-2	0-1
150+ yards rushing	3-1	3-1
200+ yards passing	3-1	3-1
300+ yards passing	2-1	2-0
300+ total offense	3-1	3-1
400+ total offense	3-1	3-1
500+ total offense	2-2	2-1
70+ total plays	3-1	3-1
80+ total plays	2-2	2-2
<b>Memphis' Record When Allowing...</b>		
Less than 150 yards rushing	2-1	2-1
150+ yards rushing	1-1	1-0
200+ yards passing	2-1	2-1
300+ yards passing	1-1	1-1
300+ total offense	2-1	2-1
400+ total offense	2-1	2-1
500+ total offense	1-2	1-1
70+ total plays	2-2	2-1
80+ total plays	1-0	1-0
<b>Memphis' Record When...</b>		
Committing fewer turnovers	2-1	2-1
Committing more turnovers	1-2	1-1
Turnovers are the same	1-0	1-0
Having fewer penalty yards	2-1	2-1
Having more penalty yards	1-2	1-1
Leading time of possession	2-2	2-1
Trailing time of possession	1-1	1-1
<b>Memphis' High &amp; Low Water Marks...</b>		
Largest halftime lead	+7 (9/5/20)	+7
Largest halftime deficit	-13 (10/17/20)	-13
Highest number of plays	95 (10/17/20)	95
Lowest number of plays	64 (10/31/20)	64
Opponent highest # of plays	96 (10/17&24/20)	96
Opponent lowest # of plays	67 (10/31/20)	67
Warmest Game Temperature	81° (9/5,10/3/20)	81°
Coldest Game Temperature	48° (10/31/20)	48°
<b>Memphis' Record For...</b>		
Day games	2-3	2-2
Night games (5 p.m. kickoff or later)	1-0	1-0
Games with temperature 40s or below	0-1	0-1
Games with temperatures in 50s	1-0	1-0
Games with temperatures in 60s	1-0	1-0
Games with temperatures in 70s	0-1	0-0
Games with temperatures in 80s	1-1	1-1
Games with temperatures in 90s	0-0	0-0

**MISCELLANEOUS NOTES**

**MEMPHIS IN AMERICAN ATHLETIC CONFERENCE PLAY**

- Memphis was picked to finish third in the 2020 American Athletic Conference Preseason Media Poll.
- The 2020 campaign marks the first year the league will not be divided up in divisions. Although selected third overall, Memphis remains the highest traditional West Division team for the fourth-straight season.
- For the first time since joining the American Athletic Conference in 2013, Memphis won the AAC Championship outright and earned a New Year's Six berth to the Goodyear Cotton Bowl in 2019.
- Since conference championship games were established in 1992, Memphis became only the eighth P6 team in FBS history to reach its conference title game three years in a row. The Tigers are the first AAC program to reach a conference championship game three straight years.
- The other seven P6 programs to reach their conference championship games three (or more) years in a row are: Alabama (1992-94; 2014-16), Clemson (2015-19), Florida (1992-96), Florida State (2012-14), Georgia (2017-19), Ohio State (2017-19) and Oklahoma (2006-08, 2017-19).
- Memphis is 63-34 overall in seven seasons as a member of the American Athletic Conference. Since joining the league in 2013, the Tigers own a 39-21 conference record.

**NEW LINE**

- After the departure of offensive linemen Dustin Woodard and Scottie Dill, Memphis' offensive line has a new look.
- Only one lineman (OL **Obinna Eze**) started in a position he had any collegiate experience at (left tackle). OL **Manuel Orona-Lopez** has five starts at center this year after collecting 14 starts at right guard in 2019. OL **Dylan Parham** earned his first five starts at right tackle after starting 28 consecutive games at left guard.
- The Tigers saw two new faces to the line against Arkansas State. OL **Matt Dale** picked up his first career start at right guard in just his third collegiate game and played left guard at #7 Cincinnati. His previous experience was at right tackle. OL **Isaac Ellis** had his first five collegiate starts at left guard this year.
- The Tigers did not allow a sack against Arkansas State on Sept. 5 and vs. Temple on Oct. 24.

**NEW FACES, FIRST STARTS**

- 14 players earned their first starts at Memphis this season: WR **Calvin Austin III**, CB **John Broussard**, LB **Jalil Clemons**, RB **Rodrigues Clark**, OL **Matt Dale**, DE **Wardal Ducksworth**, OL **Isaac Ellis**, DL **Morris Joseph**, WR **Javon Ivory**, DE **Cole Mashburn**, DB **Sylvonta Oliver**, DB **Rodney Owens**, WR **Tahj Washington** and DL **Wardalis Ducksworth**.
- 12 Tigers made their Memphis debuts in the season opener: OL **Brackston Alford**, DL **John Cartwright**, DB **An'Darius Coffey**, WR **Marcayll Jones**, OL **Jacob Likes**, RB **Asa Martin**, DB **Harold Nash III**, DB **Devonte Nelson**, DB **Sylvonta Oliver**, DL **Kajuan Robinson**, LB **Ja'Len Sims** and DL **Maurice White**.

**O-LINE EXPERIENCE**

Starter	Position	GP/GS*
Obinna Eze	Left Tackle	25/19
Isaac Ellis	Left Guard	10/5
M. Orona-Lopez	Center	7/5
Matt Dale	Right Guard	3/1
Matt Dale	Left Guard	1/0
Dylan Parham	Right Tackle	5/5
Dylan Parham	Left Guard	28/28
Evan Fields	Right Guard	4/4

\* Denotes games played and games

**MEMPHIS IN OVERTIME GAMES**

- Memphis has been involved in eight overtime games (2-6). The Tigers have played a total of four multi-overtime affairs and have a 2-2 record in those games.
- The Tigers came up just short in the 2017 American Athletic Conference Championship game in double-OT at UCF, 62-55. The Tigers and Knights combined to score 117 points, the highest total in a conference title game in FBS history.
- Memphis ended the 2014 season with the first overtime game in five seasons, defeating BYU 55-48 in double-OT at the Miami Beach Bowl.

MISCELLANEOUS NOTES

THE BEST OF THE BEST - KICKOFF RETURNS

- Against Navy in 2019, DB **Gabriel Rogers** returned a 99-yard kickoff for a TD on his first career kickoff return. That was the fourth-longest return in program history.
- Rogers' TD marked the fourth-straight season the Tigers returned a kickoff for a TD.
- Only Memphis and Troy returned a kickoff for a touchdown every year from 2016-2019.
- WR Antonio Gibson joined in on the fun in Memphis' 54-48 victory against SMU on Nov. 2. Gibson recorded his first and the Tigers' second kickoff return TD of the 2019 season to open the second half against the Mustangs.
- DB Chris Claybrooks accounted for the third one last season in the first meeting against Cincinnati on Nov. 29.
- The Tigers have returned 11 kickoffs for a TD in the last four years, the most in the nation. Tony Pollard accounts for seven of those, while Darrell Henderson, Claybrooks, Gibson and Rogers account for the other three.

KICKOFF RETURN TDS (SINCE 2016)

Team	Total # of TDs
Memphis	11
San Diego State	8
Kansas State	7
Troy	6
Five programs	5

THANK YOU FOR YOUR FAITHFUL SERVICE, TOM III

- TOM III, the beloved Bengal Tiger mascot for the University of Memphis who was a part of one of the most glorious periods in University and athletics history, passed away on Sept. 18 less than three weeks after his 12th birthday. TOM III was remembered with a moving ceremony as his ashes made a final lap around the Liberty Bowl in his custom-designed, climate-controlled trailer prior to the 50-49 win over UCF on Oct. 18, as the Tigers' 21-point come-from-behind victory was the largest in school history.
- TOM III's last game attended came as the No. 16 Memphis Tigers defeated No. 21 Cincinnati in a come-from-behind 29-24 victory in the 2019 American Athletic Conference Championship at the Liberty Bowl on Dec. 7.
- TOM III attended his first game at Liberty Bowl Memorial Stadium as a cub in 2008.
- He was born Aug. 31, 2008, and arrived in Memphis a few short months later on Oct. 23. His first game at the Liberty Bowl was on Nov. 22 against UCF. In 73 games attended, TOM III produced a 44-29 home record. Since he arrived in Memphis, the Tigers went 73-73 (.500) overall and 45-29 at home.
- TOM III's predecessors did not have the same level of on-field success. The university's first live mascot, TOM, recorded an 85-119-6 (.405) record from 1972-91.
- Starting in 1992, TOM II paw-trolled the sidelines and saw Memphis produce an 84-108 (.438) mark until his passing in 2008.
- TOM III was raised by a proud Memphis Tiger, Scott Forman, who has attended 265 consecutive Memphis football games since 1999.

FROM THE BLUFF CITY TO THE NFL

- Since 2015, 11 Memphis players have been drafted by the National Football League. On current NFL rosters, four former Tigers are listed at running back (Antonio Gibson, Darrell Henderson, Tony Pollard and Patrick Taylor Jr.).
- Memphis' run game has been a solid compliment to its receiving game as former wide receiver Anthony Miller is also currently on an NFL roster.
- In 2017 and 2018, the duo of Darrell Henderson and Taylor Jr. combined for 2,000 rushing yards. Add Tony Pollard to the mix in 2018 and the combined total of those three running backs was over 2,500 rushing yards.
- Antonio Gibson, who spent his career primarily as a wide receiver at Memphis, has made the transition to Washington's run game. Gibson racked up 735 receiving yards and 369 rushing yards in 2019, making him the only player with at least 700 receiving and 300 rushing yards in the FBS.

TIGERS IN THE NFL

Memphis has 14 former players on NFL rosters or the practice squad this year.

- Genard Avery, Philadelphia Eagles
- Chris Claybrooks, Jacksonville Jaguars
- Jordan Devey, Buffalo Bills
- Jake Elliott, Philadelphia Eagles
- Antonio Gibson, Washington Football Team
- Stephen Gostkowski, Tennessee Titans
- Darrell Henderson, Los Angeles Rams
- Bryce Huff, New York Jets
- Arthur Maulet, New York Jets
- Bobby McCain, Miami Dolphins
- Anthony Miller, Chicago Bears
- Dontari Poe, Dallas Cowboys
- Tony Pollard, Dallas Cowboys
- Patrick Taylor Jr., Green Bay Packers

MEMPHIS DRIVE CHART

LONGEST DRIVES BY YARDS (MIN 75 YARDS)

Opponent	Quarter, #	Plays	Yards	Time	Result
UCF	3rd, 2	8	96	3:28	TD
at Cincy	1st, 3	1	92	0:15	TD
Temple	4th, 3	8	88	2:52	TD
at SMU	3rd, 2	14	87	6:33	TD
UCF	4th, 3	9	85	1:30	TD
A-State	1st, 1	12	85	4:35	TD
UCF	4th, 2	6	84	1:44	TD
at SMU	2nd, 2	5	83	2:06	TD
A-State	2nd, 3	9	80	1:46	TD
Temple	1st, 1	11	80	3:21	TD
A-State	1st, 3	9	77	3:14	TD
A-State	3rd, 4	14	75	5:57	FG
at SMU	2nd, 1	9	75	2:35	TD
UCF	1st, 1	7	75	3:24	FUMBLE
UCF	1st, 2	4	75	0:57	TD
UCF	3rd, 1	9	75	3:16	TD

LONGEST DRIVES BY PLAYS (MIN 10 PLAYS)

Opponent	Quarter, #	Plays	Yards	Time	Result
at SMU	3rd, 2	14	87	6:33	TD
A-State	3rd, 4	14	75	5:57	FG
Temple	3rd, 1	13	47	6:15	FG
UCF	4th, 1	12	70	3:24	TD
A-State	1st, 1	12	85	4:35	TD
at Cincy	2nd, 3	12	60	3:30	FG
Temple	1st, 1	11	80	3:21	TD
at SMU	1st, 1	11	67	2:36	FG
at SMU	1st, 3	11	51	4:29	INT
UCF	1st, 3	10	52	4:29	PUNT

LONGEST DRIVES BY TIME (MIN 4:00)

Opponent	Quarter, #	Plays	Yards	Time	Result
at SMU	3rd, 2	14	87	6:33	TD
Temple	3rd, 1	13	47	6:15	FG
A-State	3rd, 4	14	75	5:57	FG
A-State	1st, 1	12	85	4:35	TD
UCF	1st, 3	10	52	4:29	PUNT
at SMU	1st, 3	11	51	4:29	INT
at SMU	4th, 1	7	35	4:16	PUNT
UCF	2nd, 1	9	26	4:14	PUNT

**OFFENSIVE RANKINGS**

**INDIVIDUAL CAREER WINS AS MEMPHIS STARTING QB**

Rk	Player	Years	Wins
<b>T1</b>	<b>Brady White</b>	<b>2018-20</b>	<b>23</b>
T1	Lloyd Patterson	1975-78	23
T3	Paxton Lynch	2013-15	22
T3	James Earl Wright	1958-61	22
5	Russell Vollmer	1960-63	20

**INDIVIDUAL CAREER PASSING YARDS**

Rk	Player	Years	Yards
1	Danny Wimprine	2001-04	10,215
<b>2</b>	<b>Brady White</b>	<b>2018-Present</b>	<b>9,001</b>
3	Paxton Lynch	2013-15	8,863
4	Riley Ferguson	2016-17	7,955
5	Martin Hankins	2006-07	5,770
6	Danny Sparkman	1983-85	4,311
7	Lloyd Patterson	1975-78	4,201
8	Steve Matthews	1992-93	3,980
9	Bernard Oden	1995-97	2,686
10	Will Hudgens	2005-09	2,681

**INDIVIDUAL CAREER PASS COMPLETION PERCENTAGE**

Rk	Player	Years	Pct.
1	Jacob Karam	2012-13	63.7
<b>2</b>	<b>Brady White</b>	<b>2018-Present</b>	<b>63.2</b>
3	Riley Ferguson	2016-17	63.1
4	Paxton Lynch	2013-15	62.9
5	Steve Matthews	1992-93	61.0
6	Martin Hankins	2006-07	60.5
7	Arkelon Hall	2008-09	56.4
8	Will Hudgens	2005-09	55.8
9	Danny Wimprine	2001-04	55.0
10	David Fowler	1972-74	51.1

**INDIVIDUAL CAREER TOUCHDOWN PASSES**

Rk	Player	Years	TD
1	Danny Wimprine	2001-04	81
<b>2</b>	<b>Brady White</b>	<b>2018-Present</b>	<b>77</b>
3	Riley Ferguson	2016-17	70
4	Paxton Lynch	2013-15	59
5	Martin Hankins	2006-07	43
6	Steve Matthews	1992-93	31
7	Lloyd Patterson	1975-78	30
8	Danny Sparkman	1983-85	27
9	James Earl Wright	1959-61	26
10	Billy Fletcher	1963-65	21

**OFFENSE NOTES**

**WELCOME BACK, DR. 4000**

- Back for year number three donning the Blue and Gray, QB **Brady White** entered the 2020 season as the FBS's only 4,000-yard passer from a year ago.
- White has made an impact from day one and with 33 games under his belt at Memphis, he currently sits second all-time with 9,001 career passing yards and 77 TD.
- With a win over Temple on Oct. 24, White tied Lloyd Patterson (1975-78) for the most wins (23) in program history as a starting quarterback.
- White surpassed the 8,000-yard mark after throwing for a career- and program-high 486 yards in a comeback win over UCF on Oct. 17.
- Following his record-setting performance against UCF, White was named the Walter Camp National Offensive Player of the Week.
- He finished with 33 TD last season, making him just the second Memphis quarterback all-time to record 30 TD in a single-season. Former Tiger QB Riley Ferguson recorded totals of 38 and 32 in 2017 and 2016, respectively.
- White is one of only four quarterbacks at Memphis to throw for over 400 yards in a game (Ferguson, Paxton Lynch and Martin Hankins).
- White has been named to numerous watch lists during the preseason. He is one of three Tigers to earn a spot on the Maxwell Award Watch List (Coxie and Gainwell) and he was also named to the Johnny Unitas Golden Arm, the Manning Award and the Wuerffel Trophy watch lists.
- **White** graduated in December 2017 from Arizona State with a bachelor's degree in business. In August 2019, White graduated with a master's degree in sports and leisure commerce and is enrolled in a PhD program at Memphis.

**300-PLUS YARD PASSING GAMES**

Yards	Opponent	Year
486	vs UCF	2020
454	vs Penn State	2019
363	at Temple	2019
362	at ECU	2018
358	vs Tulane	2019
358	vs Mercer	2018
350	vs SMU	2019
341	at Houston	2019
337	vs Southern	2019
316	at Cincinnati	2020
313	vs Temple	2020

**JOINING THE CLUB OF PLAYMAKERS**

- WR **Calvin Austin III** has turned into one of the many emerging playmakers for the Tigers.
- The former walk-on has recorded three consecutive games with at least 100 yards receiving. He had 151 yards and 2 TDs Oct. 17 against UCF; 184 yards and a TD Oct. 24 against Temple; and 121 yards Oct. 31 against Cincinnati.
- Austin ranks third in the AAC and 16th nationally in receiving yards per game with 109.
- Austin has been at his best when it matters most, as he is leading the AAC and is second nationally with 377 second-half receiving yard this season.
- Austin was awarded a scholarship after the Tigers defeated Houston on Nov. 16, 2019.
- In addition to his recent success on the football field, Austin is an All-American with the Memphis Track and Field program.

**BACK INTO THE FOLD**

- After seeing the field just four times in 2019, redshirt senior **Sean Dykes** has made a big splash this season.
- Against Arkansas State, Dykes recorded his second career 100-yard receiving game with 137 yards. It was also his first career two TD performance.
- Dykes has appeared in 45 games for the Tigers at tight end with 58 catches for 876 yards and nine TDs.
- Dykes also has 24 starts for the Tigers.

**COUNTDOWN TO 1K MEMPHIS' TOP TIGHT ENDS**

Tight End	Years	Yards*
Joey Magnifico	2016-19	1,063
Alan Cross	2012-15	1,050
Sean Dykes	2016-20	876

\*Career receiving yards

**OFFENSE START CHART (CAREER STARTS)**

OPPONENT	QB	RB	WR	WR	WR	TE	LT	LG	C	RG	RT
Arkansas State	White	Clark	Watkins (1)	Coxie	Austin	Dykes	Eze	Ellis	Orona-Lopez	Dale (1)	Parham
at SMU*	White	Clark	Washington	Coxie (30)	Austin	Dykes	Eze	Ellis	Orona-Lopez	Fields	Parham
UCF*	White	Clark	Washington	Ivory	Austin	Dykes	Eze	Ellis	Orona-Lopez	Fields	Parham
Temple*	White	Clark	Washington	Ivory	Austin	Wilson (4)	Eze	Ellis	Orona-Lopez	Fields	Parham
at Cincinnati*	White (33)	Clark (5)	Washington (4)	Ivory (3)	Austin (5)	Dykes (24)	Eze (18)	Ellis (5)	Orona-Lopez (19)	Fields (4)	Parham (33)
USF*											
at Navy*											
Stephen F. Austin											
at Tulane*											
Houston*											

**DEFENSE NOTES**

**UNDER NEW DIRECTION**

- **Mike MacIntyre**, a two-time National Coach of the Year and a 30-year coaching veteran, was named Memphis football's defensive coordinator entering the 2020 season after serving in the same position at Ole Miss.
- MacIntyre spent the 2019 season as Ole Miss' defensive coordinator and did a phenomenal job in turning around the defense in his lone campaign in Oxford, Miss.
- In 2019, Ole Miss posted a 4-8 overall record, but of the eight setbacks, five were by single digits. A major reason the Rebels remained close in many contests was the improvement of their defense under MacIntyre.
- Ole Miss made impressive jumps in several defensive statistical categories. The Rebels held opponents to nearly 10 fewer points in 2019 (26.5 ppg/No. 59 in NCAA) than in 2018 (36.2 ppg/No. 113) and also held foes to nearly 100 fewer rushing yards per game in 2019 (138.5 ypg/No. 42) than in 2018 (221.8 ypg/No. 116).
- Ole Miss' total defense under MacIntyre jumped nearly 40 spots in the NCAA rankings. The Rebels limited opponents to just under 70 fewer total yards per game.
- MacIntyre has made turnarounds a trademark of his career. As head coach at Colorado, he took over a program coming off a 1-11 season and four years later directed the Buffs to a 10-3 mark and their first appearance in the Pac-12 Championship game in 2016. As head coach of San Jose State, MacIntyre resuscitated a San Jose State team from a 1-12 record in 2010 to one that finished 10-2 in 2012.

**NO PASS IS SAFE**

- Memphis recorded two interceptions against Arkansas State by veteran LB **Xavier Cullens** and Tiger newcomer DB **Sylvonta Oliver**.
- It was Cullens' second career pick and Oliver's first. Oliver also earned his first career start after transferring from Itawamba Community College.
- Memphis notched three interceptions against Temple Oct. 24, including two by DB **Rodney Owens**, the first two of his career. Owens became the first Tiger since Austin Hall against Navy in 2017 record two interceptions in a game.
- CB **Jacobi Francis** had interceptions in consecutive games against Temple Oct. 24 and Cincinnati Oct. 31. He now has four for his career.

**DEPTH AND EXPERIENCE**

- Other than the departures of LB Austin Hall, DE Bryce Huff and DT Jonathan Wilson, the Memphis defense entered the 2020 season with a significant amount of experience.
- Twelve players with a start under their belt return to the lineup for Memphis.
- DB **TJ Carter** leads the way with 41 career starts. Carter missed the final two games of 2019 due to injury and had his 39-game start streak snapped. He also missed games against UCF (Oct. 17), Temple (Oct. 24) and Cincinnati (Oct. 31) with an injury.
- Carter, along with DL **O'Bryan Goodson** and DL **Joseph Dorceus**, earned all-conference accolades in 2019. Dorceus, who joined the program as a walk-on and later earned a scholarship in the spring of 2018, needs 5.5 TFL to tie Hall for 10th on the all-time charts. His 14.5 TFL in 2019 were the 12th-most in a single-season in program history.
- At linebacker, **JJ Russell** has 31 starts to his name. Russell has 147 total tackles (99 solo) with 15.5 TFL and 4 sacks.

**NEW FACES ON THE STAFF**

- The entire defensive coaching staff is new to Memphis in 2020. In addition to MacIntyre joining the staff, Memphis welcomes defensive backs coach **Charles Clark**, defensive line coach **Kyle Pope** and linebackers coach **Bert Watts** to the Bluff City.
- Prior to his time at Ole Miss, Clark coached at Duke, San Jose State, Colorado and Oregon. He was at Colorado from 2013-16 and helped lead four DBs to all-conference honors and three DBs were drafted in the first four rounds of the NFL Draft.
- Pope spent last season at Liberty, where the Flames are coming off of a 23-16 victory over Georgia Southern in the 2019 FBC Mortgage Cure Bowl. Liberty held the Eagles' FBS top 10 rushing offense to a total of 154 yards on the ground, more than 100 yards shy of their season average.
- Prior to Liberty, Pope was Alabama's defensive line graduate assistant when the Crimson Tide reached back-to-back College Football Playoff national championship game appearances and won the 2017 national title.
- Watts helped guide a defense at Fresno State that ranked in the top 10 nationally in several categories. In 2018 while Watts was the Bulldogs defensive coordinator, Fresno State finished with a 12-2 record and were Mountain West Champions.

**DEFENSIVE RANKINGS**

**MOST CAREER TACKLES FOR LOSS**

Rk	Player	TFL	Yards	Years
1	Tim Harris	49	251	1982-85
2	Genard Avery	45.5	216	2014-17
3	Tony Brown	42	138	1999-2002
4	Bryce Huff	39.5	182	2016-19
5	Frank Trotter	36.5	84	2008-11
6	Martin Ifedi	36	159	2010-14
	Marlon Brown	36	192	1985-88
8	Tony Williams	35	119	1993-96
9	Marcus Bell	34	107	1997-2000
10	Austin Hall	33.5	97	2016-19
	<b>Joseph Dorceus</b>	<b>28.0</b>	<b>109</b>	<b>2017-Present</b>

**MOST CAREER SACKS**

Rk	Player	Total	Years
1	Martin Ifedi	22.5	2010-14
2	Tramont Lawless	22	1996-99
3	Genard Avery	21.5	2014-17
4	Marquis Bowling	20	1995-98
5	Marlon Brown	19	1985-88
T6	Tim Harris	18	1982-85
T6	Bryce Huff	18	2016-19
8	Tony Brown	17	1999-2002
	Marvin Thomas	17	1983-86
	Andre Arnold	17	1998-2000
	<b>Joseph Dorceus</b>	<b>13</b>	<b>2017-Present</b>

**INTERCEPTIONS PER GAME (AAC)**

Rk	Team	Games	Int.	Int. Per Game
1	Cincinnati	5	8	1.60
<b>2</b>	<b>Memphis</b>	<b>5</b>	<b>6</b>	<b>1.20</b>
3	USF	6	7	1.17
	UCF	6	7	1.17
5	ECU	5	5	1
	Tulsa	4	4	1
7	SMU	7	6	.86
8	Tulane	7	4	.57
9	Temple	4	2	.50
10	Navy	7	3	.43
11	Houston	4	1	.25

**DEFENSE START CHART (CAREER STARTS)**

OPPONENT	DT	NT	DT	WILL	MIKE	JACK	SAM	CB	BS	FS	CB
Arkansas State at SMU*	Joseph Duckworth	Goodson	Dorceus	Clemons	Russell	Cullens (6)	Owens	Carter	Oliver (1)	Blake Jr.	Francis
UCF*	Joseph Duckworth	Goodson	Dorceus	Clemons	Russell	Pickens	Owens	Carter (41)	Francis	Blake Jr. (12)	Lindsey
Temple*	Joseph Duckworth	Goodson (39)	Dorceus	Clemons (3)	Russell	Owens	Pickens	Broussard	Lindsey	Johnson	Francis (19)
at Cincinnati*	Joseph (4)	Goodson	Duckworth (2)	Co. Mashburn	Russell	Owens	Pickens	Broussard	Lindsey	Johnson	Francis
USF*	Joseph (4)	Goodson (41)	Dorceus (16)	Co. Mashburn (2)	Russell (31)	Owens (5)	Pickens (14)	Broussard (3)	Lindsey (23)	Johnson (3)	Francis (21)
at Navy*											
Stephen F. Austin at Tulane*											
Houston*											

## SPECIAL TEAMS RANKINGS

## INDIVIDUAL CAREER PUNT AVERAGE (MIN. 80 PUNTS)

Rk	Player	Years	Average
1	Michael Gibson	2005-06	44.0
2	<b>Adam Williams</b>	<b>2018-Present</b>	<b>43.8</b>
3	Jeff Buffaloe	1991-92	43.5
4	Spencer Smith	2014-17	43.4
5	Tom Hornsey	2010-13	43.1
6	Jim Cande	1997-99	41.8
7	Brent Sutherland	2007-08	40.8
8	Jeff Fite	1987-90	40.2
9	Paul Wilson	1969-72	39.8
10	Ben Graves	1998-2000	39.6
	Olie Cordill	1963-65	39.6

## CAREER MOST POINTS KICKING

Rk	Player	Years	Points (PAT/FG)
1	Jake Elliott	2013-16	445 (202/81)
2	<b>Riley Patterson</b>	<b>2017-Present</b>	<b>386 (221/55)</b>
3	Stephen Gostkowski	2002-05	369 (159/70)
4	Joe Allison	1990-93	262 (109/51)
5	Matt Reagan	2006-09	260 (122/46)
6	Ryan White	1998-01	248 (101/49)

## CAREER HIGHEST FIELD GOAL PERCENTAGE

Rk	Player	Years	Percentage
1	<b>Riley Patterson</b>	<b>2017-Present</b>	<b>78.6</b>
2	Jake Elliott	2013-16	77.9
3	John Butler	1986-89	76.2
4	Stephen Gostkowski	2002-05	76.1
5	Ryan White	1998-2001	73.1
6	Joe Allison	1990-93	71.8
7	Matt Reagan	2006-09	69.7

## CAREER FIELD GOALS MADE

Rk	Player	Years	Field Goals
1	Jake Elliott	2013-16	81
2	Stephen Gostkowski	2002-05	70
3	<b>Riley Patterson</b>	<b>2017-Present</b>	<b>55</b>
4	Joe Allison	1990-93	51
5	Ryan White	1998-2001	49
6	John Butler	1986-89	48
7	Matt Reagan	2006-09	46



## SPECIAL TEAMS NOTES

## BIG MAN, BIG WHEELS

- In the third quarter against Arkansas State, DL **Joseph Dorceus** executed a fake punt perfectly and rolled up Memphis' longest run of the contest (25 yards).
- Although Dorceus has been a member of the heavy package at Memphis, the run was his first career run donning the Blue and Gray. He has two catches for eight yards.
- At Spring High School in Spring, Texas, Dorceus was a member of the defense and was a running back. On offense, he finished his career with 41 carries for 238 yards and 15 TD.
- His older brother, Doroland, was a running back for the Tigers program from 2013-17. Doroland ranks 11th all-time at Memphis with 2,082 career rushing yards.

## SPECIAL TEAMS EFFICIENCY

- Per ESPN, Memphis was ranked second nationally in special teams efficiency with a 74.2 rating in 2019. Georgia Southern led the nation with a 74.4 rating.
- Prior to special teams coordinator Pete Lembo's arrival in Memphis, the Tigers were ranked 58th nationally in special teams efficiency in 2018.
- The Tigers also earned college football's highest rating for 'Special Teams Points Added' from Championships Analytics, Inc. and were ranked in the top 10 for overall special teams by FootballOutsiders.com.
- ESPN's efficiency ratings measure a unit's per-play contribution to a team's scoring margin, adjusted for the opposing unit faced.

## ABOUT THE KICKER

- PK **Riley Patterson** became the first FBS kicker since 2016 Lou Groza Award winner Zane Gonzalez to kick at least five 50-yard field goals while connecting at better than 90 percent overall. In 2019, Patterson connected on 23 of his 25 field goal attempts (92 percent) with five of those being of at least 50 yards.
- His 23 made field goals in 2019 tied the single-season program record set by Jake Elliott in 2015 and Joe Allison in 1992. Allison became the first winner of the Lou Groza Award after his 1992 campaign.
- In the second quarter against SMU, Patterson connected on a career-long and tied a program record with his 56-yard field goal.
- He is one of four returning FBS kickers who scored at least 120 points last season and is one of 10 FBS kickers who made more than 20 field goals while connecting on at least 80 percent of them.
- Against Penn State in the 84th Goodyear Cotton Bowl Classic, Patterson individually rewrote the record books.
- Patterson made a program and NCAA bowl record six field goals and converted on three PATs to score a school and Cotton Bowl record 21 points kicking. His 51-yard field goal in the third quarter against Penn State was also a Cotton Bowl record.
- With his 386 total points, Patterson is second all-time in program history. Memphis great and Super Bowl LII champion Jake Elliott holds the record with 445 total points (202 PAT/81 FG). Patterson became the fourth kicker in the league to eclipse 300 career points kicking.
- Patterson is fourth on the Memphis all-time list in highest PAT percentage at 97.4 percent (221-for-227).

## PERFECTLY PLACED

- ▶ P **Adam Williams** has been an integral part to the Memphis special teams the last two seasons.
- ▶ In the fourth quarter at ULM in 2019, Williams boomed a career-long 77 yard punt. Then, against Tulane on Oct. 19, Williams recorded a 76 yard punt, marking his third career 70-plus yard punt. His 77-yard punt was the fourth-longest in school history and second-longest in AAC history. Only Tom Hornsey has kicked a longer punt (79 yards - Sept. 7, 2013 against Duke) since Memphis joined The American.
- ▶ Williams' average of 54.7 yards per punt against ULM broke Spencer Smith's single-game record (min. 2 punts) set vs Temple in 2016.
- ▶ Williams is one of two punters (Michael Gibson) in program history with three punts of over 70-plus yards. He is the first punter at Memphis with multiple punts of 75-plus yards (77 and 76).
- ▶ Williams is second in program history with an average of 43.8 yards per punt for his career.

## THERE'S A FIRST FOR EVERYTHING

- ▶ H **Preston Brady** scored the first points of his Memphis career when he ran in a two-point conversion against ULM on Oct. 5, 2019. It was the first successful rushing two-point conversion since Tulane on Oct. 14, 2016.
- ▶ PK **Riley Patterson** recovered his own on-side kick at ULM in 2019 for the first time in his career. It was the first Memphis recovered on-side kick since USF on Nov. 12, 2016. The Tigers finished with two recovered on-side kicks in 2019, matching the total set in 2016.
- ▶ DB **Gabriel Rogers** returned his first-ever kickoff for a TD against Navy.
- ▶ P **Adam Williams** recorded his first pass completion with a 29-yard pass to WR **Calvin Austin III** on a fake punt against Tulsa. Williams is 1-for-2 in pass attempts in his Memphis career.

**AMERICAN ATHLETIC CONFERENCE**

**AAC PRESEASON POLL**

1. UCF (10) - 204	7. Houston - 114
2. Cincinnati (7) - 101	8. Temple - 88
<b>3. Memphis (2) - 192</b>	9. Tulsa - 49
4. SMU - 146	10. East Carolina - 42
5. Navy (1) - 125	11. USF - 41
6. Tulane - 118	

**AAC STANDINGS**

Team	American	Overall	Streak
Cincinnati	3-0 1.000	5-0 1.000	W5
Tulsa	3-0 1.000	3-1 0.750	W3
SMU	3-1 0.750	6-1 0.857	W1
Houston	2-1 0.667	2-2 0.500	L1
UCF	3-2 0.600	4-2 0.667	W2
Navy	3-2 0.600	3-4 0.429	L2
Memphis	2-2 0.500	3-2 0.600	L1
Temple	1-3 0.333	1-2 0.333	L2
East Carolina	1-3 0.333	1-4 0.200	L2
Tulane	1-4 0.250	3-4 0.429	W1
USF	0-4 0.000	1-5 0.167	L5

**2019 ALL-CONFERENCE SELECTIONS**

**AAC ROOKIE OF THE YEAR**  
RB Kenneth Gainwell

**AAC CO-SPECIAL TEAMS PLAYER OF THE YEAR**  
RS Antonio Gibson

**FIRST TEAM**  
RB Kenneth Gainwell  
RS Antonio Gibson  
K Riley Patterson

**SECOND TEAM**  
WR Damonte Coxie  
WR Antonio Gibson  
DE Bryce Huff  
TE Joey Magnifico  
QB Brady White  
OL Dustin Woodard

**HONORABLE MENTION**  
DB TJ Carter  
DL Joseph Dorceus  
DL O'Bryan Goodson  
LB Austin Hall  
OL Dylan Parham

**2020 WEEKLY AAC PLAYERS OF THE WEEK**

Sept. 14 was the first week of voting.

**DEFENSIVE PLAYER OF THE WEEK**

**OFFENSIVE PLAYER OF THE WEEK**

Sept. 14 - Brady White, QB  
Oct. 19 - Brady White, QB

**SPECIAL TEAMS PLAYER OF THE WEEK**

**WEEKLY HONOR ROLL**

Sept. 14 - Sean Dykes, TE  
Oct. 19 - Calvin Austin III, WR  
Oct. 26 - Calvin Austin III, WR

**MEMPHIS IN AMERICAN ATHLETIC CONFERENCE PLAY**

- For the first time in program history, Memphis won the American Athletic Conference Championship outright and earned a New Year's Six berth to the Goodyear Cotton Bowl in 2019.
- Since conference championship games were established in 1992, Memphis became only the eighth P6 team in FBS history to reach its conference title game three years in a row. The Tigers are the first AAC program to reach a conference championship game three straight years.
- The other seven P6 programs to reach their conference championship games three (or more) years in a row are: Alabama (1992-94; 2014-16), Clemson (2015-19), Florida (1992-96), Florida State (2012-14), Georgia (2017-19), Ohio State (2017-19) and Oklahoma (2006-08, 2017-19).

- The victory against Cincinnati on Nov. 29 lifted Memphis to its third consecutive West Division title. The Tigers were initially picked to win the West Division in the 2019 preseason media poll.
- In 2018, Memphis took a 1-3 start in conference play and finished with wins in the final four regular-season games to clinch the championship.
- Memphis is 63-34 overall in seven seasons as a member of the American Athletic Conference. Since joining the league in 2013, the Tigers own a 39-21 conference record.

**RECORD-SETTING YEAR IN THE AMERICAN**

- After having three 10-win teams in 2015-17, the 2019 season marked the first time in league history five teams have won 10-plus games.
- The American was tied with the Big Ten in having five teams with at least 10 wins (Memphis, Cincinnati, Navy, SMU and UCF; Iowa, Minnesota, Ohio State, Penn State and Wisconsin).

**ALL-CONFERENCE HONORS**

- ▶ RB Kenneth Gainwell was named the AAC Rookie of the Year while RS/WR Antonio Gibson was named the AAC co-Special Teams Player of the Year.
- ▶ Memphis has won the Special Teams Player of the Year six times in seven seasons.
- ▶ Gainwell is the second Tiger to earn Rookie of the Year honors after TJ Carter won the award in 2017.
- ▶ Memphis had 14 student-athletes earn all-conference honors. That shattered the Tigers previous AAC high of 10 set during the 2014 season.
- ▶ Gibson's appearance as a first-team specialist and second-team wide receiver marks the fourth time in league history a player has been named to multiple all-conference teams in the same season (Rodney Adams of USF in 2015, Demarcus Ayers of Houston in 2015, Mike Hughes of UCF in 2017 and Adrian Killins Jr. of UCF in 2018).

**NATIONAL POLLS**

**ASSOCIATED PRESS**

Rk.	Team	Points	Previous	Record
1	Clemson (33)	1,515	1	7-0
2	Alabama (29)	1,513	2	6-0
3	Ohio State	1,430	3	2-0
4	Notre Dame	1,351	4	5-0
5	Georgia	1,289	5	4-1
6	Cincinnati	1,289	7	5-0
7	Texas A&M	1,156	8	4-1
8	Florida	1,066	10	3-1
9	Brigham Young	1,014	11	7-0
10	Wisconsin	985	9	1-0
11	Miami (Fla.)	946	12	5-1
12	*Oregon	831	14	0-0
13	Indiana	839	18	1-0
14	Oklahoma St.	760	6	4-1
15	Coastal Carolina	527	20	6-0
16	Marshall	523	19	5-0
17	Iowa St.	427	23	4-2
18	SMU	420	22	6-1
19	Oklahoma	405	24	4-2
20	*USC	354	21	0-0
21	Boise State	336	25	2-0
22	Texas	190	NR	4-1
23	Michigan	151	13	1-1
24	Auburn	144	NR	4-2
25	Liberty	118	NR	6-0

**Others receiving votes:** Northwestern 106, Louisiana-Lafayette 101, North Carolina 92, Penn State 87, Tulsa 73, Army 57, Kansas State 51, West Virginia 44, Utah 44, Washington 21, Purdue 15, Virginia Tech 11, San Diego State 8, Arizona State 7, Appalachian State 6, Wake Forest 5, Michigan State 4, California 3

**AMWAY COACHES POLL**

Rk.	Team	Points	Previous	Record
1	Clemson (43)	1,527	1	7-0
2	Alabama (17)	1,503	2	6-0
3	Ohio State (2)	1,407	3	2-0
4	Notre Dame	1,358	4	6-0
5	Georgia	1,304	5	4-1
6	Cincinnati	1,157	7	5-0
7	Texas A&M	1,154	8	4-1
8	Florida	1,101	9	3-1
9	Brigham Young	1,025	10	7-0
10	Miami (Fla.)	964	12	3-1
11	Wisconsin	908	11	1-0
12	Oklahoma St.	783	6	4-1
13	Indiana	730	19	2-0
14	*Oregon	725	15	0-0
15	Marshall	473	18	5-0
16	Coastal Carolina	464	21	6-0
17	Iowa St.	433	22	4-2
18	SMU	421	23	6-1
19	Oklahoma	413	24	4-2
20	*USC	365	20	0-0
21	Auburn	246	NR	4-2
22	Army	208	25	6-1
23	Boise State	204	NR	2-0
24	North Carolina	192	13	4-2
25	Michigan	141	14	1-1

**Others receiving votes:** Texas 115; Northwestern 112; Liberty 92; UL Lafayette 90; Kansas State 64; Utah 57; Penn State 56; Purdue 55; West Virginia 49; Virginia Tech 37; Appalachian State 32; Tulsa 29; Missouri 23; Boston College 20; NC State 16; Kentucky 13; Memphis 12; Wake Forest 11; Tennessee 11; Arizona State 11; Michigan State 9; California 9; South Carolina 8; Arkansas 8; Nevada 3; San Diego State 1; Central Florida 1.

\*denotes had not began play due to the pandemic in 2020

**2020 NATIONAL WEEKLY HONORS**

**DAVEY O'BRIEN GREAT 8 / MANNING AWARD STARS OF THE WEEK**

Sept. 8 - QB Brady White

Oct. 19 - QB Brady White

**DAVEY O'BRIEN NATIONAL QUARTERBACK OF THE WEEK**

Sept. 9 - QB Brady White

**CFPA NATIONAL PLAYER OF THE WEEK**

Sept. 8 - QB Brady White (HM)

**MAXWELL AWARD PLAYER OF THE WEEK**

Oct. 20 - QB Brady White

**EARL CAMPBELL TYLER ROSE AWARD PLAYER OF THE WEEK**

Oct. 19 - WR Tahj Washington (HM)

**TIGERS WITH NATIONAL RECOGNITION**



**TJ CARTER**  
DEFENSIVE BACK

- RAYCOM JIM THORPE AWARD WATCH LIST



**DYLAN PARHAM**  
OFFENSIVE LINE

- OUTLAND WATCH LIST



**RILEY PATTERSON**  
PLACE KICKER

- LOU GROZA AWARD WATCH LIST


**ACADEMIC HONORS**

- For the fifth consecutive season, select Tigers will don the Tiger Scholar patch on their uniforms for their work in the classroom. Every player who posted a semester GPA of 3.0 or higher or has graduated will have the Tiger Scholar patch on his uniform. **Non ducor duco** is the script on the patch, which translates to "I am not led, I lead."
- Fifty-five players earned the designation of Tiger Scholar during the 2019-20 school year: Connor Adair, Brackston Alford, Blaine Bishop, John Broussard, Braylon Brown, Rodrigues Clark, Xavier Cullens, Everitt Cunningham, Tyce Daniel, Michael Denson, Koby Drake, Wardalis Duckworth, Jared Edwards, Isaac Ellis, Cincir Evans, Obinna Eze, Evan Fields, Cameron Fleming, Jacobi Francis, Jonah Gambill, John Hassell, Cross Holmes, Javon Ivory, Kendell Johnson, Quindell Johnson, Marcayll Jones, Titus Jones, Jacob Likes, Tyrez Lindsey, Drew Martin, Diego Martinez, Cade Mashburn, Cole Mashburn, Tyler Moore, Harold Nash III, Trey Neal, Josh Northcutt, Kayode Oladele, Sylvonta Oliver, Rodney Owens, Dylan Parham, Riley Patterson, Thomas Pickens, Caden Prieskorn, Markevion Quinn, Gabe Rogers, Ja'Len Sims, Chandler Stump, John Tate IV, Brian Thomas, Tahj Washington, Kylan Watkins, Jashon Watkins-Perkins, Marquavius Weaver and Brady White.



**BRADY WHITE**  
QUARTERBACK

- MAXWELL AWARD WATCH LIST
- MANNING AWARD WATCH LIST
- JOHNNY UNITAS GOLDEN ARM WATCH LIST
- WUERFFEL TROPHY WATCH LIST
- DAVEY O'BRIEN AWARD WATCH LIST (PLAYER OF THE WEEK FINALIST - OCT. 19)
- CFPA AWARD WATCH LIST
- MAXWELL AWARD PLAYER OF THE WEEK (OCT. 20)



**ADAM WILLIAMS**  
PUNTER

- RAY GUY AWARD WATCH LIST

**GRADUATES**

Memphis has seven players on its roster who have earned at least their bachelor's degree prior to the start of the season:

- **John Broussard Jr.** graduated with an associate's degree from Snead State Community College before transferring to Memphis. He also earned a degree in interdisciplinary studies in May 2020.
- **Sean Dykes** graduated in December of 2019 with a degree in marketing.
- **Jacobi Francis** graduated in May of 2020 with a degree in sport and leisure management.
- **Tyrez Lindsey** graduated in May of 2020 with a degree in professional studies.
- **Thomas Pickens** graduated with a degree in accounting in May 2020.
- **John Tate IV** graduated in May 2020 with a degree in sport and leisure management
- **Brady White** graduated in December 2017 from Arizona State with a bachelor's degree in business. In August 2019, White graduated with a master's degree in sports and leisure commerce and is enrolled in a PhD program at Memphis.



## THE LAST TIME SECTION

## THE LAST TIME A TIGER TEAM

## RUSHING

Had 500 or more yards rushing .....vs Tulsa, 1969 (507)  
 Had 400 or more yards rushing ..... at UCF, 2018 (401)  
 Had 300 or more yards rushing ..... at USF, 2019 (325)  
 Had 200 or more yards rushing .....vs UCF, 2020 (217)  
 Held to under 50 yards rushing ..... at Cincinnati, 2020 (5)  
 Had 80 or more rushing attempts .....vs North Texas State, 1971 (81)  
 Had 75 or more rushing attempts ..... vs Wichita State, 1972 (77)  
 Had 70 or more rushing attempts .....vs Georgia Tech, 1981 (70)  
 Had seven or more rushing TDs .....vs SMU, 2017 (7)  
 Had six or more rushing TDs .....vs Houston, 2018 (6)  
 Had five or more rushing TDs .....at USF, 2019 (5)  
 Had four or more rushing TDs ..... at Tulsa, 2019 (4)  
 Had three or more rushing TDs .....vs Penn State, 2019 (3)  
 Had two or more players with 100 yards rushing in a game .....at South Alabama, 2019 .....(Gainwell, 145; Watkins, 113)

## PASSING

Had 400 or more yards passing .....vs UCF, 2020 (486)  
 Had 375 or more yards passing .....vs Southern, 2019 (398)  
 Had 350 or more yards passing ..... at Houston, 2019 (367)  
 Had 300 or more yards passing .....at Cincinnati, 2020 (316)  
 Had 275 or more yards passing ..... at SMU, 2020 (296)  
 Had 250 or more yards passing .....vs Cincinnati (AAC CG), 2019 (253)  
 Had 60 or more pass attempts .....vs SMU, 2007 (61)  
 Had 50 or more pass attempts .....vs UCF, 2020 (50)  
 Had 40 or more pass attempts ..... at SMU, 2020 (42)  
 Had 30 or more pass completions ..... at Cincinnati, 2020 (35)  
 Had 25 or more pass completions ..... at SMU, 2020 (29)  
 Had seven or more passing TDs .....at UConn, 2017 (7)  
 Had six or more passing TDs .....vs UCF, 2020 (6)  
 Had five or more passing TDs ..... at Houston, 2019 (5)  
 Had four or more passing TDs .....vs Temple, 2020 (4)  
 Had three or more passing TDs ..... at SMU, 2020 (3)  
 Had no passing touchdowns .....vs Penn State, 2019  
 Had five or more passes intercepted .....vs East Carolina, 2006 (5)  
 Had four or more passes intercepted .....vs Ole Miss, 2007 (4)  
 Had three or more passes intercepted ..... at UCF, 2017 (3)  
 Had three players throw a TD pass .....vs Missouri St, 2015 (P. Lynch, P. Mayhue, C. Holgorsen)  
 Had two players throw a touchdown pass at UConn, 2017 (R. Ferguson, D. Moore)  
 Had two or more players with 100 yards passing in a game .....vs UCF, 2009 (T. Bass 115 & W. Hudgens 143)

## RECEIVING

Had two or more players with 100 yards receiving in a game .....at Cincinnati, 2020 (Calvin Austin III, 121; Tahj Washington, 104)  
 Had 12 players with at least 1 reception .....vs Mercer, 2018 (12)  
 Had 10 players with at least 1 reception .....vs Penn State, 2019 (10)

## TOTAL OFFENSE

Had 700 or more yards of total offense .....vs UCF, 2020 (703)  
 Had 600 or more yards total offense .....vs Houston, 2018 (610)  
 Had 500 or more yards total offense ..... at SMU, 2020 (501)  
 Had 400 or more yards total offense .....vs Temple, 2020 (489)  
 Had 100 or more plays ..... at UConn, 2017 (100)  
 Had 90 or more plays .....vs UCF, 2020 (95)  
 Had 80 or more plays ..... at SMU, 2020 (80)  
 Had 75 or more plays .....vs Temple, 2020 (77)  
 Had 49 or fewer plays .....vs Navy, 2019 (43)

## SCORING

Had 70 or more points .....vs ECU, 2017 (W, 70-13)  
 Had 60 or more points .....vs Mercer, 2018 (W, 66-14)  
 Had 50 or more points .....vs UCF, 2020 (W, 50-49)  
 Had 40 or more points .....vs Temple, 2020 (W, 41-29)  
 Allowed 50 or more points .....vs Penn State, 2019 (L, 39-53)  
 Allowed 40 or more points .....at Cincinnati, 2020 (L, 49-10)  
 Was held scoreless ..... at UCF, 2011 (L, 0-41)  
 Was held scoreless at home .....vs SMU, 2011 (L, 0-42)  
 Last time without scoring in first half ..... at Houston, 2017 (W, 42-38)  
 Last time without scoring in first half at home .....vs Rice, 2012  
 Last time without scoring in second half .....at Cincinnati, 2020 (L, 49-10)  
 Was held scoreless on the road ..... at UCF, 2011 (L, 0-41)  
 Held an opponent scoreless .....vs SMU, 2015 (W, 63-0)  
 Held an opponent scoreless in the first half ..... at South Alabama, 2019 (W, 23-0)  
 Held an opponent scoreless at home .....vs SMU, 2015 (W, 63-0)  
 Held an opponent scoreless on the road .....vs Arkansas, 1993 (W, 6-0)

Held two opponents scoreless in a season .....vs Tulsa; USM, 1968  
 Held three opponents scoreless in a season vs Utah St.; N Texas; McNeese St, 1965  
 Held four opponents scoreless in a season .....vs Louisville; McNeese St.; West Texas State; Tampa, 1964  
 Scored a two-point conversion rushing ..... at ULM, 2019 (Brady White run)  
 Scored a two-point conversion passing .....vs UCF, 2020 (Brady White-Sean Dykes)

## TURNOVERS

Consecutive games with a forced turnover .....20 (11/18/16 through 9/22/18)  
 Had eight or more turnovers .....vs Louisville, 1979 (8; 6 FR, 2 int.)  
 Had seven or more turnovers .....vs USF, 2003 (3 FR; 4 Int)  
 Had six or more turnovers .....vs East Carolina, 2006 (1 FR; 5 Int)  
 Had eight or more fumbles .....vs Alabama, 1986 (8)  
 Had six or more fumbles .....vs Middle Tennessee, 2012 (6)  
 Lost seven or more fumbles .....vs Mississippi State, 1976 (7)  
 Lost six or more fumbles .....vs Louisville, 1979 (6)  
 Lost five or more fumbles .....vs Tennessee, 1984 (5)  
 Lost four or more fumbles ..... at Houston, 2013 (4)  
 Lost three or more fumbles ..... at Temple, 2019 (3)  
 Did not commit a turnover .....vs SMU, 2019  
 Had eight or more takeaways .....vs North Texas State, 1968 (8)  
 Had six or more takeaways .....vs Kansas, 2016 - 6 (4 fumble, 2 int)  
 Had five or more takeaways .....vs Navy, 2017 - 5 (3 fumbles, 2 int)  
 Had four or more takeaways .....vs Temple, 2020 (1 fumble, 3 INT)  
 Had three or more takeaways .....vs Cincinnati, 2019 - 3 (2 INT, 1 Fumble)  
 Returned two interceptions for TDs at Tulane - 2, 2014 (B. McCain, 15; D. Nelson, 58)  
 Returned an interception for a TD ..... at ULM, 2019 (La'Andre Thomas)  
 Returned a fumble for a TD ..... at South Alabama, 2019 (Austin Hall)  
 Returned two fumbles for TDs .....vs SMU, 2013  
 Blocked a punt for a touchdown .....vs Southern, 2019 (Keith Brown)  
 Blocked two punts for touchdowns .....vs Tulsa, 1968 (Dees & Marks)

## DEFENSE

Held an opponent to 10 or fewer first downs .....at USF, 2019 (5)  
 Held an opponent to 0 or fewer yards rushing .....vs Ole Miss, 1993 (-4)  
 Held an opponent to 50 or fewer yards rushing ..... at SMU, 2018 (25)  
 Held an opponent to 100 or fewer yards rushing ..... at SMU, 2020 (75)  
 Held an opponent to 25 or fewer yards passing .....vs Navy, 2017 (20)  
 Held an opponent to 50 or fewer yards passing .....at USF, 2019 (44)  
 Held an opponent to 100 or fewer yards total offense .....vs SMU, 2015 (97)  
 Held an opponent to 200 or fewer yards total offense ..... at USF, 2019 (170)  
 Held an opponent to 300 or fewer yards total offense ..... at Houston, 2019 (256)  
 Intercepted six or more passes .....vs East Carolina, 1993 (6)  
 Intercepted five or more passes .....vs Mississippi State, 1998 (5)  
 Intercepted four or more passes .....vs Bowling Green, 2016 (4)  
 Intercepted three or more passes .....vs Temple, 2020 (3)  
 Recovered four or more fumbles .....vs Kansas, 2016 (4)  
 Recovered three or more fumbles ..... at UCF (AAC CG), 2018 (3)  
 Recorded a safety .....vs Ole Miss, 2019  
 Recorded two safeties in a game .....vs Tulane, 2015  
 Recorded seven or more sacks .....vs Tulane, 2017 (7)  
 Recorded six or more sacks .....vs Western Kentucky, 2016 (6)  
 Recorded five or more sacks .....vs Cincinnati, 2019 (5)  
 Recorded four or more sacks .....vs Temple, 2020 (4)  
 Recorded 15 or more tackles for loss ..... Cincinnati, 2019 (15.0, 46 yds)  
 Recorded 12 or more tackles for loss ..... at SMU, 2018 (12)  
 Recorded 11 or more tackles for loss .....vs Tulsa, 2018 (11)  
 Recorded 10 or more tackles for loss .....vs Temple, 2020 (10)  
 Had four or more players with 2 or more tackles for loss .....vs Ole Miss, 2019 (4)  
 Had three or more players with 2 or more tackles for loss...vs Cincinnati, 2019 (3)

## SPECIAL TEAMS

Returned a punt for a TD .....vs Tulsa, 2018 (Pop Williams)  
 Returned a blocked punt for a TD .....vs Southern, 2019 (Keith Brown)  
 Returned a kickoff for a TD .....vs SMU, 2019 (Antonio Gibson, 97 yards)  
 Blocked one punt .....vs Tulane, 2017 (JJ Russell)  
 Blocked two punts .....vs Southern, 2019 (2, Rodrigue Clark, Colton Cochran)  
 Blocked three punts .....vs Arkansas, 1992 (4)  
 Blocked four punts .....vs Arkansas, 1992 (4)  
 Blocked a field goal ..... at Tulsa, 2019 (Quindell Johnson)  
 Blocked a PAT .....vs Temple, 2020 (CamRon Jackson)  
 Blocked a field goal and a PAT in the same game...vs Georgia St, 2018 (John Tate)  
 Returned a Blocked PAT for 2 Points ..... at UAB, 2012 (Charles Harris)  
 Returned a Botched PAT for 2 Points ..... at South Alabama, 2019 (Jacobi Francis)  
 Punted 13 or more times .....vs Texas A&M, 1979 (13)  
 Punted 12 or more times .....vs SMU, 2011 (12)  
 Punted 11 or more times ..... at Southern Miss, 2011 (11)  
 Punted 10 or more times ..... at Ole Miss, 2014 (10)  
 Punted two times or less .....vs SMU, 2019 (2)  
 Punted one time in a game .....vs Southern, 2019  
 Did not punt in a game .....vs Navy, 2017

## THE LAST TIME SECTION

Missed a kicking PAT .....vs Ole Miss, 2019  
 Had a kicking PAT blocked ..... vs Marshall, 2011  
 Had a punt blocked .....vs Cincinnati (AAC CG), 2019  
 Had a field goal blocked ..... vs Auburn, 2015  
 Had a blocked field goal returned for a TD ..... vs Louisville, 2008  
 Recorded 2 special teams TDs ..... at Arkansas State, 2012 (2, BL P & P FF)  
 Gave up 2 special teams TDs .....vs Louisville, 2008 (2, BL FG & KOR)  
 Recovered an opponent's on-side kick ..... vs SMU, 2019  
 Recovered a Memphis on-side kick .....at ULM, 2019  
 Recovered two on-side kicks in a game .....at Tulane, 2016 (1 Memphis, 1 Tulane)  
 Totaled 200 or more kickoff return yards .....vs SMU, 2019 (220)  
 Totaled 150 or more kickoff return yards .....at Tulsa, 2019 (165)  
 Totaled 100 or more kickoff return yards .....vs Cincinnati, 2019 (126)  
 Returned 10 or more kickoffs ..... vs Mississippi State, 2011 (10)

### MISCELLANEOUS

Had 40 or more first downs .....vs UCF, 2020 (41)  
 Had 30 or more first downs ..... vs USF, 2019 (31)  
 Had 16 or more penalties ..... vs SMU, 2019 (16)  
 Had 15 or more penalties .....at Middle Tennessee, 2013 (15)  
 Had 12 or more penalties ..... at SMU, 2018 (12)  
 Had 10 or more penalties .....at South Alabama, 2019 (10)  
 Had 125 or more yards in penalties ..... SMU, 2019 (134)  
 Had 100 or more yards in penalties .....at South Alabama, 2019 (100)  
 Had a 100-yard rusher and a 100-yard receiver in the same game .....  
 .....vs Temple, 2020 (Rodriguez Clark, 106 rush; Calvin Austin III, 184 receiving)  
 Had a 100-yard rusher and 2 100-yard receivers in the same game .....  
 .. vs UCF, 2020 (R. Clark, 112 rush; C. Austin, 151 rec. and T. Washington, 131 rec.)  
 Had a 100-yard receiver and 2 100-yard rushers .....vs Houston, 2018  
 ..... (Pollard, 116 receiving; Henderson 178 rush; Taylor 128 rush)  
 Had 2 100-yd rushers and 2 100-yd receivers in same game .....at UCF, 2017  
 ..... (Henderson, 109 rush; Taylor, 107 rush; Miller, 195 rec.; Dykes 161 rec.)  
 Had 40 or more minutes of TOP .....at Cincinnati, 2014 (40:55)  
 Had 35 or more minutes of TOP ..... at USF, 2019 (38:12)  
 Had a tie game .....vs Arkansas State, 1990  
 Was involved in an overtime .....at UCF, 2017  
 Was involved in double overtime .....at UCF, 2017  
 Gave up a safety .....at SMU, 2018  
 Recorded a safety .....vs Ole Miss, 2019

### IN ONE QUARTER

Passed for 100 yards or more ..... vs Penn State, 2019 (100-4th)  
 Passed for 125 yards or more .....at Cincinnati, 2020 (134-3rd)  
 Passed for 150 yards or more .....vs Temple, 2020 (162-3rd)  
 Passed for 175 yards or more ..... at Houston, 2017 (181-4th)  
 Passed for 200 yards or more .....vs UCF, 2020 (213-4th)  
 Passed for 225 yards or more .....vs Mercer, 2018 (231-2nd)  
 Passed for two TDs ..... vs Temple, 2020 (2-3rd)  
 Passed for three TDs ..... vs UCF, 2020 (3-4th)  
 Passed for four TDs .....vs Mercer, 2018 (4-2nd)  
 Rushed for 75 yards or more .....vs UCF, 2020 (78-3rd)  
 Rushed for 100 yards or more ..... at SMU, 2020 (120, 2nd)  
 Rushed for 125 yards or more ..... vs Cincinnati (AAC CG), 2019 (126-2nd)  
 Rushed for 175 yards or more .....at UCF, 2018 (191-1st)  
 Rushed for four TDs or more ..... vs UConn, 2018 (4-2nd)  
 Rushed for three TDs or more .....at UCF, 2018 (3-1st)  
 Rushed for two TDs or more .....at USF, 2019 (2-3rd)  
 Kicked three or more field goals ..... vs SMU, 2019 (3-2nd)  
 Had four receivers catch three passes ..... vs Southern Miss, 2007 (4-4th)  
 Had seven receivers catch one pass .....vs SMU, 2017 (7-3rd)

### IN ONE HALF

Passed for 350 yards or more .....vs Mercer, 2018 (358-1st)  
 Passed for 300 yards or more .....at UConn, 2017 (325-1st)  
 Passed for 250 yards or more .....vs UCF, 2020 (293-2nd)  
 Passed for 200 yards or more .....vs Temple, 2020 (226-2nd)  
 Passed for 175 yards or more .....at Cincinnati, 2020 (177-2nd)  
 Passed for two or more TDs .....at SMU, 2020 (2-1st)  
 Passed for three or more TDs ..... vs Temple, 2020 (3-2nd)  
 Passed for four or more TDs .....vs Tulane, 2019 (4-1st)  
 Passed for five or more TDs ..... vs UCF, 2020 (5-2nd)  
 Passed for six or more TDs ..... vs Bowling Green, 2016 (6-1st)  
 Passed for seven or more TDs .....vs SMU, 2015 (7-1st)  
 Rushed for 300 yards or more .....at UCF, 2018 (336-1st)  
 Rushed for 250 yards or more .....vs Akron, 2005 (252-2nd)  
 Rushed for 200 yards or more ..... at South Alabama, 2019 (245-1st)  
 Rushed for 275 yards or more .....vs Houston, 2018 (275-2nd)  
 Rushed for 175 yards or more .....at USF, 2019 (190-2nd)  
 Rushed for 150 yards or more .....at SMU, 2020 (162, 1st)  
 Rushed for five TDs or more ..... vs Houston, 2018 (5-2nd)  
 Rushed for four TDs or more .....at UCF, 2018 (4-1st)

Rushed for three TDs or more .....vs Southern, 2019 (3-2nd)  
 Rushed for two TDs or more .....vs Penn State, 2019 (2-1st)  
 Kicked four or more field goals ..... vs UAB, 1999 (4-1st)

## THE LAST TIME A TIGER PLAYER

### RUSHING

Rushed 40 or more times ..... Marcus Holliday vs Tulane, 1994 (42)  
 Rushed 35 or more times ..... Sam Craft at Cincinnati, 2014 (38)  
 Rushed 30 or more times ..... Patrick Taylor Jr vs Wake Forest, 2018 (30)  
 Rushed 25 or more times ..... Patrick Taylor vs Ole Miss, 2019 (27)  
 Rushed for 250 or more yards ..... DeAngelo Williams vs USF, 2004 (263)  
 Rushed for 200 or more yards ..... Kenneth Gainwell at ULM, 2019 (209)  
 Rushed for 175 or more yards ..... Darrell Henderson vs Houston, 2018 (178)  
 Rushed for 150 or more yards ..... Darrell Henderson vs Tulsa, 2018 (166)  
 Rushed for 125 or more yards ..... Antonio Gibson vs Cincinnati (AAC CG), 2019 (130)  
 Rushed for 100 or more yards ..... Rodrigues Clark, 2020 vs Temple (106)  
 Rushed for four or more TDs ..... Patrick Taylor Jr. at Houston, 2017 (4)  
 Rushed for three or more TDs ..... Patrick Taylor at USF, 2019 (3)  
 Rushed for two or more TDs ..... Kenneth Gainwell at ULM, 2019 (2)  
 Had a run of 90 or more yards ..... Herb Covington vs Cincinnati, 1966 (92)  
 Had a run of 80 or more yards ..... Darrell Henderson at UCF, 2018 (82)  
 Had a run of 70 or more yards ..... Antonio Gibson vs SMU, 2019 (78)  
 Had a run of 60 or more yards ..... Antonio Gibson vs Cincinnati (AAC CG), 2019 (65)  
 Had a run of 50 or more yards ..... Kenneth Gainwell at Tulsa, 2019 (54)  
 Had 2 players rush for three or more TDs Henderson & Taylor vs UConn, 2018 (3)  
 Had 2 players rush for two or more TDs Henderson & Taylor vs Houston, 2018 (2)

### PASSING

Passed for 450 or more yards ..... Brady White vs UCF, 2020 (486)  
 Passed for 400 or more yards ..... Brady White vs Penn State, 2019 (454)  
 Passed for 350 or more yards ..... Brady White vs SMU, 2019 (350)  
 Passed for 300 or more yards ..... Brady White at Cincinnati, 2020 (316)  
 Passed for 250 or more yards ..... Brady White at SMU, 2020 (296)  
 Attempted 60 or more passes ..... Martin Hankins vs East Carolina, 2007 (60)  
 Attempted 50 or more passes ..... Brady White vs UCF, 2020 (50)  
 Attempted 40 or more passes ..... Brady White at SMU, 2020 (42)  
 Attempted 30 or more passes ..... Brady White at Cincinnati, 2020 (35)  
 Completed 30 or more passes ..... Brady White vs UCF, 2020 (34)  
 Completed 25 or more passes ..... Brady White at Temple, 2019 (28)  
 Completed 20 or more passes ..... Brady White at Houston, 2019 (22)  
 Threw seven or more TD passes ..... Riley Ferguson at UConn, 2017 (7)  
 Threw six or more TD passes ..... Brady White vs UCF, 2020 (6)  
 Threw five or more TD passes ..... Brady White at Houston, 2019 (5)  
 Threw four or more TD passes ..... Brady White vs Temple, 2020 (4)  
 Threw three or more TD passes ..... Brady White vs SMU, 2020 (3)  
 Threw five or more interceptions ..... Martin Hankins vs Southern Miss, 2006 (5)  
 Threw four or more interceptions ..... Martin Hankins vs Ole Miss, 2007 (4)  
 Threw three or more interceptions ..... Riley Ferguson at UCF, 2017 (3)  
 Completed a pass for 90 or more yards ..... Brady White at Cincinnati, 2020 (92)  
 Completed a pass for 80 or more yards ..... Riley Ferguson vs ECU, 2016 (89)  
 Completed a pass for 70 or more yards ..... Brady White vs Navy, 2019 (73)  
 Completed a pass for 60 or more yards ..... Brady White vs Temple, 2020 (65)  
 Completed a pass for 50 or more yards ..... Brady White vs UCF, 2020 (52)

### RECEIVING

Caught 10 or more passes ..... Damonte Coxie at ECU, 2018 (10)  
 Caught seven or more passes ..... Calvin Austin III at Cincinnati, 2020 (7)  
 Had 250 or more yards receiving ..... Anthony Miller vs Tulsa, 2016 (250)  
 Had 200 or more yards receiving ..... Kenneth Gainwell vs Tulane, 2019 (203)  
 Had 180 or more yards receiving ..... Calvin Austin III vs Temple, 2020 (184)  
 Had 175 or more yards receiving ..... Damonte Coxie at ECU, 2018 (176)  
 Had 150 or more yards receiving ..... Calvin Austin III vs UCF, 2020 (151)  
 Had 125 or more yards receiving ..... Tahj Washington vs UCF, 2020 (131)  
 Had 100 or more yards receiving ..... Calvin Austin III at Cincinnati, 2020 (121)  
 Caught four or more TD passes ..... Anthony Miller at UConn, 2017 (4)  
 Caught three or more TD passes ..... Anthony Miller at UCF, 2017 (3)  
 Caught two or more TD passes ..... Tahj Washington vs Temple, 2020 (2)

### TOTAL OFFENSE

Had 500 or more yards of total offense ..... Brady White vs UCF, 2020 (516)  
 Had 400 or more yards of total offense ..... Brady White vs Penn State, 2019 (431)  
 Had 350 or more yards of total offense ..... Brady White vs SMU, 2019 (336)  
 Had 300 or more yards of total offense ..... Brady White vs Temple, 2020 (313)

### SCORING

Responsible for seven or more TDs ..Brady White vs UCF, 2020 - 7 (6 pass, 1 rush)  
 Responsible for six or more TDs Brady White at Houston, 2019 - 7 (5 pass, 1 rush)  
 Responsible for five or more TDs ..... Brady White vs Tulane, 2019 - 5 pass  
 Responsible for four or more TDs ..... Brady White vs Temple, 2020 - 4 pass

## THE LAST TIME SECTION

Scored four or more TDs ..... Darrell Henderson at UCF, 2018 (3 rushing, 1 pass)  
 Scored three or more TDs ..... Patrick Taylor at USF, 2019 (3 rush)  
 Scored in three different ways..Antonio Gibson vs SMU, 2019 (1 receiving, 1 rush, 1 KOR)

### DEFENSE

Intercepted three or more passes.....Bobby McCain at USF, 2013 (3)  
 Intercepted two or more passes.....Rodney Owens vs Temple, 2020 (2)  
 Returned an interception for a touchdown..... La'Andre Thomas at ULM, 2019  
 Recovered three or more fumbles..... Quinton McCrary vs UCF, 2007 (3)  
 Recovered two or more fumbles .....Austin Hall at South Alabama, 2019 (2)  
 Returned two fumbles for TDs.....Ryan Coleman vs SMU, 2013 (2)  
 Returned fumble for TD..... Austin Hall at South Alabama, 2019  
 Recorded four or more sacks.....Clinton McDonald vs Arkansas St., 2008 (4)  
 Recorded three or more sacks..... Genard Avery vs Tulane, 2017 (3.5)  
 Recorded two or more sacks.....Jonathan Wilson vs Penn State, 2019 (2.0)  
 Recorded five or more TFLs..... Bryce Huff at Tulane, 2018 (5.0)  
 Recorded four or more TFLs..... Joseph Dorceus vs Cincinnati, 2019 (4.0)  
 Had three or more TFLs..... Bryce Huff vs Cincinnati, 2019 (3.5)  
 Created two or more takeaways..... Rodney Owens vs Temple, 2020 (2 int.)

### SPECIAL TEAMS

Scored 18 or more points kicking ..... Riley Patterson vs Penn State, 2019 (21)  
 Scored 15 or more points kicking ..... Jake Elliott at SMU, 2016 (15)  
 Scored 10 or more points kicking Riley Patterson vs Cincinnati (AAC CG), 2019 (11)  
 Made six or more field goals ..... Riley Patterson vs Penn State, 2019 (6)  
 Made five or more field goals..... Jake Elliott at Houston, 2013 (5)  
 Made four or more field goals ..... Riley Patterson vs SMU, 2019 (4)  
 Made three or more field goals .... Riley Patterson vs Cincinnati (AAC CG), 2019 (3)  
 Attempted six or more field goals ..... Riley Patterson vs Penn State, 2019 (6)  
 Attempted five or more field goals..... Jake Elliott at Temple, 2015 (5)  
 Attempted four or more field goals..... Riley Patterson vs Temple, 2020 (4)  
 Attempted three or more field goals. R. Patterson vs Cincinnati (AAC CG), 2019 (3)  
 Made a field goal of 50 or more yards ..... Riley Patterson at SMU, 2020 (56)  
 Made two or more 50+ yd FGs... R. Patterson vs Cincinnati (AAC CG), 2019 (52, 50)  
 Punted 12 or more times..... Tom Hornsey vs SMU, 2011 (12)  
 Punted 11 or more times..... Tom Hornsey at Southern Miss, 2011 (11)  
 Punted 10 or more times..... Spencer Smith at Ole Miss, 2014 (10)  
 Punted 70 or more yards..... Adam Williams vs Tulane, 2019 (76)  
 Punted 60 or more yards..... Spencer Smith at Tulane, 2016 (63)  
 Had a punt average over 50 yards (min. 2).. Adam Williams vs Tulane, 2019 (51.3)  
 Totaled 175 or more yards in kick returns..... Tony Pollard, 2018 (209)  
 Totaled 150 or more yards in kick returns. .... Antonio Gibson vs SMU, 2019 (159)  
 Totaled 125 or more yds in kick returns. .... C. Claybrooks vs Cincinnati, 2019 (126)  
 Totaled 100 or more yards in kick returns. Chris Claybrooks vs Tulane, 2019 (107)  
 Returned a kick 90 or more yards ..... Chris Claybrooks vs Cincinnati, 2019 (96)  
 Returned a kickoff for a TD..... Chris Claybrooks vs Cincinnati, 2019 (96)  
 Returned nine or more kickoffs ..... Marcus Hightower vs Houston, 2009 (9)  
 Returned eight or more kickoffs..... D.A. Griffin vs Houston, 2010 (8)  
 Returned seven or more kickoffs..... Tony Pollard at UCF, 2018 (7)  
 Returned six or more kickoffs ..... Tony Pollard vs Wake Forest, 2018 (6)  
 Returned 10 or more punts ..... Ryan Roskelly vs Tulsa, 1994 (10)  
 Returned seven or more punts..... Darron White vs Chattanooga, 2004 (7)  
 Returned six or more punts ..... Keiwone Malone vs Middle Tennessee, 2014 (6)  
 Had 150 or more punt return yards..... Ryan Roskelly vs Tulsa, 1994 (194)  
 Had 100 or more punt return yards..... Pop Williams vs Tulsa, 2018 (109)  
 Had a punt return of 90 or more yards ..... Keith Wright vs Louisville, 1975 (94)  
 Had a punt return of 80 or more yards ..... Ryan Johnson vs Cincinnati, 2000 (82)  
 Had a punt return of 70 or more yards ..... Pop Williams vs Tulsa, 2018 (72)  
 Had a punt return of 50 or more yds..... Roderick Proctor vs Missouri St, 2015 (63)  
 Returned a punt for a TD..... Pop Williams vs Tulsa, 2018 (72)  
 Blocked a punt ..... Rodrigues Clark & Colton Cochran vs Southern, 2019  
 Returned a blocked punt for a TD ..... Keith Brown vs Southern, 2019  
 Blocked a field goal..... Quindell Johnson at Tulsa, 2019  
 Blocked a PAT..... CamRon Jackson vs Temple, 2020  
 Returned a blocked PAT for a score ..... Charles Harris at UAB, 2012  
 Returned a botched PAT for a score..... Jacobi Francis at South Alabama, 2019

### IN ONE QUARTER

Passed for 100 yards or more..... Brady White vs Penn State, 2019 (100-4th)  
 Passed for 125 yards or more ..... Brady White at Cincinnati, 2020 (134-3rd)  
 Passed for 150 yards or more..... Brady White vs Temple, 2020 (162-3rd)  
 Passed for 175 yards or more..... Riley Ferguson at Houston, 2017 (181-4th)  
 Passed for 200 yards or more .....Brady White vs UCF, 2020 (213-4th)  
 Passed for 225 yards or more..... Brady White vs Mercer, 2018 (231- 2nd)  
 Passed for four or more TDs..... Brady White vs Mercer, 2018 (4-2nd)  
 Passed for three or more TDs..... Brady White vs UCF, 2020 (3-4th)  
 Passed for two or more TDs.....Brady White vs Temple, 2020 (2-3rd)  
 Rushed for 75 yards or more .....Antonio Gibson vs SMU, 2019 (78-4th)  
 Rushed for 100 yards or more..... Darrell Henderson vs UCF, 2018 (122-2nd)  
 Rushed for 150 yards or more .....Paul Gowen vs Tulsa, 1969 (150-2nd)

Rushed for two TDs or more .....Darrell Henderson at UCF, 2018 (2-1st)  
 Rushed for three TDs or more ..... Riley Ferguson vs SMU, 2017 (2-3rd)  
 Caught nine or more passes .....Anthony Miller at UConn, 2017 (9-2nd)  
 Caught six or more passes .....Calvin Austin III vs UCF, 2020 (6-4th)  
 Caught five or more passes..... Calvin Austin III at Cincinnati, 2020 (5-3rd)  
 Caught four or more passes..... Kenneth Gainwell vs Penn State, 2019 (4-3rd)  
 Caught three or more passes..... Calvin Austin III vs Temple, 2020 (3-1st)  
 Caught two or more TD passes..... Anthony Miller at UConn, 2017 (3-2nd)  
 Had 75 or more receiving yards..... Calvin Austin III vs Temple, 2020 (95-3rd)  
 Had 100 or more receiving yards..... Kenneth Gainwell vs Tulane, 2019 (110-3rd)  
 Kicked three or more field goals..... Stephen Gostkowski vs Ole Miss, 2003 (3-4th)

### IN ONE HALF

Passed for 300 yards or more .....Brady White vs Mercer, 2018 (358-1st)  
 Passed for 200 yards or more .....Brady White vs UCF, 2020 (213-2nd)  
 Passed for 175 yards or more .....Brady White at Cincinnati, 2020 (177-2nd)  
 Rushed for 200 yards or more ..... Darrell Henderson at UCF, 2018 (207-1st)  
 Rushed for 125 yards or more ..... Kenneth Gainwell at ULM, 2019 (142-2nd)  
 Rushed for 100 yards or more ..... Darrell Henderson vs Houston, 2018 (113, 2nd)  
 Rushed for three TDs or more .....Darrell Henderson at UCF, 2018 (3-1st)  
 Rushed for two TDs or more ..... Patrick Taylor Jr. at USF, 2019 (2-1st)  
 Passed for seven or more TDs ..... Paxton Lynch vs SMU, 2015 (7-1st)  
 Passed for six or more TDs..... Riley Ferguson vs Bowling Green, 2016 (6-1st)  
 Passed for five or more TDs .....Brady White vs UCF, 2020 (5-2nd)  
 Passed for four or more TDs .....Brady White vs Tulane, 2019 (4-1st)  
 Passed for three or more TDs .....Brady White vs Temple, 2020 (3-2nd)  
 Caught 12 or more passes..... Anthony Miller at UConn, 2017 (12-1st)  
 Caught eight or more passes .....Anthony Miller at UCF, 2017 (8-2nd)  
 Caught seven or more passes ..... Damonte Coxie at SMU, 2020 (7, 1st)  
 Caught six or more passes ..... Calvin Austin III at Cincinnati, 2020 (6-2nd)  
 Had 150 yards receiving..... Anthony Miller at UConn, 2017 (157-1st)  
 Had 125 yards receiving..... Kenneth Gainwell vs Tulane, 2019 (137-2nd)  
 Had 100 yards receiving..... Calvin Austin III at Cincinnati, 2020 (105, 2nd)  
 Caught three or more TD passes..... Anthony Miller at UConn, 2017 (3-1st)  
 Caught two or more TD passes..... Calvin Austin III vs Tulane, 2019 (2-1st)  
 Kicked four or more field goals..... Ryan White vs UAB, 1999 (4-1st)  
 Kicked three or more field goals..... Riley Patterson vs Penn State, 2019 (3-2nd)

## THE LAST TIME A TIGER OPPONENT

### RUSHING

Had 500 or more yards rushing ..... Texas A&M, 1978 (523)  
 Had 400 or more yards rushing ..... USF, 2016 (416)  
 Had 300 or more yards rushing ..... Penn State, 2019 (396)  
 Had 75 or more rushing attempts ..... Texas A&M, 1978 (75)  
 Had 70 or more rushing attempts ..... Navy, 2018 (73)  
 Had seven or more rushing TDs ..... UCF, 2007 (7)  
 Had six or more rushing TDs..... UCF, 2018 (6)  
 Had five or more rushing TDs ..... Penn State, 2019 (5)  
 Had four or more rushing TDs ..... Cincinnati, 2020 (4)  
 Had two players with 100 yards rushing in game..... ULM, 2019 (2)  
 ..... (Josh Johnson, 119; Caleb Evans 112)

### PASSING

Had 600 or more yards passing ..... UCF, 2020 (601)  
 Had 500 or more yards passing ..... Houston, 2009 (578)  
 Had 400 or more yards passing ..... SMU, 2020 (474)  
 Had 300 or more yards passing ..... Temple, 2020 (387)  
 Had 60 or more pass attempts ..... Temple, 2020 (63)  
 Had 50 or more pass attempts ..... SMU, 2019 (55)  
 Had 40 or more pass attempts ..... UCF, 2020 (49)  
 Had 40 or more completions ..... Temple, 2020 (41)  
 Had 35 or more completions ..... UCF, 2020 (35)  
 Had 30 or more completions ..... SMU, 2019 (34)  
 Had six or more TD passes..... Houston, 2010 (6)  
 Had five or more TD passes ..... UCF, 2020 (5)  
 Had four or more TD passes ..... Temple, 2020 (4)  
 Had three or more TD passes ..... Cincinnati, 2020 (3)  
 Had six or more passes intercepted..... East Carolina, 1993 (6)  
 Had five or more passes intercepted ..... Mississippi State, 1997 (5)  
 Had four or more passes intercepted ..... Bowling Green, 2016 (4)  
 Had three or more passes intercepted..... Temple, 2020 (3)

### RECEIVING

Had two or more players with 100 yards receiving in game ..... UCF, 2020  
 Had a receiver with 200 or more yards receiving..... SMU, 2020 (R. Roberson, 243)

### TOTAL OFFENSE

Had 700 or more yards of total offense..... UCF, 2020 (798)  
 Had 600 or more yards of total offense..... UCF, 2018 (698)

## THE LAST TIME SECTION

Had 500 or more yards of total offense..... Cincinnati, 2020 (513)  
 Had 400 or more yards of total offense..... Cincinnati (AAC CG), 2019 (454)  
 Had 100 or more plays..... Tulsa, 2019 (101)  
 Had 90 or more plays..... Temple, 2020 (96)  
 Had 80 or more plays..... Temple, 2019 (85)  
 Had 75 or more plays..... Cincinnati (AAC CG), 2019 (76)

### SCORING

Scored 70 or more points..... Ole Miss, 1935 (92)  
 Scored 60 or more points..... Missouri, 2018 (65)  
 Scored 50 or more points..... Penn State, 2019 (53)  
 Scored 40 or more points..... Cincinnati, 2020 (49)  
 Scored a two-point conversion passing..... UCF, 2020  
 Scored a two-point conversion running..... SMU, 2019

### TURNOVERS

Committed seven or more turnovers..... Cincinnati, 1998 (7, 5 fumbles, 2 int.)  
 Committed six or more turnovers..... Kansas (6, 4 fumbles, 2 int.)  
 Committed five or more turnovers..... Navy, 2017 (5, 3 fumbles, 2 int.)  
 Committed four or more turnovers..... Temple, 2020 (4, 1 fumble, 3 int.)  
 Had five or more fumbles..... ULM, 2017 (6)  
 Lost four or more fumbles..... Kansas, 2016 (4)  
 Did not commit a turnover..... USF, 2019  
 Returned an interception for a touchdown.. Penn St, 2019 (Garrett Taylor, 15 yds)  
 Returned a fumble for a touchdown..... Southern, 2019

### DEFENSE

Held UofM to 10 or fewer first downs..... SMU, 2012 (9)  
 Held UofM to 0 or fewer yards rushing..... SMU, 2011 (-14)  
 Held UofM to under 100 yards rushing..... Cincinnati, 2020 (5)  
 Held UofM to 100 or fewer yards passing..... ULM, 2017 (97)  
 Held UofM to under 300 yards of total offense..... at Tulane, 2018 (277)  
 Held UofM to under 200 yards of total offense..... Ole Miss, 2014 (104)  
 Intercepted five or more UofM passes..... East Carolina, 2006 (5)  
 Intercepted four or more UofM passes..... Ole Miss, 2007 (4)  
 Intercepted three or more UofM passes..... UCF, 2017 (3)  
 Recorded a safety..... SMU, 2018  
 Recorded six or more quarterback sacks..... Cincinnati, 2020 (6)  
 Recorded five or more quarterback sacks..... Western Kentucky, 2016 (6)  
 Forced four or more Memphis turnovers..... at Temple, 2019 (4, 3 fumbles, 1 INT)  
 Returned a fumble for a touchdown..... Southern, 2019

### SPECIAL TEAMS

Returned a punt for a TD..... Houston, 2010 (P. Edwards)  
 Returned a blocked punt for a TD..... at Houston, 2019 (Cole McGowan)  
 Returned a kickoff for a TD..... Louisville, 2008 (Trent Guy)  
 Blocked a punt..... vs Cincinnati (AAC CG), 2019 (Wilson Huber)  
 Blocked a field goal..... Auburn, 2015 (Blake Countess)  
 Blocked a field goal for a TD..... Louisville, 2008 (Brandon Heath)  
 Blocked a PAT..... Tulane, 2012  
 Punted 10 or more times..... Missouri State, 2015 (10)  
 Did not punt..... Houston, 2010  
 Missed a PAT (kicking)..... Temple, 2020  
 Attempted an on-side kick..... SMU, 2019  
 Scored two special teams TDs..... Louisville, 2008

### MISCELLANEOUS

Had 30 or more first downs..... Temple, 2020 (30)  
 Had 25 or more first downs..... Cincinnati, 2020 (28)  
 Had 10 or more penalties..... UCF, 2020 (10)  
 Had 100 or more penalty yards..... at ULM, 2019 (114)  
 Had 35 minutes or more of possession..... Tulsa, 2019 (36:05)  
 Had a 100 yard receiver and rusher. Tulsa, 2019 (Keylon Stokes, 129 receiving yds  
 ..... Shamari Brooks, 156 rushing yds)

## THE LAST TIME AN OPPOSING PLAYER

### RUSHING

Rushed 45 or more times.....Cyrus Lawrence, Va. Tech, 1981 (45)  
 Rushed 35 or more times..... Shamari Brooks, Tulsa, 2019 (36)  
 Rushed 30 or more times..... James Flanders, Tulsa, 2016 (33)  
 Rushed 25 or more times..... Malcolm Perry, Navy, 2019 (25)  
 Rushed for 300 or more yards..... Chris Johnson, East Carolina, 2007 (301)  
 Rushed for 250 or more yards..... Chris Johnson, East Carolina, 2007 (301)  
 Rushed for 200 or more yards..... Journey Brown, Penn State, 2019 (202)  
 Rushed for 150 or more yards..... Shamari Brooks, Tulsa, 2019 (156)  
 Rushed for 100 or more yards..... Jerome Ford, Cincinnati, 2020 (116)  
 Rushed for five or more TDs..... James Flanders, Tulsa, 2016 (5)  
 Rushed for four or more TDs..... Darriel Mack, UCF (AAC CG), 2018 (4)  
 Rushed for three or more TDs..... Corey Taylor II, Tulsa, 2019 (3)

Rushed for two or more TDs.....J. Ford and D. Ridder, Cincinnati, 2020 (2)  
 Had a run of 90 yards or more..... Adrian Killins, UCF, 2017 (96)  
 Had a run of 80 yards or more..... L. Murray, UCF, 2012 (83)  
 Had a run of 70 yards or more..... Taj McGowan, UCF, 2018 (71)  
 Had a run of 60 yards or more..... Clayton Tune, Houston, 2019 (68)  
 Had a run of 50 yards or more..... Journey Brown, Penn State, 2019 (56)

### PASSING

Passed for 600 yards or more..... Dillon Gabriel, UCF, 2020 (601)  
 Passed for 500 yards or more..... Hayden Moore, Cincinnati, 2015 (557)  
 Passed for 400 yards or more..... Shane Buechele, SMU, 2020 (474)  
 Passed for 300 yards or more..... Zach Smith, Tulsa, 2019 (309)  
 Attempted 60 or more passes..... Anthony Russo, Temple, 2020 (63)  
 Attempted 50 or more passes..... Shane Buechele, SMU, 2019 (54)  
 Attempted 40 or more passes..... Dillon Gabriel, UCF, 2020 (49)  
 Attempted 35 or more passes..... Desmond Ridder, Cincinnati (AAC CG), 2019 (36)  
 Completed 40 or more passes..... Greg Ward, Jr., Houston, 2016 (47)  
 Completed 30 or more passes..... Dillon Gabriel, UCF, 2020 (35)  
 Completed 25 or more passes..... Ben Hicks, SMU, 2018 (29)  
 Threw for five or more TDs..... Dillon Gabriel, UCF, 2020 (5)  
 Threw for four or more TDs..... Anthony Russo, Temple, 2020 (4)  
 Threw for three or more TDs..... Desmond Ridder, Cincinnati, 2020 (3)  
 Threw four or more interceptions..... Mike White, USF, 2013 (4)  
 Threw three or more interceptions..... Anthony Russo, Temple, 2020 (3)  
 Completed a pass for 90 or more yards..... Dillon Gabriel, UCF, 2020 (93)  
 Completed a pass for 80 or more yards..... Shaen Buechele, SMU, 2020 (85)  
 Completed a pass for 70 or more yards..... Tylan Morton, S. Alabama, 2019 (74)  
 Completed a pass for 60 or more yards..... Evan Orth, S. Alabama, 2018 (63)  
 Completed a pass for 50 or more yards..... Clayton Tune, Houston, 2019 (53)

### RECEIVING

Caught 15 or more passes..... Linell Bonner, Houston, 2016 (17)  
 Caught 10 or more passes..... Marlon Williams, UCF, 2020 (13)  
 Had 200 or more yards receiving..... Reggie Roberson, SMU, 2020 (243)  
 Had 175 or more yards receiving..... Marlon Williams, UCF, 2020 (191)  
 Had 150 or more yards receiving..... Alex Bachman, Wake Forest, 2018 (171)  
 Had 125 yards or more receiving..... James Proche, SMU, 2019 (149)  
 Had 100 or more yards receiving..... Randle Jones, Temple, 2020 (118)  
 Caught three or more TD passes..... Jadan Blue, Temple, 2020 (3)  
 Caught two or more TD passes..... Jaylon Robinson, UCF, 2020 (2)

### TOTAL OFFENSE

Had 600 or more yards of total offense..... Dillon Gabriel, UCF, 2020 (650)  
 Had 500 or more yards of total offense..... Holton Ahlers, ECU, 2019 (506)  
 Had 400 or more yards of total offense..... Shane Buechele, SMU, 2020 (474)

### SCORING

Accounted for six or more TDs..... Dillon Gabriel, UCF, 2020 (6 - 5 pass, 1 rush)  
 Accounted for five or more TDs..... D. Ridder, Cincinnati, 2020 (5 - 3 pass, 2 rush)  
 Accounted for four or more TDs..... Anthony Russo, 2020 (4 pass)  
 Scored five or more TDs..... J. Flanders, Tulsa, 2016 (5)  
 Scored four or more TDs..... Caleb Evans, ULM, 2019 (4)  
 Scored three or more TDs..... Corey Taylor II, Tulsa, 2019 (3 rush)  
 Scored two or more TDs..... J. Ford and D. Ridder, Cincinnati, 2020 (2 rush)  
 Kicked four or more field goals..... Kevin Fitzpatrick, Tulsa, 2009 (4)  
 Kicked three or more field goals..... Chris Naggar, SMU, 2020 (3)

### DEFENSE

Intercepted two or more passes..... Gleason Sprewell, Houston, 2018 (2)  
 Recovered two or more fumbles..... D. Mathews, Houston, 2013 (2)  
 Forced two or more fumbles..... Micah Parsons, Penn State, 2019 (2)  
 Returned a fumble for a touchdown..... Jordan Lewis, Southern, 2019 (74 yards)  
 Recorded three or more sacks..... Nick Brents-Dawson, 2016 (3)  
 Recorded two or more sacks..... Micah Parsons, Penn State, 2019 (2.0)  
 Recorded five or more tackles for loss..... Haason Reddick, Temple, 2016 (5)  
 Recorded four or more tackles for loss..... Chris Daley, USF, 2001 (4)  
 Recorded three or more tackles for loss..... Micah Parsons, Penn State, 2019 (3.0)

### SPECIAL TEAMS

Scored 10 or more points kicking..... Chris Naggar, SMU, 2020 (12)  
 Kicked four or more field goals..... Kevin Fitzpatrick, Tulsa, 2009 (4)  
 Kicked three or more field goals..... Chris Naggar, SMU, 2020 (3)  
 Kicked a field goal of 50 yds or more..... Jake Verity, ECU, 2018 (52)  
 Kicked a 70-yard punt..... Caleb Houston, UCF, 2013 (71)  
 Kicked a 60-yard punt..... Thomas Bennett, Tulsa, 2018 (60)  
 Totaled 150 or more kick return yards..... Sherman Badie, Tulane, 2017 (159)  
 Totaled 100 or more kick return yards..... CJ Sanders, SMU, 2019 (113)  
 Totaled 100 or more punt return yards..... Mario Hull, Rice, 2011 (121)  
 Had a punt return of 50 or more yards..... Kenneth Acker, SMU, 2012 (59)  
 Had a 100-yard kickoff return..... Fred Reed, Mississippi St., 2003



RECORD SECTION

LONGEST RUN FROM SCRIMMAGE table with columns: RK, YDS, PLAYER VS OPPONENT, YEAR

MOST RUSHING TOUCHDOWNS table with columns: RK, TDS, PLAYER VS OPPONENT, YEAR

RUSHING TEAM RECORDS

MOST RUSHING ATTEMPTS table with columns: RK, ATT, OPPONENT, YEAR

FEWEST RUSHING ATTEMPTS table with columns: RK, ATT, OPPONENT, YEAR

MOST YARDS RUSHING table with columns: RK, YDS, OPPONENT, YEAR

FEWEST YARDS RUSHING table with columns: RK, YDS, OPPONENT, YEAR

MOST RUSHING TOUCHDOWNS table with columns: RK, TDS, OPPONENT, YEAR

PASSING INDIVIDUAL RECORDS

MOST PASSING ATTEMPTS table with columns: RK, ATT, PLAYER VS OPPONENT, YEAR

MOST PASSING ATTEMPTS table with columns: RK, ATT, PLAYER VS OPPONENT, YEAR

MOST PASS COMPLETIONS table with columns: RK, CMP, PLAYER VS OPPONENT, YEAR

MOST YARDS PASSING table with columns: RK, YDS, PLAYER VS OPPONENT, YEAR

HIGHEST AVERAGE GAIN/COMPLETION table with columns: RK, YDS, PLAYER VS OPPONENT (CMP-YDS), YEAR

HIGHEST AVERAGE GAIN/COMPLETION table with columns: RK, YDS, PLAYER VS OPPONENT (CMP-YDS), YEAR

MOST TOUCHDOWN PASSES table with columns: RK, TDS, PLAYER VS OPPONENT, YEAR

MOST INTERCEPTIONS THROWN table with columns: RK, INTS, PLAYER VS OPPONENT, YEAR

PASSING TEAM RECORDS

MOST PASSING ATTEMPTS table with columns: RK, ATT, OPPONENT, YEAR

FEWEST PASSING ATTEMPTS table with columns: RK, ATT, OPPONENT, YEAR

MOST PASSING COMPLETIONS table with columns: RK, CMP, OPPONENT, YEAR

FEWEST PASS COMPLETIONS table with columns: RK, CMP, OPPONENT, YEAR

MOST PASSING YARDS table with columns: RK, YDS, OPPONENT, YEAR

FEWEST PASSING YARDS table with columns: RK, YDS, OPPONENT, YEAR

MOST PASSES HAD INTERCEPTED table with columns: RK, INT, OPPONENT, YEAR











# RECORD SECTION

## MOST FIRST DOWNS PASSING

Rk	No.	OPPONENT	YEAR
T10	18	vs Southern Miss	2007
T10	18	vs SMU	2007
T16	17	at Tulsa	2017
T16	17	at SMU	2014
T16	17	at UCLA	2014
T16	17	vs Ole Miss	1969
T20	16	vs SMU	2017
T20	16	at Ole Miss	2016
T20	16	vs Tulane	2015
T20	16	at Kansas	2015
T20	16	vs Middle Tennessee	2011
T20	16	vs Marshall	2007
T20	16	vs ECU	2007

## MOST FIRST DOWNS BY PENALTY

Rk	No.	OPPONENT	YEAR
1	7	vs UCF	2020
2	6	vs UCLA	2017
T3	6	vs Tulsa	2015
<b>T4</b>	<b>5</b>	<b>at UL Monroe</b>	<b>2019</b>
T4	5	at Tulsa	2017
T34	5	at UCF	2017
T34	5	at Ole Miss	2014
T4	5	vs SMU	2007
T4	5	vs Houston	2006
T4	5	vs Alabama	1987
T4	5	vs North Texas State	1971
<b>T12</b>	<b>4</b>	<b>vs several opponents; last vs Temple</b>	<b>2020</b>

## MOST TOTAL FIRST DOWNS

Rk	No.	OPPONENT	YEAR
1	41	vs UCF	2020
2	37	vs Louisville	1969
T3	35	at Tulsa	2015
T3	35	vs SMU	2007
T5	34	at UConn	2017
T5	34	at Kansas	2015
T7	32	vs Mercer	2018
T7	32	at UCF	2017
T7	32	vs SMU	2017
T7	32	vs Tulane	2015
T7	32	vs Tulane	2008
T7	32	vs Chattanooga	2005
<b>T13</b>	<b>31</b>	<b>at USF</b>	<b>2019</b>
T13	31	vs Houston	2018
T13	31	vs South Alabama	2018
T13	31	vs Ole Miss	2015
T13	31	vs Nicholls State	2008

## FEWEST TOTAL FIRST DOWNS

Rk	No.	OPPONENT	YEAR
1	2	vs Ole Miss	1964

## MOST PENALTIES

Rk	No.	OPPONENT	YEAR
<b>T1</b>	<b>16</b>	<b>vs SMU</b>	<b>2019</b>
T1	16	vs Marshall	2012
T3	15	at Middle Tennessee	2013
T3	15	vs Houston	2000
T3	15	vs Tulane	1992
T3	15	vs Mississippi State	1985
T7	14	at UCF	2017
T7	14	vs Tennessee	1999
T9	13	vs Chattanooga	2001
T9	13	vs Mississippi State	1998

## FEWEST PENALTIES

Rk	No.	OPPONENT	YEAR
1	0	vs Ole Miss	1982

## MOST PENALTY YARDS

Rk	No.	OPPONENT	YEAR
1	147	vs West Texas State	1964
2	145	at Middle Tennessee	2013
3	140	vs Wichita State	1968
4	136	vs Mississippi State	1985
<b>5</b>	<b>134</b>	<b>vs SMU</b>	<b>2019</b>
T6	132	vs SMU	2017
T6	132	vs Houston	2000

## MOST PENALTY YARDS

Rk	No.	OPPONENT	YEAR
8	131	vs Marshall	2012
9	130	vs Tulane	1992
10	127	at UCF	2017

## LONGEST TIME OF POSSESSION

Rk	No.	OPPONENT	YEAR
1	40:55	at Cincinnati	2014
2	40:54	vs ECU	2000
3	39:44	vs Cincinnati	1984
<b>4</b>	<b>38:41</b>	<b>vs Ole Miss</b>	<b>2019</b>
<b>5</b>	<b>38:12</b>	<b>at USF</b>	<b>2019</b>
T6	38:08	vs Nicholls State	2008
T6	38:08	vs Cincinnati	1994
8	37:55	vs Ole Miss	1983
9	37:41	vs Tulane	1985
10	37:40	vs Murray State	1985

## SHORTEST TIME OF POSSESSION

Rk	No.	OPPONENT	YEAR
1	17:13	at Navy	2018

## MOST 3RD DOWN CONVERSIONS

Rk	No.	OPPONENT	YEAR
1	14	vs SMU	2007
2	13	at UConn	2017
T3	12	vs Ole Miss	2015
T3	12	at Cincinnati	2014
T3	12	vs Rice	2008
T3	12	vs Louisville	2004
T3	12	vs Cincinnati	1994
T8	10	at SMU	2018
T8	10	vs Mercer	2018
T8	10	vs UTEP	2009
T8	10	vs USF	2004
T8	10	vs UAB	2004
<b>T8</b>	<b>10</b>	<b>at SMU</b>	<b>2020</b>

## BEST 3RD DOWN CONVERSION PERCENT- AGE

Rk	No.	OPPONENT	YEAR
1	.705	vs Louisville (12-of-17)	2004
<b>T2</b>	<b>.692</b>	<b>at Houston (9-of-13)</b>	<b>2019</b>
T2	.692	vs Ole Miss (9-of-13)	2006
T4	.667	vs Mercer (10-of-15)	2018
T4	.667	vs Cincinnati (12-of-18)	1994
6	.650	at UConn (13-of-20)	2017
T7	.643	vs Tulane (9-of-14)	2017
T7	.643	vs Missouri State (9-of-14)	2015
T7	.643	vs Tulane (9-of-14)	2008
T7	.643	vs Chattanooga (9-of-14)	2005
11	.632	vs Rice (12-of-19)	2008
12	.625	vs UConn (5-of-8)	2018
T13	.600	vs Georgia State (6-of-10)	2018
T13	.600	vs Ole Miss (12-of-20)	2015
T13	.600	vs Nicholls State (9-of-15)	2008
T13	.600	vs SMU (9-of-15)	2008
T13	.600	vs Tulane (9-of-15)	2007
T13	.600	vs Tulane (9-of-15)	2003

## FEWEST 3RD DOWN CONVERSIONS

Rk	No.	OPPONENT	YEAR
T1	1	vs Tennessee (1-of-9)	2006
T1	1	vs Cincinnati (1-of-12)	2004
T1	1	vs Cincinnati (1-of-12)	1992

## MOST FUMBLES

Rk	No.	OPPONENT	YEAR
1	11	vs Ole Miss	1976
2	10	vs Louisville	1979
T3	9	vs Florida State	1977
T3	9	vs Ole Miss	1971
T3	9	vs Southern Miss	1963
T3	9	vs Tennessee Tech	1962

## MOST FUMBLES LOST

Rk	No.	OPPONENT	YEAR
T1	7	vs Mississippi State	1976
T1	7	vs Ole Miss	1971
T3	6	vs Louisville	1979
T3	6	vs Ole Miss	1976
T3	6	vs Tennessee Tech	1962

## ALL-PURPOSE YARDS INDIVIDUAL RECORDS

### INDIVIDUAL SINGLE GAME ALL-PURPOSE YARDS

Rk	PLAYER VS OPPONENT	YARDS	RUSH	REC	PR	KR	YEAR
1	Antonio Gibson vs SMU	386	97	130	0	159	2019
2	Ryan Roskelley vs Tulsa	368	0	174	194	0	1994
3	Tony Pollard vs Wake Forest	318	109	0	0	209	2018
<b>4</b>	<b>Kenneth Gainwell vs Tulane</b>	<b>307</b>	<b>104</b>	<b>203</b>	<b>0</b>	<b>0</b>	<b>2019</b>
5	DeAngelo Williams vs Tulane	305	195	41	0	69	2003
6	DeAngelo Williams vs Houston	281	262	19	0	0	2004
7	Darrell Henderson vs SMU	278	147	15	0	116	2017
8	Larry Porter vs Arkansas State	275	206	-1	0	70	1990
T9	Darrell Henderson at Navy	273	212	18	0	43	2018
T9	DeAngelo Williams vs USF	273	263	10	0	0	2004
10	Xavier Crawford vs Missouri	262	46	53	0	163	1991
11	Paul Gowen vs Tulsa	260	260	0	0	0	1969
12	Curtis Steele vs Tulsa	257	232	25	0	0	2009
<b>T13</b>	<b>Kenneth Gainwell at UL Monroe</b>	<b>251</b>	<b>209</b>	<b>42</b>	<b>0</b>	<b>0</b>	<b>2019</b>
T13	DeAngelo Williams vs Chattanooga	251	136	87	0	28	2004
T13	Anthony Miller vs Tulsa	250	0	250	0	0	2016
T15	Curtis Steele vs UTEP	250	240	10	0	0	2009
17	Darrell Henderson vs South Alabama	249	188	34	0	27	2018
18	Darrell Henderson vs Georgia State	243	233	10	0	0	2018
19	DeAngelo Williams vs ECU	240	226	14	0	0	2005
T20	DeAngelo Williams vs UTEP	239	236	3	0	0	2005
T20	DeAngelo Williams vs Ole Miss	239	135	31	0	73	2003
T22	Curtis Steele vs Southern Miss	237	178	59	0	0	2008
T22	Eddie Hill vs Cincinnati	237	188	0	0	49	1978
T22	John Martin vs ECU	237	166	16	0	55	1992
T25	Tony Pollard vs Houston	236	83	116	0	37	2018
T25	DeAngelo Williams vs Akron	236	238	-2	0	0	2005
27	Antonio Gibson vs Cincinnati	234	130	32	0	72	2019
T28	DeAngelo Williams vs ECU	226	225	1	0	0	2004
T28	Anthony Miller vs UCF	226	0	195	0	31	2017
30	Eddie Hill vs Wichita State	225	107	0	11	107	1978
T31	Anthony Miller at UConn	224	0	224	0	0	2017
T31	DeAngelo Williams vs Tulsa	224	223	1	0	0	2005
32	Russell Copeland vs Florida State	221	0	113	0	108	1989
33	Larry Porter vs Arkansas State	220	167	9	0	44	1991
T35	Darrell Henderson at UCF	219	210	9	0	0	2018
T35	Bobby Ward vs Houston	218	0	105	2	111	1973
T35	Charles Wilson vs Southern Miss	218	0	88	0	130	1988

## 2020 Memphis Football Memphis Combined Team Statistics (as of Nov 01, 2020) All games

Date	Opponent	Score	Att.	Record:	Overall	Home	Away	Neutral
Sep 05, 2020	ARKANSAS STATE	W 37-24	4537	All games	3-2	3-0	0-2	0-0
* Oct 03, 2020	at SMU	L 27-30	7898	Conference	2-2	2-0	0-2	0-0
* Oct 17, 2020	UCF	W 50-49	10554	Non-Conference	1-0	1-0	0-0	0-0
* Oct 24, 2020	TEMPLE	W 41-29	10321					
* 10/31/20	at #7 Cincinnati	L 10-49	0					

Rushing	gp	att	gain	loss	net	avg	td	lg	avg/g
CLARK, Rodrigues	5	91	457	20	437	4.8	1	29	87.4
WATKINS, Kylan	5	48	263	23	240	5.0	1	44	48.0
WHITE, Brady	5	32	120	75	45	1.4	1	18	9.0
MARTIN, Asa	5	5	32	1	31	6.2	0	15	6.2
WEAVER, Marquavius	5	8	34	3	31	3.9	0	12	6.2
DORCEUS, Joseph	5	1	25	0	25	25.0	0	25	5.0
TAYLOR, Tim	4	3	19	0	19	6.3	0	15	4.8
AUSTIN, Calvin	5	1	11	0	11	11.0	0	11	2.2
THOMAS, Brandon	2	2	8	0	8	4.0	0	5	4.0
FLEMING, Cameron	1	1	6	0	6	6.0	0	6	6.0
WASHINGTON, Tahj	5	1	3	0	3	3.0	0	3	0.6
Total	5	200	978	153	825	4.1	3	44	165.0
Opponents	5	183	869	117	752	4.1	8	48	150.4

Passing	gp	effic	comp-att-int	pct	yds	td	lg	avg/g
WHITE, Brady	5	159.22	125-200-4	62.5	1691	18	92	338.2
Total	5	159.22	125-200-4	62.5	1691	18	92	338.2
Opponents	5	161.89	156-227-6	68.7	2032	16	93	406.4

Receiving	gp	no.	yds	avg	td	lg	avg/g
AUSTIN, Calvin	5	31	545	17.6	5	65	109.0
DYKES, Sean	5	25	288	11.5	4	38	57.6
WASHINGTON, Tahj	5	17	330	19.4	4	92	66.0
COXIE, Damonte	2	16	175	10.9	1	26	87.5
WATKINS, Kylan	5	11	93	8.5	1	23	18.6
IVORY, Javon	4	7	128	18.3	2	36	32.0
CLARK, Rodrigues	5	7	35	5.0	0	27	7.0
WILSON, Kameron	5	5	50	10.0	1	23	10.0
TAYLOR, Tim	4	2	18	9.0	0	13	4.5
MATHIEU, Khi	2	1	10	10.0	0	10	5.0
WEAVER, Marquavius	5	1	8	8.0	0	8	1.6
TATE, Jeremy	4	1	7	7.0	0	7	1.8
MARTIN, Asa	5	1	4	4.0	0	4	0.8
Total	5	125	1691	13.5	18	92	338.2
Opponents	5	156	2032	13.0	16	93	406.4

Field Goals	fg	pct.	01-19	20-29	30-39	40-49	50-99	lg	blk
PATTERSON, Riley	6-9	66.7	0-0	2-2	0-0	3-4	1-3	56	0

Scoring	td	fg	PAT				dxp	saf	pts
			kick	rush	rcv	pass			
PATTERSON, Riley	-	6-9	17-18	-	-	-	-	-	35
AUSTIN, Calvin	5	-	-	-	-	-	-	-	30
DYKES, Sean	4	-	-	-	1	-	-	-	26
WASHINGTON, Tahj	4	-	-	-	1	-	-	-	26
WATKINS, Kylan	2	-	-	-	-	-	-	-	12
IVORY, Javon	2	-	-	-	-	-	-	-	12
WILSON, Kameron	1	-	-	-	-	-	-	-	6
CLARK, Rodrigues	1	-	-	-	-	-	-	-	6
COXIE, Damonte	1	-	-	-	-	-	-	-	6
WHITE, Brady	1	-	-	0-1	-	2-2	-	-	6
Total	21	6-9	17-18	0-1	2	2-2	-	-	165
Opponents	24	5-7	18-20	-	2	2-4	-	-	181

Score by Quarters	1st	2nd	3rd	4th	OT	Total
Memphis	31	44	52	38	0	165
Opponents	48	53	35	45	0	181

Team Statistics	MEM	OPP
FIRST DOWNS	135	138
Rushing	50	41
Passing	68	86
Penalty	17	11
RUSHING YARDAGE	825	752
Rushing Attempts	200	183
Average Per Rush	4.1	4.1
Average Per Game	165.0	150.4
TDs Rushing	3	8
PASSING YARDAGE	1691	2032
Comp-Att-Int	125-200-4	156-227-6
Average Per Pass	8.5	9.0
Average Per Catch	13.5	13.0
Average Per Game	338.2	406.4
TDs Passing	18	16
TOTAL OFFENSE	2516	2784
Average Per Play	6.3	6.8
Average Per Game	503.2	556.8
KICK RETURNS: #-Yards	13-208	7-123
PUNT RETURNS: #-Yards	4-24	2-9
INT RETURNS: #-Yards	6-20	4-11
FUMBLES-LOST	12-6	10-5
PENALTIES-Yards	35-307	33-321
PUNTS-AVG	20-43.3	16-41.9
TIME OF POSSESSION/Game	30:06	29:54
3RD-DOWN Conversions	37/83	34/75
4TH-DOWN Conversions	9/12	9/14

Interceptions	no.	yds	avg	td	lg
OWENS, Rodney	2	-8	-4.0	0	0
FRANCIS, Jacobi	2	28	14.0	0	28
CULLENS, Xavier	1	0	0.0	0	0
OLIVER, Sylvonta	1	0	0.0	0	0

Punting	no.	yds	avg	lg	tb	fc	i20	50+	blk
WILLIAMS, Adam	19	823	43.3	54	1	11	6	2	0
WHITE, Brady	1	44	44.0	44	1	0	0	0	0

Punt Returns	no.	yds	avg	td	lg
AUSTIN, Calvin	4	24	6.0	0	9
Total	4	24	6.0	0	9
Opponents	2	9	4.5	0	7

Kick Returns	no.	yds	avg	td	lg
IVORY, Javon	4	65	16.2	0	18
ROGERS, Gabriel	4	65	16.2	0	24
WASHINGTON, Tahj	3	59	19.7	0	23
CLARK, Rodrigues	1	19	19.0	0	19
MARTIN, Asa	1	0	0.0	0	0
Total	13	208	16.0	0	24
Opponents	7	123	17.6	0	27

All Purpose	g	rush	rcv	pr	kr	ir	total	avg/g
AUSTIN, Calvin	5	11	545	24	0	0	580	116.0
CLARK, Rodrigu	5	437	35	0	19	0	491	98.2
WASHINGTON,	5	3	330	0	59	0	392	78.4
WATKINS, Kylan	5	240	93	0	0	0	333	66.6
DYKES, Sean	5	0	288	0	0	0	288	57.6
Total	5	825	1691	24	208	20	2768	553.6
Opponents	5	752	2032	9	123	11	2927	585.4

Total Offense	g	plays	rush	pass	total	avg/g
WHITE, Brady	5	232	45	1691	1736	347.2
CLARK, Rodrigues	5	91	437	0	437	87.4
WATKINS, Kylan	5	48	240	0	240	48.0
WEAVER, Marquavius	5	8	31	0	31	6.2
MARTIN, Asa	5	5	31	0	31	6.2
Total	5	400	825	1691	2516	503.2
Opponents	5	410	752	2032	2784	556.8

#	Defensive Leaders	gp	Tackles			tfl/yds	Sacks no-yds	Pass defense		Fumbles		blkd kick	saf
			ua	a	tot			int-yds	brup	qbh	rcv-yds		
15	JOHNSON, Quindell	5	27	11	38	1.5-1		4		1-0	1		
22	LINDESEY, Tyrone	5	27	4	32	1.0-2		2		1-0			

2020 Memphis Football  
Memphis Game Results (as of Nov 01, 2020)  
All games

Date	Opponent		Score	Overall	Conference	Time	Attend
Sep 05, 2020	ARKANSAS STATE	W	37-24	1-0	0-0	3:44	4537
* Oct 03, 2020	at SMU	L	27-30	1-1	0-1	3:31	7898
* Oct 17, 2020	UCF	W	50-49	2-1	1-1	4:08	10554
* Oct 24, 2020	TEMPLE	W	41-29	3-1	2-1	3:36	10321
* 10/31/20	at #7 Cincinnati	L	10-49	3-2	2-2	3:16	

2020 Memphis Football  
 Memphis Overall Team Statistics (as of Nov 01, 2020)  
 All games

Team Statistics	MEM	OPP
SCORING	165	181
Points Per Game	33.0	36.2
Points Off Turnovers	44	30
FIRST DOWNS	135	138
Rushing	50	41
Passing	68	86
Penalty	17	11
RUSHING YARDAGE	825	752
Yards gained rushing	978	869
Yards lost rushing	153	117
Rushing Attempts	200	183
Average Per Rush	4.1	4.1
Average Per Game	165.0	150.4
TDs Rushing	3	8
PASSING YARDAGE	1691	2032
Comp-Att-Int	125-200-4	156-227-6
Average Per Pass	8.5	9.0
Average Per Catch	13.5	13.0
Average Per Game	338.2	406.4
TDs Passing	18	16
TOTAL OFFENSE	2516	2784
Total Plays	400	410
Average Per Play	6.3	6.8
Average Per Game	503.2	556.8
KICK RETURNS: #-Yards	13-208	7-123
PUNT RETURNS: #-Yards	4-24	2-9
INT RETURNS: #-Yards	6-20	4-11
KICK RETURN AVERAGE	16.0	17.6
PUNT RETURN AVERAGE	6.0	4.5
INT RETURN AVERAGE	4.0	2.8
FUMBLES-LOST	12-6	10-5
PENALTIES-Yards	35-307	33-321
Average Per Game	61.4	64.2
PUNTS-Yards	20-867	16-670
Average Per Punt	43.3	41.9
Net punt average	40.9	39.1
KICKOFFS-Yards	30-1852	33-1998
Average Per Kick	61.7	60.5
Net kick average	41.0	43.6
TIME OF POSSESSION/Game	30:06	29:54
3RD-DOWN Conversions	37/83	34/75
3rd-Down Pct	45%	45%
4TH-DOWN Conversions	9/12	9/14
4th-Down Pct	75%	64%
SACKS BY-Yards	14-81	11-64
MISC YARDS	0	0
TOUCHDOWNS SCORED	21	24
FIELD GOALS-ATTEMPTS	6-9	5-7
ON-SIDE KICKS	0-1	0-1
RED-ZONE SCORES	(18-21) 86%	(19-26) 73%
RED-ZONE TOUCHDOWNS	(16-21) 76%	(15-26) 58%
PAT-ATTEMPTS	(17-18) 94%	(18-20) 90%
ATTENDANCE	25412	7898
Games/Avg Per Game	3/8471	2/3949
Neutral Site Games		0/0

Score by Quarters	1st	2nd	3rd	4th	OT	Total
Memphis	31	44	52	38	0	165
Opponents	48	53	35	45	0	181

2020 Memphis Football  
 Memphis Overall Individual Statistics (as of Nov 01, 2020)  
 All games

Rushing	gp	att	gain	loss	net	avg	td	lg	avg/g
CLARK, Rodrigues	5	91	457	20	437	4.8	1	29	87.4
WATKINS, Kylan	5	48	263	23	240	5.0	1	44	48.0
WHITE, Brady	5	32	120	75	45	1.4	1	18	9.0
MARTIN, Asa	5	5	32	1	31	6.2	0	15	6.2
WEAVER, Marquavius	5	8	34	3	31	3.9	0	12	6.2
DORCEUS, Joseph	5	1	25	0	25	25.0	0	25	5.0
TAYLOR, Tim	4	3	19	0	19	6.3	0	15	4.8
AUSTIN, Calvin	5	1	11	0	11	11.0	0	11	2.2
THOMAS, Brandon	2	2	8	0	8	4.0	0	5	4.0
FLEMING, Cameron	1	1	6	0	6	6.0	0	6	6.0
WASHINGTON, Tahj	5	1	3	0	3	3.0	0	3	0.6
TEAM	3	7	0	31	-31	-4.4	0	0	-10.3
Total	5	200	978	153	825	4.1	3	44	165.0
Opponents	5	183	869	117	752	4.1	8	48	150.4

Passing	gp	effic	comp-att-int	pct	yds	td	lg	avg/g
WHITE, Brady	5	159.22	125-200-4	62.5	1691	18	92	338.2
Total	5	159.22	125-200-4	62.5	1691	18	92	338.2
Opponents	5	161.89	156-227-6	68.7	2032	16	93	406.4

Receiving	gp	no.	yds	avg	td	lg	avg/g
AUSTIN, Calvin	5	31	545	17.6	5	65	109.0
DYKES, Sean	5	25	288	11.5	4	38	57.6
WASHINGTON, Tahj	5	17	330	19.4	4	92	66.0
COXIE, Damonte	2	16	175	10.9	1	26	87.5
WATKINS, Kylan	5	11	93	8.5	1	23	18.6
IVORY, Javon	4	7	128	18.3	2	36	32.0
CLARK, Rodrigues	5	7	35	5.0	0	27	7.0
WILSON, Kameron	5	5	50	10.0	1	23	10.0
TAYLOR, Tim	4	2	18	9.0	0	13	4.5
MATHIEU, Khi	2	1	10	10.0	0	10	5.0
WEAVER, Marquavius	5	1	8	8.0	0	8	1.6
TATE, Jeremy	4	1	7	7.0	0	7	1.8
MARTIN, Asa	5	1	4	4.0	0	4	0.8
Total	5	125	1691	13.5	18	92	338.2
Opponents	5	156	2032	13.0	16	93	406.4

Punt Returns	no.	yds	avg	td	lg
AUSTIN, Calvin	4	24	6.0	0	9
Total	4	24	6.0	0	9
Opponents	2	9	4.5	0	7

Interceptions	no.	yds	avg	td	lg
FRANCIS, Jacobi	2	28	14.0	0	28
OWENS, Rodney	2	-8	-4.0	0	0
OLIVER, Sylvonta	1	0	0.0	0	0
CULLENS, Xavier	1	0	0.0	0	0
Total	6	20	3.3	0	28
Opponents	4	11	2.8	0	11

Kick Returns	no.	yds	avg	td	lg
ROGERS, Gabriel	4	65	16.2	0	24
IVORY, Javon	4	65	16.2	0	18
WASHINGTON, Tahj	3	59	19.7	0	23
CLARK, Rodrigues	1	19	19.0	0	19
MARTIN, Asa	1	0	0.0	0	0
Total	13	208	16.0	0	24
Opponents	7	123	17.6	0	27

Fumble Returns	no.	yds	avg	td	lg
CULLENS, Xavier	1	0	0.0	0	0
Total	1	0	0.0	0	0
Opponents	3	40	13.3	0	38

2020 Memphis Football  
 Memphis Overall Individual Statistics (as of Nov 01, 2020)  
 All games

Scoring	td	fg	PAT				dxp	saf	pts
			kick	rush	rcv	pass			
PATTERSON, Riley	-	6-9	17-18	-	-	-	-	-	35
AUSTIN, Calvin	5	-	-	-	-	-	-	-	30
WASHINGTON, Tahj	4	-	-	-	1	-	-	-	26
DYKES, Sean	4	-	-	-	1	-	-	-	26
WATKINS, Kylan	2	-	-	-	-	-	-	-	12
IVORY, Javon	2	-	-	-	-	-	-	-	12
WHITE, Brady	1	-	-	0-1	-	2-2	-	-	6
COXIE, Damonte	1	-	-	-	-	-	-	-	6
CLARK, Rodrigues	1	-	-	-	-	-	-	-	6
WILSON, Kameron	1	-	-	-	-	-	-	-	6
<b>Total</b>	<b>21</b>	<b>6-9</b>	<b>17-18</b>	<b>0-1</b>	<b>2</b>	<b>2-2</b>	<b>-</b>	<b>-</b>	<b>165</b>
<b>Opponents</b>	<b>24</b>	<b>5-7</b>	<b>18-20</b>	<b>-</b>	<b>2</b>	<b>2-4</b>	<b>-</b>	<b>-</b>	<b>181</b>

Total Offense	g	plays	rush	pass	total	avg/g
WHITE, Brady	5	232	45	1691	1736	347.2
CLARK, Rodrigues	5	91	437	0	437	87.4
WATKINS, Kylan	5	48	240	0	240	48.0
MARTIN, Asa	5	5	31	0	31	6.2
WEAVER, Marquavius	5	8	31	0	31	6.2
DORCEUS, Joseph	5	1	25	0	25	5.0
TAYLOR, Tim	4	3	19	0	19	4.8
AUSTIN, Calvin	5	1	11	0	11	2.2
THOMAS, Brandon	2	2	8	0	8	4.0
FLEMING, Cameron	1	1	6	0	6	6.0
WASHINGTON, Tahj	5	1	3	0	3	0.6
<b>TEAM</b>	<b>3</b>	<b>7</b>	<b>-31</b>	<b>0</b>	<b>-31</b>	<b>-10.3</b>
<b>Total</b>	<b>5</b>	<b>400</b>	<b>825</b>	<b>1691</b>	<b>2516</b>	<b>503.2</b>
<b>Opponents</b>	<b>5</b>	<b>410</b>	<b>752</b>	<b>2032</b>	<b>2784</b>	<b>556.8</b>

Field Goals	fg	pct.	01-19	20-29	30-39	40-49	50-99	lg	blk
PATTERSON, Riley	6-9	66.7	0-0	2-2	0-0	3-4	1-3	56	0

FG Sequence	Memphis	Opponents
Arkansas State	54,(26)	(28)
SMU	(26),(56)	(27),(25),(43)
UCF	-	40
Temple	(42),45,(42),50	26,(25)
Cincinnati	(42)	-

Punting	no.	yds	avg	lg	tb	fc	i20	50+	blk
WILLIAMS, Adam	19	823	43.3	54	1	11	6	2	0
WHITE, Brady	1	44	44.0	44	1	0	0	0	0
<b>Total</b>	<b>20</b>	<b>867</b>	<b>43.3</b>	<b>54</b>	<b>2</b>	<b>11</b>	<b>6</b>	<b>2</b>	<b>0</b>
<b>Opponents</b>	<b>16</b>	<b>670</b>	<b>41.9</b>	<b>58</b>	<b>1</b>	<b>8</b>	<b>8</b>	<b>3</b>	<b>1</b>

Kickoffs	no.	yds	avg	tb	ob	retn	net	ydln
PATTERSON, Riley	30	1852	61.7	20	0			
<b>Total</b>	<b>30</b>	<b>1852</b>	<b>61.7</b>	<b>20</b>	<b>0</b>	<b>17.6</b>	<b>41.0</b>	<b>24</b>
<b>Opponents</b>	<b>33</b>	<b>1998</b>	<b>60.5</b>	<b>14</b>	<b>4</b>	<b>16.0</b>	<b>43.6</b>	<b>21</b>

Numbers in (parentheses) indicate field goal was made.



2020 Memphis Football  
 Memphis Overall Individual Statistics (as of Nov 01, 2020)  
 All games

All Purpose	g	rush	rcv	pr	kr	ir	total	avg/g
AUSTIN, Calvin	5	11	545	24	0	0	580	116.0
CLARK, Rodrigu	5	437	35	0	19	0	491	98.2
WASHINGTON,	5	3	330	0	59	0	392	78.4
WATKINS, Kyla	5	240	93	0	0	0	333	66.6
DYKES, Sean	5	0	288	0	0	0	288	57.6
IVORY, Javon	4	0	128	0	65	0	193	48.2
COXIE, Damont	2	0	175	0	0	0	175	87.5
ROGERS, Gabri	5	0	0	0	65	0	65	13.0
WILSON, Kamer	5	0	50	0	0	0	50	10.0
WHITE, Brady	5	45	0	0	0	0	45	9.0
WEAVER, Marq	5	31	8	0	0	0	39	7.8
TAYLOR, Tim	4	19	18	0	0	0	37	9.2
MARTIN, Asa	5	31	4	0	0	0	35	7.0
FRANCIS, Jaco	4	0	0	0	0	28	28	7.0
DORCEUS, Jos	5	25	0	0	0	0	25	5.0
MATHIEU, Khi	2	0	10	0	0	0	10	5.0
THOMAS, Brand	2	8	0	0	0	0	8	4.0
TATE, Jeremy	4	0	7	0	0	0	7	1.8
FLEMING, Cam	1	6	0	0	0	0	6	6.0
OWENS, Rodne	5	0	0	0	0	-8	-8	-1.6
TEAM	3	-31	0	0	0	0	-31	-10.3
Total	5	825	1691	24	208	20	2768	553.6
Opponents	5	752	2032	9	123	11	2927	585.4

2020 Memphis Football  
 Memphis Overall Defensive Statistics (as of Nov 01, 2020)  
 All games

##	Defensive Leaders	gp	Tackles				tfl/yds	Sacks no-yds	Pass defense			Fumbles		blkd	
			ua	a	tot				int-yds	brup	qbh	rcv-yds	ff	kick	saf
15	JOHNSON, Quindell	5	27	11	38	1.5-1	.	.	4	.	1-0	1	1	.	
30	OWENS, Rodney	5	24	9	33	1.0-2	.	2-8	3	.	.	1	.	.	
22	LINDSEY, Tyrez	5	27	6	33	1.0-2	.	.	2	.	1-0	.	.	.	
1	GOODSON, O'Bryan	5	17	5	22	7.0-24	4.0-18	.	.	1	1-0	2	.	.	
23	RUSSELL, JJ	5	16	6	22	1.5-4	.	.	1	.	.	1	.	.	
9	BROUSSARD, John	4	19	2	21	.	.	.	.	.	1-0	2	.	.	
10	JOSEPH, Morris	5	13	6	19	3.0-18	3.0-18	.	.	.	.	.	.	.	
40	PICKENS, Thomas	4	14	5	19	2.0-4	1.0-2	.	.	1	.	.	.	.	
8	CULLENS, Xavier	4	10	7	17	1.5-8	1.0-7	1-0	1	.	.	.	.	.	
32	FRANCIS, Jacobi	4	13	3	16	2.0-4	.	2-28	4	.	.	.	.	.	
11	OLIVER, Sylvonta	5	12	4	16	.	.	1-0	3	.	.	.	.	.	
13	CLEMONS, Jalil	5	9	6	15	3.0-13	1.0-9	.	.	3	.	.	.	.	
41	BLAKE, Sanchez	5	8	4	12	.	.	.	.	.	.	.	.	.	
46	MASHBURN, Cole	5	4	6	10	1.5-2	.	.	.	.	1-0	.	.	.	
94	DORCEUS, Joseph	5	7	2	9	1.5-5	1.0-4	.	.	1	.	.	.	.	
97	DUCKSWORTH, Wardalis	5	4	3	7	3.0-23	3.0-23	.	.	.	.	.	.	.	
12	ROGERS, Gabriel	5	2	.	2	.	.	.	.	.	.	.	.	.	
18	WASHINGTON, Tahj	5	2	.	2	.	.	.	.	.	.	.	.	.	
99	ROBINSON, Kajuan	5	.	2	2	0.5-1	.	.	.	.	.	.	.	.	
71	FIELDS, Evan	4	1	.	1	.	.	.	.	.	.	.	.	.	
1W	IVORY, Javon	4	1	.	1	.	.	.	.	.	.	.	.	.	
2D	CARTER, TJ	2	1	.	1	.	.	.	.	.	.	.	.	.	
95	CARTWRIGHT, John	1	1	.	1	.	.	.	.	.	.	.	.	.	
92	WHITE, Maurice	5	1	.	1	.	.	.	1	.	.	.	.	.	
43	SIMS, Ja'Len	2	1	.	1	.	.	.	.	.	.	.	.	.	
56	PARHAM, Dylan	5	1	.	1	.	.	.	.	.	.	.	.	.	
39	NASH, Harold	3	1	.	1	.	.	.	.	.	.	.	.	.	
36	PATTERSON, Riley	5	1	.	1	.	.	.	.	.	.	.	.	.	
5D	CUNNINGHAM, Everitt	3	.	1	1	.	.	.	.	.	.	.	.	.	
98	JACKSON, Camron	3	.	.	.	.	.	.	.	.	.	.	1	.	
2	CLARK, Rodrigues	5	.	.	.	.	.	.	.	.	.	.	1	.	
Total		5	237	88	325	30-111	14-81	6-20	19	6	5-0	7	3	.	
Opponents		5	233	76	309	32-116	11-64	4-11	15	2	6-40	5	.	.	

2020 Memphis Football  
 Memphis Team Game-by-Game (as of Nov 01, 2020)  
 All games

TEAM STATISTICS

Date	Opponent	Rushing				Receiving				Passing				Kick Returns				Punt Returns				tot off		
		no.	yds	td	lg	no.	yds	td	lg	cmp	att	int	yds	td	lg	no.	yds	td	lg	no.	yds		td	lg
Sep 05	ARKANSAS STATE	47	222	1	25	27	280	4	38	27	37	1	280	4	38	2	24	0	24	0	0	0	0	502
Oct 03	at SMU	38	205	0	44	29	296	3	32	29	42	2	296	3	32	3	41	0	19	2	15	0	8	501
Oct 17	UCF	45	217	1	30	34	486	6	52	34	50	0	486	6	52	2	34	0	18	0	0	0	0	703
Oct 24	TEMPLE	41	176	1	28	17	313	4	65	17	36	1	313	4	65	2	36	0	23	1	9	0	9	489
10/31/20	at Cincinnati	29	5	0	6	18	316	1	92	18	35	0	316	1	92	4	73	0	23	1	0	0	0	321
Opponents		200	825	3	44	125	1691	18	92	125	200	4	1691	18	92	13	208	0	24	4	24	0	9	2516
		183	752	8	48	156	2032	16	93	156	227	6	2032	16	93	7	123	0	27	2	9	0	7	2784

Games: 5 • Avg/rush: 4.1 • Avg/catch: 13.5 • Pass effic: 159.22 • KR avg: 16.0 • PR avg: 6.0 • All purpose avg/game: 553.6 • Total offense avg/gm: 503.2

Date	Opponent	Tackles				Sacks	Fumble		Pass Defense			blkd	PAT Attempts			off		
		ua	a	total	tfl-yds	no-yds	ff	fr-yds	int-yds	qbh	brup	kick	kick	rush	rcv	saf	t/o	pts
Sep 05	ARKANSAS STATE	49	12	61	5.0-28	3.0-26	1	1-0	2-0	4	5	1	4-5	0	0	0	10	37
Oct 03	at SMU	47	2	49	5.0-18	2.0-10	2	2-0	0-0	0	6	0	3-3	0	0	0	3	27
Oct 17	UCF	55	18	73	6.0-18	3.0-13	2	1-0	0-0	2	3	1	4-4	0	2	0	7	50
Oct 24	TEMPLE	54	18	72	10.0-34	4.0-23	2	1-0	3-20	0	5	1	5-5	0	0	0	24	41
10/31/2	at Cincinnati	32	38	70	4.0-13	2.0-9	0	0-0	1-0	0	0	0	1-1	0	0	0	0	10
Opponents		237	88	325	30.0-111	14.0-81	7	5-0	6-20	6	19	3	17-18	0	2	0	44	165
		233	76	309	32.0-116	11.0-64	5	6-40	4-11	2	15	0	18-20	0	2	0	30	181

Date	Opponent	Punting							Field Goals			Kickoffs						
		no.	yds	avg	long	blkd	tb	fc	50+	i20	md-att	long	blkd	no.	yds	avg	tb	ob
Sep 05	ARKANSAS STATE	3	113	37.7	47	0	0	2	0	3	1-2	26	0	7	449	64.1	5	0
Oct 03	at SMU	4	177	44.2	48	0	1	2	0	1	2-2	56	0	5	319	63.8	3	0
Oct 17	UCF	4	185	46.2	50	0	1	2	1	2	0-0	0	0	7	405	57.9	5	0
Oct 24	TEMPLE	3	124	41.3	42	0	0	2	0	0	2-4	42	0	8	487	60.9	5	0
10/31/2	at Cincinnati	6	268	44.7	54	0	0	3	1	0	1-1	42	0	3	192	64.0	2	0
Opponents		20	867	43.3	54	0	2	11	2	6	6-9	56	0	30	1852	61.7	20	0
		16	670	41.9	58	1	1	8	3	8	5-7	43	0	33	1998	60.5	14	4

2020 Memphis Football  
 Memphis Opponent Game-by-Game (as of Nov 01, 2020)  
 All games

OPPONENT STATISTICS

Date	Opponent	Rushing				Receiving				Passing				Kick Returns				Punt Returns				tot off		
		no.	yds	td	lg	no.	yds	td	lg	cmp	att	int	yds	td	lg	no.	yds	td	lg	no.	yds		td	lg
Sep 05	ARKANSAS STATE	36	125	2	25	27	299	1	39	27	43	2	299	1	39	2	38	0	22	0	0	0	0	424
Oct 03	at SMU	26	75	0	16	32	474	3	85	32	46	0	474	3	85	2	22	0	14	1	7	0	7	549
Oct 17	UCF	47	197	2	28	35	601	5	93	35	49	0	601	5	93	0	0	0	0	0	0	0	0	798
Oct 24	TEMPLE	33	113	0	30	41	387	4	32	41	63	3	387	4	32	2	44	0	27	0	0	0	0	500
10/31/20	at Cincinnati	41	242	4	48	21	271	3	45	21	26	1	271	3	45	1	19	0	19	1	2	0	2	513
Memphis		183	752	8	48	156	2032	16	93	156	227	6	2032	16	93	7	123	0	27	2	9	0	7	2784
Memphis		200	825	3	44	125	1691	18	92	125	200	4	1691	18	92	13	208	0	24	4	24	0	9	2516

Games: 5 • Avg/rush: 4.1 • Avg/catch: 13.0 • Pass effic: 161.89 • KR avg: 17.6 • PR avg: 4.5 • All purpose avg/game: 585.4 • Total offense avg/gm: 556.8

Date	Opponent	Tackles				Sacks no-yds	Fumble		Pass Defense			blkd kick	PAT Attempts			off		
		ua	a	total	tfl-yds		ff	fr-yds	int-yds	qbh	brup		kick	rush	rcv	saf	t/o	pts
Sep 05	ARKANSAS STATE	49	14	63	5.0-20	0.0-0	0	0-0	1-0	0	1	0	3-3	0	0	0	3	24
Oct 03	at SMU	56	6	62	7.0-19	3.0-12	1	2-0	2-11	0	4	0	3-3	0	0	0	10	30
Oct 17	UCF	50	16	66	6.0-24	2.0-12	1	1-0	0-0	0	4	0	3-4	0	2	0	7	49
Oct 24	TEMPLE	43	16	59	4.0-7	0.0-0	2	2-38	1-0	1	2	0	2-3	0	0	0	3	29
10/31/2	at Cincinnati	35	24	59	10.0-46	6.0-40	1	1-2	0-0	1	4	0	7-7	0	0	0	7	49
Memphis		233	76	309	32.0-116	11.0-64	5	6-40	4-11	2	15	0	18-20	0	2	0	30	181
Memphis		237	88	325	30.0-111	14.0-81	7	5-0	6-20	6	19	3	17-18	0	2	0	44	165

Date	Opponent	Punting							Field Goals			Kickoffs						
		no.	yds	avg	long	blkd	tb	fc	50+	i20	md-att	long	blkd	no.	yds	avg	tb	ob
Sep 05	ARKANSAS STATE	3	121	40.3	57	1	1	1	1	1	1-1	28	0	4	197	49.2	0	1
Oct 03	at SMU	4	183	45.8	58	0	0	2	2	2	3-3	43	0	7	455	65.0	4	0
Oct 17	UCF	2	83	41.5	42	0	0	1	0	1	0-1	0	0	8	520	65.0	6	0
Oct 24	TEMPLE	3	121	40.3	46	0	0	1	0	1	1-2	25	0	6	357	59.5	2	2
10/31/2	at Cincinnati	4	162	40.5	46	0	0	3	0	3	0-0	0	0	8	469	58.6	2	1
Memphis		16	670	41.9	58	1	1	8	3	8	5-7	43	0	33	1998	60.5	14	4
Memphis		20	867	43.3	54	0	2	11	2	6	6-9	56	0	30	1852	61.7	20	0

2020 Memphis Football  
 Memphis Game Superlatives (as of Nov 01, 2020)  
 All games

INDIVIDUAL GAME HIGHS

Rushes	22	CLARK, Rodrigues vs Temple (Oct 24, 2020)
Yards Rushing	112	CLARK, Rodrigues vs UCF (Oct 17, 2020)
TD Rushes	1	CLARK, Rodrigues vs Arkansas State (Sep 05, 2020)
	1	WHITE, Brady vs UCF (Oct 17, 2020)
	1	WATKINS, Kylan vs Temple (Oct 24, 2020)
Long Rush	44	WATKINS, Kylan at SMU (Oct 03, 2020)
Pass attempts	50	WHITE, Brady vs UCF (Oct 17, 2020)
Pass completions	34	WHITE, Brady vs UCF (Oct 17, 2020)
Yards Passing	486	WHITE, Brady vs UCF (Oct 17, 2020)
TD Passes	6	WHITE, Brady vs UCF (Oct 17, 2020)
Long Pass	92	WHITE, Brady at Cincinnati (10/31/20)
Receptions	10	DYKES, Sean vs Arkansas State (Sep 05, 2020)
Yards Receiving	184	AUSTIN, Calvin vs Temple (Oct 24, 2020)
TD Receptions	2	DYKES, Sean vs Arkansas State (Sep 05, 2020)
	2	AUSTIN, Calvin vs UCF (Oct 17, 2020)
	2	WASHINGTON, Tahj vs Temple (Oct 24, 2020)
Long Reception	92	WASHINGTON, Tahj at Cincinnati (10/31/20)
Field Goals	2	PATTERSON, Riley at SMU (Oct 03, 2020)
	2	PATTERSON, Riley vs Temple (Oct 24, 2020)
Long Field Goal	56	PATTERSON, Riley at SMU (Oct 03, 2020)
Punts	6	WILLIAMS, Adam at Cincinnati (10/31/20)
Punting Avg	47.0	WILLIAMS, Adam vs UCF (Oct 17, 2020)
Long Punt	54	WILLIAMS, Adam at Cincinnati (10/31/20)
Punts inside 20	3	WILLIAMS, Adam vs Arkansas State (Sep 05, 2020)
Long Punt Return	9	AUSTIN, Calvin vs Temple (Oct 24, 2020)
Long Kickoff Return	24	ROGERS, Gabriel vs Arkansas State (Sep 05, 2020)
Tackles	14	JOHNSON, Quindell vs UCF (Oct 17, 2020)
Sacks	2.0	GOODSON, O'Bryan vs UCF (Oct 17, 2020)
Tackles For Loss	2.0	GOODSON, O'Bryan vs UCF (Oct 17, 2020)
	2.0	GOODSON, O'Bryan vs Temple (Oct 24, 2020)
Interceptions	2	OWENS, Rodney vs Temple (Oct 24, 2020)

2020 Memphis Football  
 Memphis Game Superlatives (as of Nov 01, 2020)  
 All games

TEAM GAME HIGHS

Rushes	47	vs Arkansas State (Sep 05, 2020)
Yards Rushing	222	vs Arkansas State (Sep 05, 2020)
Yards Per Rush	5.4	at SMU (Oct 03, 2020)
TD Rushes	1	vs Arkansas State (Sep 05, 2020)
	1	vs UCF (Oct 17, 2020)
	1	vs Temple (Oct 24, 2020)
Pass attempts	50	vs UCF (Oct 17, 2020)
Pass completions	34	vs UCF (Oct 17, 2020)
Yards Passing	486	vs UCF (Oct 17, 2020)
Yards Per Pass	9.7	vs UCF (Oct 17, 2020)
TD Passes	6	vs UCF (Oct 17, 2020)
Total Plays	95	vs UCF (Oct 17, 2020)
Total Offense	703	vs UCF (Oct 17, 2020)
Yards Per Play	7.4	vs UCF (Oct 17, 2020)
Points	50	vs UCF (Oct 17, 2020)
Sacks By	4	vs Temple (Oct 24, 2020)
First Downs	41	vs UCF (Oct 17, 2020)
Penalties	12	vs Arkansas State (Sep 05, 2020)
Penalty Yards	102	vs Arkansas State (Sep 05, 2020)
Turnovers	4	at SMU (Oct 03, 2020)
Interceptions By	3	vs Temple (Oct 24, 2020)
Punts	6	at Cincinnati (10/31/20)
Punting Avg	46.2	vs UCF (Oct 17, 2020)
Long Punt	54	at Cincinnati (10/31/20)
Punts inside 20	3	vs Arkansas State (Sep 05, 2020)
Long Punt Return	9	vs Temple (Oct 24, 2020)

2020 Memphis Football  
 Memphis Game Superlatives (as of Nov 01, 2020)  
 All games

OPPONENT INDIVIDUAL GAME HIGHS

Rushes	20	DAVIS,Re'Mahn, vs Temple (Oct 24, 2020)
Yards Rushing	116	FORD, Jerome, at Cincinnati (10/31/20)
TD Rushes	2	RIDDER, Desmond, at Cincinnati (10/31/20)
	2	FORD, Jerome, at Cincinnati (10/31/20)
Long Rush	48	FORD, Jerome, at Cincinnati (10/31/20)
Pass attempts	63	RUSSO,Anthony, vs Temple (Oct 24, 2020)
Pass completions	41	RUSSO,Anthony, vs Temple (Oct 24, 2020)
Yards Passing	601	GABRIEL, Dillon, vs UCF (Oct 17, 2020)
TD Passes	5	GABRIEL, Dillon, vs UCF (Oct 17, 2020)
Long Pass	93	GABRIEL, Dillon, vs UCF (Oct 17, 2020)
Receptions	13	WILLIAMS, Mar., vs UCF (Oct 17, 2020)
	13	BLUE,Jadan, vs Temple (Oct 24, 2020)
Yards Receiving	243	ROBERSON JR, Re, at SMU (Oct 03, 2020)
TD Receptions	3	BLUE,Jadan, vs Temple (Oct 24, 2020)
Long Reception	93	O'KEEFE, Ryan, vs UCF (Oct 17, 2020)
Field Goals	3	NAGGAR, Chris, at SMU (Oct 03, 2020)
Long Field Goal	43	NAGGAR, Chris, at SMU (Oct 03, 2020)
Punts	4	NAGGAR, Chris, at SMU (Oct 03, 2020)
	4	SMITH, James, at Cincinnati (10/31/20)
Punting Avg	47.0	Hanson, Ryan, vs Arkansas State (Sep 05, 2020)
Long Punt	58	NAGGAR, Chris, at SMU (Oct 03, 2020)
Punts inside 20	3	SMITH, James, at Cincinnati (10/31/20)
Long Punt Return	7	JACKSON, T.Q., at SMU (Oct 03, 2020)
Long Kickoff Return	27	BLUE,Jadan, vs Temple (Oct 24, 2020)
Tackles	11	Reimonenq, J., vs Arkansas State (Sep 05, 2020)
	11	ROBINSON, D., at SMU (Oct 03, 2020)
	11	BETHUNE, Tatum, vs UCF (Oct 17, 2020)
Sacks	1.5	SANDERS, Myjai, at Cincinnati (10/31/20)
Tackles For Loss	2.5	SANDERS, Myjai, at Cincinnati (10/31/20)
Interceptions	1	Green, D., vs Arkansas State (Sep 05, 2020)
	1	CROSSLEY, B., at SMU (Oct 03, 2020)
	1	DENBOW, Trevor, at SMU (Oct 03, 2020)
	1	CLARK,Elijah, vs Temple (Oct 24, 2020)

2020 Memphis Football  
 Memphis Game Superlatives (as of Nov 01, 2020)  
 All games

OPPONENT TEAM GAME HIGHS

Rushes	47	vs UCF (Oct 17, 2020)
Yards Rushing	242	at Cincinnati (10/31/20)
Yards Per Rush	5.9	at Cincinnati (10/31/20)
TD Rushes	4	at Cincinnati (10/31/20)
Pass attempts	63	vs Temple (Oct 24, 2020)
Pass completions	41	vs Temple (Oct 24, 2020)
Yards Passing	601	vs UCF (Oct 17, 2020)
Yards Per Pass	12.3	vs UCF (Oct 17, 2020)
TD Passes	5	vs UCF (Oct 17, 2020)
Total Plays	96	vs UCF (Oct 17, 2020)
	96	vs Temple (Oct 24, 2020)
Total Offense	798	vs UCF (Oct 17, 2020)
Yards Per Play	8.3	vs UCF (Oct 17, 2020)
Points	49	vs UCF (Oct 17, 2020)
	49	at Cincinnati (10/31/20)
Sacks By	6	at Cincinnati (10/31/20)
First Downs	34	vs UCF (Oct 17, 2020)
Penalties	10	vs UCF (Oct 17, 2020)
Penalty Yards	96	vs UCF (Oct 17, 2020)
Turnovers	4	vs Temple (Oct 24, 2020)
Interceptions By	2	at SMU (Oct 03, 2020)
Punts	4	at SMU (Oct 03, 2020)
	4	at Cincinnati (10/31/20)
Punting Avg	45.8	at SMU (Oct 03, 2020)
Long Punt	58	at SMU (Oct 03, 2020)
Punts inside 20	3	at Cincinnati (10/31/20)
Long Punt Return	7	at SMU (Oct 03, 2020)



2020 Memphis Football  
 Memphis Red-Zone Results (as of Nov 01, 2020)  
 All games

Memphis Inside Opponent Red-Zone

Date	Opponent	Score	Times In RZ	Times Scored	Total Pts	Rush TDs	Pass TDs	FGs Made	Failed to score inside RZ							
									FGA	Down	Int	Fumb	Half	Game		
Sep 05, 2020	ARKANSAS STATE	W 37-24	6	6	37	5	1	4	1	0	0	0	0	0	0	0
Oct 03, 2020	at SMU	L 27-30	4	3	17	2	0	2	1	0	0	1	0	0	0	0
Oct 17, 2020	UCF	W 50-49	6	6	43	6	1	5	0	0	0	0	0	0	0	0
Oct 24, 2020	TEMPLE	W 41-29	4	3	21	3	1	2	0	0	0	0	1	0	0	0
10/31/20	at Cincinnati	L 10-49	1	0	0	0	0	0	0	0	1	0	0	0	0	0
Totals			21	18	118	16	3	13	2	0	1	1	1	0	0	0
18 of 21 (85.7%)																

Opponents Inside Memphis Red-Zone

Date	Opponent	Score	Times In RZ	Times Scored	Total Pts	Rush TDs	Pass TDs	FGs Made	Failed to score inside RZ							
									FGA	Down	Int	Fumb	Half	Game		
Sep 05, 2020	ARKANSAS STATE	W 37-24	5	4	24	3	2	1	1	0	1	0	0	0	0	0
Oct 03, 2020	at SMU	L 27-30	4	3	13	1	0	1	2	0	0	0	1	0	0	0
Oct 17, 2020	UCF	W 50-49	6	4	28	4	2	2	0	0	1	0	1	0	0	0
Oct 24, 2020	TEMPLE	W 41-29	7	4	22	3	0	3	1	1	2	0	0	0	0	0
10/31/20	at Cincinnati	L 10-49	4	4	28	4	2	2	0	0	0	0	0	0	0	0
Totals			26	19	115	15	6	9	4	1	4	0	2	0	0	0
19 of 26 (73.1%)																

2020 Memphis Football  
 Memphis Games Played (as of Nov 01, 2020)  
 All games

##	PLAYER	GP-GS	ASU	SMU	UCF	TEMPLE	CIN
8Q	ADAIR, Connor	1/-	...	...	...	...	XXX
5A	ALFORD, B.	3/-	XXX	XXX	XXX	...	...
37	ALLEN, Jaylon	5/-	XXX	XXX	XXX	XXX	XXX
4	AUSTIN, Calvin	5/5	START	START	START	START	START
41	BLAKE, Sanchez	5/2	START	START	START	XXX	XXX
42	BRADY, Preston	5/-	XXX	XXX	XXX	XXX	XXX
54	BRANNON, Nigel	4/-	XXX	XXX	...	XXX	XXX
9	BROUSSARD, John	4/3	...	XXX	START	START	START
3D	BROWN, Keith	5/-	XXX	XXX	XXX	XXX	XXX
2D	CARTER, TJ	2/2	START	START	...	...	...
95	CARTWRIGHT, J.	1/-	XXX	...	...	...	...
2	CLARK, R.	5/5	START	START	START	START	START
13	CLEMONS, Jalil	5/3	START	START	START	XXX	XXX
24	COFFEY, A.	5/-	XXX	XXX	XXX	XXX	XXX
10	COXIE, Damonte	2/2	START	START	...	...	...
8	CULLENS, Xavier	4/1	START	...	XXX	XXX	XXX
5D	CUNNINGHAM, E.	3/-	...	XXX	...	XXX	XXX
75	DALE, Matt	5/1	START	XXX	XXX	XXX	XXX
88	DANIEL, Tyce	4/-	XXX	...	XXX	XXX	XXX
72	DENSON, Michael	1/-	...	...	...	...	XXX
94	DORCEUS, Joseph	5/4	START	START	START	XXX	START
97	DUCKSWORTH, W.	5/2	XXX	START	XXX	START	XXX
5	DYKES, Sean	5/4	START	START	START	XXX	START
50	EDWARDS, Jared	1/-	...	...	...	...	XXX
74	ELLIS, Isaac	5/5	START	START	START	START	START
5L	EVANS, Cincir	2/-	...	...	XXX	XXX	...
77	EZE, Obinna	5/5	START	START	START	START	START
80	FAIRMAN, Coye'	1/-	XXX	...	...	...	...
71	FIELDS, Evan	4/4	...	START	START	START	START
2F	FLEMING, C.	1/-	XXX	...	...	...	...
32	FRANCIS, Jacobi	4/4	...	START	START	START	START
1	GOODSON, O.	5/5	START	START	START	START	START
35	HART, Tim	1/-	XXX	...	...	...	...
83	HASSELL, John	5/-	XXX	XXX	XXX	XXX	XXX
1H	HASTINGS, Josh	2/-	...	XXX	...	...	XXX
1W	IVORY, Javon	4/3	...	XXX	START	START	START
98	JACKSON, Camron	3/-	...	XXX	XXX	XXX	...
44	JOHNSON, K.	3/-	...	...	XXX	XXX	XXX
15	JOHNSON, Q.	5/3	XXX	XXX	START	START	START
1J	JONES, Marcayll	2/-	XXX	...	XXX	...	...
73	JONES, Titus	5/-	XXX	XXX	XXX	XXX	XXX
1D	JOSEPH, Morris	5/4	START	XXX	START	START	START
70	LIKES, Jacob	2/-	XXX	...	...	...	XXX
22	LINDSEY, Tyrez	5/5	START	START	START	START	START
28	MARTIN, Asa	5/-	XXX	XXX	XXX	XXX	XXX
26	MASHBURN, Cade	2/-	XXX	...	...	XXX	...
46	MASHBURN, Cole	5/2	XXX	XXX	XXX	START	START

2020 Memphis Football  
 Memphis Games Played (as of Nov 01, 2020)  
 All games

##	PLAYER	GP-GS	ASU	SMU	UCF	TEMPLE	CIN
84	MATHIEU, Khi	2/-	...	...	XXX	...	XXX
39	NASH, Harold	3/-	XXX	...	...	XXX	XXX
49	NEAL, Trey	4/-	...	XXX	XXX	XXX	XXX
2N	NELSON, Devonte	1/-	XXX	...	...	...	...
6	OLADELE, Kayode	4/-	...	XXX	XXX	XXX	XXX
11	OLIVER, S.	5/1	START	XXX	XXX	XXX	XXX
67	ORONA-LOPEZ, M.	5/5	START	START	START	START	START
30	OWENS, Rodney	5/5	START	START	START	START	START
56	PARHAM, Dylan	5/5	START	START	START	START	START
36	PATTERSON, R.	5/-	XXX	XXX	XXX	XXX	XXX
40	PICKENS, Thomas	4/4	...	START	START	START	START
99	ROBINSON, K.	5/-	XXX	XXX	XXX	XXX	XXX
12	ROGERS, Gabriel	5/-	XXX	XXX	XXX	XXX	XXX
23	RUSSELL, JJ	5/5	START	START	START	START	START
43	SIMS, Ja'Len	2/-	XXX	XXX	...	...	...
87	TATE, Jeremy	4/-	...	XXX	XXX	XXX	XXX
64	TAYLOR, Cade	1/-	...	XXX	...	...	...
2T	TAYLOR, Tim	4/-	XXX	XXX	...	XXX	XXX
27	THOMAS, Brandon	2/-	...	...	XXX	...	XXX
18	WASHINGTON, T.	5/4	XXX	START	START	START	START
17	WATKINS, Kylan	5/1	START	XXX	XXX	XXX	XXX
21	WATKINS-PERKINS	1/-	...	...	XXX	...	...
2W	WEAVER, M.	5/-	XXX	XXX	XXX	XXX	XXX
3	WHITE, Brady	5/5	START	START	START	START	START
92	WHITE, Maurice	5/-	XXX	XXX	XXX	XXX	XXX
48	WILLIAMS, Adam	5/-	XXX	XXX	XXX	XXX	XXX
45	WILSON, K.	5/1	XXX	XXX	XXX	START	XXX

2020 Memphis Football  
 Memphis Total Tackles Game-by-Game (as of Nov 01, 2020)  
 All games

Total Tackles	UA-A	Total	ASU	SMU	UCF	TEMPLE	CIN
JOHNSON, Q.	27-11	38	6-2	4-0	10-4	3-2	4-3
OWENS, Rodney	24-9	33	5-0	4-0	10-2	3-2	2-5
LINDSEY, Tyrez	27-6	33	6-1	4-1	5-2	9-0	3-2
RUSSELL, JJ	16-6	22	3-0	3-0	4-2	6-2	0-2
GOODSON, O.	17-5	22	2-0	3-0	5-0	6-3	1-2
BROUSSARD, John	19-2	21	DNP	5-0	4-0	8-2	2-0
JOSEPH, Morris	13-6	19	2-1	4-0	1-1	4-1	2-3
PICKENS, Thomas	14-5	19	DNP	5-0	4-1	1-1	4-3
CULLENS, Xavier	10-7	17	4-3	DNP	3-1	1-1	2-2
OLIVER, S.	12-4	16	7-0	2-0	-	1-1	2-3
FRANCIS, Jacobi	13-3	16	DNP	3-1	6-1	2-0	2-1
CLEMONS, Jalil	9-6	15	2-0	1-0	2-2	2-2	2-2
BLAKE, Sanchez	8-4	12	5-1	1-0	-	1-0	1-3
MASHBURN, Cole	4-6	10	1-1	-	0-1	2-0	1-4
DORCEUS, Joseph	7-2	9	1-2	4-0	1-0	-	1-0
DUCKSWORTH, W.	4-3	7	1-1	-	-	1-0	2-2
ROBINSON, K.	0-2	2	-	-	0-1	0-1	-
ROGERS, Gabriel	2-0	2	-	1-0	-	-	1-0
WASHINGTON, T.	2-0	2	-	2-0	-	-	-
WHITE, Maurice	1-0	1	-	-	-	1-0	-
CARTWRIGHT, J.	1-0	1	1-0	DNP	DNP	DNP	DNP
CARTER, TJ	1-0	1	1-0	-	DNP	DNP	DNP
IVORY, Javon	1-0	1	DNP	1-0	-	-	-
CUNNINGHAM, E.	0-1	1	DNP	-	DNP	-	0-1
PATTERSON, R.	1-0	1	-	-	-	1-0	-
PARHAM, Dylan	1-0	1	-	-	-	1-0	-
FIELDS, Evan	1-0	1	DNP	-	-	1-0	-
SIMS, Ja'Len	1-0	1	1-0	-	DNP	DNP	DNP
NASH, Harold	1-0	1	1-0	DNP	DNP	-	-

2020 Memphis Football  
 Memphis Passing Game-by-Game (as of Nov 01, 2020)  
 All games

#3 WHITE, Brady	Comp	Att	Int	Pct	Yards	TD	Long	Sacked	Effic
Arkansas State	27	37	1	73.0	280	4	38	0-0	166.81
SMU	29	42	2	69.0	296	3	32	3-12	142.30
UCF	34	50	0	68.0	486	6	52	2-12	189.25
Temple	17	36	1	47.2	313	4	65	0-0	151.37
Cincinnati	18	35	0	51.4	316	1	92	6-40	136.70
TOTALS	125	200	4	62.5	1691	18	92	11-64	159.22

2020 Memphis Football  
 Memphis Rushing/Receiving Game-by-Game (as of Nov 01, 2020)  
 All games

RUSHING	No-Yds/TD	ASU	SMU	UCF	TEMPLE	CIN
CLARK, R.	91-437/1	20-105/1	16-98/0	21-112/0	22-106/0	12-16/0
WATKINS, Kylan	48-240/1	14-52/0	10-68/0	10-64/0	9-45/1	5-11/0
WHITE, Brady	32-45/1	6-39/0	5-7/0	8-30/1	4-0/0	9--31/0
MARTIN, Asa	5-31/0	-	2-2/0	2-24/0	1-5/0	-
WEAVER, M.	8-31/0	-	5-30/0	1--3/0	2-4/0	-
DORCEUS, Joseph	1-25/0	1-25/0	-	-	-	-
TAYLOR, Tim	3-19/0	1-3/0	-	DNP	1-15/0	1-1/0
AUSTIN, Calvin	1-11/0	-	-	1-11/0	-	-
THOMAS, Brandon	2-8/0	DNP	DNP	-	DNP	2-8/0
FLEMING, C.	1-6/0	1-6/0	DNP	DNP	DNP	DNP
WASHINGTON, T.	1-3/0	-	-	-	1-3/0	-
TEAM	7--31/0	4--8/0	DNP	2--21/0	1--2/0	DNP

RECEIVING	No-Yds/TD	ASU	SMU	UCF	TEMPLE	CIN
AUSTIN, Calvin	31-545/5	3-11/1	6-78/1	9-151/2	6-184/1	7-121/0
WASHINGTON, T.	17-330/4	1-7/0	2-11/1	7-131/0	5-77/2	2-104/1
DYKES, Sean	25-288/4	10-137/2	6-85/1	6-57/1	1-2/0	2-7/0
COXIE, Damonte	16-175/1	8-90/1	8-85/0	DNP	DNP	DNP
IVORY, Javon	7-128/2	DNP	-	4-88/1	3-40/1	-
WATKINS, Kylan	11-93/1	2-13/0	2-4/0	4-50/1	-	3-26/0
WILSON, K.	5-50/1	-	1-23/0	3-13/1	-	1-14/0
CLARK, R.	7-35/0	-	4-10/0	1--4/0	1-2/0	1-27/0
TAYLOR, Tim	2-18/0	2-18/0	-	DNP	-	-
MATHIEU, Khi	1-10/0	DNP	DNP	-	DNP	1-10/0
WEAVER, M.	1-8/0	-	-	-	1-8/0	-
TATE, Jeremy	1-7/0	DNP	-	-	-	1-7/0
MARTIN, Asa	1-4/0	1-4/0	-	-	-	-

2020 Memphis Football  
 Memphis Return Stats Game-by-Game (as of Nov 01, 2020)  
 All games

PUNT RETURNS	No-Yds	ASU	SMU	UCF	TEMPLE	CIN
AUSTIN, Calvin	4-24	-	2-15	-	1-9	1-0

KICK RETURNS	No-Yds	ASU	SMU	UCF	TEMPLE	CIN
IVORY, Javon	4-65	DNP	-	2-34	-	2-31
ROGERS, Gabriel	4-65	1-24	3-41	-	-	-
WASHINGTON, T.	3-59	-	-	-	2-36	1-23
CLARK, R.	1-19	-	-	-	-	1-19
MARTIN, Asa	1-0	1-0	-	-	-	-

INT. RETURNS	No-Yds	ASU	SMU	UCF	TEMPLE	CIN
OWENS, Rodney	2-8	-	-	-	2-8	-
FRANCIS, Jacobi	2-28	DNP	-	-	1-28	1-0
OLIVER, S.	1-0	1-0	-	-	-	-

FUMBLE RETURNS	No-Yds	ASU	SMU	UCF	TEMPLE	CIN
CULLENS, Xavier	1-0	1-0	DNP	-	-	-

2020 Memphis Football  
 Memphis Sacks Game-by-Game (as of Nov 01, 2020)  
 All games

SACKS	UA-A	Total	ASU	SMU	UCF	TEMPLE	CIN
GOODSON, O.	4-0	4.0	-	1.0-6	2.0-11	1.0-1	-
JOSEPH, Morris	3-0	3.0	1.0-11	-	-	1.0-5	1.0-2
DUCKSWORTH, W.	3-0	3.0	1.0-8	-	-	1.0-8	1.0-7
PICKENS, Thomas	1-0	1.0	DNP	-	1.0-2	-	-
DORCEUS, Joseph	1-0	1.0	-	1.0-4	-	-	-
CLEMONS, Jalil	1-0	1.0	-	-	-	1.0-9	-
CULLENS, Xavier	1-0	1.0	1.0-7	DNP	-	-	-



2020 Memphis Football  
 Memphis Tackle For Loss Game-by-Game (as of Nov 01, 2020)  
 All games


TACKLES FOR LOSS	UA-A	Total	ASU	SMU	UCF	TEMPLE	CIN
GOODSON, O.	7-0	7.0	1.0-1	1.0-6	2.0-11	2.0-4	1.0-2
JOSEPH, Morris	3-0	3.0	1.0-11	-	-	1.0-5	1.0-2
CLEMONS, Jalil	2-2	3.0	-	-	1.0-2	1.5-10	0.5-1
DUCKSWORTH, W.	3-0	3.0	1.0-8	-	-	1.0-8	1.0-7
PICKENS, Thomas	2-0	2.0	DNP	1.0-2	1.0-2	-	-
FRANCIS, Jacobi	2-0	2.0	DNP	1.0-3	-	1.0-1	-
MASHBURN, Cole	1-1	1.5	-	-	0.5-0	1.0-2	-
CULLENS, Xavier	1-1	1.5	1.0-7	DNP	-	-	0.5-1
JOHNSON, Q.	1-1	1.5	0.5-0	-	-	1.0-1	-
RUSSELL, JJ	1-1	1.5	-	1.0-3	-	0.5-1	-
DORCEUS, Joseph	1-1	1.5	0.5-1	1.0-4	-	-	-
LINDSEY, Tyrez	1-0	1.0	-	-	-	1.0-2	-
OWENS, Rodney	1-0	1.0	-	-	1.0-2	-	-
ROBINSON, K.	0-1	0.5	-	-	0.5-1	-	-

2020 Memphis Football  
 Memphis Fumbles Game-by-Game (as of Nov 01, 2020)  
 All games

FUMBLES	No-Lost	ASU	SMU	UCF	TEMPLE	CIN
WHITE, Brady	5-3	1-0	1-1	-	2-1	1-1
AUSTIN, Calvin	2-1	-	-	-	1-1	1-0
TEAM	2-0	1-0	DNP	1-0	-	DNP
WATKINS, Kylan	1-0	-	-	-	1-0	-
COXIE, Damonte	1-1	-	1-1	DNP	DNP	DNP
CLARK, R.	1-1	-	-	1-1	-	-

FUMBLES FORCED	Number	ASU	SMU	UCF	TEMPLE	CIN
BROUSSARD, John	2	DNP	1	-	1	-
GOODSON, O.	2	-	-	1	1	-
RUSSELL, JJ	1	1	-	-	-	-
JOHNSON, Q.	1	-	1	-	-	-
OWENS, Rodney	1	-	-	1	-	-

FUMBLES RECOVERED	Number	ASU	SMU	UCF	TEMPLE	CIN
JOHNSON, Q.	1	-	1	-	-	-
GOODSON, O.	1	-	-	-	1	-
LINDSEY, Tyrez	1	-	-	1	-	-
MASHBURN, Cole	1	1	-	-	-	-
BROUSSARD, John	1	DNP	1	-	-	-



**CONNOR ADAIR**  
 R-JUNIOR • QUARTERBACK  
 2L • 6-4 • 184  
 TRUSSVILLE, ALA.  
 HEWITT-TRUSSVILLE HS  
 MAJOR: MARKETING MANAGEMENT

**Career**

Member of the team for three seasons ... Heads in to 2020 with seven appearances ... Has gone 11-of-17 passing for 126 yards and one touchdown ... Has two years of eligibility remaining.

**Honors (Academic/Athletic)**

2017-18, 2018-19, 2019-20 American Athletic Conference All-Academic Team ... Dean's List for the 2020 spring semester ... Tiger 3.0 Club for 2017 fall, 2019 spring and 2020 spring semesters ... 2017 Glenn Jones Offensive Scout Team Player of the Year.

**Career Highs**

Pass Completions ..... 6, vs Southern, Sept. 7, 2019  
 Pass Attempts ..... 7, vs Southern, Sept. 7, 2019  
 Passing Yards ..... 61, vs Southern, Sept. 7, 2019  
 Passing Touchdowns ..... 1, vs UConn, Oct. 6, 2018  
 Longest Passing Play ..... 26, at Houston, Nov. 16, 2019  
 Rushing Yards ..... 22, at USF, Nov. 23, 2019  
 Rushing Touchdowns ..... 22, at USF, Nov. 23, 2019  
 Longest Rush ..... 22, at USF, Nov. 23, 2019

**Passing Stats**


Year	GP/GS	Cmp	Att	Int	Yds	TD	Long	%	Avg/P	Avg/G
2018	2/0	1	2	0	17	1	17	.50	8.5	8.5
2019	5/0	10	15	0	109	0	26	.67	7.3	21.8
2020	1/0	0	0	0	0	0	0	.00	0.0	0.0
<b>Total</b>	<b>8/0</b>	<b>11</b>	<b>17</b>	<b>0</b>	<b>126</b>	<b>1</b>	<b>26</b>	<b>.65</b>	<b>7.4</b>	<b>15.8</b>

**Rushing Stats**

Year	GP/GS	Att	Yds	TD	Long	AVG/A	AVG/G
2018	2/0	0	0	0	0	0.0	0.0
2019	5/0	2	26	1	22	13.0	5.2
2020	1/0	0	0	0	0	0.0	0.0
<b>Total</b>	<b>7/0</b>	<b>2</b>	<b>26</b>	<b>1</b>	<b>22</b>	<b>13.0</b>	<b>3.3</b>

**Game-by-Game Stats**

Date	Opponent	Passing				Rushing				Receiving		
		Cmp	Att	Int	%	Yds	TD	Long	Att	Yds	TD	Long
9/1/2018	Mercer	0	1	0	0.0%	0	0	0	0	0	0	0
9/8/2018	at Navy											
9/14/2018	Georgia State											
9/22/2018	South Alabama											
9/28/2018	at Tulane											
10/6/2018	UConn	1	1	0	100.0%	17	1	17	0	0	0	0
10/13/2018	UCF											
10/20/2018	at Missouri											
11/3/2018	at ECU											
11/10/2018	Tulsa											
11/15/2018	at SMU											
11/23/2018	Houston											
12/1/2018	at UCF											
12/22/2018	vs Wake Forest											
8/31/2019	Ole Miss											
9/7/2019	Southern	6	7	0	85.7%	61	0	25	0	0	0	0
9/14/2019	at S. Alabama	2	2	0	100.0%	9	0	6	0	0	0	0
9/26/2019	Navy											
10/5/2019	at ULM											
10/12/2019	at Temple											
10/18/2019	Tulane	0	1	0	0.0%	0	0	0	0	0	0	0
10/26/2019	at Tulsa											
11/2/2019	SMU											
11/16/2019	at Houston	1	2	0	50.0%	26	0	26	1	4	0	4
11/23/2019	at USF	1	3	0	33.3%	13	0	13	1	22	1	22
11/29/2019	Cincinnati											
12/7/2019	Cincinnati											
12/28/2019	vs Penn State											
9/5/2020	Arkansas State											
10/3/2020	at SMU											
10/17/2020	UCF											
10/24/2020	Temple											
10/31/2020	at Cincinnati	0	0	0	0.0%	0	0	0	0	0	0	0



**JAYLON ALLEN**  
 R-SOPHOMORE • DEFENSIVE LINE  
 1L • 6-2 • 238  
 HUMBLE, TEXAS  
 ATASCOCITA HS  
 MAJOR: SPORT AND LEISURE MANAGEMENT

**Career**

Redshirted in 2018 ... Appeared in 11 of 14 games as a redshirt freshman in 2019 as Memphis won the 2019 American Athletic Conference championship and earned the program's first New Year's Six Bowl spot with a Cotton Bowl berth.

**Honors (Academic/Athletic)**

2018-19 American Athletic Conference All-Academic Team ... Tiger 3.0 Club for 2019 spring semester.

**Career Highs**


Tackles ..... 2, vs Cincinnati, Dec. 7, 2019

**Defensive Stats**

Year	GP/GS	Solo	Ast	Tot	TFL-Yds	Sacks-Yds	Int	PD	FF	FR	Blk
2019	11/0	1	3	4	0-0	0-0	0	0	0	0	0
2020	5/0	0	0	0	0.0-0	0.0-0	0	0	0	0	0
<b>Total</b>	<b>16/0</b>	<b>1</b>	<b>3</b>	<b>4</b>	<b>0-0</b>	<b>0-0</b>	<b>0</b>	<b>0</b>	<b>0</b>	<b>0</b>	<b>0</b>

**Game-by-Game Stats**

Date	Opponent	Tackles				Sacks	Fumble	Int	Pass	Blkd			
		Solo	Ast	Tot	TFL	Yds	FF	FR	Yds	QBH	Brk	Kick	Saf
8/31/2019	Ole Miss	0	0	0	0	0	0	0	0	0	0	0	0
9/7/2019	Southern	0	0	0	0	0	0	0	0	0	0	0	0
9/14/2019	at S. Alabama	0	0	0	0	0	0	0	0	0	0	0	0
9/26/2019	Navy	0	0	0	0	0	0	0	0	0	0	0	0
10/5/2019	at ULM												
10/12/2019	at Temple	0	0	0	0	0	0	0	0	0	0	0	0
10/18/2019	Tulane	0	1	1	0	0	0	0	0	0	0	0	0
10/26/2019	at Tulsa												
11/2/2019	SMU												
11/16/2019	at Houston	0	0	0	0	0	0	0	0	0	0	0	0
11/23/2019	at USF	0	1	1	0	0	0	0	0	0	0	0	0
12/7/2019	Cincinnati	0	0	0	0	0	0	0	0	0	0	0	0
12/7/2019	Cincinnati	1	1	2	0	0	0	0	0	0	0	0	0
12/28/2019	vs Penn State	0	0	0	0	0	0	0	0	0	0	0	0
9/5/2020	Arkansas State	0	0	0	0	0	0	0	0	0	0	0	0
10/3/2020	at SMU	0	0	0	0	0	0	0	0	0	0	0	0
10/17/2020	UCF	0	0	0	0	0	0	0	0	0	0	0	0
10/24/2020	Temple	0	0	0	0	0	0	0	0	0	0	0	0
10/31/2020	at Cincinnati	0	0	0	0	0	0	0	0	0	0	0	0



**NEHEMIAH AUGUSTUS**  
 R-SENIOR • LINEBACKER  
 3L • 6-0 • 208  
 PATTERSON, LA.  
 PATTERSON HS  
 MAJOR: INTERDISCIPLINARY STUDIES

**Career**

Has appeared in 39 games in three seasons at Memphis ... Has 43 total tackles (31 solo) ... Has 2.5 TFL and one PBU ... Has 11 multi-tackle games ... Has one year of eligibility remaining in 2020.

**Career Highs**


Tackles ..... 5, vs Tulsa, Nov. 10, 2018  
 Pass Breakups ..... 1, vs SIU, Sept. 23, 2017  
 Tackles for Loss ..... 1.5, vs Georgia State, Sept. 14, 2018  
 Quarterback Hurries ..... 1, 4x, last vs Tulsa, Nov. 10, 2018

**Defensive Stats**

Year	GP/GS	Solo	Ast	Tot	TFL-Yds	Sacks-Yds	Int	PD	FF	FR	Blk
2017	13/0	12	7	19	0-0	0-0	0	1	0	0	0
2018	14/0	15	4	19	2.5-6	0-0	0	0	0	0	0
2019	12/0	4	1	5	0-0	0-0	0	0	0	0	0
<b>Total</b>	<b>39</b>	<b>31</b>	<b>12</b>	<b>43</b>	<b>2.5-6</b>	<b>0-0</b>	<b>0</b>	<b>1</b>	<b>0</b>	<b>0</b>	<b>0</b>

Game-by-Game Stats

Table with columns: Date, Opponent, Tackles (Solo, Ast, Tot, TFL, Yds), Sacks (Tot, Yds), Fumble (FF, FR, Yds), Int (Tot, Yds), Pass (QBH, Brk), Blkd (Kick, Saf). Rows include games from 8/31/2017 to 10/31/2020.



CALVIN AUSTIN III  
R-JUNIOR • WIDE RECEIVER  
2L • 5-9 • 162  
MEMPHIS, TENN.  
HARDING ACADEMY  
MAJOR: POLITICAL SCIENCE

Career

Made his on-field debut in 2018 after redshirting in 2017 ... Has two years of eligibility remaining ... Has played in 31 games with five starts ... Has 50 receptions for 884 yards and eight touchdowns ... Hauled in a career-best 184 yards against Temple, including a career-long reception of 65 yards (Oct. 24, 2020) ... Also has six rushes for 97 yards and two TDs ... Has run sprints and relays for the Tigers track and field program the past three seasons.

Honors (Academic/Athletic)

Tiger 3.0 Club for 2017 fall and 2019 spring semesters ... Track and Field: 2019 U.S. Track and Field/Cross Country Coaches Association (USTFCCCA) All-America second team (4x100m relay) ... 2019 All-American Athletic Conference (4x100m relay) ... 2018 USTFCCCA All-America honorable mention (4x400m relay) ... 2018 All-American Athletic Conference four times (indoor: 200m, 4x400m relay; outdoor: 4x100m relay, 4x400m relay).

Career Highs

Touchdowns ..... 2, 2x, last vs UCF, Oct. 17, 2020  
Receptions ..... 9, vs UCF, Oct. 17, 2020  
Receiving Yards ..... 184, vs Temple, Oct. 24, 2020  
Long Reception ..... 65, vs Temple, Oct. 24, 2020  
Receiving Touchdowns ..... 2, 2x, last vs UCF, Oct. 17, 2020  
Rushes ..... 2, vs Penn State, Dec. 28, 2019  
Rushing Yards ..... 83, vs Mercer, Sept. 1, 2018  
Long Rush ..... 83, vs Mercer, Sept. 1, 2018  
Rushing Touchdowns ..... 1, 2x, last at Tulsa, Oct. 26, 2019

Punt Return Stats

Table with columns: Year, GP/GS, No, Yds, TD, Long, Avg/R, Avg/G. Rows for 2018, 2019, 2020, and Total.

Receiving Stats


Table with columns: Year, GP/GS, Rec, Yds, TD, Long, Rec/G, Avg/C, Avg/G. Rows for 2018, 2019, 2020, and Total.

Rushing Stats

Table with columns: Year, GP/GS, Att, Yds, TD, Long, AVG/A, AVG/G. Rows for 2018, 2019, 2020, and Total.

Game-by-Game Stats

Detailed table with columns: Date, Opponent, Rushing (Att, Yds, TD, Long), Receiving (Rec, Yds, TD, Long), Punt Returns (Att, Yds, TD, Long). Rows include games from 9/1/2018 to 10/31/2020.



**SANCHEZ BLAKE JR.**  
**R-JUNIOR • DEFENSIVE BACK/SAFETY**  
**2L • 6-0 • 200**  
**OLIVE BRANCH, MISS.**  
**OLIVE BRANCH HS**  
**MAJOR: SPORT AND LEISURE MANAGEMENT**

**Career**

Member of the team for three seasons ... Saw first season of on-field action in 2018 after redshirting in 2017 ... Has played in 29 games ... Has 128 total tackles (95 solo), including 2.5 TFL ... Has two interceptions ... Has eight PBUs and one forced fumble ... Has two years of eligibility remaining.

**Honors (Academic/Athletic)**

2019-20 American Athletic Conference All-Academic Team.

**Career Highs**


Tackles ..... 13, vs Penn State, Dec. 28, 2019  
 Pass Breakups ..... 1, 4x, last at ULM, Oct. 5, 2019  
 Tackles for Loss ..... 2.0, vs Wake Forest, Dec. 22, 2018  
 Forced Fumbles ..... 1, at UCF, Dec. 1, 2018  
 Interceptions ..... 1, 2x, last vs Cincinnati, Nov. 29, 2019

**Defensive Stats**

Year	GP/GS	Solo	Ast	Tot	TFL-Yds	Sacks-Yds	Int	PD	FF	FR	Blk
2018	14/0	38	9	47	2.5-4	0-0	0	3	1	0	0
2019	10/10	49	20	69	0-0	0-0	2	3	0	0	0
2020	5/2	8	4	12	0-0	0-0	0	0	0	0	0
<b>Total</b>	<b>29/12</b>	<b>95</b>	<b>33</b>	<b>128</b>	<b>2.5-4</b>	<b>0-0</b>	<b>2</b>	<b>6</b>	<b>1</b>	<b>0</b>	<b>0</b>

**Game-by-Game Stats**

Date	Opponent	Tackles				Sacks Tot Yds	Fumble		Int Tot Yds	Pass QBH Brk	Blkd Kick	Saf	
		Solo	Ast	Tot	TFL Yds		FF	FR Yds					
9/1/2018	Mercer	1	2	3	0.5	1	0	0	0	0	1	0	0
9/8/2018	at Navy	0	0	0	0	0	0	0	0	0	0	0	0
9/14/2018	Georgia State	0	1	1	0	0	0	0	0	0	0	0	0
9/22/2018	South Alabama	0	1	1	0	0	0	0	0	0	0	0	0
9/28/2018	at Tulane	0	0	0	0	0	0	0	0	0	0	0	0
10/6/2018	UConn	4	3	7	0	0	0	0	0	0	0	0	0
10/13/2018	UCF	1	0	1	0	0	0	0	0	0	0	0	0
10/20/2018	at Missouri	9	0	9	0	0	0	0	0	0	0	0	0
11/3/2018	at ECU	2	0	2	0	0	0	0	0	0	0	0	0
11/10/2018	Tulsa	5	0	5	0	0	0	0	0	0	1	0	0
11/15/2018	at SMU	0	1	1	0	0	0	0	0	0	0	0	0
11/23/2018	Houston	3	0	3	0	0	0	0	0	0	1	0	0
12/1/2018	at UCF	8	1	9	0	0	1	0	0	0	0	0	0
12/22/2018	vs Wake Forest	5	0	5	2.0	3	0	0	0	0	0	0	0
8/31/2019*	Ole Miss	4	0	4	0	0	0	0	0	0	0	0	0
9/7/2019*	Southern	6	1	7	0	0	0	0	0	0	0	0	0
9/14/2019*	at S. Alabama	1	2	3	0	0	0	0	0	0	0	0	0
9/26/2019*	Navy	6	3	9	0	0	0	0	1	0	0	0	0
10/5/2019*	at ULM	5	2	7	0	0	0	0	0	0	1	0	0
10/12/2019*	at Temple	11	1	12	0	0	0	0	0	0	0	0	0
10/18/2019*	Tulane	3	0	3	0	0	0	0	0	0	0	0	0
10/26/2019	at Tulsa												
11/2/2019	SMU												
11/16/2019	at Houston												
11/23/2019	at USF												
11/29/2019*	Cincinnati	2	0	2	0	0	0	0	1	0	0	0	0
12/7/2019*	Cincinnati	7	2	9	0	0	0	0	0	0	0	0	0
12/28/2019*	vs Penn State	4	9	13	0	0	0	0	0	0	0	0	0
9/5/2020*	Arkansas State	5	1	6	0	0	0	0	0	0	0	0	0
10/3/2020	at SMU	1	0	1	0	0	0	0	0	0	0	0	0
10/17/2020*	UCF	0	0	0	0	0	0	0	0	0	0	0	0
10/24/2020	Temple	1	0	1	0	0	0	0	0	0	0	0	0
10/31/2020	at Cincinnati	1	3	4	0	0	0	0	0	0	0	0	0



**PRESTON BRADY**  
**R-JUNIOR • HOLDER/LONG SNAPPER**  
**2L • 6-0 • 222**  
**CORDOVA, TENN.**  
**EVANGELICAL CHRISTIAN SCHOOL**  
**MAJOR: MARKETING MANAGEMENT**

**Career**

Saw first season of on-field action in 2018 after redshirting in 2017 ... Has played in 29 games, seeing action primarily as the squad's holder ... Has two years of eligibility remaining ... named the 2019 recipient of the Peter Mortell Holder of the Year Award.

**Honors (Academic/Athletic)**

2017-18 American Athletic Conference All-Academic Team ... Tiger 3.0 Club for 2017 fall semester ... 2019 summer intern at St. Jude in the Sports Marketing department.

**Holds/Snaps**

YEAR	GP/GS	PATs	FGs	Punts
2018	14/0	79	20	0
2019	14/0	66	25	10
2020	4/0	16	9	10
<b>Total</b>	<b>32/0</b>	<b>161</b>	<b>54</b>	<b>20</b>

**Game-by-Game Holds/Snaps**

DATE	OPPONENT	PATs	FGs
9/1/2018	Mercer	9/9	1/1
9/8/2018	at Navy	3/3	0/0
9/14/2018	Georgia State	8/8	1/1
9/22/2018	South Alabama	7/7	1/2
9/28/2018	at Tulane	3/3	1/1
10/6/2018	UConn	7/8	0/1
10/13/2018	UCF	3/3	3/3
10/20/2018	at Missouri	3/4	2/2
11/3/2018	at ECU	8/8	1/1
11/10/2018	Tulsa	5/6	2/2
11/16/2018	at SMU	4/4	0/1
11/23/2018	Houston	7/7	1/1
12/1/2018	at UCF	5/5	2/3
12/22/2018	vs Wake Forest	4/4	0/1
8/31/2019	Ole Miss	1/2	0/0
9/7/2019	Southern	7/7	2/2
9/14/2019	at S. Alabama	4/4	2/2
9/26/2019	Navy	5/5	0/1
10/5/2019	at ULM	5/5	1/1
10/12/2019	at Temple	4/4	0/0
10/19/2019	Tulane	5/5	2/2
10/26/2019	at Tulsa	6/6	0/1
11/2/2019	SMU	6/6	4/4
11/16/2019	at Houston	6/6	1/1
11/23/2019	at USF	7/7	0/0
11/29/2019	Cincinnati	4/4	2/2
12/7/2019	Cincinnati	2/2	3/3
12/28/2019	vs Penn State	3/3	6/6
9/5/2020	Arkansas State	4/5	1/2
10/3/2020	at SMU	2/2	3/3
10/17/2020	UCF	4/4	0/0
10/24/2020	Temple	5/5	2/4



# NIGEL BRANNON

R-SOPHOMORE • DEFENSIVE LINE

1L • 6-5 • 333

OKLAHOMA CITY, OKLA.

JOHN MARSHALL HS

MAJOR: SPORT AND LEISURE MANAGEMENT

### Career

Saw his first game action in 2019 after redshirting the 2018 season ... Has appeared in 14 games as a member of the offensive line and is preparing for a move to the defensive side of the ball in 2020.

### Honors (Academic/Athletic)

Tiger 3.0 Club for the 2018 fall semester.

### Defensive Stats

Year	GP/GS	Solo	Ast	Tot	TFL-Yds	Sacks-Yds	Int	PD	FF	FR	Blk
2020	4/0	0	0	0	0-0	0-0	0	0	0	0	0
<b>Total</b>	<b>4/0</b>	<b>0</b>	<b>0</b>	<b>0</b>	<b>0-0</b>	<b>0-0</b>	<b>0</b>	<b>0</b>	<b>0</b>	<b>0</b>	<b>0</b>

### Offensive Line

Date	Opponent	Position - Plays
8/31/2019	Ole Miss	Special Teams
9/7/2019	Southern	Special Teams
9/14/2019	at S. Alabama	Special Teams
9/26/2019	Navy	Special Teams
10/5/2019	at ULM	Special Teams
10/12/2019	at Temple	Special Teams
10/19/2019	Tulane	Special Teams
10/26/2019	at Tulsa	Special Teams
11/2/2019	SMU	Special Teams
11/16/2019	at Houston	Special Teams
11/23/2019	at USF	Special Teams
11/29/2019	Cincinnati	Special Teams
12/7/2019	Cincinnati	Special Teams
12/28/2019	vs Penn State	Special Teams

### Game-by-Game Stats

Date	Opponent	Tackles					Sacks Tot Yds	Fumble FF FR Yds	Int Tot Yds	Pass QBH Brk	Blkd Kick Saf
		Solo	Ast	Tot	TFL	Yds					
9/5/2020	Arkansas State	0	0	0	0	0	0	0	0	0	0
10/3/2020	at SMU	0	0	0	0	0	0	0	0	0	0
10/17/2020	UCF	Did Not Play									
10/24/2020	Temple	0	0	0	0	0	0	0	0	0	0
10/31/2020	at Cincinnati	0	0	0	0	0	0	0	0	0	0



# JOHN BROUSSARD JR.

SENIOR • DEFENSIVE BACK

1L • 6-0 • 190

PHENIX CITY, ALA.

CENTRAL HS/AUBURN

GRAD STUDENT: SPORT AND LEISURE MANAGEMENT

### Career

Transferred to Memphis from Auburn following the 2018 season ... A graduate transfer who earned his bachelor's degree from Snead State Community College after withdrawing from Auburn ... Has appeared in 12 games, drawing three starts ... Has 27 total tackles ... Recorded a forced fumble and fumble recovery at SMU (Oct. 3, 2020) ... Has one year of eligibility remaining.

### Career Highs

Tackles ..... 10, vs Temple, Oct. 24, 2020  
Forced Fumbles ..... 1, 2x, last vs Temple, Oct. 24, 2020  
Fumble Recoveries ..... 1, at SMU, Oct. 3, 2020

### Defensive Stats

Year	GP/GS	Solo	Ast	Tot	TFL-Yds	Sacks-Yds	Int	PD	FF	FR	Blk
2019	8/0	3	3	6	0-0	0-0	0	0	0	0	0
2020	4/3	19	2	21	0-0	0-0	0	0	2	1	0
<b>Total</b>	<b>12/2</b>	<b>22</b>	<b>5</b>	<b>27</b>	<b>0-0</b>	<b>0-0</b>	<b>0</b>	<b>0</b>	<b>2</b>	<b>1</b>	<b>0</b>

### Game-by-Game Stats

Date	Opponent	Tackles					Sacks Tot Yds	Fumble FF FR Yds	Int Tot Yds	Pass QBH Brk	Blkd Kick Saf
		Solo	Ast	Tot	TFL	Yds					
8/31/2019	Ole Miss	Did Not Play									
9/7/2019	Southern	Did Not Play									
9/14/2019	at S. Alabama	Did Not Play									
9/26/2019	Navy	Did Not Play									
10/5/2019	at ULM	Did Not Play									
10/12/2019	at Temple	Did Not Play									
10/18/2019	Tulane	0	0	0	0	0	0	0	0	0	0
10/26/2019	at Tulsa	3	3	6	0	0	0	0	0	0	0
11/2/2019	SMU	0	0	0	0	0	0	0	0	0	0
11/16/2019	at Houston	0	0	0	0	0	0	0	0	0	0
11/23/2019	at USF	0	0	0	0	0	0	0	0	0	0
11/29/2019	Cincinnati	0	0	0	0	0	0	0	0	0	0
12/7/2019	Cincinnati	0	0	0	0	0	0	0	0	0	0
12/28/2019	vs Penn State	0	0	0	0	0	0	0	0	0	0
9/5/2020	Arkansas State	Did Not Play									
10/3/2020	at SMU	5	0	5	0	0	0	1	1	0	0
10/17/2020*	UCF	4	0	4	0	0	0	0	0	0	0
10/24/2020*	Temple	8	2	10	0	0	0	1	0	0	0
10/31/2020*	at Cincinnati	2	0	2	0	0	0	0	0	0	0

# KEITH BROWN JR.

R-SENIOR • LINEBACKER

2L • 6-1 • 236

MADISON, MISS.

MADISON CENTRAL HS/NORTHWEST MISSISSIPPI CC

MAJOR: MANAGEMENT



### Career

Joined the Memphis program in January 2018 ... Transferred to Memphis from Northwest Mississippi Community College ... Has appeared in 21 career games after an injury shortened his 2018 season to three games ... Has nine total tackles ... Scored his first Memphis touchdown after recovering a blocked punt against Southern (Sept. 7, 2019).

### Honors (Academic/Athletic)

Tiger 3.0 Club for 2018 spring semester.

### Career Highs

Tackles ..... 2, 2x, last at South Alabama, Sept. 14, 2019

### Defensive Stats

Year	GP/GS	Solo	Ast	Tot	TFL-Yds	Sacks-Yds	Int	PD	FF	FR	Blk
2018	3/0	2	1	3	0-0	0-0	0	0	0	0	0
2019	13/0	3	3	6	0-0	0-0	0	0	0	0	0
2020	4/0	0	0	0	0-0	0-0	0	0	0	0	0
<b>Total</b>	<b>20/0</b>	<b>5</b>	<b>4</b>	<b>9</b>	<b>0-0</b>	<b>0-0</b>	<b>0</b>	<b>0</b>	<b>0</b>	<b>0</b>	<b>0</b>

### Game-by-Game Stats

Date	Opponent	Tackles					Sacks Tot Yds	Fumble FF FR Yds	Int Tot Yds	Pass QBH Brk	Blkd Kick Saf
		Solo	Ast	Tot	TFL	Yds					
9/1/2018	Mercer	1	0	1	0	0	0	0	0	0	0
9/8/2018	at Navy	0	0	0	0	0	0	0	0	0	0
9/14/2018	Georgia State	1	1	2	0	0	0	0	0	0	0
9/22/2018	South Alabama	Did Not Play									
9/28/18	at Tulane	Did Not Play									
10/6/2018	UCConn	Did Not Play									
10/13/2018	UCF	Did Not Play									
10/20/2018	at Missouri	Did Not Play									
11/3/2018	at ECU	Did Not Play									
11/10/2018	Tulsa	Did Not Play									
11/15/2018	at SMU	Did Not Play									
11/23/2018	Houston	Did Not Play									
12/1/2018	at UCF	Did Not Play									
12/22/2018	vs Wake Forest	Did Not Play									
8/31/2019	Ole Miss	Did Not Play									
9/7/2019	Southern	1	0	1	0	0	0	0	0	0	0
9/14/2019	at S. Alabama	1	1	2	0	0	0	0	0	0	0
9/26/2019	Navy	1	0	1	0	0	0	0	1	0	0
10/5/2019	at ULM	0	0	0	0	0	0	0	0	0	0
10/12/2019	at Temple	0	0	0	0	0	0	0	0	0	0
10/18/2019	Tulane	0	0	0	0	0	0	0	0	0	0
10/26/2019	at Tulsa	0	0	0	0	0	0	0	0	0	0
11/2/2019	SMU	0	1	1	0	0	0	0	0	0	0
11/16/2019	at Houston	0	1	1	0	0	0	0	0	0	0
11/23/2019	at USF	0	0	0	0	0	0	0	0	0	0
11/29/2019	Cincinnati	0	0	0	0	0	0	0	0	0	0
12/7/2019	Cincinnati	0	0	0	0	0	0	0	0	0	0
12/28/2019	vs Penn State	0	0	0	0	0	0	0	0	0	0
9/5/2020	Arkansas State	0	0	0	0	0	0	0	0	0	0
10/3/2020	at SMU	0	0	0	0	0	0	0	0	0	0
10/17/2020	UCF	0	0	0	0	0	0	0	0	0	0

10/24/2020	Temple	0	0	0	0	0	0	0	0	0	0	0	0	0	0	0	0	0	0	0
10/31/2020	at Cincinnati	0	0	0	0	0	0	0	0	0	0	0	0	0	0	0	0	0	0	0



**TJ CARTER**  
**SENIOR • DEFENSIVE BACK**  
**3L • 5-11 • 190**  
**NASHVILLE, TENN.**  
**STRATFORD HS**  
**MAJOR: SPORT AND LEISURE MANAGEMENT**

- Paycom Jim Thorpe Award Preseason Watch List (2020)
  - AAC Honorable Mention (2019)
  - All-AAC Second Team (2017, 2018)
- FWAAs Freshman All-America Team (2017)
- USA Today Freshman All-America Team (2017)
- ESPN Freshman All-America Team (2017)
- American Athletic Conference Rookie of the Year (2017)
- Nagurski National Defensive Player of the Week (10/24/17)
  - AAC Defensive POW (10/23/17)
- CollegeSportsMadness.com AAC Defensive POW (10/22/17)
- Memphis Freshman Record for Interceptions (5) in a Season (2017)

**Career**

One of the nation's top defensive backs ... Has 177 total tackles (143 solo) ... Has 37 passes defended with seven interceptions and 30 PBU ... Also has three fumble recoveries, three forced fumbles and 6.0 TFL ... Has 34 multi-tackle games ... Holds program's freshman record for interceptions in a season (5).

**Honors (Academic/Athletic)**

2017-18 American Athletic Conference All-Academic Team ... Dean's List for the 2017 fall semester ... Tiger 3.0 Club for the 2017 fall and 2018 spring semesters ... 2017 USA Today Freshman All-America Team ... 2017 ESPN.com Freshman All-America Team ... 2017 American Athletic Conference Rookie of the Year ... 2017, 2018 All-American Athletic Conference second team ... Picked up the Nagurski National Defensive Player of the Week honor Oct. 23, 2017 ... Also earned The American and CollegeSportsMadness.com AAC Defensive Player of the Week accolades that same week.

**Career Highs**

Tackles ..... 14, at Houston, Oct. 19, 2017  
 Pass Breakups ..... 3, 3x, last vs Houston, Nov. 23, 2018  
 Interceptions ..... 1, 7x, last vs Houston, Nov. 23, 2018  
 Interception Ret. Yds ..... 42, vs UCLA, Sept. 16, 2017  
 Fumble Recoveries ..... 1, 3x, last at Temple, Oct. 12, 2019  
 Forced Fumbles ..... 1, 3x, last at Temple, Oct. 12, 2019  
 Sacks ..... 1, vs Tulane, Oct. 19, 2019  
 Tackles For Loss ..... 1.5, vs Tulane, Oct. 19, 2019  
 Quarterback Hurries ..... 1, vs Tulane, Oct. 27, 2017


**Defensive Stats**

Year	GP/GS	Solo	Ast	Tot	TFL-Yds	Sacks-Yds	Int	PD	FF	FR	Blk
2017	13/13	54	15	69	1-1	0-0	5	16	1	2	0
2018	14/14	58	10	68	1.5-1	0-0	2	14	1	0	0
2019	12/12	30	9	39	3.5-14	1-10	0	7	1	1	0
2020	2/2	1	0	1	0-0	0-0	0	0	0	0	0
<b>Total</b>	<b>41/41</b>	<b>143</b>	<b>34</b>	<b>177</b>	<b>6.0-16</b>	<b>1.0-10</b>	<b>7</b>	<b>37</b>	<b>3</b>	<b>3</b>	<b>0</b>

**Game-by-Game Stats**

Date	Opponent	Tackles				Sacks	Fumble		Int	Pass		Blkd	
		Solo	Ast	Tot	TFL Yds		Tot Yds	FF		FR	Yds		Tot Yds
8/31/2017*	ULM	4	0	4	0	0	0	1	0	0	0	0	0
9/16/2017*	UCLA	6	1	7	0	0	0	0	0	1	42	1	0
9/23/2017*	Southern Illinois	4	3	7	0	0	0	0	0	0	0	0	0
9/30/2017*	at UCF	4	3	7	0	0	0	0	0	1	0	0	0
10/6/2017*	at UConn	2	2	4	0	0	0	0	0	1	0	0	0
10/14/2017*	Navy	1	0	1	0	0	0	1	0	0	0	0	0
10/19/2017*	at Houston	11	3	14	1.0	1	0	1	0	1	7	1	0
10/27/2017*	Tulane	6	0	6	0	0	0	0	0	0	1	1	0
11/3/2017*	at Tulsa	4	0	4	0	0	0	0	0	0	0	3	0
11/18/2017*	SMU	0	0	0	0	0	0	0	0	0	0	2	0
11/25/2017*	ECU	4	0	4	0	0	0	0	0	0	0	1	0
12/2/2017*	at UCF	3	0	3	0	0	0	0	0	1	25	0	0
12/30/2017*	Iowa State	5	3	8	0	0	0	0	0	0	0	2	0
9/1/2018*	Mercer	2	0	2	0	0	0	0	0	1	35	0	0
9/8/2018*	at Navy	4	2	6	1.0	1	0	0	0	0	0	0	0
9/14/2018*	Georgia State	3	0	3	0	0	0	0	0	0	0	0	0

9/22/2018*	South Alabama	7	0	7	0	0	0	0	0	0	0	0	0
9/28/2018*	at Tulane	4	0	4	0	0	0	0	0	0	0	0	0
10/6/2018*	UConn	2	1	3	0	0	0	0	0	0	0	1	0
10/13/2018*	UCF	3	1	4	0	0	0	0	0	0	0	0	0
10/20/2018*	at Missouri	6	0	6	0	0	0	0	0	0	0	0	0
11/3/2018*	at ECU	3	3	6	0	0	0	0	0	0	0	3	0
11/10/2018*	Tulsa	1	1	2	0.5	0	0	0	0	0	0	0	0
11/15/2018*	at SMU	3	1	4	0	0	0	0	0	0	0	2	0
11/23/2018*	Houston	2	0	2	0	0	0	0	0	0	1	0	0
12/1/2018*	at UCF	10	1	11	0	0	0	0	0	0	0	0	0
12/22/2018*	vs Wake Forest	8	0	8	0	0	0	0	0	0	0	1	0
8/31/2019*	Ole Miss	1	0	1	0	0	0	0	0	0	0	0	0
9/7/2019*	Southern	3	1	4	0	0	0	0	0	0	0	0	0
9/14/2019*	at S. Alabama	4	1	5	0	0	0	0	0	0	0	0	0
9/26/2019*	Navy	4	1	5	1.0	2	0	0	0	0	0	0	0
10/5/2019*	at ULM	0	2	2	0	0	0	0	0	0	0	1	0
10/12/2019*	at Temple	2	1	3	0	0	0	1	1	3	0	0	1
10/18/2019*	Tulane	2	2	4	1.5	11	1.0	10	0	0	0	0	0
10/26/2019*	at Tulsa	4	1	5	0	0	0	0	0	0	0	1	0
11/2/2019*	SMU	8	0	8	1.0	1	0	0	0	0	0	0	2
11/16/2019*	at Houston	2	0	2	0	0	0	0	0	0	0	0	0
11/23/2019*	at USF	0	0	0	0	0	0	0	0	0	0	2	0
11/29/2019*	Cincinnati	0	0	0	0	0	0	0	0	0	0	0	0
12/7/2019	Cincinnati	Did Not Play - Inj.											
12/28/2019	vs Penn State	Did Not Play - Inj.											
9/5/2020*	Arkansas State	1	0	1	0	0	0	0	0	0	0	0	0
10/3/2020*	at SMU	0	0	0	0	0	0	0	0	0	0	0	0
10/17/2020	UCF	Did Not Play - Inj.											
10/24/2020	Temple	Did Not Play - Inj.											
10/31/2020	at Cincinnati	Did Not Play - Inj.											



**JOHN CARTWRIGHT**  
**SOPHOMORE • DEFENSIVE LINE**  
**TR • 6-3 • 257**  
**MADISON, MISS.**  
**MADISON-RIDGELAND ACADEMY/EAST CENTRAL CC**  
**MAJOR: ENGINEERING**

**Career**

A transfer from East Central Community College ... Made Memphis debut in season opener against Arkansas State ... Made one tackle ... Has three years of eligibility remaining.

**Career Highs**

Tackles ..... 1, vs Arkansas State, Sept. 5, 2020

**Defensive Stats**

Year	GP/GS	Solo	Ast	Tot	TFL-Yds	Sacks-Yds	Int	PD	FF	FR	Blk
2020	1/1	1	0	1	0-0	0-0	0	0	0	0	0
<b>Total</b>	<b>1/1</b>	<b>1</b>	<b>0</b>	<b>1</b>	<b>0-0</b>	<b>0-0</b>	<b>0</b>	<b>0</b>	<b>0</b>	<b>0</b>	<b>0</b>

**Game-by-Game Stats**

Date	Opponent	Tackles				Sacks	Fumble		Int	Pass		Blkd	
		Solo	Ast	Tot	TFL Yds		Tot Yds	FF		FR	Yds		Tot Yds
9/5/2020	Arkansas State	1	0	1	0	0	0	0	0	0	0	0	0
10/3/2020	at SMU	Did Not Play - Inj.											
10/17/2020	UCF	Did Not Play - Inj.											
10/24/2020	Temple	Did Not Play - Inj.											
10/31/2020	at Cincinnati	Did Not Play - Inj.											



## RODRIGUE'S CLARK

SOPHOMORE • RUNNING BACK  
 1L • 6-0 • 200  
 STARKVILLE, MISS.  
 STARKVILLE HS  
 MAJOR: SPORT AND LEISURE MANAGEMENT

### Career

Has 522 career rushing yards on 117 carries ... Rushed for a career-high 112 yards against UCF (Oct. 17, 2020) ... Also has two blocked punts on special teams (vs. Southen, Sept. 7, 2019; vs. Arkansas State, Sept. 5, 2020) ... Has three years of eligibility remaining.

### Honors (Academic/Athletic)

2019-20 American Athletic Conference All-Academic Team ... Tiger 3.0 Club for the fall 2019 semester.

### Career Highs

Rush Attempts ..... 22, vs Temple, Oct. 24, 2020  
 Rush Yards ..... 112, vs UCF, Oct. 17, 2020  
 Long Rush ..... 29, vs UCF, Oct. 17, 2020  
 Rushing Touchdowns ..... 1, 2x, last vs Arkansas State, Sept. 5, 2020  
 Blocked Punts ..... 1, 2x, last vs Arkansas State, Sept. 5, 2020

### Receiving Stats

Year	GP/GS	Rec	Yds	TD	Long	Rec/G	Avg/C	Avg/G
2019	8/0	0	0	0	0	0.0	0.0	0.0
2020	5/5	7	35	0	27	1.4	5.0	7.0
<b>Total</b>	<b>13/5</b>	<b>7</b>	<b>35</b>	<b>0</b>	<b>27</b>	<b>0.5</b>	<b>5.0</b>	<b>2.7</b>

### Rushing Stats

Year	GP/GS	Att	Yds	TD	Long	AVG/A	AVG/G
2019	8/0	26	85	1	10	3.3	10.6
2020	5/5	91	437	1	29	4.8	87.4
<b>Total</b>	<b>13/5</b>	<b>117</b>	<b>522</b>	<b>2</b>	<b>29</b>	<b>4.5</b>	<b>40.2</b>

### Defensive Stats

Year	GP/GS	Solo	Ast	Tot	TFL-Yds	Sacks-Yds	Int	PD	FF	FR	Blk
2019	8/0	0	0	0	0-0	0-0	0	0	0	0	1
2020	5/5	0	0	0	0-0	0-0	0	0	0	0	1
<b>Total</b>	<b>13/5</b>	<b>0</b>	<b>0</b>	<b>0</b>	<b>0-0</b>	<b>0-0</b>	<b>0</b>	<b>0</b>	<b>0</b>	<b>0</b>	<b>2</b>

### Game-by-Game Stats

Date	Opponent	Rushing				Receiving				Kick Returns			
		Att	Yds	TD	Long	Rec	Yds	TD	Long	Att	Yds	TD	Long
8/31/2019	Ole Miss	Did Not Play											
9/7/2019	Southern	5	25	1	10	0	0	0	0	0	0	0	0
9/14/2019	at South Alabama	9	23	0	6	0	0	0	0	0	0	0	0
9/26/2019	Navy	Did Not Play											
10/5/2019	at ULM	2	10	0	10	0	0	0	0	0	0	0	0
10/12/2019	at Temple	2	-1	0	3	0	0	0	0	0	0	0	0
10/19/2019	Tulane	Did Not Play											
10/26/2019	at Tulsa	0	0	0	0	0	0	0	0	0	0	0	0
11/2/2019	SMU	Did Not Play											
11/16/2019	at Houston	3	7	0	5	0	0	0	0	0	0	0	0
11/23/2019	at USF	5	21	0	8	0	0	0	0	0	0	0	0
11/29/2019	Cincinnati	Did Not Play											
12/7/2019	Cincinnati	Did Not Play											
12/28/2019	vs Penn State	0	0	0	0	0	0	0	0	0	0	0	0
9/5/2020*	Arkansas State	20	105	1	14	0	0	0	0	0	0	0	0
10/3/2020*	at SMU	16	98	0	19	4	10	0	7	0	0	0	0
10/17/2020*	UCF	21	112	0	29	1	-4	0	0	0	0	0	0
10/24/2020*	Temple	22	106	0	28	1	2	0	2	0	0	0	0
10/31/2020*	at Cincinnati	12	16	0	5	1	27	0	27	1	19	0	19



## JALIL CLEMONS

SOPHOMORE • DEFENSIVE LINE  
 1L • 6-3 • 240  
 STARKVILLE, MISS.  
 STARKVILLE HS  
 MAJOR: HEALTH STUDIES

### Career

Has played in 18 games during first two seasons ... Has 30 total tackles (17 solo), 8.5 TFL and 3.0 sacks ... Appeared in 13 of 14 games in his first season at Memphis, finishing with 15 tackles, including eight solos and adding two sacks and five quarterback hurries ... Drew first start to open the 2020 season against Arkansas State ... Has three years of eligibility remaining ... He and teammate Rodrigue's Clark both played in their true freshman seasons at Memphis after prepping at Starkville High School.

### Career Highs


Tackles ..... 4, 4x, last at Cincinnati, Oct. 31, 2020  
 Sacks ..... 2, vs SMU, Nov. 2, 2019  
 Tackles For Loss ..... 2, vs SMU, Nov. 2, 2019  
 Quarterback Hurries ..... 3, vs Arkansas State, Sept. 5, 2020

### Defensive Stats

Year	GP/GS	Solo	Ast	Tot	TFL-Yds	Sacks-Yds	Int	PD	FF	FR	Blk
2019	13/0	8	7	15	5.5-16	2-11	0	0	0	0	0
2020	5/3	9	6	15	3-13	1-9	0	0	0	0	0
<b>Total</b>	<b>18/3</b>	<b>17</b>	<b>13</b>	<b>30</b>	<b>8.5-29</b>	<b>3.0-20</b>	<b>0</b>	<b>0</b>	<b>0</b>	<b>0</b>	<b>0</b>

### Game-by-Game Stats

Date	Opponent	Tackles				Sacks	Fumble	Int	Pass	Blkd	
		Solo	Ast	Tot	TFL Yds						
8/31/2019	Ole Miss	0	0	0	0	0	0	0	0	0	
9/7/2019	Southern	Did Not Play									
9/14/2019	at S. Alabama	2	2	4	1.0	1	0	0	0	0	
9/26/2019	Navy	1	0	1	1.0	2	0	0	0	0	
10/5/2019	at ULM	0	1	1	0	0	0	0	0	0	
10/12/2019	at Temple	0	0	0	0	0	0	0	0	0	
10/18/2019	Tulane	0	0	0	0	0	0	0	1	0	
10/26/2019	at Tulsa	0	3	3	0	0	0	0	1	0	
11/2/2019	SMU	2	0	2	2.0	11	2.0	11	0	0	
11/16/2019	at Houston	0	0	0	0	0	0	0	1	0	
11/23/2019	at USF	1	1	2	0.5	1	0	0	0	0	
11/29/2019	Cincinnati	1	0	1	1.0	1	0	0	0	0	
12/7/2019	Cincinnati	1	0	1	0	0	0	0	0	0	
12/28/2019	vs Penn State	0	0	0	0	0	0	0	0	0	
9/5/2020*	Arkansas State	2	0	2	0	0	0	0	0	3	
10/3/2020*	at SMU	1	0	1	0	0	0	0	0	0	
10/17/2020*	UCF	2	2	4	1.0	2	0	0	0	0	
10/24/2020	Temple	2	2	4	1.5	10	1.0	9	0	0	
10/31/2020	at Cincinnati	2	2	4	0.5	1	0	0	0	0	



## AN'DARIUS COFFEY

FRESHMAN • DEFENSIVE BACK  
 HS • 6-0 • 181  
 WINONA, MISS.  
 WINONA HS  
 MAJOR: CRIMINAL JUSTICE

### Career

Made collegiate debut in the 2020 season opener against Arkansas State on the special teams unit ... Played quarterback at Winona High School but is moving to defensive back in college ... Threw for 3,471 career yards and 39 touchdowns while rushing for 3,399 yards and 48 touchdowns ... Three-star player per Rivals.com ... Was the 25th-ranked recruit out of the state of Mississippi per 247Sports.com ... Has four years of eligibility remaining.


### Defensive Stats

Year	GP/GS	Solo	Ast	Tot	TFL-Yds	Sacks-Yds	Int	PD	FF	FR	Blk
2020	5/0	0	0	0	0-0	0-0	0	0	0	0	0
<b>Total</b>	<b>5/0</b>	<b>0</b>	<b>0</b>	<b>0</b>	<b>0-0</b>	<b>0-0</b>	<b>0</b>	<b>0</b>	<b>0</b>	<b>0</b>	<b>0</b>





9/26/2019	Navy	Did Not Play
10/5/2019	at ULM	Did Not Play
10/12/2019	at Temple	Did Not Play
10/19/2019	Tulane	Right Tackle - 7/66
10/26/2019	at Tulsa	Did Not Play
11/2/2019	SMU	Did Not Play
11/16/2019	at Houston	Did Not Play
11/23/2019	at USF	Did Not Play
11/29/2019	Cincinnati	Did Not Play
12/7/2019	Cincinnati	Did Not Play
12/28/2019	vs Penn State	Did Not Play
9/5/2020*	Arkansas State	Right Guard - 86/86
10/3/2020	at SMU	Right Guard
10/17/2020	UCF	Right Guard
10/24/2020	Temple	Right Guard/Left Guard
10/31/2020	at Cincinnati	Right Guard



## TYCE DANIEL

R-JUNIOR • TIGHT END

2L • 6-4 • 240

PADUCAH, KY.

MCCRACKEN COUNTY HS

MAJOR: SPORT AND LEISURE MANAGEMENT

### Career

Saw first season of on-field action in 2018 after redshirting in 2017 ... Has played in 23 games ... Has two catches for 12 yards and one touchdown ... Has one solo tackle ... Has two years of eligibility remaining.

### Honors (Academic/Athletic)

2018-19 American Athletic Conference All-Academic Team ... Tiger 3.0 Club for 2017 fall, 2018 fall and 2020 spring semesters.

### Career Highs


Receptions..... 1, 2x, last vs. Penn State, Dec. 28, 2019  
 Receiving Yards..... 9, vs. Penn State, Dec. 28, 2019  
 Long Reception..... 11, vs. Penn State, Dec. 28, 2019  
 Receiving Touchdowns ..... 1, at Temple, Oct. 12, 2019

### Receiving Stats

Year	GP/GS	Att	Yds	TD	Long	Rec/G	Avg/C	Avg/G
2018	8/0	0	0	0	0	0.0	0.0	0.0
2019	12/0	2	12	1	11	0.2	6.0	1.0
2020	4/0	0	0	0	0	0.0	0.0	0.0
<b>Total</b>	<b>24/0</b>	<b>2</b>	<b>12</b>	<b>1</b>	<b>11</b>	<b>0.1</b>	<b>6.0</b>	<b>0.5</b>

### Game-by-Game Stats

Date	Opponent	Receiving		
		Rec	Yds	TD
9/1/2018	Mercer	0	0	0
9/8/2018	at Navy	Did Not Play		
9/14/2018	Georgia State	0	0	0
9/22/2018	South Alabama	0	0	0
9/28/2018	at Tulane	Did Not Play		
10/6/2018	UConn	0	0	0
10/13/2018	at UCF	Did Not Play		
10/20/2018	at Missouri	0	0	0
11/3/2018	at ECU	0	0	0
11/10/2018	Tulsa	0	0	0
11/15/2018	at SMU	Did Not Play		
11/23/2018	Houston	0	0	0
12/1/2018	at UCF	Did Not Play		
8/31/2019	Ole Miss	0	0	0
9/7/2019	Southern	0	0	0
9/14/2019	at S. Alabama	0	0	0
9/26/2019	Navy	Did Not Play		
10/5/2019	at ULM	0	0	0
10/12/2019	at Temple	1	3	1
10/18/2019	Tulane	0	0	0
10/26/2019	at Tulsa	Did Not Play		
11/2/2019	SMU	0	0	0
11/16/2019	at Houston	0	0	0
11/23/2019	at USF	0	0	0
11/29/2019	Cincinnati	0	0	0
12/7/2019	Cincinnati	0	0	0
12/28/2019	vs PSU	1	9	1
9/5/2020	Arkansas State	0	0	0
9/3/2020	at SMU	Did Not Play		
10/17/2020	UCF	0	0	0
10/24/2020	Temple	0	0	0
10/31/2020	at Cincinnati	0	0	0



## MICHAEL DENSON

R-SOPHOMORE • OFFENSIVE LINE

1L • 6-5 • 275

ROCKWALL, TEXAS

ROCKWALL-HEATH HS/TYLER JC

MAJOR: MARKETING MANAGEMENT

### Career

Saw action in one game before taking a redshirt in 2019 ... Has three years of eligibility remaining.

### Honors (Academic/Athletic)

2019-20 American Athletic Conference All-Academic Team ... Dean's List for the 2019 fall semester ... Tiger 3.0 Club for the 2019 fall and 2020 spring semesters.

### Career Highs


Offensive Plays.....20, at USF, Nov. 23, 2019

### Offensive Line

Year	GP/GS	Plays/Total team plays
2019	1/0	20/992
2020	1/0	---
<b>Total</b>	<b>2/0</b>	<b>---</b>

### Game-by-Game

Date	Opponent	Position - Plays
8/31/2019	Ole Miss	Did Not Play
9/7/2019	Southern	Did Not Play
9/14/2019	at S. Alabama	Did Not Play
9/26/2019	Navy	Did Not Play
10/5/2019	at ULM	Did Not Play
10/12/2019	at Temple	Did Not Play
10/19/2019	Tulane	Did Not Play
10/26/2019	at Tulsa	Did Not Play
11/2/2019	SMU	Did Not Play
11/16/2019	at Houston	Did Not Play
11/23/2019	at USF	Right Tackle - 20/89
11/29/2019	Cincinnati	Did Not Play
12/7/2019	Cincinnati	Did Not Play
12/28/2019	vs Penn State	Did Not Play
9/5/2020	Arkansas State	Did Not Play
10/3/2020	at SMU	Did Not Play
10/17/2020	UCF	Did Not Play
10/24/2020	Temple	Did Not Play
10/31/2020	at Cincinnati	Special Teams/Right Tackle



## JOSEPH DORCEUS

R-SENIOR • DEFENSIVE LINE

3L • 6-0 • 277

SPRING, TEXAS

SPRING HS

MAJOR: MANAGEMENT

### Career

Awarded a scholarship in the spring of 2018 ... Originally joined the program as a walk-on ... Has played in 44 games on the defensive line ... Has 120 total tackles (76 solo), 28 TFL (109 yards) and 13.0 sacks (72 yards) ... Also has 14 QB hurries, three PBU, one forced fumble and one fumble recovery ... Has 26 multi-tackle games ... Also has seen game action in the offensive backfield ... On offense, has two receptions for eight yards and one carry for 25 yards.

### Honors (Academic/Athletic)

American Athletic Conference honorable mention all-conference (2019) ... Tiger 3.0 Club for 2019 spring semester ... 2016-17 American Athletic Conference All-Academic Team ... 2016 Glenn Jones Defensive Scout Team Player of the Year.

**Career Highs**

Tackles ..... 8, at Tulsa, Oct. 26, 2019  
 Sacks ..... 2, 2x, last vs Cincinnati, Nov. 29, 2019  
 Tackles for Loss ..... 4, 2x, last vs Cincinnati, Nov. 29, 2019  
 Quarterback Hurries ..... 4, at ECU, Nov. 3, 2018  
 Pass Breakup ..... 1, 3x, last at SMU, Nov. 16, 2018  
 Forced Fumbles ..... 1, vs UCF, Oct. 13, 2018  
 Receptions ..... 1, 2x, last vs Navy, Sept. 26, 2019

**Defensive Stats**

Year	GP/GS	Solo	Ast	Tot	TFL-Yds	Sacks-Yds	Int	PD	FF	FR	Blk
2017	11/0	11	5	16	5-12	1-6	0	1	0	0	0
2018	14/1	30	20	50	7-36	6-35	0	2	1	0	0
2019	14/11	28	17	45	14.5-56	5-27	0	0	0	1	0
2020	5/4	7	2	9	1.5-5	1-4	0	0	0	0	0
<b>Total</b>	<b>43/16</b>	<b>76</b>	<b>44</b>	<b>120</b>	<b>28.0-109</b>	<b>13.0-72</b>	<b>0</b>	<b>3</b>	<b>1</b>	<b>1</b>	<b>0</b>

**Game-by-Game Stats**

Date	Opponent	Tackles					Sacks Tot Yds	Fumble			Int Tot Yds	Pass QBH Brk	Blkd Kick Saf
		Solo	Ast	Tot	TFL	Yds		FF	FR	Yds			
8/31/2017	ULM	Did Not Play											
9/16/2017	UCLA	Did Not Play											
9/23/2017	Southern Illinois	0	0	0	0	0	0	0	0	0	0	0	0
9/30/2017	at UCF	0	0	0	0	0	0	0	0	0	0	0	0
10/6/2017	at UConn	3	0	3	1.0	6	1.0	6	0	0	0	0	0
10/14/2017	Navy	0	0	0	0	0	0	0	0	0	0	0	0
10/19/2017	at Houston	3	2	5	0.5	0	0	0	0	0	0	0	0
10/27/2017	Tulane	1	0	1	0	0	0	0	0	0	0	0	0
11/3/2017	at Tulsa	2	2	4	1.5	2	0	0	0	0	0	0	0
11/18/2017	SMU	0	0	0	0	0	0	0	0	0	0	0	0
11/25/2017	ECU	2	1	3	2.0	4	0	0	0	0	1	1	0
12/2/2017	at UCF	0	0	0	0	0	0	0	0	0	0	0	0
12/30/2017	Iowa State	0	0	0	0	0	0	0	0	0	0	0	0
9/1/2018	Mercer	0	0	0	0	0	0	0	0	0	0	0	0
9/8/2018	at Navy	3	3	6	1.0	3	1.0	3	0	0	0	0	0
9/14/2018	Georgia State	3	1	4	0	0	0	0	0	0	1	0	0
9/22/2018	South Alabama	4	0	4	1.0	6	1.0	6	0	0	1	0	0
9/28/2018	at Tulane	3	3	6	1.0	6	1.0	6	0	0	0	0	0
10/6/2018	UConn	1	1	2	0	0	0	0	0	0	1	0	0
10/13/2018	UCF	4	1	5	2.0	13	2.0	13	1	0	0	1	0
10/20/2018	at Missouri	1	0	1	0	0	0	0	0	0	0	0	0
11/3/2018	at ECU	0	1	1	0	0	0	0	0	0	4	0	0
11/10/2018	Tulsa	2	3	5	0	0	0	0	0	0	0	0	0
11/15/2018	at SMU	1	4	5	1.5	7	1.0	7	0	0	0	1	0
11/23/2018	Houston	0	1	1	0.5	1	0	0	0	0	0	0	0
12/1/2018	at UCF	3	1	4	0	0	0	0	0	0	0	0	0
12/22/2018	vs Wake Forest*	5	1	6	0	0	0	0	0	0	0	0	0
8/31/2019*	Ole Miss	2	1	3	2.0	5	1.0	3	0	0	0	1	0
9/7/2019*	Southern	3	0	3	0	0	0	0	0	0	0	0	0
9/14/2019*	at S. Alabama	4	1	5	1.0	12	0	0	0	0	0	0	0
9/26/2019	Navy	1	1	2	0	0	0	0	0	0	0	0	0
10/5/2019	at ULM	4	3	7	4.0	19	1.5	15	0	0	0	0	0
10/12/2019*	at Temple	0	1	1	0	0	0	0	1	0	0	0	0
10/18/2019*	Tulane	1	0	1	0	0	0	0	0	0	1	0	0
10/26/2019*	at Tulsa	1	7	8	1.5	4	0.5	2	0	0	0	1	0
11/2/2019*	SMU	1	0	1	0	0	0	0	0	0	1	0	0
11/16/2019*	at Houston	3	0	3	0	0	0	0	0	0	0	0	0
11/23/2019	at USF	4	0	4	2.0	5	0	0	0	0	0	0	0
11/29/2019*	Cincinnati	4	0	4	4.0	11	2.0	7	0	0	0	0	0
12/7/2019*	Cincinnati	0	1	1	0	0	0	0	0	0	0	0	0
12/28/2019*	vs Penn State	0	2	2	0	0	0	0	0	0	0	0	0
9/5/2020*	Arkansas State	1	2	3	0.5	1	0	0	0	0	0	0	0
10/3/2020*	at SMU	4	0	4	1.0	4	1.0	4	0	0	0	0	0
10/17/2020*	UCF	1	0	1	0	0	0	0	0	0	1	0	0
10/24/2020	Temple	0	0	0	0	0	0	0	0	0	0	0	0
10/31/2020*	at Cincinnati	1	0	1	0	0	0	0	0	0	0	0	0



**WARDALIS DUCKSWORTH**

R-JUNIOR • DEFENSIVE LINE

1L • 6-4 • 246

MIZE, MISS.

MIZE HS/JONES COUNTY JC

MAJOR: PROFESSIONAL STUDIES

**Career**

Appeared in three games in 2019 and took a redshirt season after playing his first two collegiate seasons at Jones County .. Has played in all five games in 2020, drawing one start ... Has two years of eligibility remaining.

**Honors (Academic/Athletic)**

2019-20 American Athletic Conference All-Academic Team ... Tiger 3.0 Club for the 2019 fall and 2020 spring semester.

**Career Highs**

Tackles ..... 3, vs Navy, Sept. 26, 2019  
 Sacks ..... 1, 3x, last vs Temple, Oct. 24, 2020  
 Tackles for Loss ..... 1, 3x, last vs Temple, Oct. 24, 2020

**Defensive Stats**

Year	GP/GS	Solo	Ast	Tot	TFL-Yds	Sacks-Yds	Int	PD	FF	FR	Blk
2019	3/0	2	1	3	1-3	1-3	0	0	0	0	0
2020	5/1	4	3	7	3-23	3-23	0	0	0	0	0
<b>Total</b>	<b>8/1</b>	<b>6</b>	<b>4</b>	<b>10</b>	<b>4.0-26</b>	<b>4.0-26</b>	<b>0</b>	<b>0</b>	<b>0</b>	<b>0</b>	<b>0</b>

**Game-by-Game Stats**

Date	Opponent	Tackles					Sacks Tot Yds	Fumble			Int Tot Yds	Pass QBH Brk	Blkd Kick Saf
		Solo	Ast	Tot	TFL	Yds		FF	FR	Yds			
8/31/2019	Ole Miss	Did Not Play											
9/7/2019	Southern	Did Not Play											
9/14/2019	at S. Alabama	Did Not Play											
9/26/2019	Navy	2	1	3	1.0	3	1.0	3	0	0	0	0	0
10/5/2019	at ULM	Did Not Play											
10/12/2019	at Temple	Did Not Play											
10/18/2019	Tulane	Did Not Play											
10/26/2019	at Tulsa	Did Not Play											
11/2/2019	SMU	Did Not Play											
11/16/2019	at Houston	Did Not Play											
11/23/2019	at USF	0	0	0	0	0	0	0	0	0	0	0	0
11/29/2019	Cincinnati	Did Not Play											
12/7/2019	Cincinnati	0	0	0	0	0	0	0	0	0	0	0	0
12/28/2019	vs Penn State	Did Not Play											
9/5/2020	Arkansas State	1	1	2	1.0	8	1.0	8	0	0	0	0	0
10/3/2020	at SMU	0	0	0	0	0	0	0	0	0	0	0	0
10/17/2020	UCF	0	0	0	0	0	0	0	0	0	0	0	0
10/24/2020*	Temple	1	0	1	1.0	8	1.0	8	0	0	0	0	0
10/31/2020*	at Cincinnati	2	2	4	1.0	7	1.0	7	0	0	0	0	0



# SEAN DYKES

R-SENIOR • TIGHT END

4L • 6-2 • 224

HOUSTON, TEXAS

MANVEL HS

GRAD STUDENT: INTERDISCIPLINARY STUDIES

**Career**

Has seen action in 45 games, making 24 starts ... Has 58 catches for 876 yards and nine TDs ... Has a career-long reception of 63 yards ... Has 11 multi-reception games ... After appearing in four games in 2019, missed the remainder of the season due to injury and took a medical redshirt ... Has one year of eligibility remaining.

**Honors (Academic/Athletic)**

Tiger 3.0 Club for 2018 spring semester.

**Career Highs**

Pass Receptions ..... 10, vs Arkansas State, Sept. 5, 2020  
 Receiving Yards ..... 161, at UCF, Dec. 2, 2017  
 Long Reception ..... 63, at UCF, Dec. 2, 2017  
 Receiving Touchdowns ..... 2, vs Arkansas State, Sept. 5, 2020

**Receiving Stats**

Year	GP/GS	Rec	Yds	TD	Long	Rec/G	Avg/C	Avg/G
2016	10/1	3	37	0	30	0.3	12.3	3.7
2017	13/8	15	346	3	63	1.2	23.1	26.6
2018	13/8	13	196	2	34	1.0	15.1	15.1
2019	4/3	2	9	0	5	0.5	4.5	2.3
2020	5/4	25	288	4	38	5.0	11.5	57.6
<b>Total</b>	<b>45/24</b>	<b>58</b>	<b>876</b>	<b>9</b>	<b>63</b>	<b>1.3</b>	<b>15.1</b>	<b>19.5</b>

**Game-by-Game Stats**

Date	Opponent	Receiving		
		Rec	Yds	TD
9/3/2016	Southeast Missouri	Did Not Play		
9/17/2016	Kansas	0	0	0
9/24/2016	Bowling Green	0	0	0
10/1/2016	at Ole Miss	0	0	0
10/6/2016	Temple	0	0	0
10/14/2016	at Tulane	0	0	0
10/22/2016*	at Navy	1	30	0
10/29/2016	Tulsa	0	0	0
11/5/2016	at SMU	1	1	0
11/12/2016	USF	0	0	0
11/18/2016	at Cincinnati	1	6	0
11/25/2016	Houston	Did Not Play		
12/20/2016	vs WKU	Did Not Play		
8/31/2017	ULM	0	0	0
9/16/2017*	UCLA	1	7	0
9/23/2017	Southern Illinois	1	3	0
9/30/2017*	at UCF	1	9	0
10/6/2017*	at UConn	1	30	1
10/14/2017*	Navy	3	37	0
10/19/2017*	at Houston	2	41	1
10/27/2017*	Tulane	1	38	1
11/3/2017	at Tulsa	0	0	0
11/18/2017*	SMU	1	6	0
11/25/2017	ECU	0	0	0
12/2/2017	at UCF	3	161	0
12/30/2017*	Iowa State	1	14	0
9/1/2018*	Mercer	2	20	1
9/8/2018*	at Navy	1	14	0
9/14/2018*	Georgia State	0	0	0
9/21/2018	South Alabama	Did Not Play		
9/28/2018	at Tulane	1	34	0
10/6/2018*	UConn	3	62	0
10/13/2018*	UCF	1	19	0
10/20/2018	at Missouri	0	0	0
11/3/2018*	at ECU	0	0	0
11/10/2018	Tulsa	1	8	0
11/15/2018*	at SMU	1	10	0
11/23/2018	Houston	0	0	0
12/1/2018	at UCF	3	29	1
12/22/2018*	vs Wake Forest	0	0	0
8/31/2019	Ole Miss	0	0	0
9/7/2019*	Southern	2	9	0
9/14/2019*	at S. Alabama	0	0	0
9/26/2019*	Navy	0	0	0
10/5/2019	at ULM	Did Not Play - Inj.		
10/12/2019	at Temple	Did Not Play - Inj.		
10/18/2019	Tulane	Did Not Play - Inj.		
10/26/2019	at Tulsa	Did Not Play - Inj.		
11/2/2019	SMU	Did Not Play - Inj.		
11/16/2019	at Houston	Did Not Play - Inj.		

11/23/2019	at USF	Did Not Play - Inj.			
11/29/2019	Cincinnati	Did Not Play - Inj.			
12/7/2019	Cincinnati	Did Not Play - Inj.			
12/28/2019	vs Penn State	Did Not Play - Inj.			
9/5/2020*	Arkansas State	10	137	2	38
10/3/2020*	at SMU	6	85	1	27
10/17/2020*	UCF	6	57	1	21
10/24/2020	Temple	1	2	0	2
10/31/2020*	at Cincinnati	2	7	0	4



# JARED EDWARDS

R-SOPHOMORE • OFFENSIVE LINE

1L • 6-4 • 256

EVENSVILLE, TENN.

RHEA COUNTY HS

MAJOR: MANAGEMENT

**Career**

Returns for his third year after a redshirt season in 2018 ... Has three years of eligibility remaining.

**Honors (Academic/Athletic)**

2019-20 American Athletic Conference All-Academic Team ... Dean's List for 2018 spring and 2019 fall semesters ... Tiger 3.0 Club for 2018 spring, 2019 spring and 2020 spring semesters.

**Career Highs**


Offensive Plays..... 3, vs Tulane, Oct. 19, 2019

**Offensive Line**

Year	GP/GS	Plays/Total team plays
2019	1/0	3/992
2020	1/0	---
<b>Total</b>	<b>2/0</b>	<b>---</b>

**Game-by-Game**

Date	Opponent	Position - Plays
8/31/2019	Ole Miss	Did Not Play
9/7/2019	Southern	Did Not Play
9/14/2019	at S. Alabama	Did Not Play
9/26/2019	Navy	Did Not Play
10/5/2019	at ULM	Did Not Play
10/12/2019	at Temple	Did Not Play
10/19/2019	Tulane	Left Guard - 3/66
10/26/2019	at Tulsa	Did Not Play
11/2/2019	SMU	Did Not Play
11/16/2019	at Houston	Did Not Play
11/23/2019	at USF	Did Not Play
11/29/2019	Cincinnati	Did Not Play
12/7/2019	Cincinnati	Did Not Play
12/28/2019	vs Penn State	Did Not Play
9/5/2020	Arkansas State	Did Not Play
10/3/2020	at SMU	Did Not Play
10/17/2020	UCF	Did Not Play
10/24/2020	Temple	Did Not Play
10/31/2020	at Cincinnati	Special Teams/Left Guard



**ISAAC ELLIS**  
**R-SOPHOMORE • OFFENSIVE LINE**  
**2L • 6-2 • 308**  
**MONROE, LA.**  
**CARROLL HS**  
**MAJOR: HISTORY**

**Career**

Returns for his second year after a redshirt season in 2018 ... Has seen action in 22 games on the offensive line and on special teams ... Earned first career start in the 2020 season opener against Arkansas State ... Has three years of eligibility remaining.

**Honors (Academic/Athletic)**

2018-19, 2019-20 American Athletic Conference All-Academic Team ... Tiger 3.0 Club for 2018 spring, 2019 spring and 2019 fall semesters.

**Career Highs**


Offensive Plays.....86, vs Arkansas State, Sept. 5, 2020

**Offensive Line**

Year	GP/GS	Plays/Total team plays
2018	3/0	51/1028
2019	14/0	316/992
2020	5/5	---
<b>Total</b>	<b>22/5</b>	<b>---</b>

**Game-by-Game**

Date	Opponent	Position - Plays
9/1/2018	Mercer	Center - 34/84
9/8/2018	at Navy	Did Not Play
9/14/2018	Georgia State	Center - 8/63
9/22/2018	South Alabama	Did Not Play
9/28/2018	at Tulane	Did Not Play
10/6/2018	UConn	Center - 9/59
10/13/2018	UCF	Did Not Play
10/20/2018	at Missouri	Did Not Play
11/3/2018	at ECU	Did Not Play
11/10/2018	Tulsa	Did Not Play
11/16/2018	at SMU	Did Not Play
11/23/2018	Houston	Did Not Play
12/1/2018	at UCF	Did Not Play
12/22/2018	vs Wake Forest	Did Not Play
8/31/2019	Ole Miss	Left Guard/Right Guard - 28/82
9/7/2019	Southern	Left Guard/Right Guard - 35/70
9/14/2019	at S. Alabama	Right Guard/Center - 32/67
9/26/2019	Navy	Special Teams
10/5/2019	at ULM	Left Guard - 46/60
10/12/2019	at Temple	Right Guard - 7/77
10/19/2019	Tulane	Center/Right Guard - 12/66
10/26/2019	at Tulsa	Right Guard - 19/59
11/2/2019	SMU	Left Guard/Right Guard - 41/76
11/16/2019	at Houston	Left Guard/Right Guard - 18/75
11/23/2019	at USF	Left Guard/Center/Right Guard - 36/89
11/29/2019	Cincinnati	Right Guard - 6/66
12/7/2019	Cincinnati	Right Guard - 6/88
12/28/2019	vs Penn State	Special Teams
9/5/2020*	Arkansas State	Left Guard - 86/86
10/3/2020*	at SMU	Left Guard
10/17/2020*	UCF	Left Guard
10/24/2020*	Temple	Left Guard
10/31/2020*	at Cincinnati	Left Guard



**OBINNA EZE**  
**R-JUNIOR • OFFENSIVE LINE**  
**2L • 6-8 • 315**  
**NASHVILLE, TENN.**  
**DAVIDSON ACADEMY**  
**MAJOR: FINANCE**

**Career**

Saw first season of on-field action in 2018 after redshirting in 2017 ... Became the team's starting left tackle in 2019 ... Has played in 25 games on the offensive line ... Has two years of eligibility remaining.

**Honors (Academic/Athletic)**

2017-18, 2019-20 American Athletic Conference All-Academic Team ... Dean's List for the 2019 fall semester ... Tiger 3.0 Club for the 2017 fall, 2018 fall and 2019 fall semesters.

**Career Highs**


Offensive Plays..... 88, vs Cincinnati, Dec. 7, 2019

**Offensive Line**

Year	GP/GS	Plays/Total team plays
2018	6/0	67/1028
2019	14/14	947/992
2020	5/5	---
<b>Total</b>	<b>25/19</b>	<b>---</b>

**Game-by-Game**

Date	Opponent	Position - Plays
9/1/2018	Mercer	Left Tackle - 34/84
9/8/2018	at Navy	Did Not Play
9/14/2018	Georgia State	Left Tackle - 8/63
9/22/2018	South Alabama	Left Tackle - 3/76
9/28/2018	at Tulane	Did Not Play
10/6/2018	UConn	Left Tackle - 9/59
10/13/2018	UCF	Did Not Play
10/20/2018	at Missouri	Left Tackle - 3/81
11/3/2018	at ECU	Did Not Play
11/10/2018	Tulsa	Left Tackle - 10/78
11/16/2018	at SMU	Did Not Play
11/23/2018	Houston	Did Not Play
12/1/2018	at UCF	Did Not Play
12/22/2018	vs Wake Forest	Did Not Play
8/31/2019*	Ole Miss	Left Tackle - 82/82
9/7/2019*	Southern	Left Tackle - 46/70
9/14/2019*	at S. Alabama	Left Tackle - 53/67
9/26/2019*	Navy	Left Tackle - 43/43
10/5/2019*	at ULM	Left Tackle - 60/60
10/12/2019*	at Temple	Left Tackle - 77/77
10/19/2019*	Tulane	Left Tackle - 59/66
10/26/2019*	at Tulsa	Left Tackle - 59/59
11/2/2019*	SMU	Left Tackle - 76/76
11/16/2019*	at Houston	Left Tackle - 75/75
11/23/2019*	at USF	Left Tackle - 77/89
11/29/2019*	Cincinnati	Left Tackle - 66/66
12/7/2019*	Cincinnati	Left Tackle - 88/88
12/28/2019*	vs Penn State	Left Tackle - 86/86
9/5/2020*	Arkansas State	Left Tackle - 52/86
10/3/2020*	at SMU	Left Tackle
10/17/2020*	UCF	Left Tackle
10/24/2020*	Temple	Left Tackle
10/31/2020*	at Cincinnati	Left Tackle



**EVAN FIELDS**  
**R-SOPHOMORE • OFFENSIVE LINE**  
**1L • 6-5 • 295**  
**SHARPSBURG, GA.**  
**EAST COWETA HS**  
**MAJOR: MANAGEMENT**

**Career**

Appeared in 10 of 14 games as a redshirt freshman in 2019 ... Has made four starts at right guard in 2020 ... Has three years of eligibility remaining.

**Honors (Academic/Athletic)**

2018-19, 2019-20 American Athletic Conference All-Academic Team ... Dean's List for 2020 spring semester ... Tiger 3.0 Club for 2020 spring semester.

**Career Highs**

Offensive Plays.....20, at USF, Nov. 23, 2019

**Offensive Line**

Year	GP/GS	Plays/Total team plays
2019	10/0	54/992
2020	4/4	---
<b>Total</b>	<b>14/4</b>	<b>---</b>

**Game-by-Game**

Date	Opponent	Position - Plays
8/31/2019	Ole Miss	Did Not Play
9/7/2019	Southern	Did Not Play
9/14/2019	at S. Alabama	Right Guard - 14/67
9/26/2019	Navy	Special Teams
10/5/2019	at ULM	Did Not Play
10/12/2019	at Temple	Did Not Play
10/19/2019	Tulane	Right Guard - 7/66
10/26/2019	at Tulsa	Special Teams
11/2/2019	SMU	Special Teams
11/16/2019	at Houston	Right Guard - 13/75
11/23/2019	at USF	Right Guard - 20/89
11/29/2019	Cincinnati	Special Teams
12/7/2019	Cincinnati	Special Teams
12/28/2019	vs Penn State	Special Teams
9/5/2020	Arkansas State	Did Not Play
10/3/2020*	at SMU	Right Guard
10/17/2020*	UCF	Right Guard
10/24/2020*	Temple	Right Guard
10/31/2020*	at Cincinnati	Right Guard



**JACOBI FRANCIS**  
**R-SENIOR • DEFENSIVE BACK**  
**3L • 5-10 • 180**  
**COVINGTON, GA.**  
**NEWTON HS**  
**GRAD STUDENT: PROFESSIONAL STUDIES**

**Career**

Has played in 44 games ... Has 81 total tackles (62 solo), 5.0 TFL, 19 PBU, four interceptions, one forced fumble, one fumble recovery and one QB hurry ... Has 20 multi-tackle games ... Redshirted the 2016 season and has one year of eligibility remaining.

**Honors (Academic/Athletic)**

2019-20 American Athletic Conference All-Academic Team ... Tiger 3.0 Club for the 2017 fall, 2018 fall and 2019 fall semesters.

**Career Highs**

Tackles ..... 7, vs UCF, Oct. 17, 2020  
 Pass Breakups ..... 3, at SMU, Oct. 3, 2020  
 Interceptions ..... 1, 4x, last at Cincinnati, Oct. 31, 2020  
 Fumble Recoveries ..... 1, vs South Alabama, Sept. 22, 2018  
 Forced Fumbles ..... 1, vs Mercer, Sept. 1, 2018  
 Tackles For Loss ..... 1, 5x, last vs Temple, Oct. 24, 2020


**Defensive Stats**

Year	GP/GS	Solo	Ast	Tot	TFL-Yds	Sacks-Yds	Int	PD	FF	FR	Blk
2017	12/0	5	1	6	0-0	0-0	0	4	0	0	0
2018	14/3	18	6	24	3-6	0-0	1	4	1	1	0
2019	14/14	26	9	35	0-0	0-0	1	9	0	0	0
2020	4/4	13	3	16	2-4	0-0	2	6	0	0	0
<b>Total</b>	<b>44/21</b>	<b>62</b>	<b>19</b>	<b>81</b>	<b>5.0-10</b>	<b>0-0</b>	<b>4</b>	<b>23</b>	<b>1</b>	<b>1</b>	<b>0</b>

**Game-by-Game Stats**

Date	Opponent	Tackles					Sacks Tot Yds	Fumble		Int Tot Yds	Pass QBH Brk	Blkd Kick Saf		
		Solo	Ast	Tot	TFL	Yds		FF	FR				Yds	
8/31/2017	ULM	Did Not Play												
9/16/2017	UCLA	0	0	0	0	0	0	0	0	0	0	1	0	0
9/23/2017	Southern Illinois	1	0	1	0	0	0	0	0	0	0	0	0	0
9/30/2017	at UCF	0	0	0	0	0	0	0	0	0	0	0	0	0
10/6/2017	at UConn	0	0	0	0	0	0	0	0	0	0	0	0	0
10/14/2017	Navy	0	0	0	0	0	0	0	0	0	0	0	0	0
10/19/2017	at Houston	1	1	2	0	0	0	0	0	0	0	0	0	0
10/27/2017	Tulane	0	0	0	0	0	0	0	0	0	0	0	0	0
11/3/2017	at Tulsa	0	0	0	0	0	0	0	0	0	0	0	2	0
11/18/2017	SMU	0	0	0	0	0	0	0	0	0	1	1	0	0
11/25/2017	ECU	1	0	1	0	0	0	0	0	0	0	0	0	0
12/2/2017	at UCF	0	0	0	0	0	0	0	0	0	0	0	0	0
12/30/2017	Iowa State	2	0	2	0	0	0	0	0	0	0	0	0	0
9/1/2018	Mercer	1	0	1	0	0	0	1	0	0	0	0	0	0
9/8/2018	at Navy	1	0	1	0	0	0	0	0	0	0	0	0	0
9/14/2018	Georgia State	0	1	1	0	0	0	0	0	0	0	0	0	0
9/22/2018	South Alabama	1	0	1	0	0	0	0	1	0	0	0	0	0
9/28/2018*	at Tulane	3	3	6	0	0	0	0	0	0	0	0	1	0
10/6/2018	UConn	2	1	3	0	0	0	0	0	0	1	-1	0	0
10/13/2018	UCF	1	0	1	1.0	1	0	0	0	0	0	0	0	0
10/20/2018*	at Missouri	2	0	2	1.0	2	0	0	0	0	0	0	0	0
11/3/2018*	at ECU	4	0	4	0	0	0	0	0	0	0	0	0	0
11/10/2018	Tulsa	0	1	1	0	0	0	0	0	0	0	0	0	0
11/15/2018	at SMU	2	0	2	1.0	3	0	0	0	0	0	0	0	0
11/23/2018	Houston	0	0	0	0	0	0	0	0	0	0	0	2	0
12/1/2018	at UCF	0	0	0	0	0	0	0	0	0	0	0	0	0
12/22/2018	vs Wake Forest	1	0	1	0	0	0	0	0	0	0	0	0	0
8/31/2019*	Ole Miss	0	0	0	0	0	0	0	0	0	0	0	2	0
9/7/2019*	Southern	0	1	1	0	0	0	0	0	0	0	0	1	0
9/14/2019*	at S. Alabama	2	0	2	0	0	0	0	0	0	0	0	1	0
9/26/2019*	Navy	0	3	3	0	0	0	0	0	0	0	0	0	0
10/5/2019*	at ULM	2	0	2	0	0	0	0	0	0	0	0	0	0
10/12/2019*	at Temple	4	1	5	0	0	0	0	0	0	0	0	2	0
10/18/2019*	Tulane	3	0	3	0	0	0	0	0	0	0	0	0	0
10/26/2019*	at Tulsa	1	2	3	0	0	0	0	0	0	0	0	0	0
11/2/2019*	SMU	3	2	5	0	0	0	0	0	0	0	0	0	0
11/16/2019*	at Houston	2	0	2	0	0	0	0	0	0	0	0	0	0
11/23/2019*	at USF	1	0	1	0	0	0	0	0	0	0	0	0	0
11/29/2019*	Cincinnati	4	0	4	0	0	0	0	0	1	8	0	1	0
12/7/2019*	Cincinnati	3	0	3	0	0	0	0	0	0	0	0	1	0
12/28/2019*	vs Penn State	1	0	1	0	0	0	0	0	0	0	0	0	0
9/5/2020	Arkansas State	Did Not Play												
10/3/2020*	at SMU	3	1	4	1.0	3	0	0	0	0	0	0	3	0
10/17/2020*	UCF	6	1	7	0	0	0	0	0	0	0	0	1	0
10/24/2020*	Temple	2	0	2	1.0	1	0	0	0	1	28	0	0	0
10/31/2020*	at Cincinnati	2	1	3	0	0	0	0	0	1	0	0	0	0





**JAVON IVORY**  
**R-FRESHMAN • WIDE RECEIVER**  
**1L • 6-2 • 180**  
**GROVE HILL, ALA.**  
**CLARK COUNTY HS**  
**MAJOR: ENGINEERING TECHNOLOGY**

**Career**

Has seen action in seven games ... Made first career start against UCF (Oct. 17, 2020) ... Recorded career highs with four receptions, 88 yards and a TD against the Knights ... Has four years of eligibility remaining.

**Honors (Academic/Athletic)**

2018-19 American Athletic Conference All-Academic Team ... Tiger 3.0 Club for the 2019 fall semester.

**Receiving Stats**


Year	GP/GS	Rec	Yds	TD	Long	Rec/G	Avg/C	Avg/G
2019	3/0	0	0	0	0	0.0	0.0	0.0
2020	3/2	7	128	2	36	2.3	18.3	42.7
<b>Total</b>	<b>6/2</b>	<b>7</b>	<b>128</b>	<b>2</b>	<b>36</b>	<b>1.2</b>	<b>18.3</b>	<b>21.3</b>

**Career Highs**

Receptions ..... 4, vs UCF, Oct. 17, 2020  
 Receiving Yards ..... 88, vs UCF, Oct. 17, 2020  
 Long Reception ..... 36, vs UCF, Oct. 17, 2020  
 Receiving Touchdowns ..... 1, 2x, last vs Temple, Oct. 24, 2020  
 Kick Returns ..... 2, 2x, last at Cincinnati, Oct. 31, 2020  
 Kick Return Yards ..... 34, vs UCF, Oct. 17, 2020

**Game-by-Game Stats**

Date	Opponent	Receiving			Kick Returns			
		Rec	Yds	TD Long	Att	Yds	TD	Long
8/31/2019	Ole Miss	Did Not Play						
9/7/2019	Southern	0	0	0	0	0	0	0
9/14/2019	at S. Alabama	Did Not Play						
9/26/2019	Navy	Did Not Play						
10/5/2019	at ULM	Did Not Play						
10/12/2019	at Temple	Did Not Play						
10/18/2019	Tulane	Did Not Play						
10/26/2019	at Tulsa	Did Not Play						
11/2/2019	SMU	Did Not Play						
11/16/2019	at Houston	Did Not Play						
11/23/2019	at USF	Did Not Play						
11/29/2019	Cincinnati	0	0	0	0	0	0	0
12/7/2019	Cincinnati	Did Not Play						
12/28/2019	vs Penn State	0	0	0	0	0	0	0
9/5/2020	Arkansas State	Did Not Play						
10/3/2020	at SMU	0	0	0	0	0	0	0
10/17/2020*	UCF	4	88	1	36	2	34	0
10/24/2020*	Temple	3	40	1	20	0	0	0
10/31/2020*	at Cincinnati	0	0	0	0	2	31	0



**CAMRON JACKSON**  
**FRESHMAN • DEFENSIVE LINE**  
**HS • 6-5 • 280**  
**HAYNESVILLE, LA.**  
**HAYNESVILLE HS**  
**MAJOR: BUSINESS INFORMATION TECHNOLOGY**

**Career**

A three-star standout from Haynesville High School ... Ranked the No. 18 player in Louisiana by ESPN ... Also the 25th-ranked prospect in the state by 247Sports ... Ranked in the Top 40 nationally at his position.

**Career Highs**

Blocked Kicks ..... 1, vs UCF, Oct. 17, 2020

**Defensive Stats**

Year	GP/GS	Solo	Ast	Tot	TFL-Yds	Sacks-Yds	Int	PD	FF	FR	Blk
2020	3/0	0	0	0	0-0	0-0	0	0	0	0	1
<b>Total</b>	<b>3/0</b>	<b>0</b>	<b>0</b>	<b>0</b>	<b>0-0</b>	<b>0-0</b>	<b>0</b>	<b>0</b>	<b>0</b>	<b>0</b>	<b>1</b>

**Game-by-Game Stats**

Date	Opponent	Tackles			Sacks	Fumble		Int	Pass	Blkd	
		Solo	Ast	Tot		FF	FR				
9/5/2020	Arkansas State	Did Not Play									
10/3/2020	at SMU	0	0	0	0	0	0	0	0	0	0
10/17/2020	UCF	0	0	0	0	0	0	0	0	0	1
10/24/2020	Temple	0	0	0	0	0	0	0	0	0	0
10/31/2020	at Cincinnati	Did Not Play									



**KENDELL JOHNSON**  
**R-SOPHOMORE • DEFENSIVE BACK**  
**1L • 5-9 • 196**  
**NEW ORLEANS, LA.**  
**EDNA KARR HS**  
**MAJOR: FINANCE**

**Career**

Returns for his third year after a redshirt season in 2018 ... Has three years of eligibility remaining.

**Honors (Academic/Athletic)**

2018-19, 2019-20 American Athletic Conference All-Academic Team ... Dean's List for the 2020 spring semester ... Tiger 3.0 Club for the 2019 fall and 2020 spring semester.


**Defensive Stats**

Year	GP/GS	Solo	Ast	Tot	TFL-Yds	Sacks-Yds	Int	PD	FF	FR	Blk
2020	3/0	0	0	0	0.0-0	0-0	0	0	0	0	0
<b>Total</b>	<b>3/0</b>	<b>0</b>	<b>0</b>	<b>0</b>	<b>0.0-0</b>	<b>0-0</b>	<b>0</b>	<b>0</b>	<b>0</b>	<b>0</b>	<b>0</b>

**Game-by-Game Stats**

Date	Opponent	Tackles			Sacks	Fumble		Int	Pass	Blkd	
		Solo	Ast	Tot		FF	FR				
9/5/2020	Arkansas State	Did Not Play									
10/3/2020	at SMU	Did Not Play									
10/17/2020	UCF	0	0	0	0	0	0	0	0	0	0
10/24/2020	Temple	0	0	0	0	0	0	0	0	0	0
10/31/2020	at Cincinnati	0	0	0	0	0	0	0	0	0	0





## QUINDELL JOHNSON

R-SOPHOMORE • DEFENSIVE BACK/SAFETY  
 1L • 6-1 • 195  
 NEW ORLEANS, LA.  
 EDNA KARR HS  
 MAJOR: MANAGEMENT

### Career

Returns for his third year after a redshirt season in 2018 ... Has seen action in 20 games ... Has 96 career tackles (75 solo), 5.0 TFL and two interceptions ... Has eight PBU ... Also has one forced fumble and one fumble recovery ... Has three years of eligibility remaining.

### Honors (Academic/Athletic)

2019-20 American Athletic Conference All-Academic Team ... Perfect 4.0 GPA for the 2019 fall semester ... Dean's List for the 2019 fall semester ... Tiger 3.0 Club for the 2019 fall and 2020 spring semesters.

### Career Highs


Tackles ..... 14, vs UCF, Oct. 17, 2020  
 Tackles for Loss ..... 1, 4x, last vs Temple, Oct. 24, 2020  
 Quarterback Hurries ..... 1, at South Alabama, Sept. 14, 2019  
 Pass Breakups ..... 2, at SMU, Oct. 3, 2020  
 Interceptions ..... 1, 2x, last vs Tulane, Oct. 19, 2019  
 Forced Fumbles ..... 1, at SMU, Oct. 3, 2020  
 Fumble Recoveries ..... 1, at SMU, Oct. 3, 2020

### Defensive Stats

Year	GP/GS	Solo	Ast	Tot	TFL-Yds	Sacks-Yds	Int	PD	FF	FR	Blk
2018	1/0	0	0	0	0.0-0	0.0-0	0	0	0	0	0
2019	14/4	48	10	58	3.5-3	0-0	2	6	0	0	1
2020	5/3	27	11	38	1.5-1	0-0	0	4	1	1	1
<b>Total</b>	<b>20/7</b>	<b>75</b>	<b>21</b>	<b>96</b>	<b>5.0-4</b>	<b>0-0</b>	<b>2</b>	<b>10</b>	<b>1</b>	<b>1</b>	<b>2</b>

### Game-by-Game Stats

Date	Opponent	Tackles					Sacks			Fumble			Int		Pass		Blkd	
		Solo	Ast	Tot	TFL	Yds	Tot	Yds	FF	FR	Yds	Tot	Yds	QBH	Brk	Kick	Saf	
9/1/2018	Mercer																	
9/8/2018	at Navy																	
9/14/2018	Georgia State																	
9/22/2018	South Alabama																	
9/28/2018	at Tulane																	
10/6/2018	UConn																	
10/13/2018	UCF																	
10/20/2018	at Missouri																	
11/3/2018	at ECU																	
11/10/2018	Tulsa																	
11/15/2018	at SMU																	
11/23/2018	Houston																	
12/1/2018	at UCF	0	0	0	0	0	0	0	0	0	0	0	0	0	0	0	0	0
12/22/2018	vs Wake Forest																	
8/31/2019	Ole Miss	4	0	4	1.0	1	0	0	0	0	1	0	0	0	0	0	0	0
9/7/2019	Southern	1	0	1	0	0	0	0	0	0	0	0	0	0	0	0	0	0
9/14/2019	at S. Alabama	2	1	3	0	0	0	0	0	0	0	0	1	1	0	0	0	0
9/26/2019	Navy	2	1	3	0	0	0	0	0	0	0	0	0	0	0	0	0	0
10/5/2019	at ULM	4	1	5	0	0	0	0	0	0	0	0	0	0	0	0	0	0
10/12/2019	at Temple	4	1	5	0	0	0	0	0	0	0	0	0	1	0	0	0	0
10/18/2019	Tulane	2	0	2	0	0	0	0	0	0	1	0	0	0	0	0	0	0
10/26/2019*	at Tulsa	8	4	12	0.5	0	0	0	0	0	0	0	0	1	1	0	0	0
11/2/2019*	SMU	4	0	4	1.0	1	0	0	0	0	0	0	0	1	0	0	0	0
11/16/2019*	at Houston	1	1	2	0	0	0	0	0	0	0	0	0	0	0	0	0	0
11/23/2019*	at USF	6	0	6	0	0	0	0	0	0	0	0	0	0	0	0	0	0
11/29/2019	Cincinnati	5	0	5	1.0	1	0	0	0	0	0	0	0	0	0	0	0	0
12/7/2019	Cincinnati	2	0	2	0	0	0	0	0	0	0	0	0	0	0	0	0	0
12/28/2019	vs Penn State	3	1	4	0	0	0	0	0	0	0	0	0	0	0	0	0	0
9/5/2020	Arkansas State	6	2	8	0.5	0	0	0	0	0	0	0	0	0	0	0	0	0
10/3/2020	at SMU	4	0	4	0	0	0	0	1	1	0	0	0	2	0	0	0	0
10/17/2020*	UCF	10	4	14	0	0	0	0	0	0	0	0	0	1	0	0	0	0
10/24/2020*	Temple	3	2	5	1.0	1	0	0	0	0	0	0	0	1	1	0	0	0
10/31/2020*	at Cincinnati	4	3	7	0	0	0	0	0	0	0	0	0	0	0	0	0	0



## MARCAYLL JONES

FRESHMAN • WIDE RECEIVER  
 HS • 5-9 • 170  
 WARNER ROBINS, GA.  
 WARNER ROBINS HS  
 MAJOR: ECONOMICS

### Career

Made collegiate debut in the 2020 season opener against Arkansas State ... A three-star wide receiver who prepped at Warner Robins High School ... Tallied 3,246 receiving yards and 11 touchdowns in four seasons ... In junior year broke the state record for most receiving yards in a season ... Finished his junior campaign with 115 catches for 2,046 yards and four touchdowns ... Posted a career-long reception of 78 yards ... Also rushed for 135 yards with a long of 46 ... Also recorded 413 yards on kickoff and punt returns. ... Has four years of eligibility remaining.

### Receiving Stats

Year	GP/GS	Rec	Yds	TD	Long	Rec/G	Avg/C	Avg/G
2020	2/0	0	0	0	0	0.0	0.0	0.0
<b>Total</b>	<b>2/0</b>	<b>0</b>	<b>0</b>	<b>0</b>	<b>0</b>	<b>0.0</b>	<b>0.0</b>	<b>0.0</b>

### Game-by-Game Stats

Date	Opponent	Receiving			
		Rec	Yds	TD	Long
9/5/2020	Arkansas State	0	0	0	0
10/3/2020	at SMU				
10/17/2020	UCF	0	0	0	0
10/24/2020	Temple				
10/31/2020	at Cincinnati				



## TITUS JONES

R-SOPHOMORE • OFFENSIVE LINE  
 1L • 6-4 • 295  
 NEW ORLEANS, LA.  
 EDNA KARR HS  
 MAJOR: PROFESSIONAL STUDIES

### Career

Returns for his third season after a redshirt season in 2018 ... Has played in 18 games ... Has three years of eligibility remaining.

### Career Highs

Offensive Plays ..... 34, vs Arkansas State, Sept. 5, 2020

### Offensive Line

Year	GP/GS	Plays/Total team plays
2019	13/0	54/992
2020	5/0	34/86
<b>Total</b>	<b>18/0</b>	<b>88/2106</b>

### Game-by-Game

Date	Opponent	Position - Plays
8/31/2019	Ole Miss	Did Not Play
9/7/2019	Southern	Right Tackle - 11/70
9/14/2019	at S. Alabama	Left Guard - 14/67
9/26/2019	Navy	Special Teams
10/5/2019	at ULM	Special Teams
10/12/2019	at Temple	Special Teams
10/19/2019	Tulane	Left Tackle - 7/66
10/26/2019	at Tulsa	Special Teams
11/2/2019	SMU	Special Teams
11/16/2019	at Houston	Special Teams
11/23/2019	at USF	Left Guard - 20/89
11/29/2019	Cincinnati	Special Teams
12/7/2019	Cincinnati	Special Teams
12/28/2019	vs Penn State	Special Teams
9/5/2020	Arkansas State	Left Guard - 34/86
10/3/2020	at SMU	Special Teams
10/17/2020	UCF	Special Teams
10/24/2020	Temple	Special Teams
10/31/2020	at Cincinnati	Special Teams/Left Tackle





**ASA MARTIN**  
**R-SOPHOMORE • RUNNING BACK**  
**SQ • 5-11 • 200**  
**DECATUR, ALA.**  
**AUSTIN HS/AUBURN/MIAMI**  
**MAJOR: SPORT AND LEISURE MANAGEMENT**

**Career**

Transfer from Auburn and Miami ... Has three years of eligibility remaining.

**Career Highs**

Receptions ..... 1, vs Arkansas State, Sept. 5, 2020  
 Receiving Yards ..... 4, vs Arkansas State, Sept. 5, 2020  
 Long Reception ..... 4, vs Arkansas State, Sept. 5, 2020  
 Rushes ..... 2, 2x, last vs UCF, Oct. 17, 2020  
 Rushing Yards ..... 24, vs UCF, Oct. 17, 2020  
 Long Rush ..... 15, vs UCF, Oct. 17, 2020

**Receiving Stats**


Year	GP/GS	Att	Yds	TD	Long	Rec/G	Avg/C	Avg/G
2020	5/0	1	4	0	4	0.2	4.0	0.8
<b>Total</b>	<b>5/0</b>	<b>1</b>	<b>4</b>	<b>0</b>	<b>4</b>	<b>0.2</b>	<b>4.0</b>	<b>0.8</b>

**Rushing Stats**

Year	GP/GS	Att	Yds	TD	Long	AVG/A	AVG/G
2020	5/0	5	31	0	15	6.2	6.2
<b>Total</b>	<b>5/0</b>	<b>5</b>	<b>31</b>	<b>0</b>	<b>15</b>	<b>6.2</b>	<b>6.2</b>

**Game-by-Game Stats**

Date	Opponent	Rushing			Receiving			Kick Returns			
		Att	Yds	TD	Rec	Yds	TD	Att	Yds	TD	
9/5/2020	Arkansas State	0	0	0	1	4	0	4	1	0	0
10/3/2020	at SMU	2	2	0	3	0	0	0	0	0	0
10/17/2020	UCF	2	24	0	15	0	0	0	0	0	0
10/24/2020	Temple	1	5	0	5	0	0	0	0	0	0
10/31/2020	at Cincinnati	0	0	0	0	0	0	0	0	0	0



**CADE MASHBURN**  
**R-JUNIOR • LINEBACKER**  
**2L • 6-2 • 220**  
**NORMAN, OKLA.**  
**NORMAN NORTH HS**  
**MAJOR: MARKETING MANAGEMENT**

**Career**

Member of the team for three seasons ... Saw first season of on-field action in 2018 after redshirting in 2017 ... Has seen action in 10 games ... Has three total tackles (2 solo) ... Has two years of eligibility remaining.

**Honors (Academic/Athletic)**

2017-18, 2018-19, 2019-20 American Athletic Conference All-Academic Team ... Dean's List for the 2017 fall semester ... Tiger 3.0 Club for the 2017 fall, 2018 fall and 2020 spring semesters.

**Career Highs**

Tackles ..... 2, vs UConn, Oct. 6, 2018


**Defensive Stats**

Year	GP/GS	Solo	Ast	Tot	TFL-Yds	Sacks-Yds	Int	PD	FF	FR	Blk
2018	6/0	2	1	3	0-0	0-0	0	0	0	0	0
2019	2/0	0	0	0	0-0	0-0	0	0	0	0	0
2020	2/0	0	0	0	0-0	0-0	0	0	0	0	0
<b>Total</b>	<b>10/0</b>	<b>2</b>	<b>1</b>	<b>3</b>	<b>0-0</b>	<b>0-0</b>	<b>0</b>	<b>0</b>	<b>0</b>	<b>0</b>	<b>0</b>

**Game-by-Game Stats**

Date	Opponent	Tackles				Sacks	Fumble	Int	Pass	Blkd	
		Solo	Ast	Tot	TFL	Yds	FF	FR	Yds	Kick	Saf
9/1/2018	Mercer	0	0	0	0	0	0	0	0	0	0
9/8/2018	at Navy	Did Not Play									
9/14/2018	Georgia State	0	0	0	0	0	0	0	0	0	0
9/22/2018	South Alabama	Did Not Play									

9/28/2018	at Tulane	Did Not Play									
10/6/2018	UConn	2	1	3	1.0	8	1.0	8	1	0	0
10/13/2018	UCF	Did Not Play									
10/20/2018	at Missouri	0	0	0	0	0	0	0	0	0	0
11/3/2018	at ECU	Did Not Play									
11/10/2018	Tulsa	1	0	1	0	0	0	0	0	0	0
11/15/2018	at SMU	Did Not Play									
11/23/2018	Houston	Did Not Play									
12/1/2018	at UCF	0	0	0	0	0	0	0	0	0	0
12/22/2018	vs Wake Forest	0	0	0	0	0	0	0	0	0	0
8/31/2019	Ole Miss	Did Not Play									
9/7/2019	Southern	0	0	0	0	0	0	0	0	0	0
9/14/2019	at S. Alabama	Did Not Play									
9/26/2019	Navy	0	0	0	0	0	0	0	0	0	0
10/5/2019	at ULM	Did Not Play									
10/12/2019	at Temple	Did Not Play									
10/18/2019	Tulane	Did Not Play									
10/26/2019	at Tulsa	Did Not Play									
11/2/2019	SMU	Did Not Play									
11/16/2019	at Houston	Did Not Play									
11/23/2019	at USF	Did Not Play									
11/29/2019	Cincinnati	Did Not Play									
12/7/2019	Cincinnati	Did Not Play									
12/28/2019	vs Penn State	Did Not Play									
9/5/2020	Arkansas State	0	0	0	0	0	0	0	0	0	0
10/3/2020	at SMU	Did Not Play									
10/17/2020	UCF	Did Not Play									
10/24/2020	Temple	0	0	0	0	0	0	0	0	0	0
10/31/2020	at Cincinnati	Did Not Play									



**COLE MASHBURN**  
**R-FRESHMAN • DEFENSIVE END**  
**1L • 6-3 • 245**  
**NORMAN, OKLA.**  
**NORMAN NORTH HS**  
**MAJOR: HEALTH STUDIES**

**Career**

Enrolled in the University in January of 2019 ... Has played in nine career games ... Has logged 12 total tackles (six solo) and has a fumble recovery ... Has four years of eligibility remaining.

**Honors (Academic/Athletic)**

2019-20 American Athletic Conference All-Academic Team ... Dean's List for the 2019 fall semester ... Tiger 3.0 Club for the 2019 fall and 2020 spring semesters.

**Career Highs**


Tackles ..... 5, at Cincinnati, Oct. 31, 2020  
 Tackles for Loss ..... 1, vs Temple, Oct. 248, 2020  
 Fumble Recoveries ..... 1, vs Arkansas State, Sept. 5, 2020  
 Quarterback Hurries ..... 1, vs Southern, Sept. 7, 2019

**Defensive Stats**

Year	GP/GS	Solo	Ast	Tot	TFL-Yds	Sacks-Yds	Int	PD	FF	FR	Blk
2019	4/0	2	0	2	0-0	0-0	0	0	0	0	0
2020	5/2	4	6	10	1.5-2	0-0	0	0	0	1	0
<b>Total</b>	<b>9/2</b>	<b>6</b>	<b>6</b>	<b>12</b>	<b>1.5-2</b>	<b>0-0</b>	<b>0</b>	<b>0</b>	<b>0</b>	<b>1</b>	<b>0</b>

**Game-by-Game Stats**

Date	Opponent	Tackles				Sacks	Fumble	Int	Pass	Blkd	
		Solo	Ast	Tot	TFL	Yds	FF	FR	Yds	Kick	Saf
8/31/2019	Ole Miss	1	0	1	0	0	0	0	0	0	0
9/7/2019	Southern	1	0	1	0	0	0	0	0	1	0
9/14/2019	at S. Alabama	0	0	0	0	0	0	0	0	0	0
9/26/2019	Navy	0	0	0	0	0	0	0	0	0	0
10/5/2019	at ULM	Did Not Play									
10/12/2019	at Temple	Did Not Play									
10/18/2019	Tulane	Did Not Play									
10/26/2019	at Tulsa	Did Not Play									
11/2/2019	SMU	Did Not Play									
11/16/2019	at Houston	Did Not Play									
11/23/2019	at USF	Did Not Play									
11/29/2019	Cincinnati	Did Not Play									
12/7/2019	Cincinnati	Did Not Play									
12/28/2019	vs Penn State	Did Not Play									
9/5/2020	Arkansas State	1	1	2	0	0	0	1	0	0	0
10/3/2020	at SMU	0	0	0	0	0	0	0	0	0	0
10/17/2020	UCF	0	1	1	0.5	0	0	0	0	0	0
10/24/2020*	Temple	2	0	2	1.0	2	0	0	0	0	0
10/31/2020*	at Cincinnati	1	4	5	0	0	0	0	0	0	0



## KHI MATHIEU

FRESHMAN • WIDE RECEIVER  
 HS • 6-0 • 165  
 NEW ORLEANS, LA.  
 ST. AUGUSTINE HS  
 MAJOR: MARKETING

### Career

Has seen action in two games ... Made collegiate debut against UCF ... Posted 36 catches for 812 yards and eight TDs at St. Augustine High School for head coach Kenneth Dorsey Jr. ... Ranked the No. 37 recruit out of the state of Louisiana by 247sports.com ... Cousin of Kansas City Chiefs' safety Tyrann Mathieu.

### Receiving Stats

Year	GP/GS	Rec	Yds	TD	Long	Rec/G	Avg/C	Avg/G
2020	2/0	1	10	0	10	0.5	10.0	5.0
<b>Total</b>	<b>2/0</b>	<b>1</b>	<b>10</b>	<b>0</b>	<b>10</b>	<b>0.5</b>	<b>10.0</b>	<b>5.0</b>

### Career Highs

Receptions..... 1, at Cincinnati, Oct. 31, 2020  
 Receiving Yards..... 10, at Cincinnati, Oct. 31, 2020  
 Long Reception..... 10, at Cincinnati, Oct. 31, 2020

### Game-by-Game Stats

Date	Opponent	Receiving		
		Rec	Yds	TD Long
9/5/2020	Arkansas State			Did Not Play
10/3/2020	at SMU			Did Not Play
10/17/2020*	UCF	0	0	0 0
10/24/2020*	Temple			Did Not Play
10/31/2020*	at Cincinnati	1	10	0 10



## HAROLD NASH III

R-FRESHMAN • DEFENSIVE BACK  
 SQ • 5-10 • 172  
 WEST BLOOMFIELD, MICH.  
 ST. MARY'S HS/FORK UNION MILITARY  
 MAJOR: ELECTRICAL ENGINEERING

### Career

Has four years of eligibility remaining after redshirting freshman season.

### Honors (Academic/Athletic)

2019-20 American Athletic Conference All-Academic Team ... Dean's List for the 2019 fall semester ... Tiger 3.0 Club for the 2019 fall and 2020 spring semesters.

### Career Highs


Tackles ..... 1, vs Arkansas State, Sept. 5, 2020

### Defensive Stats

Year	GP/GS	Solo	Ast	Tot	TFL-Yds	Sacks-Yds	Int	PD	FF	FR	Blk
2020	3/0	1	0	1	0-0	0-0	0	0	0	0	0
<b>Total</b>	<b>3/0</b>	<b>1</b>	<b>0</b>	<b>1</b>	<b>0-0</b>	<b>0-0</b>	<b>0</b>	<b>0</b>	<b>0</b>	<b>0</b>	<b>0</b>

### Game-by-Game Stats

Date	Opponent	Tackles				Sacks	Fumble	Int	Pass	Blkd
		Solo	Ast	Tot	TFL					
9/5/2020	Arkansas State	1	0	1	0	0	0	0	0	0
10/3/2020	at SMU									
10/17/2020	UCF									
10/24/2020	Temple	0	0	0	0	0	0	0	0	0
10/31/2020	at Cincinnati	0	0	0	0	0	0	0	0	0



## TREYSEN NEAL

JUNIOR • LONG SNAPPER  
 2L • 5-9 • 219  
 LAKE ST. LOUIS, MO.  
 WENTZVILLE LIBERTY HS  
 MAJOR: HEALTH STUDIES

### Career

Has played in 28 games, seeing action primarily as the squad's long snapper ... Has two solo tackles ... Has two years of eligibility remaining.

### Honors (Academic/Athletic)


2018-19, 2019-20 American Athletic Conference All-Academic Team ... Dean's List for 2019 spring, 2019 fall and 2020 spring semesters ... Tiger 3.0 Club for 2018 fall, 2019 spring, 2019 fall and 2020 spring semesters.

### Game-by-Game Snaps

Year	GP/GS	PATs	FGs	Punts
2018	14/0	79	20	46
2019	14/0	66	25	34
2020	3/0	12	6	0
<b>Total</b>	<b>28/0</b>	<b>157</b>	<b>51</b>	<b>80</b>

### Snaps Game-by-Game

Date	Opponent	PATs	FGs	Punts
9/1/2018	Mercer	9/9	1/1	2
9/8/2018	at Navy	3/3	0/0	5
9/14/2018	Georgia State	8/8	1/1	0
9/22/2018	South Alabama	7/7	1/2	0
9/28/2018	at Tulane	3/3	1/1	0
10/6/2018	UConn	7/8	0/1	1
10/13/2018	UCF	3/3	3/3	5
10/20/2018	at Missouri	3/4	2/2	2
11/3/2018	at ECU	8/8	1/1	5
11/10/2018	Tulsa	5/6	2/2	4
11/16/2018	at SMU	4/4	0/1	4
11/23/2018	Houston	7/7	1/1	5
12/1/2018	at UCF	5/5	2/3	5
12/22/2018	vs Wake Forest	4/4	0/1	8
8/31/2019	Ole Miss	1/2	0/0	6
9/7/2019	Southern	7/7	2/2	1
9/14/2019	at S. Alabama	4/4	2/2	2
9/26/2019	Navy	5/5	0/1	4
10/5/2019	at ULM	5/5	1/1	3
10/12/2019	at Temple	4/4	0/0	1
10/19/2019	Tulane	5/5	2/2	3
10/26/2019	at Tulsa	6/6	0/1	3
11/2/2019	SMU	6/6	4/4	2
11/16/2019	at Houston	6/6	1/1	1
11/23/2019	at USF	7/7	0/0	2
11/29/2019	Cincinnati	4/4	2/2	3
12/7/2019	Cincinnati	2/2	3/3	0
12/28/2019	vs Penn State	3/3	6/6	3
9/5/2020	Arkansas State		Did Not Play	
10/3/2020	at SMU	3/3	2/2	0
10/17/2020	UCF	4/4	0/0	0
10/24/2020	Temple	5/5	2/4	0
10/31/2020	at Cincinnati	1/1	1/1	0



## DEVONTE NELSON

FRESHMAN • DEFENSIVE BACK  
 HS • 5-11 • 184  
 MEMPHIS, TENN.  
 MEMPHIS UNIVERSITY SCHOOL  
 MAJOR: FINANCE

### Career


Made collegiate debut in the 2020 season opener against Arkansas State ... Had 81 solo tackles and 21 PBU his final two prep seasons at Memphis University School (MUS) ... Finished his senior campaign with 40 tackles, one field goal block, two interceptions and eight PBU ... Rated a three-star corner by 247sports.com ... Earned 2019 Division 2-AAA West All-Region first team honors ... Played in the 2019 AutoZone Liberty Bowl High School All-Star Game ... Also named to the 2018 Division 2-AAA ... West All-Region first team (DB) ... Has four years of eligibility remaining.

**Defensive Stats**

Year	GP/GS	Solo	Ast	Tot	TFL-Yds	Sacks-Yds	Int	PD	FF	FR	Blk
2020	1/0	0	0	0	0-0	0-0	0	0	0	0	0
<b>Total</b>	<b>1/0</b>	<b>0</b>	<b>0</b>	<b>0</b>	<b>0-0</b>	<b>0-0</b>	<b>0</b>	<b>0</b>	<b>0</b>	<b>0</b>	<b>0</b>

**Game-by-Game Stats**

Date	Opponent	Tackles			Sacks Tot Yds	Fumble			Int Tot Yds	Pass		Blkd	
		Solo	Ast	Tot		FF	FR	Yds		QBH	Brk	Kick	Saf
9/5/2020	Arkansas State	0	0	0	0	0	0	0	0	0	0	0	0
10/3/2020	at SMU												
10/17/2020	UCF												
10/24/2020	Temple												
10/31/2020	at Cincinnati												



**KAYODE OLADELE**

R-SOPHOMORE • DEFENSIVE LINE

1L • 6-5 • 250

MIAMI, FLA.

CHAMPAGNAT CATHOLIC HS

MAJOR: FINANCE

**Career**

Returns for his third season after a redshirt year in 2018 ... Has three years of eligibility remaining.

**Honors (Academic/Athletic)**


2018-19, 2019-20 American Athletic Conference All-Academic Team ... Dean's List for the 2019 fall and 2020 spring semesters ... Tiger 3.0 Club for the 2019 fall and 2020 spring semesters.

**Defensive Stats**

Year	GP/GS	Solo	Ast	Tot	TFL-Yds	Sacks-Yds	Int	PD	FF	FR	Blk
2019	1/0	0	0	0	0-0	0-0	0	0	0	0	0
2020	4/0	0	0	0	0-0	0-0	0	0	0	0	0
<b>Total</b>	<b>5/0</b>	<b>0</b>	<b>0</b>	<b>0</b>	<b>0-0</b>	<b>0-0</b>	<b>0</b>	<b>0</b>	<b>0</b>	<b>0</b>	<b>0</b>

**Game-by-Game Stats**

Date	Opponent	Tackles			Sacks Tot Yds	Fumble			Int Tot Yds	Pass		Blkd	
		Solo	Ast	Tot		FF	FR	Yds		QBH	Brk	Kick	Saf
8/31/2019	Ole Miss												
9/7/2019	Southern												
9/14/2019	at S. Alabama												
9/26/2019	Navy												
10/5/2019	at ULM												
10/12/2019	at Temple												
10/18/2019	Tulane	0	0	0	0	0	0	0	0	0	0	0	0
10/26/2019	at Tulsa												
11/2/2019	SMU												
11/16/2019	at Houston												
11/23/2019	at USF												
11/29/2019	Cincinnati												
12/7/2019	Cincinnati												
12/28/2019	vs Penn State												
9/5/2020	Arkansas State												
10/3/2020	at SMU	0	0	0	0	0	0	0	0	0	0	0	0
10/17/2020	UCF	0	0	0	0	0	0	0	0	0	0	0	0
10/24/2020	Temple	0	0	0	0	0	0	0	0	0	0	0	0
10/31/2020	at Cincinnati	0	0	0	0	0	0	0	0	0	0	0	0



**SYLVONTA OLIVER**

JUNIOR • DEFENSIVE BACK

TR • 5-10 • 175

COMO, MISS.

NORTH PANOLA HS/ITAWAMBA CC

MAJOR: SPORT AND LEISURE MANAGEMENT

**Career**

Joined Memphis from Itawamba Community College ... Started in his Memphis debut against Arkansas State ... Tallied seven tackles, an interception and a PBU against Arkansas State ... Has two years of eligibility remaining.

**Career Highs**

Tackles ..... 7, vs Arkansas State, Sept. 5, 2020  
 Interceptions ..... 1, vs Arkansas State, Sept. 5, 2020  
 Pass Breakups ..... 2, vs Temple, Oct. 24, 2020

**Defensive Stats**

Year	GP/GS	Solo	Ast	Tot	TFL-Yds	Sacks-Yds	Int	PD	FF	FR	Blk
2020	5/1	12	4	16	0-0	0-0	1	4	0	0	0
<b>Total</b>	<b>5/1</b>	<b>12</b>	<b>4</b>	<b>16</b>	<b>0-0</b>	<b>0-0</b>	<b>1</b>	<b>4</b>	<b>0</b>	<b>0</b>	<b>0</b>

**Game-by-Game Stats**

Date	Opponent	Tackles			Sacks Tot Yds	Fumble			Int Tot Yds	Pass		Blkd	
		Solo	Ast	Tot		FF	FR	Yds		QBH	Brk	Kick	Saf
9/5/2020	Arkansas State	7	0	7	0	0	0	0	1	0	1	0	0
10/3/2020	at SMU	2	0	2	0	0	0	0	0	0	0	0	0
10/17/2020	UCF	0	0	0	0	0	0	0	0	0	0	0	0
10/24/2020	Temple	1	1	2	0	0	0	0	0	0	2	0	0
10/31/2020	at Cincinnati	2	3	5	0	0	0	0	0	0	0	0	0



**MANUEL ORONA-LOPEZ**

R-SENIOR • OFFENSIVE LINE

2L • 6-3 • 291

PHOENIX, ARIZ.

BROWNE HS/GLENDALE CC

MAJOR: INTERDISCIPLINARY STUDIES

**Career**

Returns for his third year ... Moved to center after spending the 2018 and 2019 seasons at right guard ... Has played in 20 games with 17 starts ... Has seen action on 974 snaps ... Has one year of eligibility remaining.

**Honors (Academic/Athletic)**

2018-19 American Athletic Conference All-Academic Team ... Tiger 3.0 Club for 2018 fall and 2019 spring semesters.

**Career Highs**

Offensive Plays ..... 86, 2x, last vs Arkansas State, Sept. 5, 2020


**Offensive Line**

Year	GP/GS	Plays/Total team plays
2018	3/0	23/1028
2019	14/14	865/992
2020	5/5	---
<b>Total</b>	<b>22/19</b>	<b>---</b>

**Game-by-Game**

Date	Opponent	Position - Plays
9/1/2018	Mercer	Did Not Play
9/8/2018	at Navy	Did Not Play
9/14/2018	Georgia State	Right Guard - 6/62
9/22/2018	South Alabama	Did Not Play
9/28/2018	at Tulane	Did Not Play
10/6/2018	UConn	Right Guard - 11/59
10/13/2018	UCF	Did Not Play
10/20/2018	at Missouri	Did Not Play
11/3/2018	at ECU	Did Not Play
11/10/2018	Tulsa	Right Guard - 7/78
11/16/2018	at SMU	Did Not Play
11/23/2018	Houston	Did Not Play
12/1/2018	at UCF	Did Not Play
12/22/2018	vs Wake Forest	Did Not Play

8/31/2019*	Ole Miss	Right Guard - 77/82
9/7/2019*	Southern	Right Guard/Center - 59/70
9/14/2019*	at S. Alabama	Right Guard - 35/67
9/26/2019*	Navy	Right Guard - 43/43
10/5/2019*	at ULM	Right Guard - 60/60
10/12/2019*	at Temple	Right Guard - 70/77
10/19/2019*	Tulane	Right Guard - 54/66
10/26/2019*	at Tulsa	Right Guard - 40/59
11/2/2019*	SMU	Right Guard - 67/76
11/16/2019*	at Houston	Right Guard/Center - 72/75
11/23/2019*	at USF	Right Guard - 60/89
11/29/2019*	Cincinnati	Right Guard - 60/66
12/7/2019*	Cincinnati	Right Guard - 82/88
12/28/2019*	vs Penn State	Right Guard - 86/86
9/5/2020*	Arkansas State	Center - 86/86
10/3/2020*	at SMU	Center
10/17/2020*	UCF	Center
10/24/2020*	Temple	Center
10/31/2020*	at Cincinnati	Center



## RODNEY OWENS

R-JUNIOR • DEFENSIVE BACK  
1L • 6-0 • 180

NASHVILLE, TENN.

ENSWORTH HS/LOUISVILLE/IOWA WESTERN CC

MAJOR: PROFESSIONAL STUDIES

### Career

Made first start in the 2020 season opener against Arkansas State ... Logged a career-high 12 tackles against UCF (Oct. 17, 2020) ... Recorded two interceptions against Temple (Oct. 24, 2020) ... Has two years of eligibility remaining after transferring to Memphis after the 2018 season.

### Honors (Academic/Athletic)

2019-20 American Athletic Conference All-Academic Team ... Dean's List for the 2019 fall semester ... Tiger 3.0 List for the 2019 fall semester.

### Career Highs

Tackles ..... 12, vs UCF, Oct. 17, 2020  
Sacks ..... 1, at USF, Nov. 23, 2019  
Tackles for Loss ..... 1, 2x, last vs UCF, Oct. 17, 2020  
Pass Breakups ..... 1, 3x, last vs Temple, Oct. 24, 2020  
Forced Fumbles ..... 1, vs UCF, Oct. 17, 2020  
Interceptions ..... 2, vs Temple, Oct. 24, 2020

### Defensive Stats

Year	GP/GS	Solo	Ast	Tot	TFL-Yds	Sacks-Yds	Int	PD	FF	FR	Blk
2019	12/0	2	1	3	1-9	1-9	0	0	0	0	0
2020	5/5	24	9	33	1-2	0-0	2	5	1	0	0
<b>Total</b>	<b>17/5</b>	<b>26</b>	<b>10</b>	<b>36</b>	<b>2.0-11</b>	<b>1.0-9</b>	<b>2</b>	<b>5</b>	<b>1</b>	<b>0</b>	<b>0</b>

### Game-by-Game Stats

Date	Opponent	Tackles					Sacks	Fumble			Int	Pass	Blkd
		Solo	Ast	Tot	TFL	Yds		Tot Yds	FF	FR			
8/31/2019	Ole Miss	Did Not Play											
9/7/2019	Southern	0	0	0	0	0	0	0	0	0	0	0	0
9/14/2019	at S. Alabama	Did Not Play											
9/26/2019	Navy	0	0	0	0	0	0	0	0	0	0	0	0
10/5/2019	at ULM	1	0	1	0	0	0	0	0	0	0	0	0
10/12/2019	at Temple	0	0	0	0	0	0	0	0	0	0	0	0
10/18/2019	Tulane	0	0	0	0	0	0	0	0	0	0	0	0
10/26/2019	at Tulsa	0	0	0	0	0	0	0	0	0	0	0	0
11/2/2019	SMU	0	0	0	0	0	0	0	0	0	0	0	0
11/16/2019	at Houston	0	0	0	0	0	0	0	0	0	0	0	0
11/23/2019	at USF	1	1	2	1.0	9	1.0	9	0	0	0	0	0
11/29/2019	Cincinnati	0	0	0	0	0	0	0	0	0	0	0	0
12/7/2019	Cincinnati	0	0	0	0	0	0	0	0	0	0	0	0
12/28/2019	vs Penn State	0	0	0	0	0	0	0	0	0	0	0	0
9/5/2020*	Arkansas State	5	0	5	0	0	0	0	0	0	0	1	0
10/3/2020*	at SMU	4	0	4	0	0	0	0	0	0	0	1	0
10/17/2020*	UCF	10	2	12	1.0	2	0	1	0	0	0	0	0
10/24/2020*	Temple	3	2	5	0	0	0	0	0	2	-8	1	0
10/31/2020*	at Cincinnati	2	5	7	0	0	0	0	0	0	0	0	0



## DYLAN PARHAM

R-JUNIOR • OFFENSIVE LINE

2L • 6-3 • 285

CARROLLTON, GA.

CARROLLTON HS

MAJOR: EXERCISE SCIENCE

### Career

Member of the team for two seasons ... Saw first season of on-field action in 2018 after redshirting in 2017 ... Moved to the offensive line after being recruited as a tight end ... Moved to right guard ahead of the 2020 season ... Has started all 33 games in the past three seasons ... Has two years of eligibility remaining.

### Honors (Academic/Athletic)

2017-18, 2018-19 American Athletic Conference All-Academic Team ... Dean's List for the 2018 fall semester ... Tiger 3.0 Club for 2017 fall, 2018 spring, 2018 fall and 2019 spring semesters.

### Career Highs

Offensive Plays.....92 vs Houston, Nov. 23, 2018

### Offensive Line

Year	GP/GS	Plays/Total team plays
2018	14/14	972/1028
2019	14/14	832/992
2020	5/5	---
<b>Total</b>	<b>33/33</b>	<b>---</b>

### Game-by-Game

Date	Opponent	Position - Plays
9/1/2018*	Mercer	Left Guard - 53/86
9/8/2018*	at Navy	Left Guard - 49/49
9/14/2018*	Georgia State	Left Guard - 55/62
9/22/2018*	South Alabama	Left Guard - 76/76
9/28/2018*	at Tulane	Left Guard - 51/51
10/6/2018*	UConn	Left Guard - 50/59
10/13/2018*	UCF	Left Guard - 81/81
10/20/2018*	at Missouri	Left Guard - 81/81
11/3/2018*	at ECU	Left Guard - 82/82
11/10/2018*	Tulsa	Left Guard - 71/78
11/16/2018*	at SMU	Left Guard - 74/74
11/23/2018*	Houston	Left Guard - 92/92
12/1/2018*	at UCF	Left Guard - 75/75
12/22/2018*	vs Wake Forest	Left Guard - 82/82
8/31/2019*	Ole Miss	Left Guard - 82/82
9/7/2019*	Southern	Left Guard - 59/70
9/14/2019*	at S. Alabama	Left Guard - 53/67
9/26/2019*	Navy	Left Guard - 43/43
10/5/2019*	at ULM	Left Guard - 14/60
10/12/2019*	at Temple	Left Guard - 77/77
10/19/2019*	Tulane	Left Guard - 56/66
10/26/2019*	at Tulsa	Left Guard - 59/59
11/2/2019*	SMU	Left Guard - 44/76
11/16/2019*	at Houston	Left Guard - 60/75
11/23/2019*	at USF	Left Guard - 62/89
11/29/2019*	Cincinnati	Left Guard - 66/66
12/7/2019*	Cincinnati	Left Guard - 88/88
12/28/2019*	vs Penn State	Left Guard - 86/86
9/5/2020*	Arkansas State	Right Tackle - 86/86
10/3/2020*	at SMU	Right Tackle
10/17/2020*	UCF	Right Tackle
10/24/2020*	Temple	Right Tackle
10/31/2020*	at Cincinnati	Right Tackle



9/22/2018	South Alabama	0	0	0	0	0	0	0	0	0	0	0	0	0	0	0	0	0	0	0	0	0
9/28/2018	at Tulane	1	0	1	0	0	0	0	0	0	0	0	0	0	0	0	0	0	0	0	0	0
10/6/2018	UConn	1	0	1	0	0	0	0	0	0	0	0	0	0	0	0	0	0	0	0	0	0
10/13/2018	UCF	0	0	0	0	0	0	0	0	0	0	0	0	0	0	0	0	0	0	0	0	0
10/20/2018	at Missouri	0	0	0	0	0	0	0	0	0	0	0	0	0	0	0	0	0	0	0	0	0
11/3/2018	at ECU	0	1	1	0	0	0	0	0	0	0	0	0	0	0	0	0	0	0	0	0	0
11/10/2018	Tulsa	0	0	0	0	0	0	0	0	0	0	0	0	0	0	0	0	0	0	0	0	0
11/15/2018	at SMU																					
11/23/2018	Houston																					
12/1/2018	at UCF																					
12/22/2018	vs Wake Forest																					
8/31/2019*	Ole Miss	2	0	2	0	0	0	0	0	0	0	0	0	0	0	0	0	0	0	0	0	0
9/7/2019*	Southern	0	0	0	0	0	0	0	0	0	0	0	0	0	0	0	0	0	0	0	0	0
9/14/2019*	at S. Alabama	1	2	3	0	0	0	0	0	0	0	0	0	0	0	0	0	0	0	0	0	0
9/26/2019*	Navy	6	0	6	0	0	0	0	0	0	0	0	0	0	0	0	0	0	0	0	0	0
10/5/2019*	at ULM	1	3	4	0.5	1	0	0	0	0	0	0	0	0	0	0	0	0	0	0	0	0
10/12/2019*	at Temple	6	1	7	1.0	2	0	0	0	0	0	0	0	0	0	0	0	0	0	0	0	0
10/18/2019*	Tulane	5	0	5	0	0	0	0	0	0	0	1	8	0	0	0	0	0	0	0	0	0
10/26/2019	at Tulsa	1	4	5	0	0	0	0	0	0	0	0	0	0	0	0	0	0	0	0	0	0
11/2/2019	SMU	2	1	3	0	0	0	0	0	0	0	0	0	0	0	0	0	0	0	0	0	0
11/16/2019*	at Houston	2	1	3	2.0	16	2.0	16	1	0	0	0	0	0	0	0	0	0	0	0	0	0
11/23/2019*	at USF	0	0	0	0	0	0	0	0	0	0	0	0	0	0	0	0	0	0	0	0	0
11/29/2019	Cincinnati	1	1	2	0	0	0	0	0	0	0	0	0	0	0	0	0	0	0	0	0	0
12/7/2019	Cincinnati	0	1	1	0	0	0	0	0	0	0	0	0	0	0	0	0	0	0	0	0	0
12/28/2019	vs Penn State	0	1	1	0	0	0	0	0	0	0	0	0	0	0	0	0	0	0	0	0	0
9/5/2020	Arkansas State																					
10/3/2020*	at SMU	5	0	5	1.0	2	0	0	0	0	0	0	0	0	0	0	0	0	0	0	0	0
10/17/2020*	UCF	4	1	5	1.0	2	1.0	2	0	0	0	0	1	0	0	0	0	0	0	0	0	0
10/24/2020*	Temple	1	1	2	0	0	0	0	0	0	0	0	0	0	0	0	0	0	0	0	0	0
10/31/2020*	at Cincinnati	4	3	7	0	0	0	0	0	0	0	0	0	0	0	0	0	0	0	0	0	0



**KAJUAN ROBINSON**  
**FRESHMAN • DEFENSIVE LINE**  
**HS • 6-2 • 300**  
**BRYANT, ARK.**  
**BRYANT HS**  
**MAJOR: UNDECLARED**

**Career**

Made Memphis debut in the 2020 season opener against Arkansas State ... Has four years of eligibility remaining ... Helped Bryant to its first-ever Class 7A state championship under coach Buck James ... 6A/7A defensive player of the year ... Named to the Arkansas Sports Media Football Super Team after his senior season ... Named 2018 first team all-Arkansas Gazette and first team all-Tri-Lakes ... Had 55 total tackles, including 19 for loss, to go with nine sacks and two forced fumbles ... Also named a USA Today High School Sports all-defensive first team honoree ... Named the Farm Bureau Insurance Award 7A/6A defensive player of the year.

**Career Highs**


Tackles ..... 1, 2x last vs Temple, Oct. 24, 2020  
 Tackles For Loss ..... 0.5, vs UCF, Oct. 17, 2020

**Defensive Stats**

Year	GP/GS	Solo	Ast	Tot	TFL-Yds	Sacks-Yds	Int	PD	FF	FR	Blk
2020	5/0	0	2	2	0.5-1	0-0	0	0	0	0	0
<b>Total</b>	<b>5/0</b>	<b>0</b>	<b>2</b>	<b>2</b>	<b>0.5-1</b>	<b>0-0</b>	<b>0</b>	<b>0</b>	<b>0</b>	<b>0</b>	<b>0</b>

**Game-by-Game Stats**

Date	Opponent	Tackles				Sacks	Fumble			Int	Pass	Blkd
		Solo	Ast	Tot	TFL		FF	FR	Yds			
9/5/2020	Arkansas State	0	0	0	0	0	0	0	0	0	0	0
10/3/2020	at SMU	0	0	0	0	0	0	0	0	0	0	0
10/17/2020	UCF	0	1	1	0.5	1	0	0	0	0	0	0
10/24/2020	Temple	0	1	1	0	0	0	0	0	0	0	0
10/31/2020	at Cincinnati	0	0	0	0	0	0	0	0	0	0	0



**GABRIEL ROGERS**  
**R-JUNIOR • DEFENSIVE BACK**  
**1L • 6-0 • 190**  
**JACKSON, MISS.**  
**CALLAWAY HS/JONES COUNTY JC**  
**MAJOR: PHYSICAL EDUCATION**

**Career**

Transferred from Jones County ... Has played in four games before redshirting in 2019 ... Had one of Memphis' three kickoff return touchdowns in 2019 ... Has two years of eligibility remaining.

**Honors (Academic/Athletic)**

Tiger 3.0 Club for the 2019 fall semester.

**Defensive Stats**

Year	GP/GS	Solo	Ast	Tot	TFL-Yds	Sacks-Yds	Int	PD	FF	FR	Blk
2019	4/0	0	0	0	0.0-0	0.0-0	0	0	0	0	0
2020	5/0	2	0	2	0-0	0-0	0	0	0	0	0
<b>Total</b>	<b>9/0</b>	<b>2</b>	<b>0</b>	<b>2</b>	<b>0-0</b>	<b>0-0</b>	<b>0</b>	<b>0</b>	<b>0</b>	<b>0</b>	<b>0</b>

**Kick Return Stats**

Year	GP/GS	Att	Yds	TD	Long	Avg/R	Avg/G
2019	4/0	1	99	1	99	99.0	24.8
2020	5/0	4	65	0	24	16.3	13.0
<b>Total</b>	<b>9/0</b>	<b>5</b>	<b>164</b>	<b>1</b>	<b>99</b>	<b>32.8</b>	<b>18.2</b>

**Defensive Game-by-Game Stats**

Date	Opponent	Tackles				Sacks	Fumble			Int	Pass	Blkd
		Solo	Ast	Tot	TFL		FF	FR	Yds			
9/5/2020	Arkansas State	0	0	0	0	0	0	0	0	0	0	0
10/3/2020	at SMU	1	0	1	0	0	0	0	0	0	0	0
10/17/2020	UCF	0	0	0	0	0	0	0	0	0	0	0
10/24/2020	Temple	0	0	0	0	0	0	0	0	0	0	0
10/31/2020	at Cincinnati	1	0	1	0	0	0	0	0	0	0	0

**Kick Return Game-by-Game Stats**

Date	Opponent	Kick Return			
		Att	Yds	TD	Long
8/31/2019	Ole Miss	0	0	0	0
9/7/2019	Southern	0	0	0	0
9/14/2019	at S. Alabama	0	0	0	0
9/26/2019	Navy	1	99	1	99
10/5/2019	at ULM				
10/12/2019	at Temple				
10/18/2019	Tulane				
10/26/2019	at Tulsa				
11/2/2019	SMU				
11/16/2019	at Houston				
11/23/2019	at USF				
11/29/2019	Cincinnati				
12/7/2019	Cincinnati				
12/28/2019	vs Penn State				
9/5/2020	Arkansas State	1	24	0	24
10/3/2020	at SMU	3	41	0	19
10/17/2020	UCF	0	0	0	0
10/24/2020	Temple	0	0	0	0
10/31/2020	at Cincinnati	0	0	0	0







## TIMOTHY TAYLOR

R-JUNIOR • RUNNING BACK  
2L • 5-10 • 213  
MEMPHIS, TENN.  
EAST HS

MAJOR: SPORT AND LEISURE MANAGEMENT

### Career

Member of the team for three seasons ... Saw first season of on-field action in 2018 after redshirting in 2017 ... Has played in 14 games ... Has 28 rushes for 111 yards ... Has a long rush of 17 yards ... Has also added four receptions for 31 yards ... Has two years of eligibility remaining.

### Career Highs

Receptions ..... 2, vs Arkansas State, Sept. 5, 2020  
Receiving Yards ..... 18, vs Arkansas State, Sept. 5, 2020  
Long Reception ..... 13, vs Arkansas State, Sept. 5, 2020  
Rushes ..... 5, 2x, last vs Southern, Sept. 7, 2019  
Rushing Yards ..... 27, vs UConn, Oct. 6, 2018  
Long Rush ..... 17, vs UConn, Oct. 6, 2018

### Receiving Stats

Year	GP/GS	Att	Yds	TD	Long	Rec/G	Avg/C	Avg/G
2018	5/0	0	0	0	0	0.0	0.0	0.0
2019	5/0	2	13	0	10	0.4	6.5	2.6
2020	4/0	2	18	0	13	0.5	9.0	4.5
<b>Total</b>	<b>14/0</b>	<b>4</b>	<b>31</b>	<b>0</b>	<b>13</b>	<b>0.3</b>	<b>7.8</b>	<b>2.2</b>

### Rushing Stats

Year	GP/GS	Att	Yds	TD	Long	AVG/A	AVG/G
2018	5/0	14	62	0	17	4.4	12.4
2019	5/0	11	30	0	9	2.7	6.0
2020	4/0	3	19	0	15	6.3	4.8
<b>Total</b>	<b>14/0</b>	<b>28</b>	<b>111</b>	<b>0</b>	<b>17</b>	<b>4.0</b>	<b>7.9</b>

### Game-by-Game Stats

Date	Opponent	Rushing				Receiving			
		Att	Yds	TD	Long	Rec	Yds	TD	Long
9/1/2018	Mercer	5	13	0	7	0	0	0	0
9/8/2018	at Navy				Did Not Play				
9/14/2018	Georgia State	3	12	0	6	0	0	0	0
9/22/2018	South Alabama				Did Not Play				
9/28/2018	at Tulane	0	0	0	0	0	0	0	0
10/6/2018	UConn	4	27	0	17	0	0	0	0
10/13/2018	UCF				Did Not Play				
10/20/2018	at Missouri				Did Not Play				
11/3/2018	at ECU				Did Not Play				
11/10/2018	Tulsa	2	10	0	8	0	0	0	0
11/16/2018	at SMU				Did Not Play				
11/23/2018	Houston				Did Not Play				
12/1/2018	at UCF				Did Not Play				
12/22/2018	vs Wake Forest				Did Not Play				
8/31/2019	Ole Miss				Did Not Play				
9/7/2019	Southern	5	18	0	9	1	10	0	10
9/14/2019	at South Alabama	2	8	0	5	1	3	0	3
9/26/2019	Navy				Did Not Play				
10/5/2019	at ULM				Did Not Play				
10/12/2019	at Temple	0	0	0	0	0	0	0	0
10/18/2019	Tulane	2	2	0	4	0	0	0	0
10/26/2019	at Tulsa				Did Not Play				
11/2/2019	SMU				Did Not Play				
11/16/2019	at Houston				Did Not Play				
11/23/2019	at USF	2	2	0	3	0	0	0	0
11/29/2019	Cincinnati				Did Not Play				
12/7/2019	Cincinnati				Did Not Play				
12/28/2019	vs Penn State				Did Not Play				
9/5/2020	Arkansas State	1	3	0	3	2	18	0	13
10/3/2020	at SMU	0	0	0	0	0	0	0	0
10/17/2020	UCF				Did Not Play				
10/24/2020	Temple	1	15	0	15	0	0	0	0
10/31/2020	at Cincinnati	1	1	0	1	0	0	0	0



## BRANDON THOMAS

FRESHMAN • RUNNING BACK  
HS • 5-11 • 200  
NORTH LITTLE ROCK, ARK.  
NORTH LITTLE ROCK HS

MAJOR: ECONOMICS

### Career

Has played in two games in freshman campaign ... Made collegiate debut against UCF ... Capped his prep career with 4,812 rushing yards and a 9.2 yards per carry average ... Finalist for Arkansas Mr. Football ... Three-star back and No. 12 recruit out of the state of Arkansas by 247Sports.com composite rankings.

### Career Highs

Rushes ..... 2, at Cincinnati, Oct. 31, 2020  
Rushing Yards ..... 8, at Cincinnati, Oct. 31, 2020  
Long Rush ..... 5, at Cincinnati, Oct. 31, 2020

### Rushing Stats

Year	GP/GS	Att	Yds	TD	Long	AVG/A	AVG/G
2020	2/0	2	8	0	5	4.0	4.0
<b>Total</b>	<b>2/0</b>	<b>2</b>	<b>8</b>	<b>0</b>	<b>5</b>	<b>4.0</b>	<b>4.0</b>

### Game-by-Game Stats

Date	Opponent	Rushing		
		Att	Yds	TD
9/5/2020	Arkansas State			
10/3/2020	at SMU			
10/17/2020	UCF	0	0	0
10/24/2020	Temple			
10/31/2020	at Cincinnati	2	8	0



## BRIAN THOMAS JR.

R-JUNIOR • OFFENSIVE LINE  
1L • 6-4 • 310  
BATON ROUGE, LA.

SCOTLANDVILLE HS/HUTCHINSON CC  
MAJOR: INTERDISCIPLINARY STUDIES

### Career

A transfer from Hutchinson (Kansas) Community College ... Made Memphis debut against Southern and earned first start against Penn State in the Cotton Bowl.

### Honors (Academic/Athletic)

Tiger 3.0 Club for the 2019 fall and 2020 spring semesters.

### Career Highs


Offensive Plays ..... 86, vs Penn State, Dec. 28, 2019

### Offensive Line

Year	GP/GS	Plays/Total team plays
2019	3/1	100/992
<b>Total</b>	<b>3/1</b>	<b>100/992</b>

### Game-by-Game

8/31/2019	Ole Miss	Did Not Play
9/7/2019	Southern	Special Teams
9/14/2019	at S. Alabama	Left Tackle - 14/67
9/26/2019	Navy	Did Not Play
10/5/2019	at ULM	Did Not Play
10/12/2019	at Temple	Did Not Play
10/19/2019	Tulane	Did Not Play
10/26/2019	at Tulsa	Did Not Play
11/2/2019	SMU	Did Not Play
11/16/2019	at Houston	Did Not Play
11/23/2019	at USF	Did Not Play
11/29/2019	Cincinnati	Did Not Play
12/7/2019	Cincinnati	Did Not Play
12/28/2019*	vs Penn State	Left Tackle - 86/86
9/5/2020	Arkansas State	Did Not Play
10/3/2020	at SMU	Did Not Play
10/17/2020	UCF	Did Not Play
10/24/2020	Temple	Did Not Play
10/31/2020	at Cincinnati	Did Not Play



# TAHJ WASHINGTON

R-FRESHMAN • WIDE RECEIVER  
 1L • 5-11 • 175  
 MARSHALL, TEXAS  
 MARSHALL HS  
 MAJOR: ACCOUNTING

**Career**

Has 362 receiving yards and one touchdown in nine games played ... Collected his first collegiate touchdown at SMU (Oct. 3, 2020) ... Turned in a career day with 131 yards on seven receptions against UCF (Oct. 17, 2020) ... Posted a career-long reception of 92 yards at Cincinnati (Oct. 31, 2020) ... Has four years of eligibility remaining.

**Honors (Academic/Athletic)**

2019-20 American Athletic Conference All-Academic Team ... Tiger 3.0 Club for the 2019 fall semester.

**Career Highs**

Touchdowns ..... 1, 2x, last at Cincinnati, Oct. 31, 2020  
 Receptions ..... 7, vs UCF, Oct. 17, 2020  
 Receiving Yards ..... 131, vs UCF, Oct. 17, 2020  
 Long Reception ..... 92, at Cincinnati, Oct. 31, 2020  
 Rushes ..... 1, vs Temple, Oct. 24, 2020  
 Rushing Yards ..... 3, vs Temple, Oct. 24, 2020  
 Long Rush ..... 3, vs Temple, Oct. 24, 2020

**Receiving Stats**

Year	GP/GS	Rec	Yds	TD	Long	Rec/G	Avg/C	Avg/G
2019	4/0	3	32	0	26	0.8	10.7	8.0
2020	5/4	17	330	4	92	3.4	19.4	66.0
<b>Total</b>	<b>9/4</b>	<b>20</b>	<b>362</b>	<b>4</b>	<b>92</b>	<b>2.2</b>	<b>18.1</b>	<b>40.2</b>

**Rushing Stats**


Year	GP/GS	Att	Yds	TD	Long	Avg/A	Avg/G
2019	4/0	0	0	0	0	0.0	0.0
2020	5/4	1	3	0	3	3.0	0.6
<b>Total</b>	<b>9/4</b>	<b>1</b>	<b>3</b>	<b>0</b>	<b>3</b>	<b>3.0</b>	<b>0.3</b>

**Kick Return Stats**

Year	GP/GS	Att	Yds	TD	Long	Avg/R	Avg/G
2019	4/0	0	0	0	0	0.0	0.0
2020	5/4	3	59	0	23	19.7	11.8
<b>Total</b>	<b>9/4</b>	<b>3</b>	<b>59</b>	<b>0</b>	<b>23</b>	<b>19.7</b>	<b>6.6</b>

**Game-by-Game Stats**

Date	Opponent	Rushing				Receiving				Kick Return			
		Att	Yds	TD	Long	Rec	Yds	TD	Long	Att	Yds	TD	Long
8/31/2019	Ole Miss					Did Not Play							
9/7/2019	Southern	0	0	0	0	1	3	0	3	0	0	0	0
9/14/2019	at S. Alabama					Did Not Play							
9/26/2019	Navy					Did Not Play							
10/5/2019	at ULM					Did Not Play							
10/12/2019	at Temple					Did Not Play							
10/18/2019	Tulane					Did Not Play							
10/26/2019	at Tulsa					Did Not Play							
11/2/2019	SMU					Did Not Play							
11/16/2019	at Houston	0	0	0	0	1	26	0	26	0	0	0	0
11/23/2019	at USF	0	0	0	0	1	3	0	3	0	0	0	0
11/29/2019	Cincinnati					Did Not Play							
12/7/2019	Cincinnati					Did Not Play							
12/28/2019	vs Penn State	0	0	0	0	0	0	0	0	0	0	0	0
9/5/2020	Arkansas State	0	0	0	0	1	7	0	7	0	0	0	0
10/3/2020*	at SMU	0	0	0	0	2	11	1	6	0	0	0	0
10/17/2020*	UCF	0	0	0	0	7	131	0	52	0	0	0	0
10/24/2020*	Temple	1	3	0	3	5	77	2	30	2	36	0	23
10/31/2020*	at Cincinnati	0	0	0	0	2	104	1	92	1	23	0	23



# KYLAN WATKINS

R-JUNIOR • RUNNING BACK  
 1L • 5-11 • 170  
 MEMPHIS, TENN.  
 WHITEHAVEN HS/UT MARTIN  
 MAJOR: COMMUNICATION

**Career**

Has played in 16 games ... Has 565 rushing yards on 110 carries and four rushing TD ... Also has 16 receptions for 133 yards and two receiving TDs ... Began collegiate career at UT Martin ... Transferred to Memphis prior to 2018 season.

**Honors (Academic/Athletic)**

2018-19, 2019-20 American Athletic Conference All-Academic Team ... Tiger 3.0 Club for the 2019 fall semester.

**Career Highs**

Rushes ..... 14, vs Arkansas State, Sept. 5, 2020  
 Rush Yards ..... 113, at South Alabama, Sept. 14, 2019  
 Long Rush ..... 72, at South Alabama, Sept. 14, 2019  
 Rushing Touchdowns ..... 1, 4x, last vs Temple, Oct. 24, 2020  
 Receptions ..... 4, vs UCF, Oct. 17, 2020  
 Receiving Yards ..... 50, vs UCF, Oct. 17, 2020  
 Long Reception ..... 24, at ULM, Oct. 5, 2019  
 Receiving Touchdowns ..... 1, 2x, last vs UCF, Oct. 17, 2020

**Receiving Stats**

Year	GP/GS	Att	Yds	TD	Long	Rec/G	Avg/C	Avg/G
2019	11/0	5	40	1	24	0.5	8.0	3.6
2020	5/1	11	93	1	23	2.2	8.5	18.6
<b>Total</b>	<b>16/1</b>	<b>16</b>	<b>133</b>	<b>2</b>	<b>24</b>	<b>1.0</b>	<b>8.3</b>	<b>8.3</b>

**Rushing Stats**

Year	GP/GS	Att	Yds	TD	Long	AVG/A	AVG/G
2019	11/0	62	325	3	72	5.2	29.5
2020	5/1	48	240	1	44	5.0	48.0
<b>Total</b>	<b>16/1</b>	<b>110</b>	<b>565</b>	<b>4</b>	<b>72</b>	<b>5.1</b>	<b>35.3</b>

**Game-by-Game Stats**

Date	Opponent	Rushing				Receiving			
		Att	Yds	TD	Long	Rec	Yds	TD	Long
8/31/2019	Ole Miss	0	0	0	0	0	0	0	0
9/7/2019	Southern	10	35	1	9	1	2	0	2
9/14/2019	at South Alabama	11	113	0	72	1	18	1	18
9/26/2019	Navy	3	18	0	16	0	0	0	0
10/5/2019	at ULM	10	48	1	14	2	26	0	24
10/12/2019	at Temple	4	27	1	23	0	0	0	0
10/19/2019	Tulane	7	14	0	8	0	0	0	0
10/26/2019	at Tulsa	2	10	0	5	1	-6	0	0
11/2/2019	SMU	5	10	0	8	0	0	0	0
11/16/2019	at Houston	8	39	0	18	0	0	0	0
11/23/2019	at USF	2	11	0	6	0	0	0	0
11/29/2019	Cincinnati					Did Not Play			
12/7/2019	Cincinnati					Did Not Play			
12/28/2019	vs Penn State					Did Not Play			
9/5/2020*	Arkansas State	14	52	0	16	2	13	0	7
10/3/2020*	at SMU	10	68	0	44	2	4	0	2
10/17/2020*	UCF	10	64	0	30	4	50	1	22
10/24/2020*	Temple	9	45	1	15	0	0	0	0
10/31/2020*	at Cincinnati	5	11	0	6	3	26	0	23



# MARQUAVIUS WEAVER

R-JUNIOR • RUNNING BACK  
 2L • 5-10 • 211  
 BARTLETT, TENN.  
 BARTLETT HS  
 MAJOR: FINANCE

**Career**

Member of the team for three seasons ... Saw first season of on-field action in 2018 after redshirting in 2017 ... Has seen action in 17 games ... Has 21 carries for 100 yards ... Has a long rush of 32 yards ... Has two years of eligibility remaining.

**Honors (Academic/Athletic)**

2017-18, 2019-20 American Athletic Conference All-Academic Team ... Dean's List for the 2018 spring semester ... Tiger 3.0 Club for the 2018 spring, 2019 spring and 2020 spring semesters.

**Career Highs**

Rushes ..... 5, at SMU, Oct. 3, 2020  
 Rushing Yards ..... 32, vs Georgia State, Sept, 14, 2018  
 Long Rush ..... 32, vs Georgia State, Sept, 14, 2018  
 Receptions ..... 1, vs Temple, Oct. 24, 2020  
 Receiving Yards ..... 8, vs Temple, Oct. 24, 2020  
 Long Reception ..... 8, vs Temple, Oct. 24, 2020

**Receiving Stats**


Year	GP/GS	Att	Yds	TD	Long	Rec/G	Avg/C	Avg/G
2018	5/0	0	0	0	0	0.0	0.0	0.0
2019	8/0	0	0	0	0	0.0	0.0	0.0
2020	5/0	1	8	0	8	0.2	8.0	1.6
<b>Total</b>	<b>18/0</b>	<b>1</b>	<b>8</b>	<b>0</b>	<b>8</b>	<b>0.1</b>	<b>8.0</b>	<b>0.4</b>

**Rushing Stats**

Year	GP/GS	Att	Yds	TD	Long	Avg/A	Avg/G
2018	5/0	8	48	0	32	6.0	9.6
2019	8/0	5	21	0	8	4.2	2.6
2020	5/0	8	31	0	12	3.9	6.2
<b>Total</b>	<b>18/0</b>	<b>21</b>	<b>100</b>	<b>0</b>	<b>32</b>	<b>4.8</b>	<b>5.6</b>

**Game-by-Game Stats**

Date	Opponent	Rushing				Receiving			
		Att	Yds	TD	Long	Rec	Yds	TD	Long
9/1/2018	Mercer	4	14	0	7	0	0	0	0
9/8/2018	at Navy	Did Not Play							
9/14/2018	Georgia State	1	32	0	32	0	0	0	0
9/22/2018	South Alabama	Did Not Play							
9/28/2018	at Tulane	Did Not Play							
10/6/2018	UConn	2	5	0	5	0	0	0	0
10/13/2018	UCF	Did Not Play							
10/20/2018	at Missouri	Did Not Play							
11/3/2018	at ECU	0	0	0	0	0	0	0	0
11/10/2018	Tulsa	1	-3	0	0	0	0	0	0
11/15/2018	at SMU	Did Not Play							
11/23/2018	Houston	Did Not Play							
12/1/2018	at UCF	Did Not Play							
12/22/2018	vs Wake Forest	Did Not Play							
8/31/2019	Ole Miss	Did Not Play							
9/7/2019	Southern	2	6	0	5	0	0	0	0
9/14/2019	at S. Alabama	1	2	0	2	0	0	0	0
9/26/2019	Navy	0	0	0	0	0	0	0	0
10/5/2019	at ULM	0	0	0	0	0	0	0	0
10/12/2019	at Temple	Did Not Play							
10/18/2019	Tulane	0	0	0	0	0	0	0	0
10/26/2019	at Tulsa	Did Not Play							
11/2/2019	SMU	Did Not Play							
11/16/2019	at Houston	0	0	0	0	0	0	0	0
11/23/2019	at USF	2	13	0	8	0	0	0	0
11/29/2019	Cincinnati	0	0	0	0	0	0	0	0
12/7/2019	Cincinnati	Did Not Play							
12/28/2019	vs Penn State	Did Not Play							
9/5/2020	Arkansas State	0	0	0	0	0	0	0	0
10/3/2020	at SMU	5	30	0	12	0	0	0	0
10/17/2020	UCF	1	-3	0	0	0	0	0	0
10/24/2020	Temple	2	4	0	2	1	8	0	8
10/31/2020	at Cincinnati	0	0	0	0	0	0	0	0



# BRADY WHITE

R-SENIOR • QUARTERBACK  
 2L • 6-3 • 210  
 SANTA CLARITA, CALIF.  
 HART HS/ARIZONA STATE  
 DOCTORAL STUDENT: LIBERAL STUDIES

- Athlon Sports Preseason Third Team All-Conference (2020)
- Davey O'Brien Award Watch List (2020)
- Manning Award Watch List (2020, 2019)
- Maxwell Award Watch List (2020)
- Wuerffel Trophy Watch List (2020)
- All-AAC Second Team (2019)
- Johnny Unitas Golden Arm Top 5 Finalist (2019)
- Manning Award Finalist (2019)
- Davey O'Brien Award Semifinalist (2019)
- Johnny Unitas Golden Arm Award Watch List (2020, 2019, 2018)
- Touchdown Club of Columbus' Players to Watch (2019)
- CoSIDA Academic All-District (2019)

**Career**

Grad transfer who was eligible immediately for the 2018 season ... Has one year of eligibility remaining ... Transferred to Memphis from Arizona State in January 2018 ... Graduated from Arizona State with a bachelor's degree in business in December of 2017 ... Completed his master's degree at the University of Memphis and is pursuing a doctorate degree ... Has 9,001 yards on 640-of-1012 passing with 77 TDs ... Ranks second in program history for career passing yards ... Has a long pass of 92 yards ... Has 11 300-yard passing performances and two 400-yard efforts ... Has 23 multi-TD passing games, including seven game with four-plus passing TDs ... For his FBS career (Arizona State/Memphis), has 9,260 yards on 79 TDs.

**Honors (Academic/Athletic)**

2019 Johnny United Golden Arm Award Finalist ... 2019 Manning Award Finalist ... 2019 All-AAC Second Team ... 2018-19, 2019-20 American Athletic Conference All-Academic Team ... 2019 CoSIDA Academic All-District ... Dean's List student for 2018 fall and 2019 spring semesters ... Tiger 3.0 Club for 2018 fall, 2019 spring and spring 2020 semesters ... 2016 Pac-12 Conference All-Academic first team (QB).

**Career Highs**

Pass Completions ..... 34, vs UCF, Oct. 17, 2020  
 Pass Attempts ..... 51, vs Penn State, Dec. 28, 2019  
 Passing Yards ..... 486, vs UCF, Oct. 17, 2020  
 Passing Touchdowns ..... 6, vs UCF, Oct. 17, 2020  
 Longest Passing Play ..... 92, at Cincinnati, Oct. 31, 2020  
 Rushing Yards ..... 39, vs Arkansas State, Sept. 5, 2020  
 Rushing Touchdowns ..... 1, 6x, last vs UCF, Oct. 17, 2020  
 Longest Rush ..... 18, vs vs Arkansas State, Sept. 5, 2020  
 Total Touchdowns ..... 7, vs UCF, Oct. 17, 2020

**Passing Stats**

Year	GP/GS	Cmp	Att	Int	Yds	TD	Long	%	Avg/P	Avg/G
2018	14/14	246	392	9	3296	26	75	.63	8.4	235.4
2019	14/14	269	420	11	4014	33	73	.64	9.6	286.7
2020	5/5	125	200	4	1691	18	92	.63	8.5	338.2
<b>Total</b>	<b>33/33</b>	<b>640</b>	<b>1012</b>	<b>24</b>	<b>9001</b>	<b>77</b>	<b>92</b>	<b>.63</b>	<b>8.9</b>	<b>272.8</b>

**Receiving Stats**


Year	GP/GS	Att	Yds	TD	Long	Rec/G	Avg/C	Avg/G
2018	14/14	1	-12	0	0	0.1	-12.0	-0.9
2019	14/14	1	25	0	25	0.1	25.0	1.8
2020	5/5	0	0	0	0	0.0	0.0	0.0
<b>Total</b>	<b>33/33</b>	<b>2</b>	<b>13</b>	<b>0</b>	<b>25</b>	<b>0.1</b>	<b>6.5</b>	<b>0.4</b>

**Rushing Stats**

Year	GP/GS	Att	Yds	TD	Long	AVG/A	AVG/G
2018	14/14	53	-43	1	12	-0.8	-3.1
2019	14/14	61	-71	4	14	-1.2	-5.1
2020	4/4	32	45	1	18	1.4	9.0
<b>Total</b>	<b>33/33</b>	<b>146</b>	<b>-69</b>	<b>6</b>	<b>18</b>	<b>-0.5</b>	<b>-2.1</b>

Game-by-Game Stats

Table with columns: Date, Opponent, Cmp, Att, Int, % Passing, Yds, TD, Long, Att, Yds, TD, Long Rushing, Rec, Yds, TD, Long Receiving. Lists game-by-game stats for Adam Williams.



ADAM WILLIAMS
R-JUNIOR • PUNTER
2L • 6-5 • 243
LEBANON, TENN.
WILSON CENTRAL HS
MAJOR: SPORT AND LEISURE MANAGEMENT

• Ray Guy Award watch list (2020)

Career

Member of the team for three seasons ... Saw first season of on-field action in 2018 after redshirting in 2017 ... Has 115 punts for a 43.7 average (5,030 total yards) ... Has a long punt of 77 yards ... Has 41 punts inside the 20, 33 fair-catches and 23 of more than 50 yards ... Has two kickoffs for a 52.5 average (105 total yards) ... Has one solo tackle ... Has two years of eligibility remaining.

Career Highs

Table with Career Highs: Punt Yards (360 vs Wake Forest), Longest Punt (77 at ULM), Punts Inside the 20 (3, 3x last vs Arkansas State), Single Game Average (54.67 at ULM).

Punting Stats

Table with columns: Year, GP/GS, Att, Yds, Long, Avg, TB, FC, I20, 50+, BLK. Shows punting performance from 2018 to 2020.

Kickoff Stats

Table with columns: Year, GP/GS, Att, Yds, Avg, TB, OB. Shows kickoff performance from 2018 to 2020.



MAURICE WHITE

JUNIOR • DEFENSIVE LINE

TR • 6-5 • 290

DETROIT, MICH.

MARTIN LUTHER KING HS/ELLSWORTH CC/EAST MISS. CC

MAJOR: INTERDISCIPLINARY STUDIES

Career

Joined Memphis from East Mississippi Community College ... Made Memphis debut in the 2020 season opener against Arkansas State ... Rated a three-star defensive lineman ... A one-year letterwinner at East Mississippi Community College under coach Buddy Stephens ... Logged 22 tackles in sophomore season at EMCC.

Career Highs

Table with Career Highs: Tackles (1 vs Temple), Pass Breakups (1 vs Arkansas State).

Defensive Stats

Table with columns: Year, GP/GS, Solo, Ast, Tot, TFL-Yds, Sacks-Yds, Int, PD, FF, FR, Blk. Shows defensive performance from 2020.

Game-by-Game Stats

Table with columns: Date, Opponent, Solo, Ast, Tot, TFL, Yds, Sacks, Fumble, Int, Pass, Bldk, Kick, Saf. Lists game-by-game defensive stats for Maurice White.

Game-by-Game Stats

Table with columns: Date, Opponent, Att, Yds, Avg, Long, TB, FC, I20, 50+, Blk, Att, Yds, OB, TB. Lists game-by-game punting stats for Adam Williams.



# KAMERON WILSON

R-SOPHOMORE • TIGHT END

1L • 6-7 • 232

BESSEMER, ALA.

HUEYTOWN HS

MAJOR: EXERCISE SCIENCE

**Career**

Returns for his third year after a redshirt season in 2018 ... Has eight catches for 57 yards and three touchdowns ... Has three years of eligibility remaining.

**Career Highs**

Receptions.....3, vs UCF, Oct. 17, 2020  
 Receiving Yards..... 23, at SMU, Oct. 3, 2020  
 Receiving Touchdowns .....1, 3x, last vs UCF, Oct. 17, 2020

**Receiving Stats**

Year	GP/GS	Rec	Yds	TD	Long	Rec/G	Avg/C	Avg/G
2019	13/3	4	21	2	7	0.3	5.3	1.6
2020	5/1	5	50	1	23	1.0	10.0	10.0
<b>Total</b>	<b>18/4</b>	<b>9</b>	<b>71</b>	<b>3</b>	<b>23</b>	<b>0.5</b>	<b>7.9</b>	<b>3.9</b>

**Game-by-Game Stats**

Date	Opponent	Receiving			
		Rec	Yds	TD	Long
8/31/2019	Ole Miss	0	0	0	0
9/7/2019	Southern	0	0	0	0
9/14/2019	at South Alabama	1	6	0	6
9/26/2019	Navy	<i>Did Not Play</i>			
10/5/2019	at ULM	1	2	1	2
10/12/2019	at Temple	0	0	0	0
10/18/2019	Tulane	0	0	0	0
10/26/2019	at Tulsa	0	0	0	0
11/2/2019	SMU	0	0	0	0
11/16/2019	at Houston	1	6	1	6
11/23/2019	at USF	0	0	0	0
11/29/2019*	Cincinnati	0	0	0	0
12/7/2019*	Cincinnati	0	0	0	0
12/28/2019*	vs Penn State	1	7	0	7
9/5/2020	Arkansas State	0	0	0	0
10/3/2020	at SMU	1	23	0	23
10/17/2020	UCF	3	13	1	6
10/24/2020*	Temple	0	0	0	0
10/31/2020	at Cincinnati	1	14	0	14