



@USFFOOTBALL

NOV. 2, 2020

UNIVERSITY OF SOUTH FLORIDA BULLS FOOTBALL

TAMPA, FLORIDA

24TH SEASON • 15 WINNING SEASONS • 10 BOWL GAMES • 6 BOWL VICTORIES • 30 NFL DRAFT PICKS • 14 ALL-AMERICA SELECTIONS • REACHED NO. 2 RANKING IN 2007

2020 USF GAME NOTES

GAME 7 • @MEMPHIS

USF DRIVE STARTERS

- USF coming of a bye week looks to end 5-game skid and post its first road win in just over a year. Bulls look to get offense going against Memphis defense ranked 101 out of 103 giving up 556 ypg. Evans emerging as playmaker at cornerback, back-to-back games with an interception. Ford 2nd in conference in all-purposes yards, 17th nationally in kickoff returns. 18 first-time USF starters in six games. Freshman Dollison coming of team leading 6 catches for 54 yards in last outing. First-year head coaches Scott and Silverfield are good friends who talk regularly. Jeff Scott, 39, is the youngest coach in The American and the Bulls staff - average age 36.4 - is one of the

USF STATISTICAL LEADERS

RUSHING: Ford: 55 carries, 285 yards, 3 TD, 5.2 ypc
PASSING: McCloud: 757 yds, 4 TD, 2 INT, 62%
RECEIVING: Odoms-Dukes: 16 rec., 196 yds, 2 TD
SCORING: Ford: 4 TD, 24 points
TACKLES: Antonio Grier (LB): 40
TFL: Antonio Grier (LB): 4.0
SACKS: Antonio Grier (LB): 3.0
INT: Mekhi LaPointe & Daquan Evans: 2
USF CAPTAINS: Game-by-Game

USF RADIO NETWORK

FLAGSHIP: 95.3 FM/620 AM WDAE (TAMPA)
IHEART RADIO (DIGITAL) - BULLS UNLIMITED
Jim Louk, play-by-play Sam Barrington, analyst
Joey Johnston, sideline
PREGAME SHOW (2 HRS PRIOR TO KICK)
Jim Lighthall, Jay Recher & Darek Sharp
USF FOOTBALL RADIO SHOW
Mondays, 6-7 p.m. on 95.3 WDAE and Bulls Unlimited

FIND US ON SOCIAL MEDIA

Twitter: @USFFOOTBALL, @Coach_JeffScott
Instagram: USFFOOTBALL
Facebook: facebook.com/SouthFloridaFootball
#GoBulls; #HornsUp; #US2F

USF ATHLETIC COMMUNICATIONS

4202 E. Fowler Ave., ATH 100, Tampa, FL 33620
OFFICE: 813-974-2125 WEB: GoUSFBulls.com
Brian Siegrist, Associate AD for Communications
O: (813) 974-4086 | C: (813)-293-3897 | siegrist@usf.edu
Jay D'Abramo Asst. Director of Communications
O: (813) 974-7099 | C: 813-210-7333 | Jdabramo@usf.edu

USF (1-5; 0-4 American) at Memphis (3-2; 2-2 American)

Saturday, Nov. 7 • 12:00 P.M. • Memphis, Tenn. • Liberty Bowl Memorial Stadium (61,008)

SURFACE: Astro Turf
TV: ESPN+: Lincoln Rose (p-by-p) & LaDarrin McLane (analyst)
AUDIO: 95.3/620 WDAE
AUDIO STREAM: iHeartRadio - Bulls Unlimited
SERIES: Memphis leads, 6-4
IN TAMPA: Memphis leads, 4-1
IN MEMPHIS: Tied, 2-2, last, W, 49-42, in 2016
LAST: Memphis won, 49-10, in Tampa in 2019
ROAD GAMES: USF is 53-68 all-time, lost last 5
USF VS. AAC: 29-31, lost last seven



USF

RANKINGS (CFP/AP/COACHES):-/-
HEAD COACH: Jeff Scott (Clemson, '03)
RECORD AT USF:1-5
CAREER RECORD: Same



MEMPHIS

RANKINGS (CFP/AP/COACHES):-/-
HEAD COACH: Ryan Silverfield (Hampden-Sydney '03)
RECORD AT MEMPHIS:3-3
CAREER RECORD: Same

@USFFOOTBALL

@COACH_JEFFSCOTT

@USFATHLETICS

#HORNSUP

#GOBULLS

#US2F

2020 SCHEDULE

Table with columns: DATE, OPPONENT, KICK/RESULT, TV/RADIO, NOTABLE. Rows include games against The Citadel, Notre Dame, FAU, Cincinnati, ECU, Temple, Tulsa, Memphis, Houston, Navy, Central Florida, and AAC Championship.

* American Athletic Conference game All games on the 95.3 WDAE (620 AM) and digitally on Bulls Unlimited

BULLS RETURN FROM BYE WEEK, LOOK TO END FIVE-GAME SKID

USF will return to action after a long bye week that gave the Bulls two weekends off following a Friday contest vs. Tulsa on Oct. 23. A trip to Memphis, where USF won 49-42 in its last visit in 2016, will mark the Bulls' fifth road game on the year and the first of back-to-back road games that will complete USF's six road trips on the year.

SCORING & OFFENSE: The winner of the last two meetings has scored at least 42 points, with the average combined point total being 75 points. Memphis has scored at least 42 in each of the last two meetings, falling 49-42 to USF in the Liberty Bowl in 2016. USF enters the game ranked 91st nationally scoring 18 ppg and 87th in total offense (325.5 ypg), while Memphis enters ranked 33rd in scoring (33 ppg) and 11th in total offense (503.2 ypg).

FIRST YEAR COACHES: Both USF head coach Jeff Scott and Memphis head coach Ryan Silverfield are leading a program for the first time and have had to deal with a virtually non-existent spring and remotely communicating with their team during the offseason as they established their team culture.

USF QUICK FACTS

HEAD COACH JEFF SCOTT

Years Coached: _____ 1st at USF
Alma Mater: _____ Clemson, '03; wide receiver
Career Record: _____ 1-5 (1st)
Record at USF: _____ 1-5 (1st)
American Conf. Record: _____ 0-4 (1st)
Career Bowl Record: _____ 1st

USF COACHING STAFF (game location)

Glenn Spencer (**Field**) Defensive Coordinator/LBs
 Charlie Weis Jr. (**Box**) Offensive Coordinator/QBs
 Allen Mogridge (**Field**) Asst. Head Coach/Off. Line
 Daniel Da Prato (**Field**) Special Teams Coord.
 Dai'Quan Bowers (**Field**) Defensive Line
 Xavier Dye (**Field**) Wide Receivers
 Joey King (**Field**) Tight Ends
 Jules Montinar (**Field**) Cornerbacks/Recruiting Coord.
 Wes Neighbors (**Box**) Safeties
 Pat White (**Field**) Running Backs
 Trumann Carroll (**Field**) Strength & Conditioning
Analysts: Will Bahler, Quinshad Davis, Will Gillchrist, Ernie Sims, Brent Stockstill
Graduate Asst.: Quandon Christian, Kalon Davis, Dean Garza, Sawyer Jordan

IN THE PRESS BOX

OFFENSE: Charlie Weis Jr.

DEFENSE: Wes Neighbors

UNIVERSITY QUICK FACTS

Location: Tampa, Fla. **Enrollment:** 50,830
Nickname: Bulls **Colors:** Green & Gold
Conference: American Athletic
President: Dr. Steven C. Currall
Athletic Director: Michael Kelly
Football Office Phone: 813-974-7170

TEAM OVERVIEW

2019 Overall Record: 4-8
2019 American Athletic Record: 2-6
Last Bowl Game: 2018 Gasparilla (Lost)
Starters Returning/Lost: 15/9
Offense: 6/5 **Defense:** 7/4
Special Teams: 2/0
Lettermen Returning/Lost: 44/21
Offense: 19/11 **Defense:** 21/10
Special Teams: 4/0

FOOTBALL HISTORY

First Year: 1997
First Year in FBS: 2000
Record (years): 158-124 (24th season)
FBS Record (years): 138-111 (21st season)
Bowl Appearances/Record: 10 (6-4)
Last Bowl Appearance: 2018 Gasparilla Bowl (L)
First Team All-Americans: 6
First Team All-Conference: 32

STADIUM INFORMATION

Name: Raymond James Stadium
Capacity: 65,857 **Surface:** Tifway Bermuda 419
Record At Ray Jay: 93-49 (.654)

THE PROGRAM

In its 24th season and 21st at the FBS level, USF Football has made 10 bowl appearances, including a string of four straight (2015-18) and every season between 2005-10 (6 straight). USF has won six bowl games and has produced 14 All-America selections, 30 NFL Draft picks and reached the No. 2 ranking in the Associated Press Poll in 2007.

LAST TIME OUT

BULLS FALL TO TULSA IN RAY JAY

USF came up short in its attempt at posting the program's 100th home victory as Tulsa totaled three takeaways in a 42-13 win over the Bulls at Raymond James Stadium on Oct. 23.

- QB Noah Johnson played in his fifth game this season and threw his first touchdown pass as a Bull in the third quarter. Johnson threw for a season-high 150 yards and also set a season high with 18 completions on 27 attempts.
- WR Omarion Dollison reached a new career high in receptions with six for a team-high 54 yards with a long of 22 yards.
- DB Daquan Evans had a 31-yard return on his second interception of the season (third of his career) in the first quarter. Evans has intercepted a pass in consecutive games and had a 56-yard return the previous week at Temple.
- WR Bryce Miller recorded his first touchdown reception of the season (fifth career) with a 4-yard scoring catch in the third quarter. Miller matched his career high in receptions with five for 44 yards.
- LB Andrew Mims had a season-high seven tackles to lead the Bulls. Mims has posted at least six tackles in two games this season.

STORY LINES

■ **Tale of Two Turnovers:** An opportunistic USF defense is among the national leaders having collected 10 turnovers (15th) on the year. Meanwhile, the Bulls offense has committed 13 in the last four games and USF stands 97th nationally with 13 turnovers lost.

■ **Backfield Pressure:** The USF defense has struggled to create sacks or tackles for loss, ranking 91st in TFL (4.5 tpg) and 99th in sacks (0.50). Meanwhile, USF allowed 9.5 tackles for loss per game to rank 98th and stands 75th allowing 3.0 sacks per game.

■ **Money Downs:** USF calls third downs "Money Downs" as the opportunity to extend a drive or get the defense off the field. The Bulls have struggled in both aspects, ranking 88th nationally allowing teams to convert 52.6% of third downs and standing 90th converting just 28.8% on offense.

■ **Scott Takes Over:** Named the Bulls' fifth head coach on Dec. 9, 2019, Florida native Jeff Scott takes on his first head coaching job after 12 very successful seasons at Clemson, the last five as co-offensive coordinator that saw the Tigers post a 70-5 record, claim five ACC championships, make five straight College Football Playoff appearances, four CFP Championship game appearances (2015, 2016, 2018 & 2019 seasons) and win national titles in 2016 and 2018.

■ **New Coordinators Have FAU History:** New defensive Coordinator Glenn Spencer and offensive coordinator Charlie Weis Jr. both spent last season at FAU as the Owls went 11-3 and won the Conference USA title. Spencer brings three decades of coaching experience to the Bulls, including seven seasons as defensive coordinator at Oklahoma State. Weis Jr. was the youngest coordinator in FBS football when he took over duties at FAU under Lane Kiffin in 2018 at the age of 24. He is now 27 entering his third season as a coordinator after leading the Owls top 15 rankings in total offense and scoring offense.

■ **Young & Energetic Staff:** At age 39, Jeff Scott is the youngest head coach in The American and the Bulls' coaching staff averages just 36.4 years old as of Sept. 1, making it the youngest in The American and one of the youngest nationally, according to USA Today. Temple is the next closest in The American, averaging nearly a year older. The Bulls have six staff members under 35, nine under 40, and defensive coordinator Glenn Spencer is the oldest at 56, while offensive coordinator Charlie Weis Jr. is the youngest at 27.

■ **Transfer Talent:** Jeff Scott welcomed numerous Division I transfers in his first year with the Bulls and as many as 16 transfers will play significant roles this season and are battling high on the depth chart, including at quarterback, running back, offensive line, wide receiver, defensive back, defensive line and kicker.

■ **QB Competition:** Three quarterbacks split reps throughout fall camp as Jeff Scott looked to determine the Bulls' starting QB from returning 2019 starter Jordan McCloud (now a sophomore), sophomore UNC transfer Cade Fortin and graduate Alcorn State transfer Noah Johnson. Freshman Katravis Marsh joined the competition in September. With NCAA eligibility waivers for this season, whoever emerges as the starter could potentially hold the position for two to four years.

■ **Trio on O-Line Provide Foundation:** Three starters on the offensive line - LT Donovan Jennings, LG Demetris Harris and C Brad Cecil - have started alongside each other for the past two seasons and each bring at least 15 starts into 2019. *The unit did not take the field together until Game 4 of the 2020 season.*

■ **Weis Jr. Among Youngest/Most Successful Coordinators:** 27-year-old Charlie Weis Jr. takes the reins of the USF offense after two seasons in the same role under Lane Kiffin at FAU, where he produced offenses that ranked among the top 20 nationally in scoring and total yardage. His 2019 offense was 14th nationally, scoring 36.4 ppg.

■ **Veteran Spencer Leads Opportunistic Defense:** The old man of the staff at all of 56, Glenn Spencer comes to USF after one season leading the FAU defense, seven leading Oklahoma State's defense (10 overall at OSU) and one leading Charlotte's. His Owls squad improved more than 40 spots in 10 national defensive rankings.

■ **Impact Freshmen:** USF has leaned on several freshman starters in 2020 and many have come up big. Linebacker Mac Harris and safety Chris Townsel both started at Cincinnati and produced interceptions with Harris adding eight tackles and Townsel three. The pair also started vs. ECU. Josh Blanchard and Dustyn Hall have started and played significant minutes on the offensive line. Wide receiver Omarion Dollison has scored on special teams and is among the Bulls leading receivers.





UNITED: THE VLOG

United: The Vlog will follow head coach Jeff Scott and the Bulls inside the program with unique access and features. The Vlog will post on USF Football social channels (Twitter, Facebook and Instagram) on Thursday evenings throughout the season.

OPPONENT PREVIEW: MEMPHIS

Memphis saw its five-game winning streak against Cincinnati snapped on Saturday at Nippert Stadium as the No. 7 Bearcats defeated the Tigers, 49-10. Memphis quarterback Brady White completed 18 of his 35 passes for 316 yards and a touchdown. With a 27-yard pass to running back Rodrigues Clark in the third quarter, White moved into second all-time at Memphis in career passing yards.

- Memphis has won 12 consecutive home games and has not lost at Liberty Bowl Memorial Stadium since falling 31-30 to UCF on Oct. 13, 2018.
- Memphis ranks second in The American and 11th in the NCAA in passing offense with an average of 338.2 yards per game through the air.
- Memphis ranks third in The American and 11th in the NCAA in total offense with 503.2 yards per game.
- Memphis quarterback Brady White ranks fourth in the NCAA in passing touchdowns (18) and fifth in the nation in passing yards per game (338.2 ypg).
- Memphis ranks last in The American (101st nationally) in total defense, allowing 556.8 yards per game. The Tigers stand last in the conference in pass defense (102nd nationally), surrendering 406.4 yards per game through the air.
- Memphis quarterback Brady White needs four more touchdown passes to tie Danny Wimprine as the school's all-time leader with 81 career touchdown passes.
- Sophomore defensive back Quindell Johnson leads Memphis and ranks seventh in The American with an average of 7.6 tackles per game.

LAST TIME: VS. MEMPHIS
L, 49-10, NOV. 23, 2019


Freshman Kelley Joiner Jr. registered his first career 100-yard rushing game as injury-riddled USF dropped a 49-10 decision to No. 18 Memphis in the Bulls' 2019 home finale at Raymond James Stadium. Joiner shined in his first career start in place of injured senior Jordan Cronkrite (Miami), rushing for 115 yards on 13 carries (8.8 ypc) against the red-hot Tigers (10-1, 6-1).

- USF posted multiple takeaways for the sixth time after getting interceptions from KJ Sails and Daquan Evans.
- LB Andrew Mims set a career high with a game-high 13 tackles (11 solo) and recorded the first sack of his career in the third quarter.
- Junior Trent Schneider set a USF single-game record with 464 punting yards on nine attempts (51.6 ypp).
- Memphis led 28-10 at the half and held the Bulls scoreless in the second.
- Memphis ran for 325 yards, including 138 from Kenneth Gainwell and 95 & 3 TD from Patrick Taylor.

SWEET PAD!

Raymond James Stadium is gearing up to host Super Bowl 55 on Feb. 7. It will mark its third Super Bowl and join the hosting of the 2017 CFP Championship game. In recent years, the stadium has undergone major upgrades to enhance its stature among the finest venues in sports:

- The first venue IN THE WORLD to feature Sportsbeam LED Field Lighting, which allows for 2.1 million color combinations and 100s of lighting effects. (2020)
- The addition of 5G network connectivity. (2020)
- \$10.4 million in COVID-19 mitigation, cleaning and sanitization enhancements, including installation of 775 hand sanitizer stations in the stadium and surrounding lots. (2020)
- Nearly \$160 million in upgrades (2018), including: a new 8,000-square-foot, full-service premium sports bar, new East & West Stadium Clubs that include sleek new bars, a club lounge, massive video displays, 162 TVs, and a state-of-the-art audio system, concourse and concession enhancements and locker rooms.
- State of the art, high visibility 9,600-square-foot video displays in both end zones along with the addition of a new 2,300-square-foot video towers in each corner and stadium ribbon board. All together, the video displays cover more than 28,000-square-feet, making Raymond James Stadium the third-largest video displays in the United States.



AMERICAN CONFERENCE

| School | CONF | OVERALL | STREAK |
|---------------|------|---------|--------|
| Cincinnati | 3-0 | 5-0 | W5 |
| Tulsa | 3-0 | 3-1 | W3 |
| SMU | 3-1 | 6-1 | W1 |
| Houston | 2-1 | 2-2 | L1 |
| UCF | 3-2 | 4-2 | W2 |
| Navy | 3-2 | 3-4 | L2 |
| Memphis | 2-2 | 3-2 | L1 |
| Temple | 1-3 | 1-3 | L2 |
| East Carolina | 1-3 | 1-4 | L2 |
| Tulane | 1-4 | 3-4 | W1 |
| USF | 0-4 | 1-5 | L5 |

AMERICAN CONFERENCE SCHEDULE

SATURDAY, NOV. 7

| | | |
|-------------------------|------------|----------------|
| SMU AT TEMPLE | 12:00 P.M. | TV: ESPN+ |
| TULANE AT EAST CAROLINA | 12:00 P.M. | TV: ESPN+ |
| USF AT MEMPHIS | 12:00 P.M. | TV: ESPN+ |
| TULSA AT NAVY | 12:00 P.M. | TV: CBS/SSN |
| HOUSTON AT CINCINNATI | 3:30 P.M. | TV: ESPN/ESPN2 |

OD IMPRESSES

True freshman Omarion Dollison (who signed with Jeff Scott & USF without ever making a visit) is making a big impact in his first season as OD's speed and athleticism have shined.

- In the season opener, he caught a blocked punt for a touchdown, tip-toeing inside the goal line on the rare play.
- He led USF with 6 receptions for 54 yards vs. Tulsa and stands 5th on the team with 13 catches for 202 yards.
- OD's 15.5 yards per catch leads all Bulls receivers with more than one reception on the season.

COLLECTING TURNOVERS

New defensive coordinator Glenn Spencer came to USF with a reputation for defenses that aggressively collect turnovers and the Bulls have followed suit.

- Spencer's 2019 FAU defense led the nation in total takeaways (33), interceptions (22) and turnover margin (+21).
- USF ranks 15th in the nation in turnovers gained with 10. The Bulls have forced five fumbles so far on the year and have recovered three (20th in the nation) and have seven interceptions (---th in the nation) by five different players.
- USF has collected multiple turnovers in three games, including three in the season-opening win vs. The Citadel and four at No. 15 Cincinnati.

ALL THE YOUNG DUDES...

Carry the news (credit, David Bowie), at age 39, Jeff Scott is the youngest head coach in The American and the Bulls coaching staff averages just 36.4 years of age as of Sept. 1, making it the youngest in The American and one of the youngest nationally, according to USA Today.

- The Bulls have six staff members 35 or under, nine under 40, and defensive coordinator Glenn Spencer is the oldest at 56, while offensive coordinator Charlie Weis Jr. is the youngest at 27.
- At age 30, Bulls punter Trent Schneider is older than offensive coordinator Charlie Weis Jr. and the same age as defensive line coach Da'Quan Bowers and safeties coach Wes Neighbors.
- At age 39, head coach Jeff Scott is the third oldest member of the staff, eclipsed only by Spencer (56) and assistant head coach/offensive line coach Allen Mogridge (43).

| Name | Position | Birthday | Age |
|-------------------|----------------------|----------------|-----|
| Charlie Weis, Jr. | Off. Coord./QBs | April 29, 1993 | 27 |
| Da'Quan Bowers | Defensive Line | Feb. 23, 1990 | 30 |
| Wes Neighbors | Safeties | Jan., 17, 1990 | 30 |
| Xavier Dye | Wide Receivers | May 14, 1988 | 32 |
| Pat White | Running Backs | Feb. 25, 1986 | 34 |
| Jules Montinar | Cornerbacks | May 12, 1985 | 35 |
| Joey King | Tight Ends | June 17, 1983 | 37 |
| Trumain Carroll | Strength & Cond. | Oct. 14, 1982 | 37 |
| Daniel Da Prato | Special Teams Coord. | Oct. 2, 1981 | 38 |
| Jeff Scott | Head Coach | Dec. 28, 1980 | 39 |
| Allen Mogridge | Offensive Line | Nov. 9, 1976 | 43 |
| Glenn Spencer | Def. Coord./LBs | May 1, 1964 | 56 |

Memphis

| Rushing | No. | Gain | Loss | Net | TD | Lg | Avg |
|-----------------|-----|------|------|-----|----|----|-------|
| GAINWELL, K | 14 | 132 | 4 | 128 | 0 | 34 | 9.1 |
| TAYLOR, Patrick | 17 | 99 | 4 | 95 | 3 | 21 | 5.6 |
| GIBSON, Antonio | 3 | 31 | 0 | 31 | 1 | 18 | 10.3 |
| ADAIR, Connor | 1 | 22 | 0 | 22 | 1 | 22 | 22.0 |
| CLARK, R. | 5 | 21 | 0 | 21 | 0 | 8 | 4.2 |
| QUINN, M | 4 | 19 | 1 | 18 | 0 | 7 | 4.5 |
| WEAVER, M | 2 | 13 | 0 | 13 | 0 | 8 | 6.5 |
| WATKINS, Kylan | 2 | 11 | 0 | 11 | 0 | 6 | 5.5 |
| AUSTIN III, C | 1 | 7 | 0 | 7 | 0 | 7 | 7.0 |
| WHITE, Brady | 5 | 15 | 11 | 4 | 0 | 5 | 0.8 |
| TAYLOR, Tim | 2 | 3 | 1 | 2 | 0 | 3 | 1.0 |
| SAMUEL, T | 1 | 1 | 0 | 1 | 0 | 1 | 1.0 |
| TEAM | 1 | 0 | 28 | -28 | 0 | 0 | -28.0 |
| Totals | 58 | 374 | 49 | 325 | 5 | 34 | 5.6 |

| Passing | C-A-I | Yds | TD | Long | Sack |
|---------------|---------|-----|----|------|------|
| WHITE, Brady | 18-28-2 | 222 | 2 | 50 | 1 |
| ADAIR, Connor | 1-3-0 | 13 | 0 | 13 | 0 |
| Totals | 19-31-2 | 235 | 2 | 50 | 1 |

| Receiving | No. | Yards | TD | Long |
|-----------------|-----|-------|----|------|
| JONES, K | 6 | 99 | 1 | 50 |
| COXIE, Damonte | 5 | 69 | 1 | 23 |
| GIBSON, Antonio | 4 | 22 | 0 | 13 |
| TAYLOR, Patrick | 1 | 20 | 0 | 20 |
| AUSTIN III, C | 1 | 13 | 0 | 13 |
| GAINWELL, K | 1 | 9 | 0 | 9 |

USF

| Rushing | No. | Gain | Loss | Net | TD | Lg | Avg |
|-----------------|-----|------|------|-----|----|----|------|
| JOINER, Kelley | 13 | 116 | 1 | 115 | 0 | 47 | 8.8 |
| SMALL, Dave | 4 | 14 | 0 | 14 | 1 | 5 | 3.5 |
| EVANS, Jah'Quez | 5 | 10 | 0 | 10 | 0 | 4 | 2.0 |
| SERIKI, Odunayo | 1 | 3 | 0 | 3 | 0 | 3 | 3.0 |
| McCLOUD, Jordan | 6 | 13 | 18 | -5 | 0 | 7 | -0.8 |
| RYGOL, Kirk | 2 | 0 | 11 | -11 | 0 | 0 | -5.5 |
| Totals | 31 | 156 | 30 | 126 | 1 | 47 | 4.1 |

| Passing | C-A-I | Yds | TD | Long | Sack |
|-----------------|--------|-----|----|------|------|
| McCLOUD, Jordan | 5-14-0 | 45 | 0 | 32 | 2 |
| RYGOL, Kirk | 1-4-0 | -1 | 0 | 0 | 2 |
| EVANS, Jah'Quez | 0-1-0 | 0 | 0 | 0 | 0 |
| Totals | 6-19-0 | 44 | 0 | 32 | 4 |

| Receiving | No. | Yards | TD | Long |
|----------------|-----|-------|----|------|
| McDoom, Eddie | 2 | 40 | 0 | 32 |
| ST. FELIX, R | 2 | 9 | 0 | 6 |
| JOINER, Kelley | 1 | -1 | 0 | 0 |
| WILCOX, Mitch | 1 | -4 | 0 | 0 |

#US2F: Coined by Jeff Scott upon his introduction as the fifth USF head coach on Dec. 9, 2019, United Start 2 Finish (#US2F) has become the hashtag and mantra for the football program and entire USF community calling on the entire thriving Bay area community to join the stampede to elevate the Bulls' athletic programs and university.



I FIRMLY BELIEVE THAT
IF WE COME TOGETHER
AND CREATE GREAT UNITY
THIS WILL BE THE START
OF THE BEST DECADE IN
UNIVERSITY OF
SOUTH FLORIDA
FOOTBALL
HISTORY!

FASTEST TO 150 WINS

With a victory over ECU in 2018, USF became the fastest Florida FBS program to reach 150 wins.

STATE OF FLORIDA FBS PROGRAMS

School..... Game Reached.....

150th Win/Games

USF 4th game of 2018150/255 (.588)
Florida..... 1st game of 1937150/258 (.581)
Miami..... 5th game of 1955150/267 (.562)
Florida St. 10th game of 1975150/292 (.513)
UCF 9th game of 2005150/294 (.510)
FAU & FIU had not reached 150 wins

BULLS POST BEST 4-YEAR WIN TOTAL

USF posted the program's best-ever win total (36) over four seasons from 2015-18. The Bulls surpassed the previous program record in the 44th game of the four-year period, surpassing the 34 wins (34-18; 65.0%) posted from 2006-09 in a span of 52 games.

MOST WINS & BEST RECORD OVER 3 SEASONS

Record.....Period .. Win %
29-9 2015-17 ...76.3%
28-102016-18 ..77.8%
26-13 2006-08 66.6

MOST WINS & BEST RECORD OVER 4 SEASONS

Record.....Period.....Win % Bowls
36-152015-18.....70.5%4
34-18 2006-09 65.0% 4

MOST WINS IN A SEASON

Record.....Period .. Win %
11-2 2016 .. 84.6%
10-2 2017 ... 83.3%
9-2 2002 ... 81.8%
9-4 2007 ... 69.2%
9-4 2006 ... 69.2%

BULLS FASTEST TO REACH TOP 10

■ In 2007, USF became the fastest program in the modern AP Poll Era to go from inception to a Top 10 national ranking as the Bulls were ranked No. 6 in the Week 5 AP Poll in just the program's 11th season. The Bulls would climb all the way to the No. 2 ranking two weeks late in Week 7 to become the fastest to reach a Top 5 ranking.

■ The Bull have reached a Top 25 ranking in seven seasons, including three straight (2016-18), and have been ranked a total of 49 weeks, including 12 in the top 15.

USF FOOTBALL

Year Started 1997
Seasons Played 24

39 IS FINE

Jeff Scott turned 39 on Dec. 28, 2019, just weeks after accepting the USF job. His former position coach and head coach at Clemson, Dabo Swinney, was also 39 when he ascended to the head coaching job at Clemson, leaving his position as wide receivers coach, which he then tabbed Scott, who was a GA on the staff, to fill. Another notable 39-year-old first time head coach was Jim Leavitt, who left Bill Snyder's staff at Kansas State to begin the USF program as its first head coach in 1996 when he was 39.

THE SWINNEY TREE

Jeff Scott is the first true branch of the Dabo Swinney coaching tree and has followed a remarkably similar path. Swinney has led Clemson since 2008 and Scott was with him during the entire rise of the program to national dominance that saw five straight CFP appearances and two national titles in the final five years of Scott's tenure.

■ **Wide Receivers Coach Tradition:** Dabo Swinney was a walk-on wide receiver at Alabama and was hired by his Alabama position coach, Tommy Bowden, when Bowden got the head coaching job at Clemson. Scott was a three-year letterman wide receiver at Clemson and was coached by Swinney, who promoted him to his first primary FBS coaching position in 2008 to replace Swinney at wide receivers coach after Swinney became the head coach. Scott's first wide receivers coach on his USF staff is Xavier Dye, who played for Scott at Clemson.

HUNTER CONNECTS TAMPA & CLEMSON

Jeff Scott and his wife, Sara, welcomed their first son on Aug. 10, 2020, as he joined sister, Savannah. The couple, who had spent most of the previous two decades in Clemson, S.C., decided to name their son Hunter in honor of stand-out Clemson wide receiver and now NFL receiver Hunter Renfrow, whom Scott coached at Clemson. The name was chosen as a symbolic connection between Clemson and Tampa. As many will remember, Renfrow caught the game-winning pass in the Tigers 2016 CFP National Championship win over Alabama in the corner of the end zone at Raymond James Stadium in Tampa. Scott called the game-winning play as co-offensive coordinator at the time and when he first arrived in Tampa upon being named USF head coach, he visited Raymond James Stadium and reenacted that play in the corner of the end zone.



**#BAYMADE
FOCUSED ON CULTIVATING
HOMEGROWN TALENT**

Jeff Scott has focused USF's recruiting on the state Florida and particularly the Bay area and its seven surrounding counties.

■ USF's priority order for recruiting is: 1) the Bay area (100 mile radius); 2) the state of Florida (10 broken into geographic areas), 3) bordering and nearby states (GA, AL, SC, NC); 4) national.

■ Within a 100-mile radius of Tampa there are 121 high schools. There are close to 100 Division I players recruited nationally from the area annually.

■ Each USF coach is assigned 12 schools in Area (with Wes Neighbors getting 13) as the Bulls build on the benefit of players being able to have their family involved in the program, see them play regularly, go home regularly and play for their city as well as the benefit of building their brand in a thriving metropolitan economic area of over 4 million people and numerous large businesses and professional opportunities.

■ The 2020 Bulls' roster features 31 players from the Bay area, including 11 listed as starters at the top of the depth chart for the opening game.

■ 87 of the players on USF's roster hail from the state of Florida. That represents 81 percent of the roster with Georgia (5 players) being the next closest state in producing current Bulls. The Miami/Ft. Lauderdale area is next closest with 16 Bulls hailing from the area.

■ Among the Bay area standouts on the Bulls' 2020 roster are starting QB Jordan McCloud, wide receivers DeVontres Odoms-Dukes and Bryce Miller, left tackle Donovan Jennings and right guard Michael Wiggs, cornerbacks Mike Hampton and KJ Sails, safeties Mekhi LaPointe and Bentlee Sanders, defensive linemen Darien Grant, Kelvin Pinkney and Blake Green, and placekicker Spencer Shrader.

SOCIAL JUSTICE INITIATIVES: Furthering its commitment to equality, social justice and unity, USF Athletics announced several new initiatives established in coordination with Bulls student-athletes and driven by a desire to continue to bring awareness and focus to the fight against racism and social injustice wherever it may occur.

■ Established an **Inclusive Excellence Committee** with representation from head coaches, staff, and student-athletes and tasked with evaluation, education of the department in the areas of diversity and inclusion, racial justice, LGBTQ+ and more. and cultivating and retaining a diverse and inclusive department.

■ A **Voting Holiday** on Nov. 3 Election Day with all teams and staff calendars cleared and encouraged to participate in the electoral process. Voter education webinars and voter registration efforts for student-athletes and staff will continue through the fall, with one of the first a presentation by the Hillsborough County Supervisor of Elections.

■ All Bulls teams will wear a black "United" patch on their uniforms throughout the 2020-21 season. Additionally, all student-athletes were given the option of receiving an adidas-branded Black Lives Matter shirt to wear in warm-ups if they choose. The football team will also place a "BLM" emblem on the back of its helmets for the season.

■ Student-athletes from each team have also been given the opportunity to write and appear in a team-specific video produced by the department in which they can voice their message in promoting positive change in social justice.

■ Earlier this summer, Bulls student-athletes KJ Sails and Jordan McCloud took active roles in the Tampa community, leading a 400-person unity walk in downtown Tampa and organizing post protest cleanup efforts around the USF campus.



APPROXIMATELY 400 TEAM MEMBERS, USF ATHLETICS COACHES AND STAFF, AND MEMBERS OF THE COMMUNITY TOOK PART IN A UNITY WALK IN SUPPORT OF SOCIAL JUSTICE IN DOWNTOWN TAMPA ORGANIZED AND LED BY BULLS' SENIOR KJ SAILS, A TAMPA NATIVE. JORDAN MCCLOUD AND CURRENT GREEN BAY PACKERS RECEIVER MARQUEZ VALDES-SCANTLING (ALSO A BAY NATIVE) JOINED SAILS AND HEAD COACH JEFF SCOTT IN LEADING THE MARCH THROUGH THE CENTRAL AVENUE NEIGHBORHOOD, A FORMER THRIVING BLACK COMMUNITY IN TAMPA.

FORD FUSION

After seeing playing time in just four games in 2019 and taking a redshirt season, sophomore Johnny Ford has been the Bulls' most explosive and reliable player in 2020.

■ Ford has been the Bulls' leading rusher in three games and leads USF on the year with 285 rushing yards, 3 rushing TD and his 5.2 yards per carry average includes the Bulls' two longest runs of the season – 43 & 42 yards.

■ Leads USF with 731 all-purpose yards (121 ypg). The next nearest Bull is posting 38 ypg.

■ Ford has been very explosive in kickoff returns and currently ranks 17th nationally posting 24.7 yards per return, which includes returns of 70, 46 and 44 yards.

■ Ford's four total touchdowns (1 receiving) and 24 points lead all USF players.

■ He has added 15 catches for 125 yards to rank second on the team in receptions.

■ The 5-5 miami native had a breakout true freshman season in 2018 as he was second on the team with 787 yards and eight touchdowns rushing and his 6.8 ypc ranked 12th nationally. He posted three 100-yard games on the year, including a 164-yard, three TD day on just seven carries vs. UConn in which he set a USF record of 23.7 ypc.

WILLIAMS EMPLOYING SPEED

Tennessee transfer Latrell Williams sat out last season, but is now putting his team-leading 4.27 40 speed to use.

■ The 5-11 junior flashed throughout fall camp, but was slowed by injuries that sidelined him for large chunks of camp and limited his effectiveness in the first three games.

■ He exploded in Game 4 vs. ECU posting career bests with eight receptions and 93 yards, including a 31-yard long, to lead USF. It marked the most productive receiving game by a Bull to that point on the year.

■ A Lake City, Fla. native, Williams played in two games at Tennessee after signing with the Vols as a 4-star recruit after 68 receptions for 1,035 yards and nine touchdowns his senior year.

GRIER GONE WILD

Junior Antonio Grier is picking up right where he left off after a productive sophomore campaign that saw him lead USF with 4 sacks, rank fourth with 8.5 TFL and sixth with 58 tackles with six starts.

■ Grier leads the Bulls in tackles (40), sacks (3) and TFL (4.0) and has twice led the team in tackles (posting 10 vs. ECU and The Citadel).

■ Grier led the defense with 10 tackles, two TFL and a sack vs. ECU (10.10).

■ He was ejected for targeting in the second half of the Temple game and missed the first half of the Tulsa game.

MCCLOUD STAKES CLAIM AS BULLS' TRIGGER MAN

USF played at least three quarterbacks in each of the Bulls' first three games before Jordan McCloud started Game 4 vs. ECU and played nearly the entire contest before giving way on the last possession. With just one spring practice to be able to see his new team, head coach Jeff Scott had an open competition for the starting QB job through fall camp and had targeted Game 4 to settle on a starter.

■ Thus far, sophomore Jordan McCloud has started 5 games and freshman Katravis Marsh one (at Cincinnati).

■ He tied a career high with three TD passes at Temple and led touchdown drives of 95, 72, 49, 46 and 35 yards in the Bulls' highest scoring game to date (a 37-39 loss). He also had three costly fumbles, one returned for a TD.

■ McCloud was very efficient vs. ECU posting career bests with 26 pass completions and 298 yards while completing a career-best 74 percent of his passes. It was by far the best passing outing of any USF QB on the season. McCloud has the three best passing outings for USF on the season.

■ Four QBs have seen key game minutes and completed passes with sophomore Cade Fortin and senior Noah Johnson joining McCloud and Marsh.

■ At No. 15 Cincinnati, USF tied a program record with five interceptions in the game - three from Marsh, two from Mc-

SITUATIONAL RECORDS

Under Scott 2020

| | | |
|-----------------------------------|-----|-----|
| vs. Top-25 opponents (AP/Coaches) | 0-2 | 0-2 |
| vs. Top-10 opponents (AP/Coaches) | 0-1 | 0-1 |
| USF scores first | 0-0 | 0-0 |
| Opponent scores first | 1-5 | 1-5 |
| USF leads after 1st quarter | 1-0 | 1-0 |
| Opponent leads after 1st quarter | 0-5 | 0-5 |
| USF leads at half | 1-1 | 1-1 |
| Tied at half | 0-0 | 0-0 |
| Opponent leads at half | 0-4 | 0-4 |
| USF leads after 3rd quarter | 1-1 | 1-1 |
| Opponent leads after 3rd quarter | 0-4 | 0-4 |
| Tied after 3rd | 0-0 | 0-0 |

USF OFFENSE

| | | |
|----------------------------------|-----|-----|
| SCORING: 17 points or less | 0-3 | 0-3 |
| SCORING: 20 or more points | 1-1 | 1-1 |
| SCORING: 30 or more points | 0-1 | 0-1 |
| SCORING: 40 or more points | 0-0 | 0-0 |
| TOTAL OFFENSE: 400 or more yards | 1-0 | 1-0 |
| TOTAL OFFENSE: 500 or more yards | 0-0 | 0-0 |
| TOTAL OFFENSE: 300 yards or less | 0-2 | 0-2 |
| RUSHING: 200 or more yards | 1-0 | 1-0 |
| RUSHING: 300 or more yards | 1-0 | 1-0 |
| RUSHING ATT: 40 or more | 0-1 | 0-1 |
| PASSING: 200 or more yards | 0-1 | 0-1 |
| PASSING: 300 or more yards | 0-1 | 0-1 |
| PASSING ATT: 25 or more | 1-5 | 1-5 |
| 1st DOWNS: at least 20 | 1-2 | 1-2 |
| 3rd DOWNS: convert 40% or more | 1-0 | 1-0 |
| TURNOVERS: two or less | 1-2 | 1-2 |

USF DEFENSE

| | | |
|----------------------------------|-----|-----|
| SCORING: allow 15 points or less | 1-0 | 1-0 |
| SCORING: allow 20 points or less | 1-0 | 1-0 |
| SCORING: allow 21 points or more | 0-5 | 0-5 |
| TOTAL OFFENSE: 300 yards or less | 1-0 | 1-0 |
| RUSHING: allow 150 yards or less | 0-1 | 0-1 |
| RUSHING: allow 100 yards or less | 0-0 | 0-0 |
| PASSING: allow 150 yards or less | 1-1 | 1-1 |
| PASSING: allow 100 yards or less | 1-0 | 1-0 |
| 1st DOWNS: allow 15 or less | 0-0 | 0-0 |
| 3rd DOWNS: convert 33% or less | 0-0 | 0-0 |
| TURNOVERS: two or more | 1-2 | 1-2 |

TEAM COMPARISON

| | | |
|------------------------------------|-----|-----|
| RUSHING YARDS: USF has more | 1-1 | 1-1 |
| PASSING YARDS: USF has more | 1-2 | 1-2 |
| TOTAL YARDS: USF has more | 1-0 | 1-0 |
| TURNOVERS: USF has fewer | 1-0 | 1-0 |
| TIME OF POSSESSION: advantage | 0-1 | 0-1 |
| 1ST DOWNS: USF has more | 1-1 | 1-1 |
| PENALTIES: USF has fewer | 1-1 | 1-1 |
| SPECIAL TEAMS SCORE: USF scores TD | 1-0 | 1-0 |

USF INDIVIDUALS

| | | |
|--|-----|-----|
| RUSHING: 100-yard rusher | 0-0 | 0-0 |
| PASSING: 200-yard passer | 0-1 | 0-1 |
| RECEIVING: 100-yard receiver | 0-0 | 0-0 |
| RUSH/PASS: 100-yard rusher/200-yard passer | 0-0 | 0-0 |

USF LARGEST CROWDS

| | | | |
|------------|-------------------|----------------|-------------|
| 1. 99,235 | at Penn State | Sept. 3, 2005 | L, 23-13 |
| 2. 90,612 | at Florida | Sept. 12, 2010 | L, 38-14 |
| 3. 83,524 | at Florida State | Sept. 26, 2009 | W, 17-7 |
| 4. 82,617 | at Auburn | Sept. 8, 2007 | W, 26-23 OT |
| 5. 80,795 | at Notre Dame | Sept. 3, 2011 | W, 23-20 |
| 6. 78,900 | at South Carolina | Sept. 18, 2004 | L, 34-3 |
| 7. 78,111 | at Wisconsin | Sept. 27, 2014 | L, 27-10 |
| 8. 76,780 | at Alabama | Aug. 30, 2003 | L, 40-17 |
| 9. 74,432 | at Oklahoma | Sept. 28, 2002 | L, 31-14 |
| 10. 72,811 | at Florida State | Sept. 12, 2015 | L, 14-34 |
| 11. 70,401 | at Michigan St. | Sept. 7, 2013 | L, 21-6 |
| 12. 69,383 | vs. Florida State | Sept. 29, 2012 | L, 30-17 |
| 13. 67,012 | vs. West Virginia | Sept. 28, 2007 | W, 21-13 |
| 14. 66,469 | vs. Miami | Nov. 28, 2009 | L, 31-10 |
| 15. 65,948 | vs. UCF | Oct. 13, 2007 | W, 64-12 |

BOLD = HOME

USF FOOTBALL CENTER FUND RAISING OVER \$21 MILLION

In late 2017, USF unveiled plans for a 150,000-square foot plus USF Football Center to be located on campus adjacent to the current home of the Bulls, the Lee Roy Selmon Athletics Center. The USF Football Center, a donor-driven project, will expand upon the Morsani Football Practice Complex and feature an indoor practice facility housing a 100-yard turf field and as well as a state-of-the-art home for all the football program functions.

USF received a \$5 million launch gift from Pam & Les Muma on Nov. 11, 2017 and received several million in gifts in 2019 to bring total funds raised toward the facility to more than \$21 million to date.

Among the highlights in the initial plans by the global design firm HOK:

- A stunning entry lobby and multi-purpose space for recruiting
- Indoor practice facility with a 100-yard turf field
- Football strength and conditioning center
- Nearly 10,000-square foot football locker room
- Players' lounge and adjacent social patio
- Team auditorium with tiered seating
- Sports medicine and rehabilitation facility
- Nutrition center
- Team and position meeting spaces, coaches and staff offices
- Equipment room, video operations, laundry and other support operations



2020 FBS YOUNGEST COORDINATORS

■ Charlie Weis Jr. has been the youngest coordinator in FBS football for the last three seasons since being hired as offensive coordinator at FAU in 2018 at the age of 24. Now 27, Weis is among eight coordinators age 30 or younger and four under 30 in the FBS.

| NAME | SCHOOL | POSITION | AGE | BIRTHDATE |
|-------------------------|---------------|-----------|-----------|----------------|
| Charlie Weis Jr. | USF | OC | 27 | 4/29/93 |
| Tommy Rees | Notre Dame | OC | 28 | 5/22/92 |
| Matt Feeney | Akron | DC | 28 | 10/8/91 |
| Clint Trickett | FAU | Co-OC | 29 | 3/19/91 |
| Kenny Dillingham | Florida State | OC | 30 | - |
| Ryan Alpin | W. Kentucky | Co-OC | 30 | 5/8/90 |
| Tyler Stockton | Ball State | DC | 30 | 2/11/90 |
| Patrick Toney | Louisiana | DC | 30 | - |

18 FIRST-TIME USF STARTERS

USF entered 2020 with 15 returning starters, but between injuries and COVID-19 related unavailability, the Bulls have seen 18 players make their first USF start in the first four games.

■ Among the 18 first-time USF starters are five freshmen, two sophomores, six transfers and one former walk-on.

■ The Bulls have had

four first-time starters on the offensive line.

First time Bulls starters in 2020:

Offense (9): QB Marsh, WR Odoms-Dukes, WR Weaver, WR Williams, TE Brinkman, OL Hall, OL Jacobs, OL Marcellus, OL Blanchard

Defense (8): DE Grant, DT Green, DT Mangum, LB Mims, LB Harris, LB Norris, DB Brock Nichols, DB Townsend

Special Teams (1): K Sackett

THE CALL-UP

Baseball managers often look to the outfield bullpen for the next man up, but Coach Scott took it a step further when he looked to the video tower to find the Bulls' long snapper. With injuries knocking out USF's long snapper depth, Scott asked the staff if they had any options. Video Coordinator Phil Cane did indeed, identifying a newly hired videographer, **Bryce Bernard**, as being a high school long snapper. At the end of the next practice, Scott gathered the team on the field, pointed to the far video tower and introduced the team to their newest long snapper, who waved to applause from the team. Bernard, who played at Fletcher HS in Neptune Beach, Fla, and started the Cincinnati game (Oct. 3).

RUN GAME ROLLS VS. THE CITADEL

Despite missing the entire veteran left side of the offensive line in game one, as juniors Brad Cecil (center), Demetris Harris (guard) and Donovan Jennings (tackle) were unavailable, USF got off to a great start on the ground.

■ The Bulls ran for 302 yards vs. The Citadel, averaging 7.7 yards per carry and with four players running for 40 yards or more and six averaging better than 7.0 yards per carry. Kelley Joiner led the way with 87 yards on eight

carries and a TD while posting 10.9 ypc.

■ USF failed to run for more than 175 yards in its last four games of 2019 and ranked 66th nationally at 161 ypg on the year.

DID WE JUST SEE THAT?

In his first game as a Bull, freshman wide receiver Omarion Dollison recorded one of the most unique plays in NCAA history in the Bulls win vs. The Citadel.

■ Playing on special teams punt coverage, Dollison was first upended by his own teammate when rushing the kick, then jumped to his feet. Citadel punter Matt Campbell first fumbled the snap and then attempted to kick the ball from the endline of his own end zone. He muffed that attempt and the ball squirted right. Dollison tracked it down, tiptoeing inside the end zone pylon to record a 0-yard punt return for a touchdown, equaling the shortest such return for a touchdown in NCAA history.

■ The Bulls went on to also record a fumble recovery on punt coverage in the game, thus recording two turnovers and a touchdown in the special teams debut of new special teams coordinator Daniel Da Prato.

TAMPA TWO - BECOMES FOUR

The well known cover scheme also could have served as a moniker for the Bulls' quarterback situation through the first two games, but the field has expanded to four. Tampa natives Jordan McCloud (Plant HS), the starter in the first two games, and Noah Johnson (Armwood HS), a transfer from Alcorn State, took the majority of snaps in the season-opening win over The Citadel and at Notre Dame. Sophomore North Carolina transfer Cade Fortin was unavailable the first two games but joined the quarterback competition at Cincinnati, as did true freshman Katravis Marsh, who saw action in the first two games, started at Cincinnati and possesses a strong arm.

■ Sophomore **Jordan McCloud** made his 15th career start (5th on the year) vs. Tulsa after starting 10 games last year and playing the last half of the season with a thumb injury that limited him. McCloud added about eight pounds of muscle in the offseason. He led the Bulls' opening scoring drive of the season, moving USF 62 yards vs. The Citadel and hitting DeVontres Odoms-Dukes with a 10-yard touchdown pass. Coming off the bench in the second half, McCloud led USF in passing at No. 15 Cincinnati, completing 12-of-21 for 137 yards and led USF's lone scoring drive, which he completed with an 18-yard TD reception on a trick play. He also had two interceptions in the game. He posted the Bulls' most productive passing game of the year vs. ECU with 26 completions for 298 yards and tied a career high with three TD passes at Temple.

■ Graduate **Noah Johnson**, the 2018 SWAC Offensive Player of the Year, returns to Tampa as a graduate but

Cloud. It marked the team's most since four vs. Memphis in 2013 and tied the record of five vs. UAB in 2003.

THE MAYOR

A Tampa native, senior KJ Sails transferred to USF from North Carolina prior to the 2019 season to be closer to his three-year old son, King, and following the death of his great grandmother and a close friend (both Tampa natives) within weeks of each other.

■ An outgoing presence and leader for the Bulls since his arrival, King has publicly stated his desire to one day become the mayor of Tampa. "I want to help the people in my community feel good about where you live."

■ Sails has had several in-person meeting with current Tampa mayor Jane Castor, and, through the Selmon Mentoring Institute in USF Athletics (named after the Buccaneers Hall of Fame legend and former USF Athletic Director Lee Roy Selmon), Castor is currently serving as Sails' mentor and providing guidance and glimpse of what it is like to be mayor and how the former police chief is leading the community.

THE BOYLES EFFECT

Linebacker Dwayne Boyles led USF in tackles (75) and tackles for loss (12.5) in 2019. The junior is the heart of the Bulls defense, making many of the reads and play calls from his linebacker position.

■ After posting four tackles in the season opener, Boyles missed the next three games (Notre Dame, Cincinnati and ECU) due to being on the unavailable list.

■ The Miami native returned for the Temple game and promptly led USF with nine tackles and blocked his first career field goal, turning back a Temple attempt just before the half.

SELMON MENTORING INSTITUTE

Named for former USF Athletic Director and longtime administrator and Tampa Bay Buccaneers NFL Hall of Famer Lee Roy Selmon, the Selmon Mentoring Institute is part of USF Athletics' student-athlete advancement program and is unique nationally.

- The Selmon program pairs USF student-athletes with professional mentors in the Bay area and provides shadowing and learning opportunities with those mentors and other Bay area leaders throughout the year
- Some current Bulls who have gained from the program and their mentors:

| Player | Mentor |
|-----------------------|--------------------------|
| KJ Sails | Tampa Mayor Jane Castor |
| Antonio Grier | FBI Agent |
| DeVontres Odums-Dukes | Spectrum Sports Reporter |
| | Katherine Smith |

TEAM TAMPA BAY WINNING!

The Bay area is home to four professional sports organizations, including MLB's Rays, NHL's Lightning, NFL's Buccaneers and USL's Rowdies. All have had outstanding 2020 seasons, with three thus far reaching their leagues championship game and one, the Lightning, claiming a title.

- The **Tampa Bay Lightning** won their second Stanley Cup on Sept. 28 when they downed the Dallas Stars in six games. The Lightning also won the Cup in 2004. They have reached the playoffs 4 of the last 5 seasons and the conference finals three times in that span.
- The **Tampa Bay Rays** reached the 2020 World Series, falling to the Los Angeles Dodgers in six games. The Rays also reached the 2008 World Series.
- The **Tampa Bay Buccaneers** acquired sure Hall of Fame players Tom Brady and Rob Gronkowski in the offseason and stand atop the NFC South with a 5-2 record. The Bucs won a Super Bowl in 2002 and Raymond James Stadium will host the Super Bowl this year.
- The **Tampa Bay Rowdies** soccer team reached the USL Championship final in 2020.

could have two years of eligibility with the NCAA's COVID-19 waiver. He led two scoring drives vs. The Citadel, moving USF 60 yards and 86 yards for scores. On the first, he carried the ball on the final four plays, accounting for 25 yards, and scored on a 9-yard touchdown run. He had his top throwing day vs. Tulsa, completing 18-of-27 for 150 yards, 1 TD and 1 INT.

■ **Cade Fortin** made his first USF appearance at No. 15 Cincinnati (Oct. 3). He completed 2-of-6 passes for 14 yards playing in the first half. He led USF on a scoring drive vs. Tulsa to start the second half as the Bulls went 72 yards in 10 plays with Fortin going 2-2 for 25 yards passing and running for 39 yards, including a 33-yard scramble before getting hurt on his last run and leaving the field before Johnson completed the TD drive. Fortin appeared in four games and made two starts at North Carolina, passing for 388 yards and a touchdown in 2018. He was a four-star prospect out of North Gwinnet HS in Georgia.

■ **Katravis Marsh** made his first career start at No. 15 Cincinnati (Oct. 3), but struggled with three interceptions in the game and was later diagnosed with a concussion that caused him to miss the next three games (ECU, Temple & Tulsa). He led Miami Central HS to a 12-3 record and Class 6A state championship last year. The 6-5, 198-pound freshman is a big, strong presence in the pocket.

BULLS BEGIN SCOTT ERA WITH CONVINCING WIN AGAINST THE CITADEL

All three phases of the game helped make Jeff Scott a big winner in his collegiate head coaching debut, as the Bulls opened the 2020 season with a 27-6 victory over The Citadel at Raymond James Stadium. The Bulls improved to 17-6 all-time in season openers, winning five of the last six.

- USF rushed for 302 yards and averaged 7.7 yards per carry, led by 87 yards (10.9 ypc) and one touchdown from sophomore



THE USF FOOTBALL PROGRAM

- The Bulls have had five head coaches in 24 seasons.
- USF was ranked for a program record 20 straight weeks during the 2016 & 2017 seasons.
- The Bulls reached as highly as the No. 2 ranking in 2007, the fastest program to go from inception to a top 10 ranking in FBS history.
- USF has played in 10 bowl games and won six.
- USF has claimed victories in Tampa over Louisville, West Virginia, Georgia Tech, Pittsburgh, Kansas and North Carolina among others.
- USF has claimed road or neutral site wins over Florida State, Auburn, Clemson, Notre Dame, Miami, Louisville, NC State, West Virginia and TCU among others.
- USF has had 30 first-team All-Conference selections, including 1 Offensive Player of the Year, 1 Defensive Player of the Year, 2 Special Teams Players of the Year and 1 Rookie of the Year.
- USF has had five players selected a first-team All-American a total of six times.
- 13 USF players have been part of a Super Bowl team, 10 part of a Super Bowl Champion, including last year as Bay area product Austin Reiter started at center for the Kansas City Chiefs.



RAYMOND JAMES STADIUM: HOME OF BULLS, BUCS & SUPER BOWLS

| TOP USF SEASON AVERAGE ATTENDANCE | | | | |
|-----------------------------------|---------|------|-------|------------|
| RANK | AVERAGE | YEAR | GAMES | ATTENDANCE |
| 1. | 53,170 | 2007 | 6 | 319,019 |
| 2. | 52,553 | 2009 | 6 | 315,319 |

| TOP USF GAME CROWDS | | | | | |
|---------------------|------------|---------------|------------|--------|----------|
| RANK | ATTENDANCE | OPPONENT | DATE | WINNER | SCORE |
| 1. | 69,383 | Florida St. | 9/29/2012 | FSU | L, 30-17 |
| 2. | 67,012 | West Virginia | 9/28/2007 | USF | W, 21-13 |
| 3. | 66,469 | Miami | 11/28/2009 | UM | L, 31-10 |
| 4. | 65,948 | UCF | 10/13/2007 | USF | W, 64-12 |
| 5. | 63,976 | Cincinnati | 10/15/2009 | UC | L, 34-17 |

- USF is one of the few college programs that play in an NFL stadium, opened on Sept. 20, 1998.
- Raymond James Stadium is home to the NFL's Tampa Bay Buccaneers and has hosted two Super Bowls (Super Bowl XXXV in 2001 between the Ravens and Giants and Super Bowl XLIII in 2009 between the Steelers and Cardinals) and is set to host a third this February (2021). The stadium also hosted the 2017 CFP National Championship Game won by Clemson over Alabama.



WELCOME TO THE SUNCOAST NOTING TAMPA & THE BAY AREA

- The greater Tampa Bay area has a population of more than 4 million and is one of the fastest growing areas in the country. It is the 12th largest TV market in the United States.
- Tampa ranks as fifth-most popular American city according to a Pew Research Center study.
- Tampa ranked as the 5th best outdoor city by Forbes. The area's average highs range 70 to 90 °F year round, and lows 52 to 76 °F.
- Nicknames: Cigar City & The Big Guava
- Tampa is near 18 beaches. In 2020, Trip Advisor rated Siesta Key the No. 1 Beach in America followed closely by St. Petersburg Beach (No. 2) and Clearwater Beach (No. 5).

SEASON HONORS NATIONAL AWARD WATCH LISTS

WUERFFEL TROPHY: KJ Sails, Sr., CB

GROZA AWARD: Jarred Sacket, Jr., K

WILLIAM V. CAMPBELL TROPHY: Trent Schneider, Sr., P

RAY GUY AWARD: Trent Schneider, Sr., P

RIMINGTON TROPHY: Brad Cecil, Jr., C

AMERICAN CONFERENCE

PLAYER OF THE WEEK

-- : -

--

HONOR ROLL

Week 1: Antonio Grier, LB & Kelley Joiner, RB

GAME CAPTAINS

Week 1 (Citadel): Dukes, Boyles, Sails, Schneider

Week 2 (Notre Dame): Brinkman, McCloud, Hampton, Grier

Week 3 (Cincinnati): Cecil, Miller, Davis, Green

Week 4 (ECU): Hopple, Joiner, Yates, Nichols

Week 5 (Temple): Jennings, Harris, LaPointe, Mangum

Week 6 (Tulsa): Johnson, Williams, Grant, Pinkney

UNAVAILABLE LIST

GAME 1 vs. The Citadel: 12 (Def: 8; Off: 3; Sp: 1)

GAME 2 at Notre Dame: 7 (Def: 0; Off: 5; Sp: 2)

GAME 3 at Cincinnati: 12 (Def: 8; Off: 4; Sp: 0)

OFFENSE

POS # Name

LT 73 Donovan Jennings

LG 64 Demetris Harris

RB 2 Darrian Felix

WR 38 Sean Atkins

DEFENSE

POS # Name

LB 11 Dwayne Boyles

LB 59 Andrew Mims

END 93 Tyrone Barber

DT 10 Kevin Kegler

DT 35 Jabreel Stephens

FS 22 Mekhi LaPointe

SS 20 Bentlee Sanders

DB 31 Cody Gentry

GAME 4 vs. ECU: 6 (Def: 4; Off: 2; Sp: 0)

OFFENSE

POS # Name

QB 12 Katravis Marsh

LG 70 Sebastian Sainterling

DEFENSE

POS # Name

LB 11 Dwayne Boyles

END 93 Tyrone Barber

FS 22 Mekhi LaPointe

SS 20 Bentlee Sanders

GAME 5 vs. Temple: 7 (Def: 3; Off: 4; Sp: 0)

OFFENSE

POS # Name

QB 12 Katravis Marsh

RB 2 Darrian Felix

WR 84 Xavier Weaver

TE 85 Jacob Mathis

DEFENSE

POS # Name

SS 20 Bentlee Sanders

SS 8 Christopher Townsel

LB 38 Randal Copeland

GAME 6 vs. Tulsa: 0 (Def: 0; Off: 0; Sp: 0)

Kelley Joiner and 71 yards on nine carries (7.9 ypc) from Johnny Ford. The Citadel's usually potent triple-option offense averaged just 3.7 yards per carry on 54 rushing attempts.

■ USF finished with three takeaways, had seven tackles for loss, and received 10 tackles and one forced fumble from junior linebacker Antonio Grier Jr. Wofford transfer Thad Mangum added a career-high nine tackles against his former conference foe, while three members of the secondary (Vincent Davis, Bentlee Sanders and Nick Roberts) had seven stops.

■ Freshman Omarion Dollison tied the NCAA record for the shortest punt return touchdown in history (0 yards), catching a botched punt attempt off the foot of Matt Campbell in The Citadel end zone in the second quarter.

■ In a constant rain, USF did not turn the ball over and finished +3 in turnover margin.

■ Sophomore Jordan McCloud started at quarterback and passed for 68 yards and 1 TD.

30-YEAR-OLD AUSSIE PUNTER COLLECTING HONORS ON & OFF THE FIELD

30-year-old Australian punter Trent Schneider had a USF record-setting season in 2019 in which he averaged 46.0 ypp.

■ Enters 2020 on the Ray Guy Award Watch List for the second straight season and on the William V. Campbell Trophy list, otherwise known as the "Academic Heisman."

■ He owns six USF punting records entering his final campaign and is on pace to own every career mark. He posted a season yardage record with 3,266 punting yards in 2019 and broke the single-game punting average record four times on the year, including 52.8 ypp on five punts in a 27-23 victory over BYU...in 2018, he banged a 72-yard punt vs. East Carolina to set the mark for the longest punt in USF history.... he holds the first, second, third and fourth spots for single-game punting average in USF history, all set during the 2019 season...he has recorded 42 punts of 50 yards or longer.

■ Named a 2019 CoSIDA Academic All-American (just the second in program history). He graduated in December of 2019 with a degree in communications and a 4.0 GPA and is pursuing a master's degree in entrepreneurship and applied technologies.

■ He worked construction for eight years before becoming a collegiate punter...enjoys carpentry...played in a rugby league during high school...and was a keeper in soccer.

SECONDARY FEATURES EXPERIENCE

The Bulls returned 10 players in the secondary who lettered in 2019, including four starters who made at least eight starts on the season and two others who made at least three career starts entering the season (Mekhi LaPointe & Vincent Davis).

■ Senior cornerbacks **Mike Hampton** (24 career starts entering 2020) and **KJ Sails** (12 starts in 2019) are both Tampa products and will give the Bulls a veteran presence on the edges. Both are potential Jim Thorpe Award candidates. Hampton was a 2018 third team all-conference pick by Phil Steele and recorded 18 passes defended to rank ninth nationally and come one shy of the USF season mark. He is the Bulls' most experienced returner with 24 career starts and 36 games played (every game the last two seasons) entering 2020. Sails earned second-team all-conference honors last season, his first since transferring from North Carolina, and led the team with three interceptions and nine passes defended while being a part of six takeaways.

■ Junior **Bentlee Sanders** (10 career starts entering 2020) returnz after playing a major role last year at safety and nickel. Sanders made eight starts last year and posted 40 tackles, an interception and 4.5 TFL.

VETERAN SPENCER LEADS DEFENSE

The old man of the staff at all of 55, Glenn Spencer comes to USF after one season leading the FAU defense, seven leading Oklahoma State's defense (10 overall at OSU) and one leading Charlotte's. His Owls squad improved more than 40 spots in 10 national defensive rankings.

SEEKING OFFENSIVE PRODUCTION

The Bulls struggled offensively in 2019, ranking 112th in total (330 ypg) and 115th in scoring (20.8) offense in 2019. USF graduated its leading rusher (Jordan Cronkrite) and leading receiver (Mitch Wilcox) from that team and the Bulls' top returning rusher and receiver each posted less than 370 yards. Quarterback Jordan McCloud passed for 1,429 yards, 12 TD and 8 INT and will be challenged by transfer QB Cade Fortin, who comes from North Carolina, and Noah Johnson, a transfer from Alcorn State who was the 2018 SWAC Offensive Player of the Year.

FORMER BULLS NEMESIS PAT WHITE TO LEAD BULLS RUNNING BACKS

New USF running backs coach Pat White is well known to Bulls fans. The former West Virginia quarterback, and two-time Big EAST Offensive Player of the Year, started four games vs. USF during an illustrious career that saw him garner two top seven finishes in Heisman Trophy voting (2007 & 2008) and finish with 10,531 total yards and 103 TD. He went 2-2 in starts vs. USF.

1) He won his first meeting vs. the Bulls in Raymond James Stadium, leading WVU to a 28-12 victory in 2005 while posting 266 total yards and three TD.

2) No. 7 ranked West Virginia fell to the Bulls, 24-19, in Morgantown in 2006 as USF forced four turnovers, including a strip sack of White by George Selvie that he returned for a TD and 7-6 Bulls lead.

3) White's return to Ray Jay marked one of the most memorable nights in USF history as 67,012 turned out (the second largest home crowd in program history) to see USF post a 21-3 victory over No. 5 WVU in 2007. Ben Moffitt returned an interception of White for a touchdown before White was knocked out of the game in the second quarter. He would later lead WVU to a No. 1 national ranking.

4) In White's final WVU home game of his career, he led the Mountaineers to a 13-7 victory over USF.

JUNIOR LINEBACKERS RISING

Dwayne Boyles and Antonio Grier entered their junior campaigns among the most productive Bulls returners. The pair combined to post 21 TFL and 7.0 sacks last year while ranking among the top six in tackles. Boyles led USF with 75 tackles and 12.5 TFL, while Grier led USF with 4.0 sacks and added 58 tackles and 8.5 TFL. They are two of the Bulls' top three returning tacklers and the top returners in TFL and sacks. Boyles started 10 games and Grier 6 in 2019.

LEFT SIDE RETURNS

The Bulls offensive line will have a familiar and well acquainted cast on the left side as two-year, junior starters Donovan Jennings (LT), Demetris Harris (LG) and Brad Cecil (C) return. The trio has played alongside each other for two seasons, posting a combined 57 starts. Harris is behind only DB Mike Hampton as the Bulls' most experienced returners entering 2020 with 23 career starts. Cecil (19) and Jennings (15) also rank among the top seven most veteran Bulls entering 2020.

EARLY ENROLLEES

The Bulls had four early enrollees join the roster in the spring, two transfers and two high school recruits. Quarterback Cade Fortin (North Carolina) has three years of eligibility as he battles for the starting job. Fortin started two games and played in four as a true freshman at UNC. Darrian Felix (Oregon) joined the Bulls stable of backs after running for nearly 400 yards and three TD in two years as a Duck. Freshman wide receiver Omarion Dollison, who posted 86 receptions for 1,621 yards (18.8 ypr) and 21 touchdowns at Gray Collegiate Academy in South Carolina, and defensive back Chris Townsel, who led Dearfield Beach to three state semifinals, were also on campus this spring.

TOP RETURNERS

USF will look to build around the following significant returners from the 2019 team.

OFFENSE:

■ Sophomore quarterback **Jordan McCloud** started 10 games in his first season on the field and passed for 1,429 yards & 12 TD while running for 283 yards and a team-high 4 TD.

■ Junior wide receiver **Randall St. Felix** led USF with 679 yards and 4 TD in 2018 as a freshman, averaging 20.6 ypc. He is the Bulls' top returning receiver from 2019, having logged 22 catches for 261 yards and 2 TD while his ypc declined to 11.9.

■ Senior tight end **Jacob Mathis** emerged in 2019, logging 13 catches for 202 yards and two touchdowns, as did junior wide receiver **Bryce Miller**, who posted 21 catches for 232 yards and 4 TD.

■ Sophomore running back **Kelley Joiner Jr.** ran for 364 yards in 2019, including 115 vs. Memphis, while sophomore running back **Johnny Ford** posted 787 yards and 8 TD in 2018 and returns after playing in just four games in 2019 and logging 103 yards and 13 receptions.

■ Offensive line starters **Brad Cecil** (C, 19 career starts), **Donovan Jennings** (LT, 15 career starts) & **Demetris Harris** (LG, 23 career starts) have played alongside each other for two seasons.

DEFENSE:

■ Junior linebacker **Dwayne Boyles Jr.** led USF with 75 tackles and 12.5 tackles for loss while adding three sacks in his second season of significant action and first as a starter. Fellow junior linebacker **Antonio Grier Jr.** led the Bulls with 4.0 sacks and added 8.5 TFL and 58 sacks in 2019.

■ Senior cornerbacks **KJ Sails** and **Mike Hampton** give the Bulls a formidable and experienced presence on the corners. Sails led USF with three interceptions and nine passes defended in his first year after transferring from North Carolina. Hampton led the Bulls with 18 passes defended in 2018 to earn honorable mention all-conference. He posted six in 2019 to go with 50 tackles.

■ Junior safety **Nick Roberts** has made 23 career starts and was fourth on the team with 63 tackles while adding two interceptions and seven passes defended in 2019. He led the Bulls with three inter-

ceptions and added 72 tackles in 2018.

■ Junior nickelback **Bentlee Sanders** started eight games in 2019 and posted 40 tackles, 4.5 TFL an interception and two forced fumbles.

SPECIAL TEAMS:

■ Punter **Trent Schneider** is a two-time Ray Guy Award nominee and owns six USF punting records, including setting the mark for season average last year at 46.0 ypp.

SIGNIFICANT LOSSES

USF will look to replace the following significant losses from the 2019 team.

OFFENSE:

■ Quarterback **Blake Barnett** played in just five games in 2019 after passing for 2,710 yards in his first season with the Bulls in 2018.

■ Running back **Jordan Cronkrite** posted a 1,000-yard season in his first campaign with the Bulls in 2018. He ran for a team-best 687 yards and 4 TD in 2019, logging three 100-yard games.

■ Tight end **Mitchell Wilcox** was a three-time all-conference honoree and set nearly every tight end record in program history. He led the Bulls with 28 catches for 350 yards and 5 TD in 2019.

■ Offensive linemen **William Atterbury** (G) and **Marcus Norman** (T) departed the program with 39 and 46 starts, respectively, having played alongside each other for three seasons.

DEFENSE:

■ Safety **Devin Studstill** ranked second on the team with 74 tackles and added 4.0 TFL and interception and two fumble recoveries in his first and only season with the Bulls.

■ Linebacker **Patrick Macon** was third on the team with 67 tackles and added 8.0 TFL in his first and only season with the Bulls.

■ Defensive ends **Greg Reaves** and **Kirk Livingstone** were stalwarts for the Bulls for the past three seasons on the D-line. Reaves posted 63 tackles, 10.0 TFL and 4.0 sacks to go with an interception and two fumble recoveries in 2019. Livingstone posted 38 tackles, 10.0 TFL and 3.0 sacks and also recorded two fumble recoveries.

RECORDS WATCH**CAREER PUNTS**

| NAME | NO | YEARS |
|--------------------------|-------------|---------|
| 1. Brandon Baker | 198 (8,070) | 2002-05 |
| 2. Mattias Ciabatti | 196 (8,333) | 2012-15 |
| 3. Justin Brockhaus-Kann | 180 (6,851) | 2009-12 |
| 4. Delbert Alvarado | 174 (7,014) | 2006-09 |
| 5. Devin Sanderson | 171 (6,995) | 2000-02 |

Trent Schneider 161 (7,027) 2018-pres.

CAREER PUNT YARDS

| NAME | NO | YEARS |
|---------------------------|--------------------|-------------------|
| 1. Mattias Ciabatti | 8,333 (196) | 2012-15 |
| 2. Brandon Baker | 8,070 (198) | 2002-05 |
| 3. Trent Schneider | 7,027 (161) | 2018-pres. |
| 4. Delbert Alvarado | 7,014 (174) | 2006-09 |
| 5. Devin Sanderson | 6,995 (171) | 2000-02 |
| 6. Justin Brockhaus-Kann | 6,851 (180) | 2009-12 |

CONSECUTIVE PUNTS WITHOUT A BLOCK

| NAME | GAMES | YEARS |
|---------------------------|------------|----------------|
| 1. Brandon Baker | 141 | 2002-05 |
| 2. Trent Schneider | 130 | 2018-20 |
| 3. Delbert Alvarado | 114 | 2007-09 |
| 4. Tony Umholtz | 92 | 1997-99 |
| 5. Justin Brockhaus-Kann | 84 | 2010-11 |
| 6. Mattias Ciabatti | 83 | 2012-14 |

**A PREEMINENT UNIVERSITY**

Designated a "Preeminent State Research University" by the Florida board of governors in 2018, USF is in elite company with the University of Florida and Florida State University as the only three state universities to earn the designation.

■ USF enrollment **surpassed 50,000 students** for the first time in the fall of 2017, now with 50,830 students currently enrolled across the three campuses: USF Tampa, USF St. Petersburg and USF Sarasota-Manatee.

■ USF ranks 30th among U.S. public institutions according to the 2020 Times Higher Education's World University Rankings.

■ **INNOVATIVE:** USF is the nation's 7th leading public university in generating new United States utility patents and ranks 16th among universities worldwide.

■ USF is home to students from all 67 Florida counties, all 50 states and more than 140 countries, the USF System continues to admit a very diverse student body.



THE HERD

In 2015, the USF Student Government passed a resolution to officially rename the USF student section The Herd. USF's student section can number more than 12,000, making it among the largest in the nation. Front row fans that arrive early and paint their bodies green and gold are known as **The Beef Studs**.

BULLS IN THE POLLS - WEEKS IN TOP 25: 49; TOP 20: 32; TOP 15: 12; TOP 10: 4

| 2020 WEEK | AP | COACHES | 2020 WEEK | AP | COACHES |
|-----------|---------|---------|-----------|----|---------|
| Preseason | NR | NR | Week 8 | NR | NR |
| Week 1 | NR | NR | Week 9 | NR | NR |
| Week 2 | 6 votes | 3 votes | Week 10 | NR | NR |
| Week 3 | NR | NR | Week 11 | | |
| Week 4 | NR | NR | Week 12 | | |
| Week 5 | NR | NR | Week 13 | | |
| Week 6 | NR | NR | Week 14 | | |
| Week 7 | NR | NR | Week 15 | - | - |

FOR THE RECORD:

HOME; ROAD; CONFERENCE; NON-CONFERENCE MARKS

HOME RECORD

■ **OVERALL:** 99-52 (.657) record in home games since the program started in 1997

RAYMOND JAMES STADIUM: 93-49 (.654)

* USF played the 1997 home schedule and the first two games of the '98 season in Tampa Stadium, going 6-3, moving to Raymond James for the Citadel game in '98.

■ **Winning Home Record:** 17 of 22 seasons.

Undefeated Home Record: 3 seasons: 2002, '01 & '00

One Loss Home Record: 8 seasons: 2017, '16, '15, '07, '06, '05, 1999 & '98.

Best Home Record: 7-0 in 2001.

■ **Losing home records:** 6 seasons: 2019 (2-5); 2014 (2-5); 2013 (1-5); 2012 (2-4), 2011 (3-4) and 2004 (2-4).

ROAD GAME RECORD

■ **OVERALL:** 53-68 record in true road games

■ **Road winning road records:**

6 seasons: 2017, '16, '10, '07, '03 & '02

Road .500 record: 5 seasons: 2018, '09, '08, '06 & 1998

■ **CONFERENCE ROAD GAMES:** 29-38

American Conference Road Games: 15-15

Most Wins in a season: 4 (2016)

CONFERENCE RECORD

After spending the first six seasons of program history as an independent, USF joined Conference USA in 2003 and moved to the BIG EAST in 2005. Realignment morphed the BIG EAST into The American in 2013.

■ **OVERALL:** 59-73 in 18th year as conference member.

AMERICAN: 29-32 (.494); 8th season;

BIG EAST: 22-34 (.392) eight seasons;

C-USA 8-8 (.500) two seasons.

■ **AAC East Division:** 18-8 (.692), 5 seasons

Losses: vs. UCF (2017, 2018, 2019), at Temple (2016, 18 & 19), Cincinnati (2018, 2019)

■ **Most wins in a season:** 7, 2016.

■ **Conference Openers:** 10-8, 5-3 in The American.

NON-CONFERENCE RECORD

OVERALL: 49-25 (.662) in regular-season, nonconference games in 16th season as a conference member.

■ **AMERICAN:** 16-13, 8th season.

■ **BIG WINS Since 2007:** at Notre Dame (2011), vs. Miami (2010), at Florida State (2009), at N.C. State (2008), vs. No. 10 Kansas (2008), at Auburn (2007) & vs. North Carolina (2007).

■ **BIG EAST (2005-2012):** 30-9 (.769) in regular-season, nonconference matchups in 8 seasons.

■ **C-USA:** 3-3 (.500) record in two seasons.

ASSOCIATED PRESS (Week 10)

| RK | TEAM | RECORD | PTS | TREND |
|----|------------------|--------|-----|-------|
| 1 | Clemson (33) | 1,515 | 1 | 7-0 |
| 2 | Alabama (29) | 1,513 | 2 | 6-0 |
| 3 | Ohio State | 1,430 | 3 | 2-0 |
| 4 | Notre Dame | 1,351 | 4 | 6-0 |
| 5 | Georgia | 1,289 | 5 | 4-1 |
| 6 | Cincinnati | 1,199 | 7 | 5-0 |
| 7 | Texas A&M | 1,156 | 8 | 4-1 |
| 8 | Florida | 1,066 | 10 | 3-1 |
| 9 | BYU | 1,014 | 11 | 7-0 |
| 10 | Wisconsin | 985 | 9 | 1-0 |
| 11 | Miami (Fla.) | 946 | 12 | 5-1 |
| 12 | Oregon | 831 | 14 | 0-0 |
| 13 | Indiana | 765 | 17 | 2-0 |
| 14 | Oklahoma State | 760 | 6 | 4-1 |
| 15 | Coastal Carolina | 527 | 20 | 6-0 |
| 16 | Marshall | 523 | 19 | 5-0 |
| 17 | Iowa State | 427 | 23 | 4-2 |
| 18 | SMU | 420 | 22 | 6-1 |
| 19 | Oklahoma | 405 | 24 | 4-2 |
| 20 | Southern Cal | 354 | 21 | 0-0 |
| 21 | Boise State | 336 | 25 | 2-0 |
| 22 | Texas | 190 | NR | 4-2 |
| 23 | Michigan | 151 | 13 | 1-1 |
| 24 | Auburn | 144 | NR | 4-2 |
| 25 | Liberty | 118 | NR | 6-0 |

COACHES POLL (WEEK 9)

| RK | TEAM | REC | PTS | 1ST | HI/LO |
|----|---------------------|-----|------|-----|--------------|
| 1 | Clemson | 7-0 | 1527 | 43 | 1 -- 1/1 |
| 2 | Alabama | 6-0 | 1503 | 17 | 2 -- 2/3 |
| 3 | Ohio State | 2-0 | 1407 | 2 | 3 -- 2/10 |
| 4 | Notre Dame | 6-0 | 1358 | 0 | 4 -- 3/10 |
| 5 | Georgia | 4-1 | 1304 | 0 | 5 -- 3/5 |
| 6 | Cincinnati | 5-0 | 1157 | 0 | 7 1 6/22 |
| 7 | Texas A&M | 4-1 | 1154 | 0 | 8 1 7/20 |
| 8 | Florida | 3-1 | 1101 | 0 | 9 1 3/9 |
| 9 | Brigham Young | 7-0 | 1025 | 0 | 10 1 9/23 |
| 10 | Miami | 5-1 | 964 | 0 | 12 2 7/19 |
| 11 | Wisconsin | 1-0 | 908 | 0 | 11 -- 11/18 |
| 12 | Oklahoma State | 4-1 | 783 | 0 | 6 -6 6/19 |
| 13 | Indiana | 2-0 | 730 | 0 | 19 613/19 |
| 14 | Oregon | 0-0 | 725 | 0 | 15 1 9/17 |
| 15 | Marshall | 5-0 | 473 | 0 | 18 315/19 |
| 16 | Coastal Carolina | 6-0 | 464 | 0 | 21 516/19 |
| 17 | Iowa State | 4-2 | 433 | 0 | 22 517/19 |
| 18 | Southern Methodist | 6-1 | 421 | 0 | 23 516/19 |
| 19 | Oklahoma | 4-2 | 413 | 0 | 24 5 3/19 |
| 20 | Southern California | 0-0 | 365 | 0 | 20 --17/19 |
| 21 | Auburn | 4-2 | 246 | 0 | NR 5 7/19 |
| 22 | Army | 6-1 | 208 | 0 | 25 322/19 |
| 23 | Boise State | 2-0 | 204 | 0 | NR 623/19 |
| 24 | North Carolina | 4-2 | 192 | 0 | 13 -11 6/24 |
| 25 | Michigan | 1-1 | 141 | 0 | 14 -11 14/25 |

VS. RANKED TEAMS

■ **LAST:** L, at No. 15 Cincinnati (28-7), Oct. 3, 2020

■ **LAST WIN:** W, 52-45 vs. No. 22 Navy on Oct. 28, 2016 in Raymond James Stadium.

■ **OVERALL RECORD:** 11-30 all-time vs. FBS ranked teams since joining the FBS in 2000.

15-35 overall vs. ranked foes, including a 4-5 record vs. I-AA (FCS) teams from 1997-2000.

■ **AT HOME:** USF is 7-15 at home vs. FBS ranked teams, last posting a win with a 52-45 win vs. No. 22 Navy, Oct. 28, 2016.

■ **ON THE ROAD:** 4-14 on the road vs. FBS ranked, last posting a win with a 23-20 victory at No. 16/18 Notre Dame on Sept. 3, 2011.

Wins vs. ranked teams on the road: W, 24-19 at No. 9 West Virginia (2006); W, 26-23 at No. 17 Auburn (2007); W, 17-7 at No. 18 Florida State (2009); W, 23-20 at No. 16 Notre Dame (2011)

FUTURE NON-CONFERENCE SCHEDULES

| 2021 | 2022 | 2023 | 2024 | 2025 | 2026 | 2027 |
|----------------------|------------------------|------------------------|----------------------|-----------------------|--------------------------|-------------------------|
| Sept. 2 at NC State | Sept. 3 TBD | Sept. 2 at W. Kentucky | Aug. 31 LOUISVILLE | Aug. 30 BOISE STATE | Sept. 5 FAU | Sept. 4 MIAMI |
| Sept. 11 FLORIDA | Sept. 17 at Florida | Sept. 9 TBD | Sept. 7 at Alabama | Sept. 6 at Florida | Sept. 12 at Alabama | Sept. 11 at Boise State |
| Sept. 18 FLORIDA A&M | Sept. 24 at Louisville | Sept. 16 ALABAMA | Sept. 14 NC STATE | Sept. 13 at Miami | Sept. 19 at Louisville | Sept. 18 FLORIDA A&M |
| Sept. 25 at BYU | Oct. 22 UMSS | Sept. 23 FLORIDA A&M | Sept. 21 W. KENTUCKY | Sept. 20 SAN JOSE ST. | Sept. 26 BETHUNE-COOKMAN | Sept. 25 at N. Illinois |

HEAD COACH JEFF SCOTT

1st Season at USF/1st Season Overall Clemson, 2003

Named the fifth head coach in USF football history on Dec. 9, 2019, Jeff Scott was one of the most respected coordinators and recruiters in the nation when he took over the Bulls program.

Having served as the co-offensive coordinator at Clemson since 2015 and as a member of the Tigers' football staff at his alma mater since 2008, Scott was a key part of the rise of one of the most dominant football programs in the nation. He helped lead the Tigers to five straight College Football Playoff appearances, four CFP Championship game appearances (2015, 2016, 2018 & 2019 seasons) and national titles in the 2016 and 2018 seasons while coaching in nine CFP Playoff games and posting a 6-3 record. Scott returns to a home field in Raymond James Stadium where Clemson scored 21 fourth-quarter points to defeat Alabama, 35-31, in the CFP National Championship game on Jan. 9, 2017 to claim the program's first national title in 35 years.

SCOTT NOTABLES CHAMPIONSHIP COORDINATOR

- ▶ In his five seasons serving as co-offensive coordinator/wide receivers coach, Clemson posted a 70-5 record and claimed five ACC championships.
- ▶ Clemson finished the 2019 season ranked No. 4 nationally in scoring offense (43.9 ppg) and No. 5 in total offense (528.7 ypg).
- ▶ During his stint as co-offensive coordinator, the Tigers went 70-5 (38-2 in the ACC) with just two regular season losses and posted the four winningest seasons in program history (2018 (15-0), 2019 (14-1), 2015 (14-1), 2016 (14-1)).
- ▶ Clemson averaged 40 points and 500 yards per game, while Tigers quarterbacks completed better than 66 percent of their passes. Clemson averaged better than 500 yards per game in four seasons and set 138 team and individual records, including marks for total offense (527.2 ypg), scoring offense (44.3 ppg), passing offense (5,009 yards), rushing offense (3,723 yards) and touchdowns (90).
- ▶ The top three total offense seasons in program history came with Scott as co-offensive coordinator, as did the top three scoring seasons, all with 577 points or better.

FLORIDA & COACHING IN THE BLOOD

- ▶ Born in Arcadia, Fla., just an hour and a half south (93 miles) of the USF campus.
- ▶ Scott's father, Brad, a 1979 graduate of USF, coached high school football in the state and spent 11 years as an assistant coach to Bobby Bowden at Florida State, including the last four as offensive coordinator and claiming the 1993 national title.
- ▶ During his father's tenure at Florida State, Scott attended elementary school across the street from the FSU practice fields and joined his father at practice after school.

AT HOME IN RAY JAY

- ▶ Scott returns to a home field in Raymond James Stadium where Clemson scored 21 fourth-quarter points to defeat Alabama, 35-31, in the CFP National Championship game on Jan. 9, 2017 to claim the program's first national title in 35 years.

PRODUCING NFL PLAYERS

- ▶ Eight wide receivers Scott coached were on 2019 NFL rosters, including Bay area products, Ray Ray McCloud, Deon Cain and Artavis Scott.
- ▶ He coached Fort Myers, Fla., product Sammy Watkins, a two-time All-American who set school season records for receptions (101), receiving yards (1,464) and touchdowns (12) and career marks for receptions (240), receiving yards (3,391) and receiving touchdowns (27) before being selected in the first round of the NFL Draft.
- ▶ Under Scott, DeAndre Hopkins earned second-team All-American honors before selection in the first round of the NFL Draft and going on to make four Pro Bowls.

ELITE RECRUITER

- ▶ Scott was Clemson's recruiting coordinator 2008-14, leading the Tigers to top-10 ranked classes in his first season of 2009 and also in 2011 and 2012.
- ▶ He was named a top-10 recruiter nationally by ESPN.com (2014), a top 25 national recruiter seven times by Rivals.com (2012, 2014, 2015, 2016, 2017, 2018, 2019) and the ACC Recruiter of the Year in 2015 by Rivals and in 2018 by 247Sports.

ONE SMART MATHEMATICIAN

- ▶ Graduated cum laude with a degree in mathematics, having earned President's List recognition with a 4.0 grade-point average in 2001 and 2002.



JEFF SCOTT YEAR-BY-YEAR

1st Season as a Head Coach

14th season overall in collegiate coaching

| YEAR | SCHOOL | RECORD | POSTSEASON |
|--------------------------|----------|---------------------|------------|
| 2020 | USF (HC) | First Season | |
| HEAD COACH RECORD | | First Season | - |

| | | | |
|---------------------------|----------------------------------|-------------------------|----------------------------|
| 2019 | Clemson (Co-Offensive Coord./WR) | 14-1* | CFP Championship Game |
| 2018 | Clemson (Co-Offensive Coord./WR) | 15-0* | CFP National Title |
| 2017 | Clemson (Co-Offensive Coord./WR) | 12-2* | CFP (Sugar) |
| 2016 | Clemson (Co-Offensive Coord./WR) | 14-1* | CFP National Title |
| 2015 | Clemson (Co-Offensive Coord./WR) | 14-1* | CFP Championship Game |
| COORDINATOR RECORD | | 70-5[^] | *5 ACC Titles/5 CFP |

[^] Became coordinator in 2014 Russel Athletic Bowl.

| | | | |
|------|--------------------------------------|------------------|--------------------------|
| 2014 | Clemson (WR Coach/Recruiting Coord.) | 10-3 | Russel Athletic Bowl (W) |
| 2013 | Clemson (WR Coach/Recruiting Coord.) | 11-2 | Orange Bowl (W) |
| 2012 | Clemson (WR Coach/Recruiting Coord.) | 11-2 | Chick-fil-A Bowl (W) |
| 2011 | Clemson (WR Coach/Recruiting Coord.) | 10-4* | Orange Bowl (L) |
| 2010 | Clemson (WR Coach/Recruiting Coord.) | 6-7 | Meineke Bowl (L) |
| 2009 | Clemson (WR Coach/Recruiting Coord.) | 9-5 | Music City Bowl (L) |
| 2008 | Clemson (GA then WR Coach) | 7-6 [^] | Gator Bowl (L) |

| | | | |
|---------------------------------------|---------------------------------|---------------------------|--|
| CLEMSON ASSISTANT COACH RECORD | | 130-31[^] | [^] assistant midway through 2008 |
| 2007 | Presbyterian College (WR Coach) | | |


| | | |
|--------------------------------|-------------|----------------------------|
| BOWL RECORD (Assistant) | 10-5 | 15 Bowl Games |
| CFP Games (Assistant) | 6-3 | 2-2 in Championship |

HIGH SCHOOL

| | | |
|---------|---------------------------------|--------------------|
| 2005-06 | Head Coach, Blythwood HS (S.C.) | won 3A State Title |
|---------|---------------------------------|--------------------|

Scott helped lead the Clemson to five straight College Football Playoff appearances, four CFP Championship games and national titles in the 2016 and 2018 seasons while coaching in nine CFP games and posting a 6-3 record.

2020 USF FOOTBALL STAFF




GLENN SPENCER

Defensive Coordinator/Linebackers

Alma Mater: Georgia Tech, '87

1st Season with USF

- DC for FAU team that led NCAA in takeaways in 2019
- Coached 10 seasons at Oklahoma State
- Won two conference titles as head coach at West Georgia




ALLEN MOGRIDGE

Offensive Line Coach/Assistant Head Coach

Alma Mater: North Carolina, '99

1st Season with USF

- O-line at FIU ranked in top 10 in sacks last two years
- Helped FIU to three straight bowl appearances
- Has nearly 20 years of coaching experience




DANIEL DA PRATO

Special Teams Coordinator

Alma Mater: Louisiana-Monroe, '03

1st Season with USF

- Coached at Arkansas in 2019
- Coached two All-Americans at Montana State
- Played quarterback at ULM from 2002-03




JOEY KING

Tight Ends Coach

Alma Mater: Carson-Newman, '05

1st Season with USF

- Wide receivers coach at Coastal Carolina in 2019
- Coached Clemson QB Trevor Lawrence in high school
- Played quarterback in college at Carson-Newman



WES NEIGHBORS

Safeties Coach

Alma Mater: Alabama, '11

1st Season with USF

- Coached safeties at FAU in 2018 and 2019
- Won five national championships on staff at Alabama
- Played safety at Alabama and won titles in 2009 and 2011




BRAD SCOTT

Chief of Staff

Alma Mater: USF, '79

1st Season with USF

- Former head coach at South Carolina (1994-98)
- Offensive coordinator at Florida State, helping win 1993 national championship and quarterback Charlie Ward claim the Heisman Trophy.




ALBERT BOONE

Director of Football Operations

Alma Mater: Florida State, '03

3rd Season with USF



CHARLIE WEIS JR.

Offensive Coordinator/Quarterbacks

Alma Mater: Kansas, '15

1st Season with USF

- OC for FAU team that was 14th in NCAA in scoring in 2019
- On staffs with Atlanta Falcons and New England Patriots
- Won 2016 national championship as analyst at Alabama




DA'QUAN BOWERS

Defensive Line Coach

Alma Mater: Clemson, '19

1st Season with USF

- Was No. 1 overall high school prospect by ESPN in 2008
- Second-round draft pick of the Tampa Bay Bucs in 2011
- Coached with Jeff Scott at Clemson



XAVIER DYE

Wide Receivers Coach

Alma Mater: Clemson, '10

1st Season with USF

- Scott was his position coach as a WR at Clemson
- Coached with Scott at Clemson as a GA with the WRs
- Wide receivers coach at West Virginia in 2019




JULES MONTINAR

Cornerbacks Coach/Recruiting Coord.

Alma Mater: Eastern Kentucky, '09

1st Season with USF

- Coached on Kirby Smart's staff at Georgia in 2019
- 2017 Sun Belt Recruiter of the Year at Texas State
- Won 2013 national championship as a GA at Alabama




PAT WHITE

Running Backs Coach

Alma Mater: West Virginia, '08

1st Season with USF

- Spent two seasons as quarterbacks coach at Alcorn State
- Coached back-to-back SWAC Offensive Players of the Year
- Two-time Big East Offensive Player of the Year as QB at WVU




TRUMAIN CARROLL

Strength & Conditioning Coach

Alma Mater: Oklahoma State, '05

1st Season with USF

- Head strength and conditioning coach at Arkansas (2018-19)
- Coached at SMU, Oklahoma State and UMKC
- Played DE at Oklahoma State from 2001-05



MIKE GIGLIO

Director of Recruiting and Pro Liaison

Alma Mater: Florida, '08

4th Season with USF

USF ATHLETIC COMMUNICATIONS

4202 E. Fowler Ave., ATH 100,
Tampa, FL 33620
OFFICE: 813-974-2125 FAX: 813-974-5328

**Associate AD/Communications/
Football Contact:** Brian Siegrist
Siegrist@USF.edu
Cell: 813-293-3897
**Associate Communications Director/
Secondary Football:** Jay D'Abramo
Jdabramo@USF.edu
Cell: 813-210-7333
**Associate Communications Director/
Secondary Football:** Mike Hogan
MHogan@USF.edu
Cell: 813-469-0616

Website: www.GoUSFBulls.com



USF MEDIA POLICIES

WEEKLY PRESS CONFERENCE

USF holds a weekly press conference every TUESDAY at 11:45 a.m. during regular game weeks. Head coach Jeff Scott and selected players will be available in person on the patio outside the Lee Roy Selmon Athletics Center.

Scott will also conduct a weekly update via ZOOM on THURSDAYS at 11:45 a.m. Links for that ZOOM call will be provided weekly.

CREDENTIAL REQUESTS

The online application for football credentials for the 2020 season can be found at https://gousfbulls.com/sb_output.aspx?form=25 . If you are requesting multiple credentials for a group, a form must be submitted for each person and emails provided for screening. Individual game credential requests must be made a week prior to each game. Due to limited capacity in the 2020 season, credential requests will be determined on a game-by-game basis and notifications on confirmation or denial provided by Tuesday of game weeks. Credentials will be available for pickup at Raymond James Stadium ONLY on game days at the south plaza will call window (far right).

INTERVIEW POLICIES

Under no circumstances should media members contact USF coaches or student-athletes without prior consent and approval from Associate Director of Athletics Brian Siegrist or Assistant Communications Director Jay D'Abramo. The same policy applies to the family members of student-athletes. To request interviews outside of regularly-scheduled availabilities, please contact the USF Communications department at least 24 hours in advance. Only head coach Jeff Scott, defensive coordinator Glenn Spencer and offensive coordinator Charlie Weis Jr. are available from the coaching staff to speak with the media. Freshman student-athletes are not available to the media until they have competed in a game for USF.

PLAYER INTERVIEWS

Players will be available twice per week during a normal game week. Those availabilities will occur after practices on Tuesday and during requested one-on-one periods on Thursday. To request a specific player for a one-on-one feature interview (conducted via Zoom), please contact the USF Communications department at least 24 hours in advance.

STAFF INTERVIEWS

Coach Scott will be available two times per week during normal game weeks. Scott is available Tuesday during his weekly press conference (11:45 a.m.) and Thursday during his weekly ZOOM update (11:45 a.m.). He can also be heard on Monday evenings on the USF Football Radio Show. USF Offensive and defensive coordinators will be available after practice on Wednesdays. No other football coaching staff members are available to speak with the media.

POSTGAME POLICY

The USF locker room is closed at all times. Coach Scott will address the media via ZOOM following his postgame with the team. USF will take interview requests for players at the beginning of the fourth quarter and will provide 5-6 players via ZOOM post-game. On the road, USF will also conduct interviews via ZOOM, with Coach Scott and 3-4 players available. All ZOOM links will be provided prior to game time.

COLLEGEPRESSBOX.COM

CollegePressBox.com is a great resource for media covering the Bulls and the AAC. Not only does it have media guides from the entire conference, but it also houses logos, head shots, action shots and much more. For access to the site, email Ted Gangi at webmaster@collegepressbox.com.

▼ WEEKLY USF FOOTBALL MEDIA SCHEDULE ▼

| MON | TUES | WED | THURS | FRI | SAT | SUN |
|--|---|--|---|-----------------|---|-----------------|
| News Conference 11:45 AM: HC Jeff Scott & Players USF Football Radio Show 6-7 p.m. 95.3 WDAE; | NO availability ELECTION HOLIDAY | Coordinator Avail: 11:45 AM: Off Coord. Charlie Weis Jr. Def. Coord. Glenn Spencer | ZOOM Update: 11:45 AM: Head Coach Jeff Scott Player one-on-ones upon request | NO availability | GAME DAY Postgame availability via ZOOM | NO availability |

BULLS IN THE NFL

USF has 6 former Bulls on active NFL rosters (Oct. 6)

| Player (Pos.) | Team (Yrs with Team) |
|-------------------------------|----------------------|
| D'Ernest Johnson (RB) | Browns (2019-20) |
| Marlon Mack (RB) | Colts (2017-20) |
| Jason Pierre-Paul (DE) | Buccaneers (2018-20) |
| Austin Reiter (OL) | Chiefs (2018-20) |
| Deadrin Senat (DL) | Falcons (2018-20) |
| Marquez Valdes-Scantling (WR) | Packers (2018-20) |

Practice Squad

| Player (Pos.) | Team |
|---------------------|----------------------|
| Rodney Adams, WR | Chicago Bears |
| Bruce Hector, DT | Carolina Panthers |
| Mike Love, DE | Buffalo Bills |
| Mitchell Wilcox, TE | Cincinnati Bengals |
| Mazzi Wilkins, DB | Tampa Bay Buccaneers |



USF STUDENTS BRING THE NOISE TO RAY JAY

- USF boasts one of the largest student sections in the country with 12,501 seats allocated to students and the ability to place as many as 16,000+ in the stadium. (Note at least 3,700 seats allocated for 2020 season).
- USF students occupy the north endzone at Raymond James Stadium just below the Buccaneers pirate ship.
- **The Beef Studs** are the most passionate student supporters who regularly occupy the first row and paint their bodies green and gold while donning bull horns.

USF FOOTBALL RADIO SHOW

The USF Football Radio Show airs Monday nights on 95.3 WDAE/620 AM and digitally on iHeart Radio Bulls Unlimited channel and can be watched on Youtube and Facebook (USF Football page). Bulls Head Coach Jeff Scott will join host Jim Loiuk, the Voice of the Bulls, and analyst Sam Barrington. The USF Football Radio Show airs from 6-7 p.m.

PLAYERS TO WATCH: SPECIAL TEAMS

P
39



WILLIAM V. CAMPBELL
TROPHY SEMIFINALIST
"THE ACADEMIC HEISMAN"

TRENT SCHNEIDER • 6-0 • 197 • SR

RAY GUY AWARD CANDIDATE/2019 COSIDA ACADEMIC ALL-AMERICAN

- Missed Temple game with hand/wrist injury suffered early in season on a block.
- Set USF game records twice in 2019 and posted top three game averages in program history: 52.8 ypp vs. BYU., 51.6 ypp at Georgia Tech, 51.6 ypp vs. Memphis
- Ranked 12th nationally in 2019 in punting average at 46.0 yards per punt.
- Set USF season record with 3,266 yards punting in 2019.
- Tied a USF record with a 72 yard punt in win vs. ECU (9.22).
- A 30-year-old native of Sydney, Australia, joined the team in the spring of 2018 and is playing 9,264 miles and a 16-hour plane flight from home.
- Worked for 8 years in construction before returning to school.
- A 2019 Academic All-American graduated with a 4.0 GPA in communications.

K
32



SPENCER SHRADER • 6-2 • 175 • SO

- Has made 4 of 10 field goals (0-1 on year, 43 yds), with a long of 34 yards.
- Led the team with 30 points scored in 2019.
- Scored on a fake punt and rushed for a 22-yard touchdown at UConn in 2019.
- Walk-on with a big leg. Handles all kickoffs. Hit a 52-yard field goal in HS game and has hit from 64 yards out in practice. 12 of 15 on FG in only HS season.
- Home schooled soccer player, went to Brazil to attempt to play professionally.
- Sister, Sophie, is a midfielder on the University of Tampa's women's soccer team.

K
28

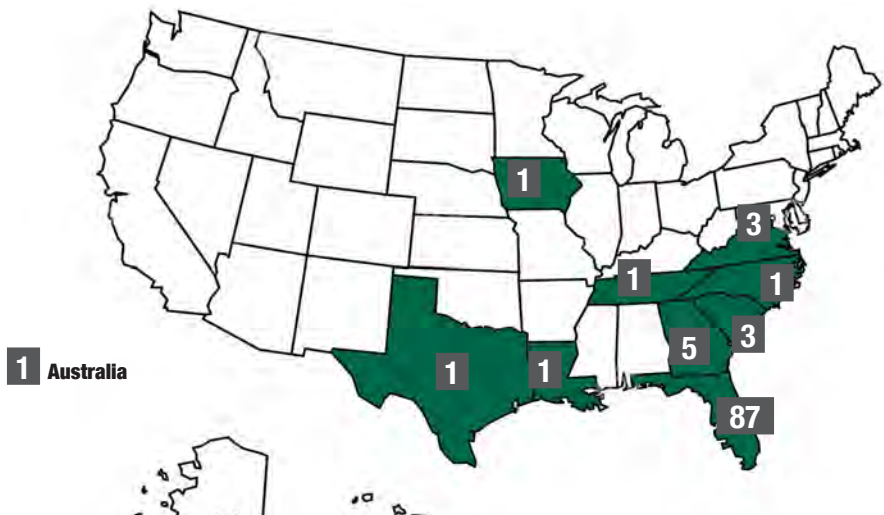


JARRED SACKETT • 6-1 • 196 • JR

LOU GROZA AWARD CANDIDATE

- 4-6 on field goals on the year, with misses coming from 35 & 42 yards
- Made his first career USF field goal from 31 yards vs. ECU (10.10).
- Transfer from Arkansas who was previously a two-time Lou Groza Award semifinalist (2017 & 2018) while kicking at UTSA.
- USA Today Freshman All-American at UTSA when he made 19-of-22 field goals
- Career long 51 yards vs. UTEP in 2018.

WHERE THE BULLS ARE FROM



BULLS BY STATE

- FLORIDA:** 87 (81%)
- GEORGIA:** 3
- SOUTH CAROLINA:** 3
- VIRGINIA:** 5
- TEXAS:** 1
- IOWA:** 1
- LOUISIANA:** 1
- NORTH CAROLINA:** 1
- TENNESSEE:** 1
- AUSTRALIA:** 1

FLORIDA BULLS

- BAY AREA:** 31
- MIAMI/FT. LAUDERDALE:** 16
- ORLANDO/CENTRAL FLORIDA:** 10
- JACKSONVILLE/PANHANDLE:** 10

BULLS BY ELIGIBILITY

- TRUE FRESHMEN:** 25
- REDSHIRT FRESHMEN:** 15
- SOPHOMORES:** 18
- JUNIORS:** 29
- SENIORS:** 18
- TRUE & REDSHIRT FRESHMEN:** 40
- UNDERCLASSMEN:** 58
- UPPERCLASSMEN:** 48
- TOTAL ROSTER:** 106

PLAYERS TO WATCH: OFFENSE

**QB****3**
BAY AREA
NATIVE**JORDAN MCCLLOUD • 6-0 • 193 • SO**

- Has started 15 career games at quarterback; 5-10 career record under center.
- Tied a career best with 3 TD passes at Temple, led 5 touchdown drives
- Career-bests with 26 completions, 74%, for 298 yards vs. ECU (10.10)
- Completing 62% of his passes, up from 55% in 2019.
- Was third on the team in rushing in 2019 and accounted for 1,712 yards of total offense.
- Tampa native, earned Class 7A first-team all-state in senior HS season.
- Younger brother of former Clemson star & NFL WR Ray-Ray McCloud.

QB**0**
BAY AREA
NATIVE**NOAH JOHNSON • 6-0 • 198 • GR**

- 3rd leading rusher (112), TD runs vs. The Citadel, vs. ECU & Temple.
- Named the 2018 SWAC Offensive Player of the Year as a QB at Alcorn State.
- USF running backs coach Pat White was his quarterback coach at Alcorn State.
- Finished his Alcorn State career with 6,306 total yards and 59 touchdowns.
- Ranked third in the nation in rushing yards per game (7.5) in 2018 at Alcorn State.
- Was a 2018 finalist for HBCU Player of the Year.

TE**89****MITCHELL BRINKMAN • 6-4 • 250 • GR**

- 13 catches for 148 yards, 11.4 ypc
- Transfer from Northern Illinois.
- Had a 37-yard reception vs. ECU.
- Ranked second at Northern Illinois in 2018 with 445 receiving yards.
- Scored five career touchdowns at Northern Illinois.

RB**10****KELLEY JOINER JR • 5-9 • 179 • SO**

- Has started 6 games at running back, 2nd leading rusher (222)
- Rushed for a team-high 87 yards on eight carries (10.9 ypc) against The Citadel.
- Finished second on the team in rushing in 2019 with 364 yards on 71 carries.
- Caught nine passes in 2019 for 108 receiving yards.
- Rushed for 4,525 yards and scored 55 total touchdowns in high school.

RB**1****JOHNNY FORD • 5-5 • 172 • SO**

- Leads USF in rushing (285), all-purpose yards (731) and scoring (24 points/4 TD)
- 2nd on team with 15 receptions for 125 yards and 1 TD
- Ranks 17th in the nation with 24.7 yard kick return average.
- 70-yard kickoff return at Cincinnati & 40-yard carries vs. Notre Dame & Citadel
- Redshirted 2019 after playing in just 4 games
- 115 carries for 787 yards & 8 TD as a true freshman in 2018 - 3 100-yard games.

WR**8****LATRELL WILLIAMS • 5-11 • 181 • JR**

- 4th on team with 14 receptions for 167 yards.
- Career-best 8 receptions for 93 yards vs. ECU (10.10).
- One of the fastest Bulls with a 4.27 40-yard dash
- Transfer from Tennessee (played in 2 games), sat out 2019 season.
- A 4-star recruit out of Lake City, Fla.

WR**19**BAY AREA
NATIVE**BRUCE MILLER • 5-10 • 187 • JR**

- 2nd on team with 15 catches for 138 yards - 5 catches vs. ECU
- Third on the team in 2019 with 232 receiving yards & second with 4 TD.
- Joined USF as a walk-on before earning a scholarship last season.
- All-state wide receiver at East Lake HS in Tampa (56 catches, 916 yds, 16 TD).
- Played alongside future DI receivers Artavis Scott (Clemson) & George Campbell (PSU, FSU)

WR**18**BAY AREA
NATIVE**DEVONTRES ODOMS-DUKES • 6-4 • 218 • GR**

- Leads team lead with 16 catches for 196 yards & 2 TD.
- Made his first career start in week one against The Citadel and scored a touchdown.
- Played in 12 games last season and scored one touchdown.
- Rated as a three-star prospect out of high school.
- Played at Wharton High School in Tampa.

C**74****BRAD CECIL • 6-4 • 300 • JR**

- Primary starter at center since his freshman year. Missed first 2 games of 2020.
- Started 23 games at center - the fifth-most starts of any active USF player.
- A 2020 Athlon Preseason All-Conference Second Team selection.
- A 2020 Phil Steele Preseason All-Conference Fourth Team selection.

LG**64****DEMETRIS HARRIS • 6-3 • 324 • JR**

- Primary starter at left guard since freshman season. Missed first 3 games of 2020.
- Has started 26 games at guard - the third-most starts of any active USF player.
- Named to the 2017 American Athletic Conference All-Academic Team.

LT**73**BAY AREA
NATIVE**DONOVAN JENNINGS • 6-5 • 338 • JR**

- Has started 16 games at left tackle, including four as a true freshman in 2018.
- A 2020 Athlon & Phil Steele Preseason All-Conference selection
- Named to the 2019 American Athletic Conference All-Academic Team.
- Played at Gaither HS in Tampa.

PLAYERS TO WATCH: DEFENSE

CB
0**DAQUAN EVANS • 5-11 • 185 • SO**

- Tied for the team lead with 2 interceptions - came in back-to-back games vs. Temple and Tulsa - returned 56 & 31 yards, respectively
- 17 tackles & 1 TFL
- Played in 12 games as a true freshman in 2019, posting 10 tackles & 1 INT
- Nickname is Day Day

CB
7BAY AREA
NATIVE**MIKE HAMPTON • 6-1 • 190 • GR** *2018 HONORABLE MENTION ALL-AAC*

- Tallied his first career fumble recovery in week one against The Citadel.
- Has started 30 games at cornerback and owns the most starts of any active Bull.
- Has 127 career tackles, two interceptions & 29 pass break-ups
- Named all-conference in 2018.

S
3**VINCENT DAVIS • 5-11 • 180 • JR**

- Nickname is Smoke. Led team with 11 tackles at No. 15 Cincinnati
- 2nd among active Bulls with 32 tackles on the year.
- Played in 11 games last season and had 33 tackles.
- Made his first career interception last season against South Carolina State.
- His cousin, Javon Wims, played WR for the Chicago Bears.

CB
9BAY AREA
NATIVE**KJ SAILS • 5-11 • 180 • SR** *2019 2nd TEAM ALL-AAC*

- Named to the 2020 Wuerffel Trophy Watch List.
- Selected to the Athlon Preseason All-Conference First Team
- Finished with 42 tackles in 2019 and ranked fifth in the AAC with three INTs.
- Organized a Unity Walk through downtown Tampa in June.
- Aspires to be the Mayor of Tampa after his playing career.

SS
22BAY AREA
NATIVE**MEKHI LAPOINTE • 6-2 • 200 • JR**

- Tied for the team lead with 2 interceptions (vs. The Citadel & Temple)
- Posted 10 tackles over last two games after not playing vs. Cincinnati & ECU
- 17 tackles, 1 TFL, 2 PBU on the year.
- Tampa native that played at Armwood HS
- Led state of Florida with 10 INT as a HS junior, played 6 games as a SR (injury)

LB
5**ANTONIO GRIER JR • 6-1 • 222 • JR**

- Leads the team in tackles (40), TFL (4) and sacks (3)
- Has 5 career games of double-digit tackles - including his last: 10 vs. ECU
- Had 10 tackles, a sack and a forced fumble against The Citadel.
- 2019: Sixth on the team with 58 tackles & 1st with 4.0 sacks.
- Had a career-high 11 tackles last season against UCF.

LB
11**DWAYNE BOYLES JR. • 6-3 • 227 • JR**

- Played in just 3 games. Missed the Notre Dame, Cincinnati and ECU games.
- Blocked a FG at Temple & led team with 9 tackles in return after missing 3 games.
- Named to the Preseason All-Conference Third Team by Athlon and Phil Steele.
- 2019: Led USF in tackles (75), solo tackles (48) and tackles for loss (12.5).
- Ranked 12th in The American in 2019 in tackles for loss.
- Has two career games with double-digit tackles.

LB
24**MAC HARRIS • 6-0 • 215 • FR**

- True freshman made first career start at No. 15 Cincinnati, started vs. ECU
- Posted an interception and eight tackles at No. 15 Cincinnati
- 6th on the team with 23 tackles.
- A two-way player in HS - posted 86 tackles and four interceptions as a safety as senior while rushing for 790 yards and 11 touchdowns.

DT
23**THAD MANGUM • 6-2 • 285 • GR**


- 3rd on team (1st among D-line) with 27 tackles, 2nd with 3.0 TFL
- Tallied a career-high nine tackles against The Citadel.
- Graduate transfer from Wofford.
- Missed the majority of the 2019 season due to injury.
- Named Second Team All-Southern Conference in 2018.
- Started 13 games in 2018 and finished with 51 tackles and three sacks.

DT
91**RASHAWN YATES • 6-3 • 271 • SO**

- Played in all 12 games last season and finished with 16 tackles.
- Had two tackles for loss and one sack in 2019.

DL
17**BLAKE GREEN • 6-1 • 280 • SR**

- Named Preseason All-AAC Fourth Team by Phil Steele.
- Made six starts at defensive tackle in 2019 and had 23 tackles.
- Had a career-high four tackles against South Carolina State in 2019.
- Named to the American Athletic Conference All-Academic Team in 2018 and 2019.
- Transfer from Northwest Missouri State.



NUMERICAL

| No. | Name |
|-----|---------------------------|
| 0 | Daquan Evans, DB |
| 0 | Noah Johnson, QB |
| 1 | Johnny Ford, RB |
| 2 | Darrian Felix, RB |
| 3 | Vincent Davis, DB |
| 3 | Jordan McCloud, QB |
| 4 | Le'Vontae Camiel, DE |
| 4 | Omarion Dollison, WR |
| 5 | Anontonio Grier, LB |
| 5 | Randall St. Felix, WR |
| 6 | Demaurez Bellamy, LB |
| 6 | Cade Fortin, QB |
| 7 | Sincere Brown, WR |
| 7 | Mike Hampton, DB |
| 8 | Christopher Townsel, DB |
| 8 | Latrell Williams, WR |
| 9 | KJ Sails, DB |
| 10 | Kelley Joiner, WR |
| 10 | Kevin Kegler, DT |
| 11 | Dwayne Boyles, LB |
| 11 | Jordan Smith, QB |
| 12 | Ben Knox, DB |
| 12 | Katravis Marsh, QB |
| 13 | Christian Helms, WR |
| 14 | Jahquez Evans, RB |
| 14 | AJ Hamilton, DB |
| 15 | Jayden Curry, DB |
| 16 | Brendan Cyr, QB |
| 16 | Brock Nichols, DB |
| 17 | Blake Green, DT |
| 17 | Holden Willis, TE |
| 18 | DeVontres Odoms-Dukes, WR |
| 18 | TJ Robinson, DB |
| 19 | Bryce Miller, WR |
| 20 | Bentlee Sanders, DB |
| 21 | Brian Battie, RB |
| 21 | McArthur Burnett, DB |
| 22 | Mekhi LaPointe, DB |
| 23 | Thad Mangum, DT |
| 24 | Mac Harris, DB |
| 24 | Coby Weiss, PK |
| 25 | Kenny Scribner, K |
| 26 | Keyon Helton, DB |
| 26 | Yasias Young, RB |
| 27 | Leonard Parker, RB |
| 28 | Jarred Sackett, K |
| 29 | Brian Norris, LB |
| 30 | Isaiah Cromarty, DB |
| 31 | Cody Gentry, DB |
| 32 | Spencer Shrader, K |
| 33 | Odonayo Seriki, RB |
| 34 | Joshua Green, DB |
| 34 | Michael Ray, K |
| 36 | Bailey Purcell, DB |
| 38 | Sean Atkins, WR |
| 38 | Randal Copeland, LB |
| 39 | Trent Schneider, P |
| 40 | Jason Vaughn, DE |
| 42 | Lubens Ervil, DB |
| 43 | La'Javier Turner, DB |
| 44 | Camp Gobler, LB |

2020 USF FOOTBALL ALPHABETICAL ROSTER

| No. | Name | Pos. | Ht. | Wt. | Class/Elig. | Hometown (Previous Schools) |
|-----|-----------------------|------|------|-----|-------------|---|
| 86 | Flaubert Akepeu | TE | 6-5 | 248 | So./Fr. | Valrico, Fla. (Grace Christian HS) |
| 65 | David Anderton | OL | 6-4 | 315 | Fr./Fr. | Orlando, Fla. (Edgewater HS) |
| 58 | Nkemakolam Asomba | DT | 6-2 | 312 | Fr./Fr. | Wesley Chapel, Fla. (Wiregrass Ranch HS) |
| 38 | Sean Atkins | WR | 5-10 | 172 | So./Fr. | Viera, Fla. (Viera HS) |
| 93 | Tyrone Barber | DL | 6-3 | 265 | Jr./Jr. | Venice, Fla. (Venice HS) |
| 21 | Brian Battie | RB | 5-8 | 170 | Fr./Fr. | Sarasota, Fla. (Sarasota HS) |
| 48 | Andrew Beardall | LS | 5-8 | 220 | Jr./So. | Merritt Island, Fla. (Merritt Island HS) |
| 6 | Demaurez Bellamy | LB | 5-10 | 220 | So./So. | Deland, Fla. (Deland HS) |
| 50 | Bryce Bernard | LS | 6-2 | 235 | Fr./Fr. | Neptune Beach, Fla. (Fletcher HS) |
| 23 | Josh Berry** | RB | 6-0 | 185 | So./Fr. | Davenport, Fla. (Ridge Community HS) |
| 83 | Logan Berryhill | WR | 6-4 | 186 | So./Fr. | Kingsland, Ga. (Camden County HS) |
| 57 | Joshua Blanchard | OL | 6-3 | 315 | So./Fr. | Miami, Fla. (Norland HS) |
| 25 | Eugene Bowman** | DB | 6-0 | 180 | Jr./So. | Jacksonville, Fla. (Robert E. Lee HS) |
| 11 | Dwayne Boyles Jr. | LB | 6-3 | 227 | Jr./Jr. | Miami, Fla. (Miami Central HS) |
| 89 | Mitchell Brinkman | TE | 6-4 | 250 | Gr./Sr. | Council Bluffs, Iowa (Lewis Central HS/Northern Illinois) |
| 7 | Sincere Brown | WR | 6-5 | 175 | Fr./Fr. | Charleston, S.C. (First Baptist School) |
| 21 | McArthur Burnett | DB | 5-9 | 190 | Gr./Sr. | Pahokee, Fla. (Pahokee HS/Coffeyville CC) |
| 4 | Le'Vontae Camiel | DE | 6-1 | 225 | Fr./Fr. | Lake City, Fla. (Columbia HS) |
| 88 | Chris Carter | TE | 6-4 | 246 | Jr./So. | Homestead, Fla. (South Dade HS) |
| 74 | Brad Cecil | OL | 6-4 | 300 | Jr./Jr. | Jacksonville, Fla. (Bartram Trail HS) |
| 38 | Randal Copeland | LB | 6-0 | 222 | Jr./So. | Havana, Fla. (Gadsden County HS) |
| 30 | Isaiah Cromarty | DB | 6-1 | 170 | Sr./Jr. | Aluchua, Fla. (Santa Fe HS/Webber International) |
| 82 | Michael Cucci | WR | 6-4 | 171 | Fr./Fr. | Bradenton, Fla. (Lakewood Ranch HS) |
| 15 | Jayden Curry | DB | 5-11 | 194 | So./Fr. | Virginia Beach, Va. (IMG Academy) |
| 16 | Brendan Cyr | QB | 6-5 | 205 | Fr./Fr. | Apopka, Fla. (Wekiva HS) |
| 3 | Vincent Davis | DB | 5-11 | 180 | Jr./Jr. | Jacksonville, Fla. (Robert E. Lee HS) |
| 49 | Ian Deneen | LS | 5-10 | 226 | Jr./Jr. | Winter Garden, Fla. (West Orange HS) |
| 4 | Omarion Dollison | WR | 5-9 | 180 | Fr./Fr. | Columbia, S.C./Gray Collegiate Academy |
| 18 | DeVontres Odoms-Dukes | WR | 6-4 | 218 | Gr./Sr. | Tampa, Fla. (Wharton HS) |
| 42 | Lubens Ervil | DB | 6-1 | 190 | So./Fr. | Palm Beach Gardens, Fla. (Dwyer HS/Jacksonville Univ.) |
| 0 | Daquan Evans | DB | 5-11 | 185 | So./So. | Orlando, Fla. (Jones HS) |
| 14 | Jah'Quez Evans | RB | 6-2 | 185 | So./So. | Atlanta, Ga. (Mays HS) |
| 2 | Darrian Felix | RB | 5-11 | 184 | Jr./Jr. | Fort Myers, Fla. (Fort Myers HS/Oregon) |
| 61 | Troy Fields | OL | 6-4 | 274 | Sr./Jr. | Miramar, Fla. (Miramar HS/Virginia Union) |
| 1 | Johnny Ford | RB | 5-5 | 172 | Jr./So. | Miami, Fla. (Miami HS) |
| 6 | Cade Fortin | QB | 6-3 | 222 | So./So. | Suwanee, Ga. (North Gwinnet HS/North Carolina) |
| 57 | AJ Franco | LB | 6-0 | 234 | Sr./Jr. | Sarasota, Fla. (Riverview HS) |
| 31 | Cody Gentry | DB | 6-1 | 187 | Sr./Jr. | Fort Worth, Texas (Brewer HS/Cisco CC/Southwest Oklahoma St.) |
| 6 | Devin Gil** | LB | 6-1 | 236 | Gr./Sr. | Pembroke Pines, Fla. (Flanagan HS/Michigan) |
| 44 | Camp Gobler | LB | 6-3 | 217 | So./Fr. | Stuart, Fla. (South Fork HS) |
| 45 | Darrien Grant | DE | 6-4 | 254 | Sr./Jr. | Bradenton, Fla. (Southeast HS) |
| 17 | Blake Green | DT | 6-1 | 280 | Sr./Sr. | Bradenton, Fla. (Bradenton Southeast HS/NW Missouri St.) |
| 34 | Joshua Green | DB | 5-10 | 170 | Jr./Jr. | Palm Harbor, Fla. (East Lake HS/Univ. Pikeville) |
| 71 | Uriah Greene | OL | 6-3 | 290 | Fr./Fr. | Charlotte, N.C. (Mallard Creek HS) |
| 5 | Antonio Grier Jr. | LB | 6-1 | 222 | Jr./Jr. | Atlanta, Ga. (Mays HS) |
| 79 | Dustyn Hall | OL | 6-3 | 308 | So./Fr. | Punta Gorda, Fla. (Charlotte HS) |
| 14 | AJ Hamilton | CB | 5-10 | 170 | Fr./Fr. | Dunnellon, Fla. (Dunnellon HS) |
| 7 | Mike Hampton | CB | 6-1 | 190 | Gr./Sr. | Tampa, Fla. (Hillsborough HS) |
| 64 | Demetris Harris | OL | 6-3 | 337 | Sr./Jr. | Jacksonville, Fla. (Robert E. Lee HS) |
| 24 | Mac Harris | S | 6-0 | 215 | Fr./Fr. | The Villages, Fla. (The Villages Charter School) |
| 13 | Christian Helms | WR | 6-2 | 193 | So./Fr. | Seffner, Fla. (Seffner Christian HS) |
| 26 | Keyon Helton | DB | 6-0 | 210 | Jr./So. | Pensacola, Fla. (West Florida HS) |
| 76 | Jarrett Hoppole | OL | 6-7 | 320 | Gr./Sr. | Suffolk, Va. (Nansemond River HS/Virginia Tech) |
| 80 | Terrence Home Jr. | WR | 5-7 | 178 | Jr./So. | Miramar, Fla. (Miramar HS) |
| 67 | Demontrey Jacobs | OL | 6-6 | 305 | Sr./Jr. | Gonzales, La. (East Ascension HS/Grambling) |
| 73 | Donovan Jennings | OL | 6-5 | 338 | Jr./Jr. | Tampa, Fla. (Gaither HS) |
| 0 | Noah Johnson | QB | 6-0 | 198 | Gr./Sr. | Tampa, Fla. (Armwood HS/Alcorn State) |
| 10 | Kelley Joiner Jr. | RB | 5-9 | 179 | So./So. | Clermont, Fla. (South Lake HS) |
| 10 | Kevin Kegler | DT | 6-2 | 294 | Sr./Sr. | Madison, Fla. (Madison County HS) |
| 51 | Stacy Kirby Jr. | DL | 6-3 | 252 | Jr./So. | Orlando, Fla. (Jones HS) |
| 12 | Ben Knox | CB | 6-2 | 185 | Fr./Fr. | DeLand, Fla. (DeLand HS) |

2020 USF FOOTBALL ALPHABETICAL ROSTER

| No. | Name | Pos. | Ht. | Wt. | Class/Elig. | Hometown (Previous Schools) |
|-----|-----------------------|------|------|-----|-------------|--|
| 22 | Mekhi LaPointe | DB | 6-2 | 200 | Sr./Jr. | Seffner, Fla. (Armwood HS) |
| 87 | Frederick Lloyd Jr. | TE | 6-5 | 215 | Sr./Jr. | Tifton, Ga. (Tift County HS) |
| 13 | Tramel Logan | DE | 6-2 | 230 | Fr./Fr. | Miami, Fla. (Booker T. Washington HS) |
| 60 | Patrick Manconi | OL | 6-3 | 280 | Fr./Fr. | Tampa, Fla. (Middleton HS) |
| 23 | Thad Mangum | DT | 6-2 | 285 | Gr./Sr. | Piedmont, S.C. (Christ Church HS/Wofford Univ.) |
| 75 | Jean Marcellus | OL | 6-4 | 325 | Sr./Jr. | Tampa, Fla. (Jefferson HS) |
| 12 | Katravis Marsh | QB | 6-5 | 198 | Fr./Fr. | Hialeah, Fla. (Miami Central HS) |
| 85 | Jacob Mathis | TE | 6-4 | 244 | Sr./Sr. | Tampa, Fla. (Berkley Prep/Ole Miss) |
| 3 | Jordan McCloud | QB | 6-0 | 193 | Jr./So. | Tampa, Fla. (Plant HS) |
| 62 | Matthew McDuffie | OL | 6-5 | 336 | Fr./Fr. | Glen Saint Mary, Fla. (Baker County HS) |
| 19 | Bryce Miller | WR | 5-10 | 180 | Sr./Jr. | St. Petersburg, Fla. (East Lake HS/Southeastern Univ.) |
| 59 | Andrew Mims | LB | 6-1 | 220 | Sr./Jr. | St. Johns, Fla. (Bartram Trail HS) |
| 44 | Thomas Nance | TE | 6-3 | 252 | So./Fr. | Eagle Lake, Fla. (Lake Region HS) |
| 16 | Brock Nichols | DB | 6-0 | 197 | Sr./Sr. | Naples, Fla. (Barron Collier HS/Delaware State) |
| 29 | Brian Norris Jr. | LB | 6-2 | 227 | Jr./So. | Chiefland, Fla. (Chiefland HS) |
| 27 | Leonard Parker | RB | 5-11 | 205 | So./Fr. | Tampa, Fla. (Plant HS) |
| 63 | Brock Parry | OL | 6-3 | 285 | So./RFR. | Coral Springs, Fla. (Florida Tech) |
| 15 | Jernard Phillips** | WR | 5-10 | 171 | Gr./Sr. | Miami, Fla. (Miami Central HS) |
| 96 | Kelvin Pinkney | DT | 6-3 | 315 | Sr./Sr. | Sarasota, Fla. (Booker HS) |
| 36 | Bailey Purcell | DB | 5-11 | 165 | Fr./Fr. | Seminole, Fla. (Seminole HS) |
| 34 | Michael Ray | K | 5-9 | 160 | So./Fr. | Orlando, Fla. (Boone HS) |
| 77 | Cesar Reyes | OL | 6-5 | 300 | Fr./Fr. | Tampa, Fla. (Chamberlain HS) |
| 81 | Garret Reynolds | WR | 6-1 | 180 | Fr./Fr. | Lake Wales, Fla. (Lake Wales HS) |
| 18 | TJ Robinson | DB | 6-3 | 185 | So./Fr. | Riverview, Fla. (Riverview HS/Rutgers) |
| 28 | Jared Sackett | K | 6-1 | 196 | Sr./Jr. | Fort Worth, Texas (Timber Creek HS/UTSA/Arkansas) |
| 9 | KJ Sails | DB | 5-11 | 180 | Sr./Sr. | Tampa, Fla. (East Bay HS/North Carolina) |
| 70 | Sebastian Sainterling | OL | 6-2 | 365 | Jr./So. | Hollywood, Fla. (Chaminade-Madonna HS) |
| 20 | Bentlee Sanders | DB | 5-9 | 175 | Sr./Jr. | Tampa, Fla. (Tampa Catholic HS) |
| 39 | Trent Schneider | P | 6-0 | 192 | Gr./Sr. | Sydney, Australia (Carlingford HS/Santa Barbara City Coll.) |
| 25 | Kenny Scribner | P | 5-11 | 210 | So./Fr. | Punta Gorda, Fla. (Charlotte HS) |
| 33 | Odunayo Seriki Jr. | RB | 5-10 | 185 | Sr./Sr. | Apopka, Fla. (Apopka HS) |
| 32 | Spencer Shrader | K | 6-2 | 183 | So./So. | Lithia, Fla. (Newsome HS) |
| 11 | Jordan Smith | QB | 6-1 | 180 | Fr./Fr. | Lake City, Fla. (Columbia HS) |
| 68 | Antonio Spanolios | OL | 6-7 | 360 | Sr./Sr. | Tarpon Springs, Fla. (Tarpon Springs HS/St. Petersburg CC) |
| 5 | Randall St. Felix | WR | 6-2 | 206 | Sr./Jr. | Miami, Fla. (Dr. Michael M. Krop HS) |
| 46 | Ryan Thaxton | DE | 6-4 | 235 | Sr./Jr. | Alexandria, Va. (St. Stephen's & St. Agnes HS/Fort Scott CC/Tennessee) |
| 8 | Christopher Townsel | DB | 6-2 | 185 | Fr./Fr. | Deerfield Beach, Fla. (Deerfield Beach HS) |
| 43 | La'Javier Turner | DB | 5-11 | 200 | Fr./Fr. | Havana, Fla. (Gadsden County HS) |
| 78 | Alec Valet | OL | 6-3 | 275 | So./Fr. | Titusville, Fla. (Astronaut HS/Jacksonville Univ.) |
| 40 | Jason Vaughn | DE | 6-5 | 235 | So./So. | Miami, Fla. (Advance Prep Acad.) |
| 92 | John Waller** | DT | 6-4 | 315 | Jr./So. | St. Petersburg, Fla. (Admiral Farragut Acad.) |
| 84 | Xavier Weaver | WR | 6-1 | 170 | So./So. | Orlando, Fla. (Orlando Christian Prep) |
| 24 | Coby Weiss | K | 5-9 | 155 | Sr./Sr. | Gainesville, Fla. (Buchholz HS/Tennessee State) |
| 52 | Michael Wiggs | OL | 6-3 | 309 | Sr./Sr. | Lakeland, Fla. (Lake Gibson HS) |
| 8 | Latrell Williams | WR | 5-11 | 181 | Sr./Jr. | Lake City, Fla. (Columbia HS/Independence CC/Tennessee) |
| 17 | Holden Willis | TE | 6-4 | 212 | Fr./Fr. | Greenback, Tenn. (Greenback School) |
| 91 | Rashawn Yates | DL | 6-3 | 271 | Jr./Jr. | Port St. Lucie, Fla. (Treasure Coast HS) |
| 26 | Yasias Young | RB | 5-9 | 178 | Fr./Fr. | Fort Myers, Fla. (Fort Myers HS) |

** Opted out of 2020 Season

NUMERICAL

| No. | Name |
|-----|---------------------------|
| 44 | Thomas Nance, TE |
| 45 | Darrien Grant, DE |
| 46 | Ryan Thaxton, DL |
| 48 | Andrew Beardall, LS |
| 49 | Ian Deneen, LS |
| 50 | Bryce Bernard, LS |
| 51 | Stacy Kirby, DL |
| 52 | Michael Wiggs, OL |
| 54 | Nico Sawtelle, LB |
| 57 | Joshua Blanchard, OL |
| 57 | AJ Franco, LB |
| 58 | Nkemakolam Asomba, DT |
| 59 | Andrew Mims, LB |
| 60 | Patrick Manconi, OL |
| 61 | Troy Fields, OL |
| 62 | Matthew McDuffie, OL |
| 63 | Brock Parry, OL |
| 64 | Demetris Harris, OL |
| 65 | David Anderton, OL |
| 67 | Demontrey Jacobs, OL |
| 68 | Antonio Spanolios, OL |
| 70 | Sebastian Sainterling, OL |
| 71 | Uriah Greene, OL |
| 73 | Donovan Jennings, OL |
| 74 | Brad Cecil, OL |
| 75 | Jean Marcellus, OL |
| 76 | Jarrett Hople, OL |
| 77 | Cesar Reyes, OL |
| 78 | Alec Valet, OL |
| 79 | Dustyn Hall, OL |
| 80 | Terrence Horne, WR |
| 81 | Garret Reynolds, WR |
| 82 | Michael Cucci, WR |
| 83 | Logan Berryhill, WR |
| 84 | Xavier Weaver, WR |
| 85 | Jacob Mathis, TE |
| 86 | Flaubert Akepeu, TE |
| 87 | Frederick Lloyd, TE |
| 88 | Chris Carter, TE |
| 89 | Mitchell Brinkman, TE |
| 91 | Rashawn Yates, DL |
| 93 | Tyrone Barber, DL |
| 96 | Kelvin Pinkney, DL |

USF FOOTBALL DEPTH CHART

(Game 7)

OFFENSE

| POS | # | Name | Ht. | Wt. | Cl. |
|-------------|----|----------------------------|------|-----|-----|
| WR | 18 | DeVontres Odoms-Dukes (BA) | 6-4 | 218 | Gr. |
| | 5 | Randall St. Felix | 6-2 | 206 | Jr. |
| TE | 89 | Mitchell Brinkman | 6-4 | 250 | Gr. |
| | 88 | Chris Carter | 6-4 | 246 | So. |
| | 85 | Jacob Mathis (BA) | 6-4 | 244 | Sr. |
| | 17 | Holden Willis | 6-4 | 212 | Fr. |
| RT | 57 | Joshua Blanchard | 6-3 | 315 | Fr. |
| | 76 | Jarrett Hopple | 6-7 | 320 | Gr. |
| RG | 52 | Michael Wiggs (BA) | 6-3 | 309 | Sr. |
| | 75 | Jean Marcellus (BA) | 6-4 | 325 | Jr. |
| C | 74 | Brad Cecil | 6-4 | 300 | Jr. |
| | 79 | Dustyn Hall | 6-3 | 308 | Fr. |
| LG | 64 | Demetris Harris | 6-3 | 337 | Jr. |
| | 70 | Sebastian Sainterling | 6-2 | 365 | So. |
| LT | 73 | Donovan Jennings (BA) | 6-5 | 338 | Jr. |
| | 67 | Demontrey Jacobs | 6-6 | 305 | Jr. |
| QB | 3 | Jordan McCloud (BA) | 6-0 | 193 | So. |
| | 0 | Noah Johnson (BA) | 6-0 | 198 | Gr. |
| | 6 | Cade Fortin | 6-3 | 222 | So. |
| | 12 | Katravis Marsh | 6-5 | 198 | Fr. |
| HB | 1 | Johnny Ford | 5-5 | 172 | So. |
| | 10 | Kelley Joiner Jr. | 5-9 | 179 | So. |
| | 27 | Leonard Parker | 5-11 | 205 | Fr. |
| | 2 | Darrian Felix | 5-11 | 184 | Jr. |
| | 21 | Brian Battie | 5-10 | 180 | Fr. |
| SLOT | 19 | Bryce Miller (BA) | 5-10 | 180 | Jr. |
| | 4 | Omarion Dollison | 5-9 | 180 | Fr. |
| | 80 | Terrence Horne Jr. | 5-7 | 178 | So. |
| WR | 8 | Latrell Williams | 5-11 | 181 | Jr. |
| | 84 | Xavier Weaver | 6-1 | 170 | So. |
| | 83 | Logan Berryhill | 6-4 | 186 | Fr. |

SPECIALISTS

| POS | # | Name | Ht. | Wt. | Cl. |
|------------------|----|----------------------|------|-----|-----|
| P | 25 | Kenny Scribner | 5-11 | 210 | Fr. |
| | 39 | Trent Schneider | 6-0 | 192 | Sr. |
| PK | 28 | Jared Sackett | 6-1 | 196 | Jr. |
| | 32 | Spencer Shrader (BA) | 6-2 | 183 | So. |
| H | 25 | Kenny Scribner | 5-11 | 210 | Fr. |
| | 39 | Trent Schneider | 6-0 | 192 | Sr. |
| LS | 50 | Bryce Bernard | 6-2 | 235 | Fr. |
| | 49 | Ian Deneen | 5-10 | 226 | Jr. |
| KO | 32 | Spencer Shrader (BA) | 6-2 | 183 | So. |
| RETURNERS | | | | | |
| KR | 1 | Johnny Ford | 5-5 | 172 | So. |
| | 14 | Jah'Quez Evans | 6-2 | 185 | So. |
| | 80 | Terrence Horne Jr. | 5-7 | 178 | So. |
| PR | 9 | KJ Sails (BA) | 5-11 | 180 | Sr. |
| | 84 | Xavier Weaver | 6-1 | 170 | So. |

DEFENSE

| POS | # | Name | Ht. | Wt. | Cl. |
|---------------|----|----------------------|------|-----|-----|
| END | 45 | Darrien Grant (BA) | 6-4 | 254 | Jr. |
| | 93 | Tyrone Barber | 6-3 | 265 | Jr. |
| NOSE | 17 | Blake Green (BA) | 6-1 | 280 | Sr. |
| | 10 | Kevin Kegler | 6-2 | 294 | Sr. |
| | 96 | Kelvin Pinkney (BA) | 6-3 | 315 | Sr. |
| TACKLE | 23 | Thad Mangum | 6-2 | 285 | Gr. |
| | 91 | Rashawn Yates | 6-3 | 271 | Jr. |
| LEO | 40 | Jason Vaughn | 6-5 | 235 | So. |
| | 13 | Tramel Logan | 6-2 | 230 | Fr. |
| | 46 | Ryan Thaxton | 6-4 | 235 | Jr. |
| WLB | 11 | Dwayne Boyles Jr. | 6-3 | 227 | Jr. |
| | 6 | Demaurez Bellamy | 5-10 | 220 | So. |
| | 24 | Mac Harris | 6-0 | 215 | Fr. |
| MLB | 5 | Antonio Grier Jr. | 6-1 | 222 | Jr. |
| | 59 | Andrew Mims | 6-1 | 220 | Jr. |
| | 29 | Brian Norris Jr. | 6-2 | 227 | So. |
| CB | 9 | KJ Sails (BA) | 5-11 | 180 | Sr. |
| | 0 | Daquan Evans | 5-11 | 185 | So. |
| SS | 20 | Bentlee Sanders (BA) | 5-9 | 175 | Jr. |
| | 8 | Christopher Townsel | 6-2 | 185 | Fr. |
| FS | 22 | Mekhi LaPointe (BA) | 6-2 | 200 | Jr. |
| | 15 | Jayden Curry | 5-11 | 194 | Fr. |
| CB | 7 | Mike Hampton (BA) | 6-1 | 190 | Gr. |
| | 12 | Ben Knox | 6-2 | 185 | Fr. |
| STAR | 3 | Vincent Davis | 5-11 | 180 | Jr. |
| | 16 | Brock Nichols | 6-0 | 197 | Sr. |
| | 26 | Keyon Helton | 6-0 | 210 | So. |

(BA) = NATIVE OF SEVEN-COUNTY TAMPA BAY AREA

PRONUNCIATION CHART

| | | |
|----|------------------|---------------------------|
| 21 | Brian Battie | Bat -TEE |
| 41 | DEMAUREZ Bellamy | Duh-MAR-ez |
| 4 | OMARION Dollison | OH-mar-EE-on |
| 18 | DeVONTRES Dukes | duh-VON-trees |
| 0 | DAQUAN Evans | DAY-kwan |
| 37 | Camp GOBLER | GOH-bler |
| 71 | URIAH Green | Yur-EYE-ah |
| 64 | DEMETRIS Harris | Duh-MEE-tris |
| 26 | KEYON Helton | KEY-on |
| 10 | KELLEY Joiner | Kelly |
| 22 | MEKHI LaPointe | MA-Kie |
| 75 | JEAN Marcellus | GENE |
| 33 | ODUNAYO SERIKI | OH-dah-NAY-Oh Sir-EEE-key |

CAREER STARTS CHART

| | 2020 | 2019 | 2018 | 2017 | CAREER |
|------------------------|------|------|------|------|--------|
| Mike Hampton (CB) | 6 | 12 | 11 | 1 | 30 |
| Nick Roberts (S) | 4 | 12 | 11 | - | 27 |
| Demetris Harris (OL) | 3 | 12 | 11 | - | 26 |
| Randall St. Felix (WR) | 1 | 12 | 10 | - | 23 |
| Brad Cecil (OL) | 4 | 12 | 7 | - | 23 |
| KJ Sails (CB) | 6 | 12 | - | - | 18 |
| Kevin Keglert (DT) | - | 6 | 10 | - | 16 |
| Dwayne Boyles (LB) | 3 | 11 | 2 | - | 16 |
| Donovan Jennings (OL) | 4 | 8 | 4 | - | 16 |
| Jordan McCloud (QB) | 5 | 10 | - | - | 15 |
| Bryce Miller (WR) | 6 | 7 | - | - | 13 |
| Rashawn Yates (DT) | 5 | 6 | 2 | - | 13 |
| Antonio Grier (LB) | 5 | 6 | - | - | 11 |
| Bentlee Sanders (SS) | 1 | 8 | 2 | - | 11 |
| Michael Wiggs (OL) | 6 | - | 6 | - | 12 |
| Vincent Davis (CB) | 7 | 1 | 3 | - | 11 |
| Blake Green (DT) | 4 | 5 | - | - | 9 |
| Kelvin Pinkney (DT) | - | 3 | 5 | - | 8 |
| Jarrett Hoppie (OL) | 4 | 2 | - | - | 6 |
| Kelley Joiner (RB) | 4 | 2 | - | - | 6 |
| Mekhi LaPointe (SS) | 3 | - | 4 | - | 7 |
| DeVontres Dukes (WR) | 6 | - | - | - | 6 |
| Johnny Ford (RB) | 2 | 3 | 1 | - | 6 |
| Thad Mangum (DT) | 6 | - | - | - | 6 |
| Mitch Brinkman (TE) | 5 | - | - | - | 5 |
| Demaurez Bellamy (LB) | 4 | 1 | - | - | 5 |
| Jernard Phillips (WR) | - | 4 | - | - | 4 |
| Joshua Blanchard (OL) | 4 | - | - | - | 4 |
| Dustyn Hall (OL) | 3 | - | - | - | 3 |
| Latrell Williams (WR) | 4 | - | - | - | 4 |
| Blake Green (DT) | 2 | - | - | - | 2 |
| Mac Harris (S) | 2 | - | - | - | 2 |
| Andrew Mims (LB) | 3 | - | - | - | 3 |
| Chris Townsel (DB) | 2 | - | - | - | 2 |
| Tyrone Barber (DT) | - | - | 1 | - | 1 |
| Darrien Grant (DE) | 1 | - | - | - | 1 |
| Terrence Horne (WR) | - | 1 | - | - | 1 |
| Demontrey Jacobs (OL) | 1 | - | - | - | 1 |
| Jean Marcellus (OL) | 1 | - | - | - | 1 |
| Katravis Marsh (QB) | 1 | - | - | - | 1 |
| Jacob Mathis (TE) | - | - | 1 | - | 1 |
| Brock Nichols (DB) | 1 | - | - | - | 1 |
| Brian Norris (LB) | 1 | - | - | - | 1 |
| Xavier Weaver (WR) | 1 | - | - | - | 1 |

GAME-BY-GAME LEADERS

| GAME | RUSHING | PASSING (C-A-YD-INT-TD) | CATCHES | REC YARDS | TACKLES |
|---------------|---------------|-------------------------|---------------|---------------|-------------------|
| CITADEL | Joiner (8-87) | McCloud (11-16-68-0-1) | St. Felix (4) | Miller (36) | Grier (10) |
| NOTRE DAME | Ford (6-70) | McCloud (8-14-64-0-0) | Dukes (3) | Williams (48) | Roberts (9) |
| CINCINNATI | Parker (7-51) | McCloud (12-21-137-2-0) | Ford (5) | Dukes (47) | Norris/Davis (11) |
| EAST CAROLINA | Ford (8-44) | McCloud (26-25-298-0-2) | Williams (8) | Williams (93) | Grier (10) |
| TEMPLE | Ford (15-68) | McCloud (15-26-182-0-2) | Ford (5) | Dollison (64) | Boyles (9) |
| TULSA | Fortin (4-39) | Johnson (18-27-150-1-1) | Dollison (6) | Dollison (54) | Mims (7) |

FIELD GOALS

| Field Goals | fg | pct. | 01-19 | 20-29 | 30-39 | 40-49 | 50-99 | lg | blk |
|-----------------|-----|------|-------|-------|-------|-------|-------|----|-----|
| Jared Sackett | 4-6 | .667 | - | 2-2 | 2-3 | 0-1 | - | - | - |
| Spencer Shrader | 0-1 | .000 | - | - | - | 0-1 | - | - | - |

| FG Sequence | USF | Opponents |
|---------------|--------------|------------------|
| Citadel | (43) | 45, 41, (36) |
| Notre Dame | - | (38), 22 |
| Cincinnati | (35) | (37) |
| East Carolina | 31 | 25, (36), 42, 37 |
| Temple | 29 | 24, (36), 26 |
| Tulsa | 39, 25, (42) | - |

(missed)

2020 USF GAME-BY-GAME STARTERS

OFFENSE

| GAME | LT | LG | C | RG | RT | TE | QB | HB | Slot | WR | WR |
|---------------|-----------|-----------|-------|-------|-----------|----------|---------|--------|--------|-----------|-------|
| CITADEL | Blanchard | Marcellus | Hall | Wiggs | Hoppie | Brinkman | McCloud | Joiner | Miller | St. Felix | Dukes |
| NOTRE DAME | Jennings | Hoppie | Hall | Wiggs | Blanchard | Brinkman | McCloud | Joiner | Miller | Weaver | Dukes |
| CINCINNATI | Jacobs | Hall | Cecil | Wiggs | Blanchard | Brinkman | Marsh | Joiner | Miller | Williams | Dukes |
| EAST CAROLINA | Jennings | Harris | Cecil | Wiggs | Hoppie | Brinkman | McCloud | Joiner | Miller | Williams | Dukes |
| TEMPLE | Jennings | Harris | Cecil | Wiggs | Hoppie | Carter | McCloud | Ford | Miller | Williams | Dukes |
| TULSA | Jennings | Harris | Cecil | Wiggs | Blanchard | Brinkman | McCloud | Ford | Miller | Williams | Dukes |

**Started four wide receivers

***Started two tight ends

DEFENSE

| GAME | END | NOSE | TACKLE | LEO | WLB | MLB | STAR | CB | SS | FS | CB |
|---------------|---------|-------|--------|----------|---------|-------|-------|-------|----------|---------|---------|
| CITADEL | Yates** | Green | Mangum | Grier* | Boyles | Mims | Davis | Sails | LaPointe | Roberts | Hampton |
| NOTRE DAME | Grant | Green | Mangum | Grier* | Bellamy | Mims | Davis | Sails | Sanders | Roberts | Hampton |
| CINCINNATI | Yates** | Green | Mangum | Norris | Harris | Grier | Davis | Sails | Townsel | Roberts | Hampton |
| EAST CAROLINA | Yates** | Green | Mangum | Bellamy* | Harris | Grier | Davis | Sails | Townsel | Nichols | Hampton |
| TEMPLE | Yates** | Green | Mangum | Bellamy* | Boyles | Grier | Davis | Sails | LaPointe | Roberts | Hampton |
| TULSA | Yates** | Green | Mangum | Bellamy* | Boyles | Mims | Davis | Sails | LaPointe | Roberts | Hampton |

* Started Three Linebackers

** Started Three Defensive Tackles

TURNOVERS FORCED

| TEAM | INT | FUMBLE | DEF TD | TOTAL |
|-----------|-----|--------|--------|-------|
| USF | 7 | 3 | - | 10 |
| Opponents | 6 | 7 | - | 13 |

USF CAUSED: 10 **OPP CAUSED: 13**
USF POINTS OFF TO: 13 **OPP POINTS OFF TO: 27**
USF DEFENSIVE TD'S: 0 **OPP DEFENSIVE TD'S: 2**

USF TURNOVERS FORCED

| QT | Play | Ball On | Result |
|--------------------|---------------------|---------|-------------|
| CITADEL (3) | | | |
| 1st | FUM: Mike Hampton | USF 39 | Downs |
| 4th | FUM: Brock Nichols | CIT 20 | Downs |
| 4th | INT: Mekhi LaPointe | USF 43 | End of Game |

NOTRE DAME (0)

None

CINCINNATI (4)

| | | | |
|-----|--------------------|--------|--------------|
| 1st | INT: Mac Harris | USF 37 | Interception |
| 1st | FUM: Thad Mangum | CIN 45 | Punt |
| 2nd | INT: Chris Townsel | USF 0 | Punt |
| 4th | INT: Brock Nichols | USF 49 | Interception |

EAST CAROLINA (0)

NONE

TEMPLE (2)

| | | | |
|-----|---------------------|--------|------------|
| 2nd | INT: Mekhi LaPointe | TEM 35 | Touchdown |
| 3rd | INT: Daquan Evans | TEM 10 | Field Goal |

TULSA (1)

| | | | |
|-----|-------------------|--------|------------|
| 1st | INT: Daquan Evans | USF 46 | Field Goal |
|-----|-------------------|--------|------------|

OPPONENT TURNOVERS FORCED

| QT | Play | Ball On | Result |
|--------------------|------|---------|--------|
| CITADEL (0) | | | |
| None | | | |

NOTRE DAME (0)

None

CINCINNATI (5)

| | | | |
|-----|----------------------|--------|--------------|
| 1st | INT: Coby Bryant | USF 46 | Interception |
| 1st | INT: Ahmad Gardner | CIN 49 | Fumble |
| 2nd | INT: Coby Bryant | USF 44 | Interception |
| 4th | INT: Arquon Bush | CIN 5 | Interception |
| 4th | INT: Darrian Beavers | CIN 47 | Punt |

EAST CAROLINA (2)

| | | | |
|-----|---------------------|--------|------------|
| 1st | FUM: Elijah Morris | USF 42 | Touchdown |
| 4th | FUM: Teylor Jackson | USF 31 | Field Goal |

TEMPLE (3)

| | | | |
|-----|----------------------|--------|------------|
| 1st | FUM: D. Archibong | USF 12 | Field Goal |
| 2nd | FUM: George Reid | TEM 31 | Blocked FG |
| 4th | FUM: Arnold Ebiketie | TD | Touchdown |

TULSA (3)

| | | | |
|-----|-----------------|--------|--------------|
| 1st | FUM: L. Mullins | USF 45 | Interception |
| 2nd | FUM: G. Sawyer | TUL 6 | End of Half |
| 3rd | INT: Z. Collins | TD | Touchdown |

USF DRIVE CHART

DISPLAYED USF/OPPONENT

| | Possessions | TDs | FGs Made | FGs Missed | Fumble | Int. | Safety | Punt | Turnover on Downs | End of Half | End of Game | 80+ yard Drives | 3 and Out |
|---------------|--------------|--------------|------------|------------|------------|------------|------------|--------------|-------------------|-------------|-------------|-----------------|--------------|
| CITADEL | 13/12 | 4/0 | 0/2 | 1/1 | 0/2 | 0/1 | 0/0 | 4/6 | 2/0 | 1/0 | 1/0 | 1/0 | 1/2 |
| NOTRE DAME | 12/11 | 0/7 | 0/1 | 0/1 | 0/0 | 0/0 | 0/0 | 6/2 | 4/0 | 1/0 | 1/0 | 0/0 | 5/2 |
| CINCINNATI | 14/13 | 1/4 | 0/0 | 1/1 | 0/1 | 5/3 | 0/0 | 3/4 | 2/0 | 1/0 | 1/0 | 0/1 | 2/4 |
| EAST CAROLINA | 12/13 | 3/5 | 1/3 | 0/1 | 2/0 | 0/0 | 0/0 | 3/2 | 3/0 | 0/1 | 0/1 | 2/0 | 0/0 |
| TEMPLE | 15/14 | 5/5 | 1/2 | 0/1 | 3/0 | 0/2 | 0/0 | 5/4 | 0/0 | 0/1 | 1/0 | 1/1 | 3/2 |
| TULSA | 13/13 | 1/6 | 2/0 | 1/0 | 2/0 | 1/1 | 0/0 | 4/5 | 1/0 | 0/1 | 1/0 | 0/1 | 3/2 |
| TOTALS | 79/76 | 14/27 | 4/8 | 3/4 | 7/3 | 6/7 | 0/0 | 25/23 | 12/0 | 3/3 | 5/1 | 4/3 | 14/12 |

USF SCORING DRIVES

QT When Score Play DRIVE

VS. CITADEL (4 TD-0 FG)

1st.....0:49..... TD Dukes 10-yard pass from McCloud8 plays, 62 yards, 3:18
 2nd.....2:41..... TD Johnson nine-yard run5 plays, 60 yards, 2:44
 4th.....6:55..... TD Joiner three-yard run7 plays, 86 yards, 2:59

AT NOTRE DAME (0 TD-0 FG)

None

AT CINCINNATI (1 TD-0 FG)

3rd.....0:49..... TD Ford two-yard run10 plays, 65 yards, 3:06

VS. EAST CAROLINA (3 TD-1 FG)

1st.....8:58..... TD Ford eight-yard run6 plays, 65 yards, 1:37
 2nd.....4:59..... TD Ford seven-yard run5 plays, 80 yards, 1:55
 2nd.....0:32..... FG Sackett 31-yard field goal11 plays, 61 yards, 1:45
 4th.....0:31..... TD Johnson 15-yard run7 plays, 54 yards, 2:43

AT TEMPLE (5 TD-1 FG)

1st.....4:34..... TD St. Felix 13-yard pass from McCloud.....10 plays, 49 yards, 3:48
 2nd.....9:39..... TD Dukes 28-yard pass from McCloud10 plays, 95 yards, 3:26
 2nd.....1:18..... TD Johnson two-yard run4 plays, 35 yards, 1:01
 3rd.....5:39..... TD Ford 13-yard pass from McCloud8 plays, 46 yards, 2:32
 3rd.....3:16..... FG Sackett 29-yard field goal4 plays, -2 yards, 1:01
 4th.....1:03..... TD Parker one-yard run.....12 plays, 72 yards, 3:21

VS. TULSA (1 TD-2 FG)

1st.....9:59..... FG Sackett 39-yard field goal6 plays, 17 yards, 1:20
 1st.....6:57..... FG Sackett 25-yard field goal4 plays, 1 yard, 1:18
 3rd.....8:43..... TD Miller 4-yard pass from Johnson.....10 plays, 72 yards, 4:57

SCORING DRIVES 3:00 OR LESS: 4 (4 TD; - FG)

SCORING DRIVES 2:00 OR LESS: 7 (4 TD; 3 FG)

SCORING DRIVES 1:00 OR LESS: - (- TD; - FG)

LONG DRIVES:

Longest by PLAYS:

12 plays (72 yards, 3:21, TD at Temple)

Longest by YARDS:

95 yards (10 plays, 3:26, TD, at Temple)

Longest by TIME:

4:57 (10 plays, 72 yards, TD vs. Tulsa)

DEFENSE/SPECIAL TEAMS TOUCHDOWNS: 1

DEFENSIVE SCORING PLAYS

0-yard Punt Return - Omarion Dollison vs. The Citadel

2020 GAME-BY-GAME TEAM STATISTICS

| GAME | FINAL SCORE | QUARTERS | | | | 1st DOWNS | | RUSHING | | PASSING | | | TOT OFF | PUNTS | | PENALTY | | | 3RD | 4TH | RED | SACKS | FIELD | | POSSESSION TIME | | | |
|-----------------|-------------|----------|-----------|-----------|----------|---------------|-----------|-----------------|----------------|------------|----------|------------|---------------|------------|---------------|-------------|------------|------------|------------|------------|-------------|--------------|--------------|-------------|-----------------|--------------|--|--|
| | | 1 | 2 | 3 | 4 | OT | R-P-PE | TOT | NO-YDS-TD | C-A-I | YDS | TD | YDS | NO-AVG | F-FL | NO-YDS | DNS | DNS | ZONE | NO-YDS | GOALS | 1 | 2 | 3 | 4 | TOT | | |
| USF | 27 | 7 | 13 | 0 | 7 | 13-7-0 | 20 | 39-302-2 | 18-25-0 | 102 | 1 | 404 | 4-34.2 | 0-0 | 5-50 | 5-12 | 0-2 | 3-4 | 1-4 | 0-1 | 0-0 | 7:02 | 5:29 | 6:41 | 8:31 | 27:43 | | |
| vs. THE CITADEL | 6 | 3 | 3 | 0 | 0 | 10-4-2 | 16 | 54-200-0 | 4-18-1 | 84 | 0 | 284 | 6-31.7 | 4-2 | 7-63 | 8-18 | 2-2 | 1-2 | 3-15 | 2-3 | 7:58 | 9:31 | 8:19 | 6:29 | 32:17 | | | |
| USF | 0 | 0 | 0 | 0 | 0 | 5-5-1 | 11 | 33-106-0 | 12-29-0 | 125 | 0 | 231 | 4-23.0 | 0-0 | 4-40 | 2-15 | 1-5 | 0-1 | 0-0 | 0-0 | 4:09 | 7:12 | 9:30 | 6:42 | 27:33 | | | |
| at NOTRE DAME | 52 | 14 | 21 | 10 | 7 | 16-5-0 | 16 | 45-281-6 | 13-21-0 | 149 | 0 | 430 | 2-37.0 | 2-0 | 2-25 | 8-14 | 2-2 | 6-7 | 2-15 | 1-2 | 10:51 | 7:48 | 5:30 | 8:18 | 32:27 | | | |
| USF | 7 | 0 | 0 | 7 | 0 | 5-12-2 | 19 | 33-83-1 | 21-45-5 | 208 | 0 | 291 | 3-34.7 | 1-0 | 3-40 | 5-13 | 1-3 | 1-1 | 1-7 | 0-1 | 4:57 | 6:36 | 6:59 | 5:04 | 23:36 | | | |
| at CINCINNATI | 28 | 7 | 7 | 14 | 0 | 12-9-1 | 22 | 45-189-1 | 16-26-3 | 143 | 2 | 332 | 4-46.8 | 1-1 | 7-52 | 10-17 | 1-1 | 3-5 | 3-22 | 0-1 | 10:03 | 8:24 | 8:01 | 9:56 | 36:24 | | | |
| USF | 24 | 7 | 10 | 0 | 7 | 8-12-2 | 22 | 34-92-3 | 28-38-0 | 306 | 0 | 398 | 3-34.0 | 2-2 | 5-66 | 5-13 | 0-3 | 4-5 | 1-2 | 1-1 | 4:11 | 10:33 | 5:30 | 4:10 | 24:24 | | | |
| vs. ECU | 44 | 17 | 14 | 7 | 6 | 9-11-1 | 21 | 47-210-2 | 17-26-0 | 222 | 3 | 432 | 2-36.0 | 1-0 | 3-45 | 8-16 | 2-2 | 5-5 | 5-19 | 3-4 | 10:49 | 4:27 | 9:30 | 10:50 | 35:36 | | | |
| USF | 37 | 7 | 14 | 10 | 6 | 12-6-3 | 21 | 44-143-2 | 16-29-0 | 181 | 3 | 324 | 6-33.8 | 4-3 | 11-111 | 4-12 | 2-2 | 5-6 | 0-0 | 1-1 | 8:41 | 5:56 | 4:43 | 8:19 | 27:39 | | | |
| at TEMPLE | 39 | 10 | 7 | 9 | 13 | 8-21-3 | 32 | 42-142-0 | 30-42-2 | 270 | 4 | 412 | 4-39.5 | 1-0 | 5-54 | 9-17 | 1-1 | 6-7 | 4-23 | 2-3 | 6:19 | 9:04 | 10:17 | 6:41 | 32:21 | | | |
| USF | 13 | 6 | 0 | 7 | 0 | 5-10-2 | 17 | 34-122-0 | 22-36-1 | 235 | 1 | 305 | 4-42.5 | 2-2 | 6-30 | 2-15 | 3-4 | 2-4 | 0-0 | 2-3 | 6:51 | 6:53 | 10:11 | 7:32 | 31:27 | | | |
| vs. TULSA | 42 | 7 | 14 | 21 | 0 | 10-11-0 | 21 | 37-227-4 | 17-25-1 | 183 | 1 | 462 | 5-26.6 | 0-0 | 5-40 | 7-12 | 0-0 | 2-2 | 1-2 | 0-0 | 8:09 | 8:07 | 4:49 | 7:28 | 28:33 | | | |

USF EXPLOSIVE PLAYS (20+ YARDS)

| | 20-29 | 30-39 | 40-49 | 50-59 | 60-69 | 70-79 | 80-89 | 90-99 | TOTAL |
|------------------|----------|----------|----------|----------|----------|----------|----------|----------|-----------|
| RUSHING | | | | | | | | | |
| Johnny Ford | 1 | - | 2 | - | - | - | - | - | 3 |
| Kelly Joiner | 1 | - | 1 | - | - | - | - | - | 2 |
| Brian Batte | 1 | - | - | - | - | - | - | - | 1 |
| Cade Fortin | - | 1 | - | - | - | - | - | - | 1 |
| Noah Johnson | 1 | - | - | - | - | - | - | - | 1 |
| Leonard Parker | 1 | - | - | - | - | - | - | - | 1 |
| Odunayo Seriki | 1 | - | - | - | - | - | - | - | 1 |
| TOTALS | 6 | 1 | 3 | - | - | - | - | - | 10 |
| RECEIVING | | | | | | | | | |
| Omarion Dollison | 2 | - | - | 1 | - | - | - | - | 3 |
| Latrell Williams | 1 | 2 | - | - | - | - | - | - | 3 |
| DeVontre Dukes | 2 | - | - | - | - | - | - | - | 2 |
| Johnny Ford | 2 | - | - | - | - | - | - | - | 2 |
| Mitch Brinkman | - | 1 | - | - | - | - | - | - | 1 |
| Xavier Weaver | 1 | - | - | - | - | - | - | - | 1 |
| TOTALS | 8 | 3 | - | 1 | - | - | - | - | 12 |
| PASSING | | | | | | | | | |
| Jordan McCloud | 5 | 2 | - | 1 | - | - | - | - | 8 |
| Noah Johnson | 1 | 1 | - | - | - | - | - | - | 2 |
| Cade Fortin | 1 | - | - | - | - | - | - | - | 1 |
| Katravis Marsh | 1 | - | - | - | - | - | - | - | 1 |
| TOTALS | 8 | 3 | - | 1 | - | - | - | - | 12 |

COMBINED EXPLOSIVE PLAYS

Johnny Ford - 4 (3 Rushing, 1 Receiving)

Jordan McCloud - 4 (4 Passing)

Latrell Williams - 3 (3 Receiving)

Omarion Dollison - 3 (3 Receiving)

Kelly Joiner - 2 (2 Rushing)

Cade Fortin - 2 (1 Passing, 1 Rushing)

USF EXPLOSIVE PLAYS (20+ YARDS)

EXPLOSIVE PLAY BREAKDOWN

USF TOTAL (Run & Pass): 22 (10 RUN, 12 PASS)

USF GAME HIGH: 6 vs. The Citadel

OPPONENT GAME HIGH: 7 (3 run, 4 pass) vs. Tulsa

USF

Long Pass: 52, McCloud to Dollison vs. ECU

Long Run: 43, Ford vs. The Citadel

Long Punt Return: 60, Sails vs. Tulsa

Long Kickoff Return: 70, Ford at Cincinnati

Long INT Return: 56, Evans at Temple

OPPONENT

Long Pass: 75, Ahlers to Johnson, ECU

Long Run: 62, Prince, Tulsa

Long Def: 97, Tucker, KR, Cincinnati

CITADEL (6)

2Q 43RUNFordvs. Citadel

3Q 41RUNJoinervs. Citadel

4Q 27RUNJoinervs. Citadel

4Q 20RUNJohnsonvs. Citadel

4Q 21RUNSerikivs. Citadel

4Q 24RUNBattievs. Citadel

NOTRE DAME (3)

1Q 42RUNFordat Notre Dame

4Q 36PASSJohnson to Williams .at Notre Dame

4Q 22RUNFordat Notre Dame

CINCINNATI (3)

1Q 21PASSMarsh to Dukesat Cincinnati

3Q 28PASSMcCloud to Fordat Cincinnati

4Q 27RUNParkerat Cincinnati

EAST CAROLINA (4)

1Q 31PASSMcCloud to Brinkmanvs. ECU

2Q 23PASSMcCloud to Williamsvs. ECU

2Q 52PASSMcCloud to Dollisonvs. ECU

2Q 31PASSMcCloud to Williamsvs. ECU

TEMPLE (3)

2Q 21PASSMcCloud to Fordat Temple

2Q 28PASSMcCloud to Dukes (TD) ...at Temple

2Q 21PASSMcCloud to Dollisonat Temple

TULSA (3)

3Q 22PASSFortin to Dollisonvs. Tulsa

3Q 33RUNFortinvs. Tulsa

4Q 21PASSJohnson to Weavervs. Tulsa

EXPLOSIVE PLAYS BY LENGTH

QT LENGTH.TYPE... PLAYEROPP
2Q 52PASS...McCloud to Dollisonvs. ECU

▲ 50 + YARD PLAYS ▲

2Q 43RUNFordvs. Citadel

1Q 42RUNFordat Notre Dame

3Q 41RUNJoinervs. Citadel

4Q 36PASSJohnson to Williams .at Notre Dame

3Q 33RUNFortinvs. Tulsa

2Q 31PASSMcCloud to Williamsvs. ECU

1Q 31PASSMcCloud to Brinkmanvs. ECU

2Q 28PASSMcCloud to Dukes (TD) ...at Temple

3Q 28PASSMcCloud to Fordat Cincinnati

4Q 27RUNParkerat Cincinnati

4Q 27RUNJoinervs. Citadel

4Q 24RUNBattievs. Citadel

2Q 23PASSMcCloud to Williamsvs. ECU

3Q 22PASSFortin to Dollisonvs. Tulsa

4Q 22RUNFordat Notre Dame

4Q 21PASSJohnson to Weavervs. Tulsa

2Q 21PASSMcCloud to Dollisonat Temple

2Q 21PASSMcCloud to Fordat Temple

1Q 21PASSMarsh to Dukesat Cincinnati

4Q 21RUNSerikivs. Citadel

4Q 20RUNJohnsonvs. Citadel

▼ LONG PLAYS FOR TOUCHDOWNS

2Q 28PASSMcCloud to Dukes (TD) ...at Temple

TOTAL 20+ FOR TD: 1

GAME HIGH 20+ YARD PLAYS FOR TD: 1

▼ 30+ YARD SPECIAL TEAMS PLAYS

1Q 70KRFordat Cincinnati

1Q 60PRSailsvs. Tulsa

3Q 56IREvansat Temple

1Q 31IREvansvs. Tulsa

2020 GAME-BY-GAME STATISTICS

GAME-BY-GAME PASSING

#3 JORDAN MCCLOUD

| | COMP | ATT | INT | PCT | YDS | TD | LG | SACK | EFF | TOT: YDS | TD |
|---------------|------|-----|-----|------|-----|----|----|------|--------|----------|----|
| THE CITADEL | 11 | 16 | 0 | 68.8 | 68 | 1 | 14 | 1 | 125.08 | 71 | 1 |
| AT NOTRE DAME | 8 | 14 | 0 | 57.1 | 64 | 0 | 14 | 1 | 95.54 | 85 | 0 |
| AT CINCINNATI | 12 | 21 | 2 | 57.1 | 137 | 0 | 28 | 3 | 92.90 | 119 | 0 |
| EAST CAROLINA | 26 | 35 | 0 | 74.3 | 298 | 0 | 52 | 4 | 145.8 | 305 | 0 |
| AT TEMPLE | 15 | 26 | 0 | 57.7 | 182 | 3 | 28 | 4 | 154.6 | 183 | 3 |
| TULSA | 2 | 7 | 0 | 28.6 | 8 | 0 | 5 | 0 | 38.2 | 23 | 0 |

#0 NOAH JOHNSON

| | COMP | ATT | INT | PCT | YDS | TD | LG | SACK | EFF | TOT: YDS | TD |
|---------------|------|-----|-----|------|-----|----|----|------|--------|----------|----|
| THE CITADEL | 3 | 4 | 0 | 75.0 | 24 | 0 | 10 | 1 | 125.40 | 73 | 0 |
| AT NOTRE DAME | 4 | 12 | 0 | 33.3 | 61 | 0 | 36 | 0 | 76.03 | 72 | 0 |
| EAST CAROLINA | 2 | 3 | 0 | 66.7 | 8 | 0 | 7 | 1 | 89.1 | 26 | 1 |
| AT TEMPLE | 1 | 2 | 0 | 50.0 | -1 | 0 | 0 | 0 | 45.8 | 4 | 1 |
| TUSLA | 18 | 27 | 1 | 66.7 | 150 | 1 | 21 | 1 | 118.2 | 178 | 1 |

#12 KATRAVIS MARSH

| | COMP | ATT | INT | PCT | YDS | TD | LG | SACK | EFF | TOT: YDS | TD |
|---------------|------|-----|-----|------|-----|----|----|------|-------|----------|----|
| THE CITADEL | 4 | 5 | 0 | 80.0 | 10 | 0 | 19 | 1 | 96.80 | 3 | 0 |
| AT NOTRE DAME | 0 | 3 | 0 | 0.0 | 0 | 0 | 0 | 0 | 0 | 0 | 0 |
| AT CINCINNATI | 6 | 13 | 3 | 46.2 | 39 | 0 | 21 | 0 | 25.20 | 41 | 0 |

#6 CADE FORTIN

| | COMP | ATT | INT | PCT | YDS | TD | LG | SACK | EFF | TOT: YDS | TD |
|---------------|------|-----|-----|-------|-----|----|----|------|-------|----------|----|
| AT CINCINNATI | 2 | 6 | 0 | 33.3 | 14 | 0 | 15 | 0 | 52.93 | 14 | 0 |
| TULSA | 2 | 2 | 0 | 100.0 | 25 | 0 | 22 | 0 | 205.0 | 64 | 0 |

2020 GAME-BY-GAME RUSHING (CARRIES-YARDS-TD)

| PLAYER | CITADEL | @ND | @CINC | ECU | @Temple | TULSA | @Memphis | @Houston | NAVY | UCF |
|----------------------|----------|----------|-----------|----------|---------|-------|----------|----------|------|-----|
| FORD, Johnny RB | 9-71-0 | 6-70-0 | 9-12-1 | 8-44-2 | 15-68-0 | 8-20 | | | | |
| JOINER, Kelley RB | 8-87-1 | 8-6-0 | 12-36-0 | 6-23-0 | 11-53-0 | 7-17 | | | | |
| JOHNSON, Noah QB | 7-49-1 | 6-12-0 | - | 3-18-1 | 5-5-1 | 9-28 | | | | |
| BATTIE, Brian RB | 3-43-0 | 3-9-0 | - | 1-13-0 | - | 1-3 | | | | |
| SERIKI, Odunayo RB | 2-24-0 | 3-1-0 | - | - | - | - | | | | |
| DOLLISON, Omarion WR | 1-19-0 | - | - | - | 1-10-0 | - | | | | |
| FELIX, Darrian RB | 3-11-0 | - | - | 3-(-3)-0 | - | - | | | | |
| MILLER, Bryce WR | 1-4-0 | - | - | - | - | - | | | | |
| McCLOUD, Jordan QB | 3-3-0 | 5-21-0 | 4-(-18)-0 | 12-7-0 | 10-1-0 | 1-15 | | | | |
| MARSH, Katravis QB | 1-(-7)-0 | - | - | - | - | - | | | | |
| WILLIAMS, Latrell WR | - | 1-(-4)-0 | - | - | - | - | | | | |
| EVANS, Jahquez WR | - | 1-(-9)-0 | - | - | 1-5-0 | - | | | | |
| PARKER, Leonard DB | - | - | 7-51-0 | - | 1-1-1 | 4-0 | | | | |
| MARSH, Katravis QB | - | - | 1-2-0 | - | - | - | | | | |
| FORTIN, Cade QB | - | - | - | - | - | 4-39 | | | | |

2020 GAME-BY-GAME RECEIVING (CATCHES-YARDS-TD)

| PLAYER | CITADEL | @ND | @CINC | ECU | @Temple | TULSA | @Memphis | @Houston | NAVY | UCF |
|-----------------------|----------|----------|--------|----------|---------|--------|----------|----------|------|-----|
| DUKES, DeVontres WR | 2-17-1 | 3-36-0 | 3-47-0 | 4-42-0 | 3-41-1 | 1-13 | | | | |
| WILLIAMS, Latrell WR | 1-(-1)-0 | 2-48-0 | 1-16-0 | 8-93-0 | 1-3-0 | 1-8 | | | | |
| MILLER, Bryce WR | 3-26-0 | - | 2-15-0 | 5-43-0 | - | 5-44 | | | | |
| BRINKMAN, Mitch TE | 1-12-0 | 2-21-0 | 3-36-0 | 2-47-0 | 1-0-0 | 4-32 | | | | |
| BROWN, Sincere WR | 1-19-0 | - | - | - | - | - | | | | |
| FORD, Johnny RB | 2-15-0 | - | 5-43-0 | 2-14-0 | 5-54-1 | 1-(-1) | | | | |
| ST. FELIX, Randall WR | 4-7-0 | - | 1-11-0 | 3-15-0 | 2-19-1 | - | | | | |
| WEAVER, Xavier WR | 1-6-0 | 1-6-0 | - | - | - | 2-26 | | | | |
| ATKINS, Sean WR | 1-4-0 | - | - | - | - | - | | | | |
| MATHIS, Jacob TE | 1-(-4)-0 | - | - | 1-5-0 | - | - | | | | |
| HORNE, Terrence WR | 1-(-9)-0 | 1-(-4)-0 | - | - | - | - | | | | |
| DOLLISON, Omarion WR | - | 1-17-0 | 1-15-0 | 1-52-0 | 4-64-0 | 6-54 | | | | |
| CARTER, Chris TE | - | 1-4-0 | 2-4-0 | - | - | 1-4 | | | | |
| JOINER, Kelley RB | - | 1-(-3)-0 | 2-3-0 | 2-(-5)-0 | - | - | | | | |
| McCLOUD, Jordan QB | - | - | 1-18-0 | - | - | - | | | | |
| BATTIE, Brian RB | - | - | - | - | - | 1-3 | | | | |

2020 GAME-BY-GAME SACKS

| PLAYER | TOT | CITADEL | @ND | @CINC | ECU | @Temple | TULSA | @Memphis | @Houston | NAVY | UCF |
|-------------------|---------------|--------------|----------|--------------|--------------|---------|-------|----------|----------|------|-----|
| GRIER, Antonio | 3.0-13 | 1.0-4 | - | 1.0-7 | 1.0-2 | | | | | | |
| TEAM TOTAL | 3.0-13 | 1.0-4 | - | 1.0-7 | 1.0-2 | | | | | | |

GAME-BY-GAME TACKLES

| PLAYER | UA-A | TOTAL | CIT | @ND | @CINC | ECU | @TEM | TULSA | @MEM | @HOU | NAVY | UCF |
|----------------------|-------|-------|-----|-----|-------|-----|------|-------|------|------|------|-----|
| GRIER, Antonio | 21-19 | 40 | 2-8 | 4-0 | 5-4 | 6-4 | 2-1 | 2-2 | | | | |
| ROBERTS, Nick | 22-17 | 39 | 4-3 | 6-3 | 0-7 | 5-3 | 4-1 | 3-0 | | | | |
| DAVIS, Vincent | 17-14 | 31 | 4-3 | 1-2 | 3-8 | 0-1 | 7-1 | 2-0 | | | | |
| MANGUM, Thad | 14-13 | 27 | 6-3 | 2-0 | 2-3 | 2-2 | 2-3 | 0-2 | | | | |
| HAMPTON, Mike | 14-10 | 24 | 0-1 | 2-2 | 4-5 | 2-2 | 5-0 | 1-0 | | | | |
| HARRIS, Mac | 12-11 | 23 | 2-1 | 2-2 | 1-7 | 6-1 | 1-0 | - | | | | |
| MIMS, Andrew | 13-7 | 20 | 2-3 | 4-0 | - | 1-1 | 2-0 | 4-3 | | | | |
| BELLAMY, Damaurez | 11-8 | 19 | - | 1-3 | 2-0 | 2-4 | 3-1 | 3-0 | | | | |
| BOYLES, Dwayne | 13-6 | 19 | 3-1 | - | - | - | 6-3 | 4-2 | | | | |
| SAILS, KJ | 13-5 | 18 | 2-0 | 4-3 | 1-0 | 2-0 | 3-2 | 1-0 | | | | |
| EVANS, Daquan | 14-3 | 17 | 1-0 | 3-0 | 2-0 | 2-0 | 3-2 | 3-1 | | | | |
| GREEN, Blake | 7-10 | 17 | 3-2 | - | 1-3 | 1-3 | 2-1 | 0-1 | | | | |
| LaPOINTE, Mekhi | 14-3 | 17 | 3-1 | 2-1 | - | - | 5-0 | 4-1 | | | | |
| NICHOLS, Brock | 10-6 | 16 | 2-0 | 1-0 | 0-2 | 4-2 | 0-1 | 3-1 | | | | |
| SANDERS, Bentley | 12-3 | 15 | 5-2 | 3-1 | - | - | - | 4-0 | | | | |
| YATES, Rashawn | 8-6 | 14 | 4-0 | 1-0 | 2-3 | 0-1 | 0-1 | 1-1 | | | | |
| NORRIS, Brian | 6-7 | 13 | - | 1-0 | 4-7 | 1-0 | - | - | | | | |
| VAUGHN, Jason | 9-2 | 11 | - | 5-1 | 0-1 | 1-0 | - | 3-0 | | | | |
| PINKNEY, Kelvin | 8-2 | 10 | 1-1 | 1-0 | 1-0 | - | 4-1 | 1-0 | | | | |
| TOWNSEL, Christopher | 4-4 | 8 | - | 1-0 | 1-2 | 2-1 | - | 1-0 | | | | |
| CURRY, Jayden | 5-1 | 6 | 1-0 | - | 0-1 | 2-0 | 1-0 | 1-0 | | | | |
| GRANT, Darrien | 4-2 | 6 | - | 1-0 | 0-2 | 2-0 | 1-0 | - | | | | |
| LOGAN, Tramel | 3-2 | 5 | - | - | - | - | 3-1 | 0-1 | | | | |
| CROMARTY, Isaiah | 3-1 | 4 | - | - | - | 3-1 | - | - | | | | |
| HELTON, Keyon | 0-2 | 2 | - | - | 0-2 | - | - | - | | | | |
| KEGLER, Kevin | 2-0 | 2 | - | - | - | 1-0 | 1-0 | - | | | | |
| BRINKMAN, Mitch | 1-0 | 1 | - | - | 1-0 | - | - | - | | | | |
| DOLLISON, Omarion | 0-1 | 1 | - | - | 0-1 | - | - | - | | | | |
| DUKES, DeVontre | 1-0 | 1 | - | - | 1-0 | - | - | - | | | | |
| EVANS, Jah'Quez | 1-0 | 1 | - | - | - | 1-0 | - | - | | | | |
| KNOX, Ben | 1-0 | 1 | - | - | - | - | - | 1-0 | | | | |
| McCLOUD, Jordan | 1-0 | 1 | - | - | - | - | 1-0 | - | | | | |
| MILLER, Bryce | 1-0 | 1 | - | - | 1-0 | - | - | - | | | | |
| SHRADER, Spencer | 1-0 | 1 | - | - | - | 1-0 | - | - | | | | |
| ST. FELIX, Randall | 0-1 | 1 | - | - | - | - | 0-1 | - | | | | |
| THAXTON, Ryan | 1-0 | 1 | - | - | - | - | - | 1-0 | | | | |

GAME-BY-GAME TFL

| PLAYER | UA-A | TOTAL | CIT | @ND | @CINC | ECU | @TEM | TULSA | @MEM | @HOU | NAVY | UCF |
|-------------------|--------------|-------------|---------------|---------------|---------------|---------------|--------------|--------------|------|------|------|-----|
| PINKNEY, Kelvin | 2-2 | 3.0 | - | - | 1.0-1 | - | 1.0-1 | 1.0-2 | | | | |
| SANDERS, Bentley | 2-1 | 2.5 | 1.5-3 | - | - | - | - | 1.0-1 | | | | |
| BOYLES, Dwayne | 1-2 | 2.0 | 1.5-3 | - | - | - | 0.5-1 | - | | | | |
| GRIER, Antonio | 2-0 | 2.0 | 1.0-4 | - | 1.0-7 | 2.0-4 | - | - | | | | |
| MANGUM, Thad | 2-0 | 2.0 | 1.0-2 | 1.0-3 | - | 1.0-4 | - | - | | | | |
| MIMS, Andrew | 2-0 | 2.0 | - | - | - | - | - | 1.0-1 | | | | |
| BELLAMY, Damaurez | 1-1 | 1.5 | - | 0.5-2 | 1.0-1 | - | - | - | | | | |
| GREEN, Blake | 1-1 | 1.5 | - | - | 1.5-5 | - | - | - | | | | |
| SAILS, KJ | 1-1 | 1.5 | 1.0-1 | - | - | - | 0.5-0 | - | | | | |
| YATES, Rashawn | 1-1 | 1.5 | - | - | 0.5-1 | - | - | 1.0-3 | | | | |
| CURRY, Jayden | 1-0 | 1.0 | - | - | - | 1.0-3 | - | - | | | | |
| EVANS, Daquan | 1-0 | 1.0 | 1.0-3 | - | - | - | - | - | | | | |
| HARRIS, Mac | 1-0 | 1.0 | - | - | - | 1.0-4 | - | - | | | | |
| LaPOINTE, Mekhi | 1-0 | 1.0 | - | 1.0-5 | - | - | - | - | | | | |
| TOWNSEL, Chris | 1-0 | 1.0 | - | - | - | - | - | 1.0-1 | | | | |
| VAUGHN, Jason | 0-1 | 0.5 | - | 0.5-1 | - | - | - | - | | | | |
| TEAM | 22-10 | 27.0 | 7.0-16 | 3.0-11 | 5.0-15 | 5.0-15 | 2.0-2 | 5.0-8 | | | | |

NCAA/CONFERENCE RANKINGS - TEAM

| Statistic | National Rank | Conference Rank | Value | National Leader | Value | Conference Leader | Value |
|--|---------------|-----------------|--------|---------------------------------------|----------------------|-------------------|--------|
| 3rd Down Conversion Pct (103 ranked) | 94 | 11 | 0.288 | Texas A&M | 0.587 | Cincinnati | 0.536 |
| 3rd Down Conversion Pct Defense (103 ranked) | 96 | 11 | 0.526 | Oklahoma St. | 0.181 | Cincinnati | 0.321 |
| 4th Down Conversion Pct (99 ranked) | 83 | 10 | 0.368 | 7 teams tied | 1.000 | Cincinnati | 0.833 |
| 4th Down Conversion Pct Defense (96 ranked) | 96 | 10 | 1.000 | 5 teams tied | 0.000 | Cincinnati | 0.333 |
| Blocked Kicks (18 ranked) | 18 | 3 | 1 | Army West Point | 5 | Memphis | 3 |
| Blocked Kicks Allowed (103 ranked) | 61 | 6 | 1 | 60 teams tied | 0 | 5 teams tied | 0 |
| Blocked Punts (8 ranked) | | | | Duke Kansas St. | 3 3 | 4 teams tied | 1 |
| Blocked Punts Allowed (103 ranked) | 82 | 11 | 1 | 81 teams tied | 0 | 10 teams tied | 0 |
| Completion Percentage (103 ranked) | 68 | 9 | 0.591 | Wisconsin | 0.952 | Temple | 0.673 |
| Defensive TDs (19 ranked) | | | | 7 teams tied | 3 | Tulane | 2 |
| Fewest Penalties (102 ranked) | 57 | 3 | 34 | Wisconsin | 3 | Temple | 20 |
| Fewest Penalties Per Game (103 ranked) | 31 | 3 | 5.67 | Boise St. | 2.50 | Navy | 4.29 |
| Fewest Penalty Yards (103 ranked) | 64 | 4 | 317 | Wisconsin | 15 | Temple | 197 |
| Fewest Penalty Yards Per Game (103 ranked) | 46 | 4 | 52.83 | Wisconsin | 15.00 | Navy | 41.14 |
| First Downs Defense (103 ranked) | 75 | 6 | 133 | Wisconsin | 8 | Tulsa | 85 |
| First Downs Offense (103 ranked) | 50 | 7 | 110 | BYU | 186 | UCF | 185 |
| Fumbles Lost (102 ranked) | 96 | 10 | 7 | 7 teams tied | 0 | Temple | 1 |
| Fumbles Recovered (79 ranked) | 43 | 9 | 3 | UCF | 9 | UCF | 9 |
| Kickoff Return Defense (103 ranked) | 63 | 7 | 20.93 | Massachusetts Penn St. Missouri | 0.00 0.00 0.00 | Navy | 17.25 |
| Kickoff Returns (103 ranked) | 30 | 4 | 22.15 | Wake Forest | 39.80 | Houston | 29.75 |
| Net Punting (103 ranked) | 101 | 11 | 30.08 | Nevada | 48.17 | Tulane | 42.26 |
| Passes Had Intercepted (103 ranked) | 79 | 10 | 6 | 11 teams tied | 0 | UCF | 2 |
| Passes Intercepted (80 ranked) | 16 | 2 | 7 | Kentucky | 11 | Cincinnati | 8 |
| Passing Offense (103 ranked) | 82 | 9 | 184.2 | UCF | 417.7 | UCF | 417.7 |
| Passing Yards Allowed (103 ranked) | 18 | 1 | 183.8 | Boise St. | 80.5 | South Fla. | 183.8 |
| Passing Yards per Completion (103 ranked) | 94 | 11 | 9.44 | Navy | 17.71 | Navy | 17.71 |
| Punt Return Defense (103 ranked) | 84 | 9 | 12.89 | Iowa | -8.00 | Houston | 0.00 |
| Punt Returns (103 ranked) | 20 | 4 | 13.20 | Kansas St. | 23.00 | Houston | 17.00 |
| Red Zone Defense (94 ranked) | 49 | 4 | 0.821 | Wisconsin | 0.000 | Cincinnati | 0.615 |
| Red Zone Offense (103 ranked) | 84 | 11 | 0.714 | TCU | 1.077 | Tulane | 0.929 |
| Rushing Defense (103 ranked) | 84 | 9 | 208.8 | Pittsburgh | 69.1 | Cincinnati | 97.0 |
| Rushing Offense (103 ranked) | 67 | 9 | 141.3 | San Diego St. | 347.0 | UCF | 234.8 |
| Sacks Allowed (103 ranked) | 76 | 11 | 3.00 | Air Force | 0.33 | Cincinnati | 1.20 |
| Scoring Defense (103 ranked) | 78 | 7 | 35.2 | San Diego St. | 6.5 | Cincinnati | 12.0 |
| Scoring Offense (102 ranked) | 91 | 11 | 18.0 | Alabama | 47.2 | UCF | 45.0 |
| Tackles for Loss Allowed (103 ranked) | 100 | 11 | 9.50 | Marshall | 2.60 | Cincinnati | 4.40 |
| Team Passing Efficiency (103 ranked) | 93 | 11 | 108.24 | Wisconsin | 273.01 | UCF | 169.66 |
| Team Passing Efficiency Defense (103 ranked) | 46 | 4 | 132.06 | Wisconsin | 60.49 | Cincinnati | 94.76 |
| Team Sacks (101 ranked) | 101 | 11 | 0.50 | Pittsburgh | 4.43 | Houston | 4.00 |
| Team Tackles for Loss (102 ranked) | 89 | 10 | 4.5 | Pittsburgh | 11.3 | Tulsa | 9.3 |
| Time of Possession (103 ranked) | 88 | 11 | 27:03 | Wisconsin | 43:28 | East Carolina | 33:05 |
| Total Defense (103 ranked) | 50 | 3 | 392.7 | San Diego St. | 200.5 | Cincinnati | 306.2 |
| Total Offense (103 ranked) | 87 | 10 | 325.5 | UCF | 652.5 | UCF | 652.5 |
| Turnover Margin (103 ranked) | 75 | 10 | -0.50 | Wake Forest | 2.20 | UCF | 1.50 |
| Turnovers Gained (95 ranked) | 28 | 5 | 10 | Syracuse | 17 | UCF | 16 |
| Turnovers Lost (103 ranked) | 95 | 11 | 13 | Boise St. Michigan | 0 0 | UCF Navy | 7 7 |
| Winning Percentage (90 ranked) | 86 | 11 | 0.167 | 17 teams tied | 1.000 | Cincinnati | 1.000 |

NCAA/CONFERENCE RANKINGS - INDIVIDUAL

| Statistic | Player | National Rank | Conference Rank | Value | National Leader | Value | Conference Leader | Value |
|--|--|-------------------------------|---------------------------|-----------------------------|--|----------------|---|--------------|
| All Purpose (200 ranked) | Johnny Ford | 40 | 2 | 121.83 | Khalil Herbert, Virginia Tech | 205.83 | Marlon Williams, UCF | 141.00 |
| Blocked Kicks (3 ranked) | | | | | Ryan Duran III, Army West Point Isaiah Fisher-Smith, Duke | 3 3 | | |
| Combined Kick Returns (200 ranked) | Johnny Ford Terrence Horne Jahquez Evans K.J. Sails Brian Battie | 14 93 111 118 162 | 2 12 16 18 28 | 321 89 75 66 44 | Wayne Toussant, Louisiana Tech | 462 | Amare Jones, Tulane | 348 |
| Completion Percentage (91 ranked) | Jordan McCloud | 45 | 7 | 0.622 | Graham Mertz, Wisconsin | 0.952 | Anthony Russo, Temple | 0.681 |
| Completions Per Game (100 ranked) | Jordan McCloud Noah Johnson | 81 100 | 9 10 | 12.33 5.60 | Aidan O'Connell, Purdue Carson Strong, Nevada | 30.00 30.00 | Dillon Gabriel, UCF | 27.83 |
| Field Goal Percentage (83 ranked) | | | | | 15 players tied | 1.000 | Zack Long, Tulsa | 1.000 |
| Field Goals Per Game (97 ranked) | | | | | Charles Campbell, Indiana John Hoyland, Wyoming | 2.50 2.50 | Jake Verity, East Carolina | 2.40 |
| Forced Fumbles (86 ranked) | Antonio Grier | 60 | 10 | 0.33 | 6 players tied | 1.00 | 5 players tied | 0.50 |
| Fumbles Recovered (24 ranked) | Mike Hampton Thad Mangum Brock Nichols | 24 24 24 | 4 4 4 | 1 1 1 | Tavante Beckett, Marshall | 3 | Richie Grant, UCF Elijah Morris, East Carolina Bryson Powers, Tulsa | 2 2 2 |
| Interceptions Per Game (119 ranked) | Daquan Evans Christopher Townsel | 72 119 | 10 18 | 0.3 0.2 | 4 players tied | 1.0 | Ahmad Gardner, Cincinnati | 0.6 |
| Kickoff Return TDs (3 ranked) | | | | | Trestan Ebner, Baylor Chris Smith, Louisiana | 2 2 | Marquez Stevenson, Houston Tre Tucker, Cincinnati | 1 1 |
| Kickoff Returns (67 ranked) | Johnny Ford | 17 | 3 | 24.7 | Trestan Ebner, Baylor | 38.6 | Tre Tucker, Cincinnati | 31.0 |
| Passes Defended (31 ranked) | | | | | Shemar Jean-Charles, App State | 2.4 | Jacobi Francis, Memphis | 1.5 |
| Passing Efficiency (91 ranked) | Jordan McCloud | 71 | 9 | 123.4 | Graham Mertz, Wisconsin | 273.0 | Dillon Gabriel, UCF | 169.7 |
| Passing TDs (76 ranked) | Jordan McCloud | 76 | 10 | 4 | Dillon Gabriel, UCF | 21 | Dillon Gabriel, UCF | 21 |
| Passing Yards (130 ranked) | Jordan McCloud Noah Johnson | 64 124 | 10 14 | 757 242 | Dillon Gabriel, UCF | 2,506 | Dillon Gabriel, UCF | 2,506 |
| Passing Yards Per Game (130 ranked) | Jordan McCloud Noah Johnson Randall St. Felix | 84 101 123 | 9 11 16 | 126.2 48.4 3.6 | Dillon Gabriel, UCF | 417.7 | Dillon Gabriel, UCF | 417.7 |
| Passing Yards per Completion (91 ranked) | Jordan McCloud | 71 | 8 | 10.23 | Austin Aune, North Texas | 16.22 | Dillon Gabriel, UCF | 15.01 |
| Points Responsible For (174 ranked) | | | | | Sam Ehlinger, Texas | 166 | Dillon Gabriel, UCF | 136 |
| Points Responsible For Per Game (183 ranked) | | | | | Graham Mertz, Wisconsin | 30.0 | Brady White, Memphis | 23.6 |
| Punt Return TDs (2 ranked) | Omarion Dollison | 2 | 1 | 1 | Phillip Brooks, Kansas St. | 2 | Omarion Dollison, South Fla. Blake Proehl, East Carolina | 1 1 |
| Punt Returns (31 ranked) | | | | | Phillip Brooks, Kansas St. | 25.1 | Marcus Jones, Houston | 16.1 |
| Punting (62 ranked) | | | | | Pressley Harvin III, Georgia Tech | 47.7 | Ryan Wright, Tulane | 47.1 |
| Receiving TDs (106 ranked) | Devontres Dukes | 106 | 18 | 2 | Jaelon Darden, North Texas | 10 | Marlon Williams, UCF | 6 |
| Receiving Yards (199 ranked) | Omarion Dollison Devontres Dukes | 185 195 | 26 29 | 202 196 | Marlon Williams, UCF | 840 | Marlon Williams, UCF | 840 |
| Receiving Yards Per Game (200 ranked) | | | | | Romeo Doubs, Nevada | 164.0 | Marlon Williams, UCF | 140.0 |
| Receptions Per Game (196 ranked) | | | | | David Bell, Purdue | 11.0 | Marlon Williams, UCF | 9.8 |
| Rush Yards Per Carry (136 ranked) | | | | | D'Vonte Price, FIU | 8.89 | Ulysses Bentley IV, SMU | 6.04 |
| Rushing TDs (72 ranked) | Johnny Ford Noah Johnson | 72 72 | 9 9 | 3 3 | Najee Harris, Alabama | 14 | Ulysses Bentley IV, SMU | 10 |
| Rushing Yards (200 ranked) | Johnny Ford Kelly Joiner Jr. | 85 133 | 14 22 | 285 222 | Sincere McCormick, UTSA | 921 | Ulysses Bentley IV, SMU | 695 |
| Rushing Yards Per Game (200 ranked) | Johnny Ford Kelly Joiner Jr. | 129 173 | 17 22 | 47.5 37.0 | Mohamed Ibrahim, Minnesota | 173.5 | Ulysses Bentley IV, SMU | 99.3 |
| Sacks (97 ranked) | Antonio Grier | 97 | 12 | 0.50 | Will Honas, Nebraska | 2.00 | Myjai Sanders, Cincinnati Payton Turner, Houston | 1.00 1.00 |
| Scoring (193 ranked) | | | | | Jake Ferguson, Wisconsin Mohamed Ibrahim, Minnesota | 18.0 18.0 | Jake Verity, East Carolina | 10.4 |
| Solo Tackles (61 ranked) | | | | | Darius Muasau, Hawaii | 8.5 | Kendarin Ray, Tulsa | 6.8 |
| Tackles For Loss (53 ranked) | | | | | Daviyon Nixon, Iowa | 2.8 | Payton Turner, Houston | 2.4 |
| Total Interceptions (79 ranked) | Daquan Evans Mekhi LaPointe Mac Harris Brock Nichols Christopher Townsel | 20 20 79 79 79 | 4 4 13 13 13 | 2 2 1 1 1 | 19 players tied | 3 | Brandon Crossley, SMU Ahmad Gardner, Cincinnati Richie Grant, UCF | 3 3 3 |
| Total Offense (200 ranked) | Jordan McCloud Noah Johnson | 94 150 | 9 17 | 131.0 70.8 | Dillon Gabriel, UCF | 437.0 | Dillon Gabriel, UCF | 437.0 |
| Total Points Scored (149 ranked) | Johnny Ford | 149 | 21 | 24 | Najee Harris, Alabama | 84 | Chris Naggar, SMU | 71 |
| Total Tackles (494 ranked) | Antonio Grier Nick Roberts Vincent Davis Thad Mangum | 177 193 338 444 | 21 25 37 45 | 6.7 6.5 5.3 4.5 | Chance Campbell, Maryland Kyle Harmon, San Jose St. | 14.0 14.0 | Jarell White, Cincinnati | 9.8 |
| Total Touchdowns (143 ranked) | Johnny Ford Noah Johnson | 87 143 | 13 25 | 4 3 | Najee Harris, Alabama | 14 | Ulysses Bentley IV, SMU | 10 |
| Yards per Pass Attempt (91 ranked) | Jordan McCloud | 72 | 9 | 6.36 | Mac Jones, Alabama | 12.41 | Dillon Gabriel, UCF | 9.60 |
| Yards per Reception (200 ranked) | Omarion Dollison Devontres Dukes Latrell Williams | 75 185 198 | 10 23 25 | 15.54 12.25 11.93 | Danny Davis III, Wisconsin | 36.00 | Ryan O'Keefe, UCF | 25.43 |

WIDE RECEIVERS/TIGHT ENDS

#4 WR OMARION DOLLISON

| | |
|--------------------------|------------------------------------|
| Receptions..... | 6, vs. Tulsa (10/23/20) |
| Receiving Yards..... | 64, at Temple (10/17/20) |
| Long Reception..... | 51, vs. ECU (10/10/20) |
| Receiving TDs..... | 0 |
| Rushes..... | 1, (2X), last at Temple (10/17/20) |
| Rushing Yards..... | 19 vs. The Citadel (9/12/20) |
| Long Rush..... | 19 vs. The Citadel (9/12/20) |
| Rushing TDs..... | 0 |
| Punt Return Yards..... | 0, vs. The Citadel (9/12/20) |
| Punt Return Average..... | 0, vs. The Citadel (9/12/20) |
| Long Punt Return..... | 0, vs. The Citadel (9/12/20) |
| Punt Return TDs..... | 1, vs. The Citadel (9/12/20) |

#5 WR RANDALL ST. FELIX

| | |
|----------------------|------------------------------|
| Receptions..... | 7, vs. Elon (9/11/18) |
| Receiving Yards..... | 165, vs. Marshall (12/20/18) |
| Long..... | 75, vs. UConn (10/20/18) |
| Receiving TD..... | 2, vs. Marshall (12/20/18) |
| Completions..... | 1, at Cincinnati (10/3/20) |
| Attempts..... | 1, at Cincinnati (10/3/20) |
| Passing Yards..... | 18, at Cincinnati (10/3/20) |
| Long Pass..... | 18, at Cincinnati (10/3/20) |

#7 WR SINCERE BROWN

| | |
|----------------------|-------------------------------|
| Receptions..... | 1, vs. The Citadel (9/12/20) |
| Receiving Yards..... | 19, vs. The Citadel (9/12/20) |
| Long..... | 19, vs. The Citadel (9/12/20) |
| Receiving TD..... | 0 |

#8 WR LATRELL WILLIAMS

| | |
|----------------------|-----------------------------|
| Receptions..... | 8, vs. ECU (10/10/20) |
| Receiving Yards..... | 93, vs. ECU (10/10/20) |
| Long Reception..... | 36, at Notre Dame (9/19/20) |
| Receiving TDs..... | 0 |

#14 WR JAH'QUEZ EVANS

| | |
|-----------------------------|----------------------------------|
| Completions..... | 1, at East Carolina (10/26/19) |
| Attempts..... | 1, (3X), last at UCF (11/29/19) |
| Passing Yards..... | 2, at East Carolina (10/26/19) |
| Long Pass..... | 2, at East Carolina (10/26/19) |
| Rushes..... | 6, at East Carolina (10/26/19) |
| Rushing Yards..... | 99, at East Carolina (10/26/19) |
| Long Rush..... | 54, at East Carolina (10/26/19) |
| Rushing TDs..... | 1, at East Carolina (10/26/19) |
| Total Yards..... | 101, at East Carolina (10/26/19) |
| Long Kickoff Return..... | 26, vs. SMU (9/27/19) |
| Kickoff Return Yards..... | 64, vs. SMU (9/27/19) |
| Kickoff Return Average..... | 21.3, vs. SMU (9/27/19) |

#18 WR DEVONTRES ODOMS-DUKES

| | |
|----------------------|-----------------------------------|
| Receptions..... | 4, vs. ECU (10/10/20) |
| Receiving Yards..... | 47, at Cincinnati (10/3/20) |
| Long Reception..... | 33, at UConn (10/5/19) |
| Receiving TDs..... | 1, (3X) last at Temple (10/17/20) |

#19 WR BRYCE MILLER

| | |
|----------------------|------------------------------------|
| Receptions..... | 5, (2X), last vs. Tulsa (10/23/20) |
| Receiving Yards..... | 57, vs. SMU (9/27/19) |
| Long..... | 37, vs. SMU (9/27/19) |
| Receiving TD..... | 2, at UConn (10/5/19) |
| Rushes..... | 1, vs. The Citadel (9/12/20) |
| Rushing Yards..... | 4, vs. The Citadel (9/12/20) |
| Long Rush..... | 4, vs. The Citadel (9/12/20) |
| Rushing TDs..... | 0 |

#38 WR SEAN ATKINS

| | |
|----------------------|--|
| Receptions..... | 1, (2X) last vs. The Citadel (9/12/20) |
| Receiving Yards..... | 4, vs. The Citadel (9/12/20) |
| Long..... | 4, vs. The Citadel (9/12/20) |
| Receiving TD..... | 0 |

#80 WR TERENCE HORNE

| | |
|-------------------------------|---|
| Receptions..... | 2, (3X), last vs. Temple (11/7/19) |
| Receiving Yards..... | 24, at East Carolina (10/26/19) |
| Long..... | 24, at East Carolina (10/26/19) |
| Receiving TD..... | 1, (3X), last at East Carolina (10/26/19) |
| Long Kickoff Return..... | 98, vs. Georgia Tech (9/8/18) |
| Kickoff Return Yards..... | 264, vs. Georgia Tech (9/8/18) |
| Kickoff Return Average..... | 52.8, vs. Georgia Tech (9/8/18) |
| Kickoff Return Touchdown..... | 2, vs. Georgia Tech (9/8/18) |

#84 WR XAVIER WEAVER

| | |
|----------------------|------------------------------------|
| Receptions..... | 2, (5X), last vs. Tulsa (10/23/20) |
| Receiving Yards..... | 47, vs. Temple (11/7/19) |
| Long..... | 40, vs. Temple (11/7/19) |

#85 TE JACOB MATHIS

| | |
|----------------------|---|
| Receptions..... | 4, at East Carolina (10/26/19) |
| Receiving Yards..... | 54, vs. SMU (9/27/19) |
| Long Reception..... | 37, at UConn (10/5/19) |
| TD..... | 1, (2X), last at East Carolina (10/26/19) |

#87 TE FREDERICK LLOYD

| | |
|----------------------|---|
| Receptions..... | 0 |
| Receiving Yards..... | 0 |
| Long Reception..... | 0 |
| Receiving TDs..... | 0 |

#88 TE CHRIS CARTER

| | |
|----------------------|------------------------------------|
| Receptions..... | 2, at Cincinnati (10/3/20) |
| Receiving Yards..... | 4, (3X), last vs. Tulsa (10/23/20) |
| Long Reception..... | 4, (2X) last vs. Tulsa (10/23/20) |
| Receiving TDs..... | 0 |

#89 TE MITCHELL BRINKMAN

| | |
|--|-------------------------|
| Receptions..... | 5, at Ohio (10/12/19) |
| Receiving Yards..... | 100, at Ohio (10/12/19) |
| Long Reception..... | 48, at Ohio (10/12/19) |
| Receiving TDs1, (5X), last vs. Western Michigan (11/26/19) | |

QUARTERBACKS

#0 QB NOAH JOHNSON

| | |
|--------------------|---|
| Completions..... | 30, vs. Arkansas-Pine Bluff (9/15/16) |
| Attempts..... | 41, vs. Arkansas-Pine Bluff (9/15/16) |
| Passing Yards..... | 355, vs. Arkansas-Pine Bluff (9/15/16) |
| Long Pass..... | 66, vs. Mississippi Valley State (11/11/17) |
| Passing TDs..... | 7, at Mississippi Valley State (11/12/16) |
| Rushes..... | 17, at Jackson State (11/18/17) |
| Rushing Yards..... | 154, at Alabama A&M (10/13/18) |
| Long Rush..... | 92, at Alabama A&M (10/13/18) |
| Rushing TDs..... | 3, (3X), last at Miss. Valley State (9/22/18) |
| Total Yards..... | 417, vs. Arkansas-Pine Bluff (9/15/16) |

#3 QB JORDAN MCCLLOUD

| | |
|--------------------|--|
| Completions..... | 26, vs. ECU (10/10/20) |
| Attempts..... | 38, vs. Temple (11/7/19) |
| Passing Yards..... | 298, vs. ECU (10/10/20) |
| Long Pass..... | 55, vs. Cincinnati (11/16/19) |
| Passing TDs..... | 3, (3X), last at Temple (10/17/20) |
| Rushes..... | 18, vs. Temple (11/7/19) |
| Rushing Yards..... | 62, at UConn (10/5/19) |
| Long Rush..... | 31, vs. South Carolina State (9/14/19) |
| Rushing TDs..... | 2, vs. South Carolina State (9/14/19) |
| Total Yards..... | 280, vs. Cincinnati (11/16/19) |
| Punts..... | 1, at Notre Dame (9/19/20) |
| Yards..... | 35, at Notre Dame (9/19/20) |
| Avg..... | 35.0, at Notre Dame (9/19/20) |
| Long..... | 35, at Notre Dame (9/19/20) |

#6 QB CADE FORTIN

| | |
|--------------------|----------------------------------|
| Completions..... | 19, vs. NC State (11/24/18) |
| Attempts..... | 40, vs. NC State (11/24/18) |
| Passing Yards..... | 276, vs. NC State (11/24/18) |
| Long Pass..... | 51, vs. NC State (11/24/18) |
| Passing TDs..... | 1, vs. NC State (11/24/18) |
| Rushes..... | 7, vs. NC State (11/24/18) |
| Rushing Yards..... | 44, vs. Virginia Tech (10/13/18) |
| Long Rush..... | 40, vs. Virginia Tech (10/13/18) |
| Rushing TDs..... | 1, vs. NC State (11/24/18) |
| Total Yards..... | 291, vs. NC State (11/24/18) |

#12 QB KATRAVIS MARSH

| | |
|--------------------|-----------------------------|
| Completions..... | 6, at Cincinnati (10/3/20) |
| Attempts..... | 13, at Cincinnati (10/3/20) |
| Passing Yards..... | 39, at Cincinnati (10/3/20) |
| Long Pass..... | 21, at Cincinnati (10/3/20) |
| Passing TDs..... | 0 |
| Rushes..... | 1, at Cincinnati (10/3/20) |
| Rushing Yards..... | 2, at Cincinnati (10/3/20) |
| Long Rush..... | 2, at Cincinnati (10/3/20) |
| Rushing TDs..... | 0 |
| Total Yards..... | 41, at Cincinnati (10/3/20) |

RUNNING BACKS

#1 RB JOHNNY FORD

| | |
|-----------------------------|---|
| Rushes..... | 16, (2X), last vs. UCF (11/23/18) |
| Rushing Yards..... | 164, vs. UConn (10/20/18) |
| Long Rush..... | 78, vs. UConn (10/20/18) |
| Rushings TDs..... | 3, vs. UConn (10/20/18) |
| Receptions..... | 5, (3X), last at Temple (10/17/20) |
| Receiving Yards..... | 100, vs. South Carolina State (9/14/19) |
| Receiving TDs..... | 1, (4X), last at Temple (10/17/20) |
| Long Reception..... | 52, vs. South Carolina State (9/14/19) |
| Long Kickoff Return..... | 70, at Cincinnati (10/3/20) |
| Kickoff Return Yards..... | 95, at Cincinnati (10/3/20) |
| Kickoff Return Average..... | 47.5, at Cincinnati (10/3/20) |

#2 RB DARRIAN FELIX

| | |
|----------------------|-----------------------------------|
| Rushes..... | 10, at USC (11/2/19) |
| Rushing Yards..... | 80, vs. Nevada (9/7/19) |
| Long Rush..... | 62, vs. Nevada (9/7/19) |
| Rushings TDs..... | 1, (3X), last vs. Nevada (9/7/19) |
| Receptions..... | 2, (2X), last at USC (11/2/19) |
| Receiving Yards..... | 30, at USC (11/2/19) |
| Long Reception..... | 27, at USC (11/2/19) |

#10 RB KELLEY JOINER

| | |
|----------------------|-------------------------------------|
| Rushes..... | 13, 2X, last vs. Memphis (11/23/19) |
| Rushing Yards..... | 115, vs. Memphis (11/23/19) |
| Long Rush..... | 51, vs. SC State (9/14/19) |
| Rushings TDs..... | 1, vs. The Citadel (9/12/20) |
| Receptions..... | 3, vs. SC State (9/14/19) |
| Receiving Yards..... | 49, vs. Cincinnati (11/16/19) |
| Receiving TDs..... | 0 |
| Long Reception..... | 49, vs. Cincinnati (11/16/19) |

#21 RB BRIAN BATTLE

| | |
|-----------------------------|--------------------------------------|
| Rushes..... | 3, (2X) last at Notre Dame (9/19/20) |
| Rushing Yards..... | 43, vs. The Citadel (9/12/20) |
| Long..... | 24, vs. The Citadel (9/12/20) |
| Rushing TD..... | 0 |
| Long Kickoff Return..... | 26, at Notre Dame (9/19/20) |
| Kickoff Return Yards..... | 38, at Notre Dame (9/19/20) |
| Kickoff Return Average..... | 19.0, at Notre Dame (9/19/20) |
| Receptions..... | 1, vs. Tulsa (10/23/20) |
| Receiving Yards..... | 3, vs. Tulsa (10/23/20) |
| Long Reception..... | 3, vs. Tulsa (10/23/20) |

#27 RB LEONARD PARKER

| | |
|--------------------|-----------------------------|
| Rushes..... | 7, at Cincinnati (10/3/20) |
| Rushing Yards..... | 51, at Cincinnati (10/3/20) |
| Long..... | 27, at Cincinnati (10/3/20) |
| Rushing TD..... | 1, at Temple (10/17/20) |

#33 RB SERIKI ODUNAYO

| | |
|--------------------|-------------------------------|
| Rushes..... | 3, at Notre Dame (9/19/20) |
| Rushing Yards..... | 24, vs. The Citadel (9/12/20) |
| Long..... | 21, vs. The Citadel (9/12/20) |
| Rushing TD..... | 0 |

SPECIALISTS

#24 K COBY WEISS

| | |
|----------------------|--------------------------------|
| Field Goals..... | 3, at UMass (10/6/18) |
| Long Field Goal..... | 39, vs. Austin Peay (10/14/17) |
| Points..... | 16, at UMass (10/6/18) |
| PAT..... | 7-of-7, at UMass (10/6/18) |
| FG Streak..... | 9, (2018) |

#28 K JARED SACKETT

| | |
|----------------------|---|
| Field Goals..... | 3, (4X), last vs. Texas State (9/22/18) |
| Long Field Goal..... | 51, vs. UTEP (9/29/18) |
| Points..... | 14, vs. Texas State (9/23/17) |
| PAT..... | 6, vs. Southern (9/16/17) |
| FG Streak..... | 9, (9/16/18-10/14/18) |

#32 K SPENCER SHRADER

| | |
|----------------------|---|
| Field Goals..... | 1, (4X), last vs. Cincinnati (11/16/19) |
| Long Field Goal..... | 34, vs. South Carolina State (9/14/19) |
| Points..... | 9, at East Carolina (11/26/19) |
| PAT..... | 6-of-6, at East Carolina (11/26/19) |
| TD..... | 1, at UConn (10/5/19) |
| Tackles..... | 1, vs. ECU (10/10/20) |

#39 P TRENT SCHNEIDER

Punts 10, at Cincinnati (11/10/18)
 Yards 464, vs. Memphis (11/23/19)
 Avg 52.8, vs. BYU (10/12/19)
 Long 72, vs. East Carolina (9/22/18)
 Inside 20 3, (2X) last vs. The Citadel (9/12/20)
 Tackles 1, vs. South Carolina State (9/14/19)

#25 P KENNY SCRIBNER

Punts 6, at Temple (10/17/20)
 Yards 224, at Temple (10/17/20)
 Avg 41.5, vs. ECU (10/10/20)
 Long 59, at Temple (10/17/20)

DEFENSIVE BACKS

#0 DB DAQUAN EVANS

Tackles 5, vs. Memphis (11/23/19)
 INT 1, (3X), last vs. Tulsa (10/23/20)
 PBU 1, at Temple (10/17/20)

#2 DB NICK ROBERTS

Tackles 10, (2X), last vs. UConn (10/20/18)
 TFL 2.0, vs. Cincinnati (11/16/19)
 Sacks 1.0, (2X), last vs. Cincinnati (11/16/19)
 INT 1, (5X), last at Navy (10/19/19)
 PBU 2, vs. Cincinnati (11/16/19)
 FF 1, (2X) last at Notre Dame (9/19/20)

#3 DB VINCENT DAVIS

Tackles 11, at Cincinnati (10/3/20)
 TFLs 1.0, (2X), last at UCF (11/29/19)
 INT 1, vs. South Carolina State (9/14/19)
 PBU 1, at Illinois (9/15/18)
 FF 2, at UMass (10/6/18)
 FR 1, (2X), last vs. BYU (10/12/19)

#7 DB MIKE HAMPTON

Tackles 9, at Cincinnati (10/3/20)
 TFL 1.0, (4X), last vs. Memphis (11/23/19)
 Sacks 1.0, vs. UConn (10/20/18)
 INT 1, (2X), last at UMass (10/6/18)
 PBU 4, vs. East Carolina (9/22/18)
 FR 1, vs. The Citadel (9/12/20)

#8 S CHRISTOPHER TOWNSEL

Tackles 3, (2X), last vs. ECU (10/10/20)
 TFL 1.0, vs. Tulsa (10/23/20)
 INT 1, at Cincinnati (10/3/20)

#9 DB KJ SAILS

Tackles 7, at Notre Dame (9/19/20)
 TFL 1.5, at East Carolina (10/26/19)
 INT 1, (3X), last vs. Memphis (11/23/19)
 FF 1, vs. South Carolina State (9/14/19)
 FR 1, (2X), last vs. South Carolina State (9/14/19)
 PBU 3, vs. South Carolina State (9/14/19)
 Punt Return Yards 39, vs. South Carolina State (9/14/19)
 Punt Return Average 19.5, vs. South Carolina State (9/14/19)
 Long Punt Return 34, vs. South Carolina State (9/14/19)

#15 S JAYDEN CURRY

Tackles 2, vs. ECU (10/10/20)

#16 DB BROCK NICHOLS

Tackles 6, vs. ECU (10/10/20)
 INT 1, (2X), last at Cincinnati (10/3/20)
 FR 1, vs. The Citadel (9/12/20)

#18 DB TJ ROBINSON

Tackles 0
 TFL 0
 Sacks 0
 INT 0
 FR 0

#20 S BENTLEE SANDERS

Tackles 10, vs. Elon (9/1/18)
 TFL 2, vs. Temple (11/7/19)
 Sacks 1, (2X), last vs. Temple (11/7/19)
 INT 1, (2X), last vs. Temple (11/7/19)
 FF 1, (3X), last at East Carolina (10/26/19)
 PBU 2, at East Carolina (10/26/19)
 Kickoff Return Yards 151, at Houston (10/27/18)
 Kickoff Return Long 67, at UConn (10/5/19)
 Kickoff Return Average 46.0 (2X), last at UConn (10/5/19)

#21 DB MCARTHUR BURNETT

Tackles 2, vs. Wisconsin (8/30/19)

#22 DB MEKHI LaPOINTE

Tackles 11, vs. UConn (10/20/18)
 TFL 2.0, at Tulsa (10/12/18)
 INT 1, (3X) last at Temple (10/17/20)
 PBU 1, (4X), last at Temple (10/17/20)

#26 DB KEYON HELTON

Tackles 2, at Cincinnati (10/3/20)

DEFENSIVE LINE

#10 DT KEVIN KEGLER

Tackles 6, at Tulsa (10/12/18)
 TLF 2.5, at Georgia Tech (9/7/19)
 Sacks 1.5, at Illinois (9/15/18)
 FR 1, vs. Cincinnati (11/16/19)

#13 DE TRAMEL LOGAN

Tackles 1, vs. Tulsa (10/23/20)
 Sacks 0
 INT 0
 FR 0

#17 DT BLAKE GREEN

Tackles 5, vs. The Citadel (9/12/20)
 TFL 1.5, at Cincinnati (10/3/20)

#23 DT THAD MANGUM

Tackles 7, (2X), last at Furman (10/13/18)
 TLF 2.0, at Gardner-Webb (9/29/18)
 Sacks 2.0, at Gardner-Webb (9/29/18)
 FR 1, (3X), last at Cincinnati (10/3/20)
 FF 1, at Notre Dame (9/19/20)

#35 DT JABREEL STEPHENS

Tackles 0
 Sacks 0
 INT 0
 FR 0

#40 DE JASON VAUGHN

Tackles 6, at Notre Dame (9/19/20)
 TFL 1, (3X), last vs. Memphis (11/23/19)

#45 DE DARRIEN GRANT

Tackles 3, vs. Temple (11/7/19)
 TFLs 1.0, vs. Temple (11/7/19)

#46 DE RYAN THAXTON

Tackles 3, vs. Wisconsin (8/30/19)

#51 DE STACY KIRBY

Tackles 3, at Navy (10/19/19)
 TFL 0.5, at Navy (10/19/19)
 INT 1, vs. SMU (9/28/19)

#91 DT RASHAWN YATES

Tackles 5, at Cincinnati (10/3/20)
 Sacks 1.0, (4X), last vs. BYU (10/12/19)
 TFL 2.0, at Georgia Tech (9/7/19)
 FF 1, vs. The Citadel (9/12/20)

#93 DT TYRONE BARBER

Tackles 4, (4X), last vs. Temple (11/7/19)
 TFL 1, (3X), last vs. Temple (11/7/19)
 Sacks 1.0, (2X), last at Tulsa (10/12/18)

#96 DT KELVIN PINKNEY

Tackles 6, (2x) last at Tulsa (10/12/18)
 TFL 1.5, at Illinois (9/15/18)
 Sacks 1.5, at Illinois (9/15/18)
 Blocked Kick 1 (PAT), at San Jose State (9/26/17)

LINEBACKERS

#5 LB ANTONIO GRIER, JR.

Tackles 11, at UCF (11/29/19)
 TFL 2.5, at UConn (10/5/19)
 Sacks 2.0, vs. BYU (10/12/19)
 FF 1, (3X) last vs. ECU (10/10/20)
 FR 1, at UMass (10/6/18)
 PBU 1, at East Carolina (10/26/19)

#6 LB DEMAUREZ BELLAMY

Tackles 7, vs. SMU (9/28/19)
 TFL 1.0, (2X0), last at Cincinnati (10/3/20)
 Sacks 1.0, vs. South Carolina State (9/14/19)
 FF 1, at UConn (10/5/19)
 PBU 1, (2x), last vs. Tulsa (10/23/20)

#11 LB DWAYNE BOYLES, JR.

Tackles 10, (2X), last vs. Memphis (11/23/19)
 Sack 1, (2X), last vs. Temple (11/7/19)
 TFL 3.0, (2X) last vs. The Citadel (9/12/20)
 INT 0
 PBU 1, (4X), last at Temple (10/17/20)
 FR 1, vs. Tulane (11/3/18)
 Blocked Kick 1 (FG), at Temple (10/17/20)

#24 LB MAC HARRIS

Tackles 8, at Cincinnati (10/3/20)
 INT 1, at Cincinnati (10/3/20)

#29 LB BRIAN NORRIS

Tackles 11, at Cincinnati (10/3/20)
 TFL 1, vs. South Carolina State (9/14/19)
 Sacks 1.0, vs. South Carolina State (9/14/19)
 FF 1, vs. South Carolina State (9/14/19)

#38 LB RANDAL COPELAND

Tackles 0
 TFL 0
 Sacks 0
 FR 0
 INT 0

#59 LB ANDREW MIMS

Tackles 13, vs. Memphis (11/23/19)
 TFL 1, (4X), last vs. Tulsa (10/23/20)
 Sack 1, vs. Memphis (11/23/19)
 FF 1, vs. South Carolina State (9/14/19)

THE LAST TIME - TEAM

| | USF | OPPONENT |
|---|--|-------------------------------------|
| | RUSHING | |
| Team had 400-499 yards: | 432, vs. Tulane, 11/3/18 | 434, at Navy, 10/19/10 |
| Team had 300-399 yards: | 302, vs. The Citadel, 9/12/20 | 325, vs. Memphis, 11/23/19 |
| Team had 200-299 yards: | 243, vs. BYU, 10/12/19 | 227, vs. Tulsa (10/23/20) |
| Had 51-100 yards: | 92, vs. East Carolina, 10/10/20 | 84, at UConn 10/5/19 |
| Had less than 50 yards: | 26, vs. Wisconsin, 8/30/19 | -4, Temple, 9/21/17 |
| Team had 70 or more attempts: | 81, at Houston, 10/27/18 | 89, at Houston, 10/27/18 |
| Team had 60 or more attempts: | 63, Temple, 9/21/17 | 69, at Navy, 10/31/15 |
| Team had 50-59 attempts: | 55, at Tulane, 10/28/17 | 54, vs. The Citadel, 9/12/20 |
| Team had fewer than 25 attempts: | 23, vs. Wisconsin, 8/30/19 | 15, Illinois, 9/15/17 |
| Team had five or more rushing touchdowns: | 5, at UMass 10/6/18 | 6, at Notre Dame (9/19/20) |
| Team had at least three rushing touchdowns: | 3, vs. East Carolina, 10/10/20 | 4, vs. Tulsa (10/23/20) |
| Team had 0 rushing touchdowns: | vs. Tulsa (10/23/20) | at Temple, 10/17/20 |
| | PASSING | |
| Had 500+ yards passing: | 503, at UCF, 11/24/17 | |
| Had 400-499 yards passing: | 411, at Illinois, 9/15/18 | 419, at Houston, 10/27/18 |
| Had 300-399 yards passing: | 306, vs. East Carolina, 10/10/20 | 307, at UCF, 11/29/19 |
| Had less than 100 yards passing: | 44, vs. Memphis, 11/23/19 | 84, vs. The Citadel, 9/12/20 |
| Team had less than 50 yards passing: | 44, vs. Memphis, 11/23/19 | 23, at Navy, 10/19/10 |
| Had 50 or more attempts: | 50, vs. Ball State, 9/10/11 | 52, at UMass 10/6/18 |
| Had 40-49 attempts: | 41, at Cincinnati, 10/3/20 | 42, at Temple, 10/17/20 |
| Had less than 20 attempts: | 19, vs. Memphis, 11/23/19 | 18, vs. The Citadel, 9/12/20 |
| Had less than 10 attempts: | Never (record-low 10 vs. Louisville, 9/24/05) | 4, at Navy, 10/19/10 |
| Had 30 or more completions: | 31, vs. Cincinnati, 10/22/11 | 30, at Temple, 10/17/20 |
| Had less than 10 completions: | 6, vs. Memphis, 11/23/19 | 9, vs. Cincinnati, 11/16/19 |
| Team had less than five completions: | 3, at Louisville, 10/22/04 | 4, vs. The Citadel, 9/12/20 |
| Had five touchdown passes: | vs. Cincinnati, 11/20/15 | at Houston, 10/27/18 |
| Had four touchdown passes: | at UConn 10/5/19 | at Temple, 10/17/20 |
| Had zero touchdown passes: | vs. East Carolina, 10/10/20 | at Notre Dame (9/19/20) |
| Had five passes intercepted: | at Cincinnati, 10/3/20 | at Syracuse, 10/3/09 |
| Had four passes intercepted: | vs. Memphis, 11/16/13 | Temple, 9/21/17 |
| Had three passes intercepted: | vs. Pittsburgh, 12/1/12 | at Cincinnati, 10/3/20 |
| Did not throw an interception: | at Temple, 10/17/20 | vs. East Carolina, 10/10/20 |
| | TOTAL OFFENSE | |
| Had 700 or more yards: | 745, vs. Florida A&M, 9/17/11 | Never |
| Had 600 or more yards: | 611, vs. UConn, 10/20/18 | 684, at Houston, 10/27/18 |
| Had 500 or more yards: | 525, at ECU 10/26/19 | 539, at UCF, 11/29/19 |
| Had 200 yards or less: | 170, vs. Memphis, 11/23/19 | 182, Florida A&M, 9/5/15 |
| Had 100 yards or less: | Never | 85, vs. Temple 9/21/17 |
| Ran 100 or more plays: | 101, at San Jose State, 8/26/17 | |
| Ran 90 or more plays: | 94, vs. Texas Tech 12/23/17 | 96, vs. ECU, 9/22/18 |
| Ran 85 or more plays: | 87, at Tulsa, 10/12/18 | 89, vs. Memphis, 11/23/19 |
| Ran 55 or fewer plays: | 50, vs. Memphis, 11/23/19 | 55, Illinois, 9/15/17 |
| | SCORING | |
| Scored 80 or more points: | 80, vs. Kentucky Wesleyan, 9/6/97 | Never |
| Scored 70-79 points: | 70, vs. Florida A&M, 9/17/11 | Never |
| Scored 60-69 points: | 61, at ECU 9/30/17 (Road game Record) | Never |
| Scored 50-59 points: | 55, vs. SC State, 9/14/19 | 52, at Notre Dame (9/19/20) |
| Scored 40-49 points: | 45, at ECU, 10/26/19 | 42, vs. Tulsa (10/23/20) |
| Scored less than 10 points: | 7, at Cincinnati, 10/3/20 | 6, vs. The Citadel, 9/12/20 |
| Failed to score points: | 0, at Notre Dame (9/19/20) | 0, Charleston Southern, 9/19/09 |
| Won by 45 points or more: | 48, vs. Florida A&M, 9/5/15 | 52, at Notre Dame (9/19/20) |
| Won by 30-44 points: | 39, vs. SC State, 9/14/19 | 39, vs. Memphis, 11/23/19 |
| Won by 20-29 points: | 21, vs. The Citadel (9/12/20) | 29, vs. Tulsa (10/23/20) |
| Scored on team's first drive of the game: | TD vs. East Carolina, 10/10/20 | TD vs. Tulsa (10/23/20) |
| Scoring drive of 15 or more plays: | 15 (FG), at ECU 10/26/19 | 16, FG, at Temple, 10/17/20 |
| Recorded a safety: | at Houston, 10/27/18 | at Temple, 10/21/16 |
| Scored on a blocked field goal attempt: | Nate Godwin (75), vs. Cincinnati, 10/5/13 | A. Contressa, Stony Brook, 9/2/17 |
| Scored on a blocked PAT attempt: | (Never) | Nate Hobbs, Illinois, 9/15/17 |
| Scored a 2-point conversion: | at Illinois (Barnett to St. Felix pass), 9/15/18 | Illinois, 9/15/17 |

THE LAST TIME - TEAM

| | USF | OPPONENT |
|--|-----------------------------------|---|
| | TURNOVERS | |
| Team lost five or more turnovers: | (5) at Cincinnati, 10/3/20 | (8) vs. SC State, 9/14/19 |
| Team lost four turnovers: | vs. UConn, 10/15/16 | (4) at Cincinnati, 10/3/20 |
| Team lost three fumbles: | at Temple, 10/17/20 | vs. S.C. (Birmingham Bowl), 12/29/16 |
| Threw four or more interceptions: | 5, at Cincinnati, 10/3/20 | (4) vs. Temple, 9/21/17 |
| Team did not commit a turnover: | at Notre Dame (9/19/20) | vs. East Carolina, 10/10/20 |
| Team recovered an on-side kick: | at Pittsburgh, 9/8/01 | vs. UCF, 11/26/16 |
| Lost a game and did not commit a turnover: | at Notre Dame (9/19/20) | vs. Tulsa, 11/16/17 |
| | DEFENSE | |
| Team recorded seven sacks: | vs. UConn, 10/15/11 | 9, vs. Temple, 11/9/19 |
| Team recorded six sacks: | vs. BYU, 10/12/19 | vs. ECU, 9/22/18 |
| Team recorded five sacks: | at UConn 10/5/19 | vs. East Carolina, 10/10/20 |
| Team recorded 10 or more tackles for loss | 13.0, vs. BYU, 10/12/19 | 13.0, vs. East Carolina, 10/10/20 |
| Team recorded five or more pass break-ups: | 5, vs. Cincinnati, 11/16/19 | 5, at Cincinnati, 10/3/20 |
| | SPECIAL TEAMS | |
| Returned a punt for a touchdown: | vs. The Citadel, 9/12/20 | at Notre Dame (9/19/20) |
| Returned a blocked punt for a touchdown: | vs. Florida A&M, 9/17/11 | at Notre Dame (9/19/20) |
| Returned a kickoff for a touchdown: | (2) vs. Georgia Tech, 9/8/18 | at Cincinnati, 10/3/20 |
| Blocked a punt: | vs. Florida State, 9/29/12 | at Notre Dame (9/19/20) |
| Punted 10 or more times: | 10, at Cincinnati, 11/10/18 | 10, Temple, 9/21/17 |
| Did not record a punt: | vs. Charleston Southern, 9/19/09 | at Pittsburgh, 10/24/09 |
| Blocked a field goal: | at Temple, 10/17/20 | at Tulane, 10/21/17 |
| Blocked a PAT: | vs. UConn, 10/20/18 | at Cincinnati, 11/10/18 |
| Team recovered an on-side kick: | at Pittsburgh, 9/8/01 | vs. UCF, 11/26/16 |
| Made five or more field goals: | 5, vs. Temple, 9/21/17 | Never |
| Made four or more field goals: | 4, vs. Cincinnati, 10/14/17 | 4, at Illinois, 9/15/18 |
| | MISCELLANEOUS | |
| Had 30 or more first downs: | 31, at Illinois, 9/15/18 | 32, at Temple, 10/17/20 |
| Had 10 or fewer first downs: | 5, vs. Memphis, 11/23/19 | 6, Temple, 9/21/17 |
| Had 15 or more penalties: | 16, Illinois, 9/15/17 | 15, Illinois, 9/15/17 |
| Had no penalties: | Never | Never |
| Had 100 or more penalty yards: | 111, at Temple, 10/17/20 | 112, at UCF, 11/29/19 |
| Had less than 25 penalty yards: | 15, vs. Temple, 11/9/19 | 5, vs. SC State, 9/14/19 |
| Had 35 minutes or more of possession time: | 38:17, Illinois, 9/15/17 | 35:36, vs. East Carolina, 10/10/20 |

THE LAST TIME - INDIVIDUAL

| | USF | OPPONENT |
|--|--|---|
| RUSHING | | |
| Rushed at least 25 times: | Jordan Cronkrite (26), vs. BYU, 10/12/19 | Re'Mann Davis (25), at Temple, 10/17/20 |
| Rushed at least 30 times: | Marlon Mack (31), vs. UConn, 9/19/14 | D. Brewer (34), vs. Tulsa, 11/16/17 |
| Rushed for 100 yards: | Kelley Joiner (115), vs. Memphis, 11/23/19 | D. Prince (109), vs. Tulsa 10/23/20 |
| Multiple players rushed for 100 yards: | Johnny Ford (164), Jordan Cronkrite (103) vs. UConn, 10/20/18 | Darius Bradwell (135), Corey Dauphine (121) vs. Tulane, 11/3/18 |
| Rushed for 150 yards: | Jordan Cronkrite (158), vs. BYU, 10/12/19 | Malcolm Perry (190), at Navy, 10/19/10 |
| Rushed for 200 yards: | Quinton Flowers (210), at Memphis, 11/12/16 | R. Armstead (210), at Temple, 10/21/16 |
| Rushed for 300 yards: | Jordan Cronkrite (302), at UMass, 10/6/18 | |
| USF player rushed for 200 yards in consecutive games | Dyral McMillan (258) vs. New Haven, 11/6/99; (221) vs. Hofstra, 11/13/99 | |
| Scored on a run of 50 yards or more: | Jordan Cronkrite (66) at Tulsa, 10/12/18 | Malcolm Perry (67), at Navy, 10/19/19 |
| Scored on a run of 70 yards or more: | Jordan Cronkrite (77, 76), at UMass 10/6/18 | Darius Bradwell (73), vs. Tulane, 11/3/18 |
| PASSING | | |
| Player attempted 60+ passes: | Marquel Blackwell (61), at Memphis, 9/22/01 | Troy Mitchell (66), vs. Western Carolina, 8/30/14 |
| Player attempted 50-59 passes: | Matt Grothe (54), vs. Cincinnati, 11/3/07 | Nic Shimonek (59), vs. Texas Tech, 12/23/17 |
| Player attempted 40-49 passes: | Blake Barnett (49), vs. Tulane, 11/3/18 | Anthony Russo (42) at Temple, 10/17/20 |
| Player completed 30-39 passes: | B.J. Daniels (31), vs. Cincinnati, 10/22/11 | Anthony Russo (30) at Temple, 10/17/20 |
| Player completed 25-29 passes: | Blake Barnett (29), vs. Tulane, 11/3/18 | Holton Ahlers (28), at ECU 10/26/19 |
| Player passed for more than 400 yards: | Blake Barnett (411), at Illinois, 9/15/18 | D'Eriq King (419), at Houston, 10/27/18 |
| Player passed for more than 300 yards: | Blake Barnett (322), vs. Tulane, 11/3/18 | Mckenzie Milton (373), at UCF 11/24/17 |
| Player threw five touchdowns: | Marquel Blackwell (5), at East Carolina, 10/19/02 | D'Eriq King (5), at Houston, 10/27/18 |
| Player threw four touchdowns: | Quinton Flowers (4), vs. Texas Tech, 12/23/17 | Anthony Russo at Temple, 10/17/20 |
| Player threw three touchdowns: | Jordan McCloud at Temple, 10/17/20 | Shane Buechele (3), vs. SMU, 9/28/19 |
| Player threw a TD of 70 yards or more: | Chris Oladokun-Ryeshene Bronson (72), at Cincinnati, 11/10/18 | T. Marshall to C. Lynch (81), vs. Georgia Tech, 9/8/18 |
| Player threw a TD of 60-70 yards or more: | Blake Barnett-Darnell Salomon (66), vs. ECU, 9/22/18 | |
| Player threw a TD of 50-60 yards or more: | Quinton Flowers-T. McCants (54), vs. Stony Brook, 9/2/17 | Brady White to K. Jones (50), vs. Memphis, 11/23/19 |
| RECEIVING | | |
| Player caught 10 passes: | Tyre McCants (10), vs. Georgia Tech, 9/8/18 | Jaden Blue (11), vs. Temple, 11/17/19 |
| Player had 100 receiving yards: | Johnny Ford (100), vs. SC State, 9/14/19 | Gabriel Davis (106), at UCF, 11/29/19 |
| USF player with three straight 100-yard games: | Andre Davis (113), vs. SMU, 11/26/13; (110) vs. Memphis, 11/16/13; (134), vs. Houston, 10/31/13 | |
| TOTAL OFFENSE | | |
| Player had 600-plus yards: | Quinton Flowers (605), at UCF, 11/24/17 | |
| Player had 400-600 yards: | Blake Barnett (428), at Illinois, 9/15/18 | D'Eriq King (553), at Houston, 10/27/18 |
| QB Had 100+ yards RUSHING & 400+ PASSING: | Quinton Flowers, 102 rush, 503 pass, at UCF, 11/24/17 | D'Eriq King, 134 rush, 419 pass, at Houston, 10/27/18 |
| QB had 100+ yards RUSHING & 200-400 PASSING: | Quinton Flowers, 106 rush, 311 pass, vs. Texas Tech, 12/23/17 | Will Worth, 129 rush, 299 pass, vs. Navy, 10/28/16 |
| DEFENSE | | |
| Player intercepted three or more passes: | J.R. Reed (3), at Memphis, 11/29/03 | Bobby McCain (3), vs. Memphis, 11/16/13 |
| Player intercepted two or more passes: | Deatrick Nichols (2), vs. Temple, 9/21/17 | Rodney Clemons (2), vs. SMU, 9/28/19 |
| Player recovered two or more fumbles: | Greg Reaves (2), vs. SC State, 9/14/19 | Jacob Martin (2), vs. Temple, 9/21/17 |
| Player recorded four or more sacks: | George Selvie (4), vs. Elon, 9/1/07 | Never |
| Player recorded three sacks: | Deadrin Senat (3), vs. Texas Tech, 12/23/17 | Quincy Roche (3.5), vs. Temple, 11/9/19 |
| Player recorded 15 or more tackles: | Patrick Macon (15), vs. Wisconsin, 8/30/19 | D. Spencer (15), at UCF, 11/26/15 |
| Player returned an interception for a touchdown: | Auggie Sanchez (65), vs. Cincinnati, 10/14/17 | Z. Collins (38) vs. Tulsa 10/23/20 |
| Player returned a fumble for a touchdown: | Vincent Davis (12), at UMass, 10/6/18 | Arnold Ebiktie (11) at Temple, 10/17/20 |
| Player recorded 4.0 tackles for loss or more: | Patrick Macon (4), vs. Wisconsin, 8/30/19 | Juwuan Johnson (4.0), vs. Northern Illinois, 9/10/16 |
| PUNTING | | |
| Player recorded four 50-yard punts: | Trent Schneider (4), vs. UCF, 11/23/18 | Dane Roy (4), vs. Houston, 10/28/17 |
| Player recorded a 60-yard punt: | Trent Schneider (65), vs. Memphis (11/23/19) | James Smith (60), at Cincinnati, 10/3/20 |
| Player recorded two 60-yard punts: | Trent Schneider (72 & 67), vs. ECU, 9/22/18 | NEVER |
| SCORING | | |
| Player scored at least four touchdowns: | Marlon Mack (4), vs. Western Carolina, 8/30/14 | Jonathan Taylor (4, 2 rush, 2 rec), vs. Wisconsin, 8/30/19 |
| Player scored at least three touchdowns: | Johnny Ford (3), vs. UConn, 10/20/18 | Ian Book (3 Rush), at Notre Dame (9/19/20) |
| Player caught at least two touchdown passes: | Bryce Miller (2), at UConn 10/5/19 | Gabriel Davis (2), at UCF, 11/29/19 |
| Player rushed for at least three touchdowns: | Johnny Ford (3), vs. UConn, 10/20/18 | Ian Book (3 Rush), at Notre Dame (9/19/20) |
| Player kicked (made) four+ field goals: | Emilio Nadelman (4), vs. Cincinnati, 10/14/17 | Chase McLaughlin (4), at Illinois, 9/15/18 |
| Player kicked (made) three field goals: | Coby Weiss (3), at UMass, 10/6/18 | Jake Olroyd, vs. BYU, 10/12/19 |
| Player returned a kickoff for a touchdown: | Terrence Horne (98, 97), vs. Georgia Tech, 9/8/18 | Tre Tucker (97), at Cincinnati, 10/3/20 |
| Player returned a punt for a touchdown: | Omarion Dollison (0), vs. The Citadel, 9/12/20 | Isaiah Wright (73), at Temple, 11/17/18 |
| Player returned an interception for a touchdown: | Auggie Sanchez (43), at ECU 9/3-0/17 | Z. Collins (38) vs. Tulsa 10/23/20 |
| Player returned a fumble for a touchdown: | Vincent Davis (12), at UMass, 10/6/18 | Arnold Ebiktie (11) at Temple, 10/17/20 |
| Player recovered a fumble in the end zone for a touchdown: | Jake Sims, vs. Rutgers, 11/3/10 | Jimmy Gaines, vs. Miami, 9/28/13 |
| Player returned (or recovered) a blocked punt for a touchdown: | Andre Davis (11), vs. Florida A&M, 9/17/11 | Jordan Botelho, at Notre Dame (9/19/20) |
| Player returned a blocked field goal attempt for a touchdown: | Nate Godwin (75), vs. Cincinnati, 10/5/13 | Rod Davis (61), vs. Southern Miss, 10/25/03 |
| Player scored on a two-point conversion attempt: | Randall St. Felix from Blake Barnett, at Illinois, 9/15/18 | Mike Dudek, pass from Jeff George Jr., Illinois, 9/15/17 |
| Player kicked a game-winning field goal | Coby Weiss at Tulsa, 10/12/18 (22 yards with :02 remaining) | Sam Crosa, vs. Cincinnati, 11/16/19 (37 yards with :03 remaining) |



SCORING BY QUARTERS

| | 1 | 2 | 3 | 4 | OT | F |
|-------------|---|----|---|---|----|----|
| THE CITADEL | 3 | 3 | 0 | 0 | - | 6 |
| USF | 3 | 13 | 0 | 7 | - | 27 |

Attendance: - Time: 3:07

First Quarter

CITADEL - Kintner 45-yd field goal, (4:07)
Drive: 10 plays, 38 yards (4:16)
(The Citadel 3, USF 0)

USF - Odoms-Dukes 10-yd pass from McCloud
(Shrader kick), (00:49)
Drive: 8 plays, 62 yards (3:18)
(USF 7, The Citadel 3)

Second Quarter

CITADEL - Kintner 41-yd field goal, (11:08)
Drive: 10 plays, 54 yards (4:41)
(USF 7, The Citadel 6)

USF - Dollison 0-yd punt return (Shrader kick failed), (6:52)
(USF 13, The Citadel 6)

USF - Johnson 9-yd run (Shrader kick), (2:41)
Drive: 5 plays, 60 yards (2:44)
(USF 20, The Citadel 6)

Fourth Quarter

USF - Joiner Jr. 3-yd run (Shrader kick), (6:55)
Drive: 7 plays, 86 yard (2:59)
(USF 27, The Citadel 6)

| Team Statistics | CITADEL | USF |
|----------------------|---------|---------|
| First Downs | 16 | 20 |
| Rushes-Yards | 54-200 | 39-302 |
| Passing Yards | 84 | 102 |
| Comp-Att-Int | 4-18-1 | 18-25-0 |
| Total Yards | 284 | 404 |
| Punts-Avg. | 6-31.7 | 4-34.2 |
| Punt Returns | 2-8-0 | 3-0-1 |
| Kickoff Returns | 3-60-0 | 1-12-0 |
| Interception Returns | 0-0 | 1-18-0 |
| Penalties-Yards | 7-63 | 5-50 |
| Fumbles-Lost | 4-2 | 0-0 |
| Sacks By | 3-15 | 1-4 |
| 3rd Down Conversions | 8-18 | 5-12 |
| 4th Down Conversions | 2-2 | 0-2 |
| Time of Possession | 32:17 | 27:43 |

GAME 1: USF 27, THE CITADEL 6

RAYMOND JAMES STADIUM • TAMPA, FLA.

SEPT. 12, 2020 • 7 P.M. • ESPNU

USF 1-0 • THE CITADEL 0-1

TAMPA - All three phases of the game helped make Jeff Scott a big winner in his collegiate head coaching debut, as the Bulls opened the 2020 season with a 27-6 victory over The Citadel on Saturday night in Raymond James Stadium.

Minus three starters on the offensive line, USF's rushing attack motored along with 302 yards (7.7 ypc) and two touchdowns. Kelley Joiner Jr. led the way with eight carries for 87 yards (10.9 ypc) and a touchdown. Johnny Ford added 71 yards on nine attempts (7.9 ypc). USF didn't turn the ball over once while running 64 offensive plays on a rainy night in the Bay.

Grad transfer quarterback Noah Johnson had an impressive USF debut, rushing seven times for 49 yards (7.0 ypc) and a touchdown, completing three of four passes for 24 yards and leading two scoring drives. Starter Jordan McCloud completed 11 of 16 passes for 68 yards and a touchdown in a game that saw USF play three quarterbacks.

New coordinator Glenn Spencer's defense performed well against The Citadel's triple option, shutting the Bulldogs out in the second half and totaling two of USF's three takeaways. Meanwhile on special teams, freshman Omarion Dollison tied the record for the shortest punt return touchdown in NCAA history by hauling in a muffed punt in The Citadel's end zone that helped the Bulls take a 20-6 lead into halftime.

KEY NOTES

- Jeff Scott, the fifth head coach in USF history, became the fourth Bulls head coach to win in his debut with the program.
- USF started its 24th football season and improved to 18-6 all-time in season openers.

Quotable:

"It's a good start. We accomplished our first goal. We're gonna enjoy this tonight. It's definitely a game that I'll remember for the rest of my career."

- Jeff Scott on the Bulls' convincing victory in his collegiate head coaching debut.

THE CITADEL

| Rushing | Att | Yds | TD | Lg |
|-----------------|-----|-----|----|----|
| Brandon Rainey | 20 | 65 | 0 | 15 |
| Raleigh Webb | 2 | 50 | 0 | 41 |
| Keefe White | 9 | 41 | 0 | 12 |
| Logan Braucht | 13 | 35 | 0 | 5 |
| Cooper Wallace | 5 | 11 | 0 | 8 |
| Clay Harris | 1 | 1 | 0 | 1 |
| Darique Hampton | 4 | -3 | 0 | 1 |

| Passing | Att | Cmp | Yds | TD | Int | Lg |
|----------------|-----|-----|-----|----|-----|----|
| Brandon Rainey | 18 | 4 | 84 | 0 | 1 | 34 |

| Receiving | No | Yds | TD | Lg |
|---------------|----|-----|----|----|
| Ryan McCarthy | 2 | 44 | 0 | 34 |
| Keefe White | 2 | 40 | 0 | 23 |

| Punting | No | Yds | Avg | Lg |
|---------------|----|-----|------|----|
| Matt Campbell | 6 | 190 | 31.7 | 46 |

| Punt Returns | No | Yds | Lg |
|----------------|----|-----|----|
| Dominick Poole | 2 | 8 | 2 |

| Kickoff Returns | No | Yds | Lg |
|-----------------|----|-----|----|
| Jaylan Adams | 3 | 60 | 23 |

Defensive Leaders

Total Tackles: 12 - Willie Eubanks.

Tackles for Loss: 3.0 - Willie Eubanks.

Sacks: 1.0 - Willie Eubanks, Marquise Blount, Dewey Green IV.

Interceptions: None.

PAT Blocks None.

USF

| Rushing | Att | Yds | TD | Lg |
|-------------------|-----|-----|----|----|
| Kelley Joiner Jr. | 8 | 87 | 1 | 41 |
| Johnny Ford | 9 | 71 | 0 | 43 |
| Noah Johnson | 7 | 49 | 1 | 20 |
| Brian Battie | 3 | 43 | 0 | 24 |
| Odonayo Seriki | 2 | 24 | 0 | 21 |
| Omarion Dollison | 1 | 19 | 0 | 19 |
| Darrian Felix | 3 | 11 | 0 | 8 |
| Bryce Miller | 1 | 4 | 0 | 4 |
| Jordan McCloud | 3 | 3 | 0 | 7 |
| Team | 1 | -2 | 0 | 0 |
| Katravis Marsh | 1 | -7 | 0 | 0 |

| Passing | Att | Cmp | Yds | TD | Int | Lg |
|----------------|-----|-----|-----|----|-----|----|
| Jordan McCloud | 16 | 11 | 68 | 1 | 0 | 14 |
| Katravis Marsh | 5 | 4 | 10 | 0 | 0 | 19 |
| Noah Johnson | 4 | 3 | 24 | 0 | 0 | 10 |

| Receiving | No | Yds | TD | Lg |
|-----------------------|----|-----|----|----|
| Randall St. Felix | 4 | 7 | 0 | 8 |
| Bryce Miller | 3 | 36 | 0 | 14 |
| DeVontres Odoms-Dukes | 2 | 17 | 1 | 10 |
| Johnny Ford | 2 | 15 | 0 | 11 |
| Sincere Brown | 1 | 19 | 0 | 19 |
| Mitchell Brinkman | 1 | 12 | 0 | 12 |
| Xavier Weaver | 1 | 6 | 0 | 6 |
| Sean Atkins | 1 | 4 | 0 | 4 |
| Latrell Williams | 1 | -1 | 0 | 0 |
| Jacob Mathis | 1 | -4 | 0 | 0 |
| Terrence Horne Jr. | 1 | -9 | 0 | 0 |

| Punting | No | Yds | Avg | Lg |
|-----------------|----|-----|------|----|
| Trent Schneider | 4 | 137 | 34.2 | 43 |

| Punt Returns | No | Yds | Lg |
|--------------|----|-----|----|
| KJ Sails | 2 | 0 | 0 |

| Kickoff Returns | No | Yds | Lg |
|-------------------|----|-----|----|
| Mitchell Brinkman | 1 | 12 | 12 |

Defensive Leaders

Total Tackles: 10 - Antonio Grier.

Tackles for Loss: 1.5 - Bentlee Sanders, Dwayne Boyles.

Sacks: 1.0 - Antonio Grier.

Interceptions: 1 - Mekhi LaPointe.



SCORING BY QUARTERS

| | 1 | 2 | 3 | 4 | OT | F |
|------------|----|----|----|---|----|----|
| USF | 0 | 0 | 0 | 0 | - | 0 |
| NOTRE DAME | 14 | 21 | 10 | 7 | - | 52 |

Attendance: 10,085 Time: 3:07

First Quarter

ND - Book 4-yd run (Doerer kick), 12:05
 Drive: 7 plays, 55 yards (2:50)
 (Notre Dame 7, USF 0)

ND - Tyree 1-yd run (Doerer kick), 7:06
 Drive: 7 plays, 43 yards (3:24)
 (Notre Dame 14, USF 0)

Second Quarter

ND - Book 1-yd run (Doerer kick), 14:25
 Drive: 11 plays, 58 yards (5:07)
 (Notre Dame 21, USF 0)

ND - Flemister 26-yd run (Doerer kick), 11:15
 Drive: 5 plays, 53 yards (1:57)
 (Notre Dame 28, USF 0)

ND - Book 1-yd run (Doerer kick), 1:55
 Drive: 4 plays, 25 yards (0:54)
 (Notre Dame 35, USF 0)

Third Quarter

ND - Doerer 22-yd field goal (6:34)
 Drive: 10 plays, 60 yards (3:21)
 (Notre Dame 38, USF 0)

ND - Botelho 1-yd blocked punt return (Doerer kick), 3:23
 (Notre Dame 45, USF 0)

Fourth Quarter

ND - Armstrong 5-yd run (Goepferich kick), 2:15
 Drive: 10 plays, 66 yards (7:00)
 (Notre Dame 52, USF 0)

| Team Statistics | USF | ND |
|----------------------|---------|---------|
| First Downs | 11 | 21 |
| Rushes-Yards | 33-106 | 45-281 |
| Passing Yards | 125 | 149 |
| Comp-Att-Int | 12-29-0 | 13-21-0 |
| Total Yards | 231 | 430 |
| Punts-Avg. | 6-24.0 | 2-37.0 |
| Punt Returns | 0-0-0 | 2-62-0 |
| Kickoff Returns | 8-129-0 | 1-14-0 |
| Interception Returns | 0-0 | 0-0 |
| Penalties-Yards | 4-40 | 2-25 |
| Fumbles-Lost | 0-0 | 2-0 |
| Sacks By | 0-0 | 2-15 |
| 3rd Down Conversions | 2-15 | 8-14 |
| 4th Down Conversions | 1-5 | 2-2 |
| Time of Possession | 27:33 | 32:27 |

GAME 2: NO. 7/7 NOTRE DAME 52, USF 0

NOTRE DAME STADIUM • SOUTH BEND, IND.

SEPT. 19, 2020 • 2:30 P.M. • USA NETWORK

USF 1-1 • NOTRE DAME 2-0

SOUTH BEND, Ind. - Underdog USF couldn't rekindle the magic of its 2011 upset win at Notre Dame, falling to the seventh-ranked Irish, 52-0, in the second game of the all-time series on Saturday afternoon.

National title contender Notre Dame scored touchdowns on each of its first four drives and took a 35-0 lead into halftime. The Irish rushed for six touchdowns – one with just 2:15 remaining – in their 20th straight home victory.

Sophomore back Johnny Ford shined once again on a tough day all around for USF, rushing for a team-high 70 yards on six carries (11.7). Two of Ford's runs went for 42 and 22 yards on two of the Bulls' five trips inside Irish territory that didn't result in points. Four of those drives were generated in the second half.

Starting quarterback Jordan McCloud completed 8 of 14 passes for 64 yards and averaged 4.2 yards on five carries. USF played four different quarterbacks and finished with 231 total yards of offense.

KEY NOTES

- Saturday marked the second game in the all-time series between USF and Notre Dame. The Bulls posted a 23-20 victory in the schools' first-ever meeting at Notre Dame Stadium in 2011. The new three-game series, which was announced this August, will continue with Notre Dame traveling to Tampa for the first time and USF returning to South Bend on dates still to be determined.

- USF headed into Saturday leading the nation with a plus-3 turnover margin. The Bulls forced two fumbles against the Irish but didn't record a takeaway and again didn't turn the ball over of offense.

Quotable:

"I personally believe that our guys will respond the right way and that we can look back at this down the road as a pivotal moment when we were able to learn and become a closer team and become a better team."

- Head coach Jeff Scott

| USF | | | | | | NOTRE DAME | | | | | | | |
|--------------------------|----|-----|------|------------------------|---------------------|----------------|------------------|------------|-----------|------------|-----------|---|----|
| Rushing | | | | | | Rushing | | | | | | | |
| Johnny Ford | 6 | 70 | 0 | 42 | C'Bo Flemister | 13 | 127 | 1 | 31 | | | | |
| Jordan McCloud | 5 | 21 | 0 | 14 | Chris Tyree | 8 | 65 | 1 | 31 | | | | |
| Noah Johnson | 6 | 12 | 0 | 6 | Kyren Williams | 10 | 62 | 0 | 15 | | | | |
| Brian Battie | 3 | 9 | 0 | 6 | Ian Book | 4 | 9 | 3 | 9 | | | | |
| Kelley Joiner Jr. | 8 | 6 | 0 | 5 | Jafar Armstrong | 7 | 7 | 1 | 5 | | | | |
| Odonayo Seriki | 3 | 1 | 0 | 2 | Drew Pyne | 1 | 4 | 0 | 4 | | | | |
| Latrell Williams | 1 | -4 | 0 | 0 | Braden Lenzy | 1 | 3 | 0 | 3 | | | | |
| Jah'Quez Evans | 1 | -9 | 0 | 0 | Passing | | | | | | | | |
| Passing | | | | | | Att | Cmp | Yds | TD | Int | Lg | | |
| Jordan McCloud | 14 | 8 | 64 | 0 | 0 | 14 | Ian Book | 19 | 12 | 144 | 0 | 0 | 27 |
| Noah Johnson | 12 | 4 | 61 | 0 | 0 | 36 | Drew Pyne | 2 | 1 | 5 | 0 | 0 | 5 |
| Katravis Marsh | 3 | 0 | 0 | 0 | 0 | 0 | Receiving | | | | | | |
| Receiving | | | | | | No | Yds | TD | Lg | | | | |
| DeVontres Odoms-Dukes | 3 | 36 | 0 | 14 | Tommy Tremble | 3 | 61 | 0 | 27 | | | | |
| Latrell Williams | 2 | 48 | 0 | 36 | Braden Lenzy | 3 | 34 | 0 | 22 | | | | |
| Mitchell Brinkman | 2 | 21 | 0 | 12 | Kyren Williams | 2 | 10 | 0 | 6 | | | | |
| Omarion Dollison | 1 | 17 | 0 | 17 | Jafar Armstrong | 1 | 18 | 0 | 18 | | | | |
| Xavier Weaver | 1 | 6 | 0 | 6 | Javon McKinley | 1 | 7 | 0 | 7 | | | | |
| Chris Carter | 1 | 4 | 0 | 4 | Michael Mayer | 1 | 5 | 0 | 5 | | | | |
| Kelley Joiner Jr. | 1 | -3 | 0 | 0 | Kevin Bauman | 1 | 5 | 0 | 5 | | | | |
| Terrence Horne | 1 | -4 | 0 | 0 | Punting | | | | | | | | |
| Punting | | | | | | No | Yds | Avg | Lg | | | | |
| Trent Schneider | 2 | 109 | 27.2 | 53 | Jay Bramblett | 2 | 74 | 37.0 | 40 | | | | |
| Team | 1 | 0 | 0 | 0 | Punt Returns | | | | | | | | |
| Jordan McCloud | 1 | 35 | 35.0 | 35 | No | Yds | Lg | | | | | | |
| Punt Returns | | | | | | No | Yds | Lg | | | | | |
| None | | | | | | | 1 | 7 | 7 | | | | |
| Kickoff Returns | | | | | | No | Yds | Lg | | | | | |
| None | | | | | | | 1 | 54 | 54 | | | | |
| Defensive Leaders | | | | | | 0 | 1 | 1 | | | | | |
| Terrence Horne | 2 | 38 | 20 | Kickoff Returns | | | | | | | | | |
| Brian Battie | 2 | 38 | 26 | No | Yds | Lg | | | | | | | |
| Johnny Ford | 4 | 53 | 20 | 1 | 14 | 14 | | | | | | | |

Defensive Leaders

Total Tackles: 9 - Nick Roberts.

Tackles for Loss: 1 - Mekhi LaPointe, Thad Mangum.

Sacks: None.

Interceptions: None.

PAT Blocks: None.

Defensive Leaders

Total Tackles: 8 - Jack Kiser.

Tackles for Loss: 2.0 - Jack Kiser, Al Ehrensberger.

Sacks: 1.0 - Al Ehrensberger, Isaiah Foskey.

Interceptions: None.

PAT Blocks: None.

Punt Blocks: 1 - Osita Ekwonu.



GAME 3: NO. 15 CINCINNATI 28, USF 7

NIPPERT STADIUM • CINCINNATI

OCT. 3, 2020 • 3:30 P.M. • ESPN+

CINCINNATI 3-0, 1-0 • USF 1-2, 0-1

SCORING BY QUARTERS

| | 1 | 2 | 3 | 4 | OT | F |
|------------|---|---|----|---|----|----|
| USF | 0 | 0 | 7 | 0 | - | 7 |
| CINCINNATI | 7 | 7 | 14 | 0 | - | 28 |

Attendance: - Time: 3:15

First Quarter

CINCINNATI - Doaks 10-yd run (Smith kick), 4:28
 Drive: 13 plays, 92 yards (6:02)
 (Cincinnati 7, USF 0)

Second Quarter

CINCINNATI - Whyte 13-yd pass from Ridder (Smith kick), 00:39
 Drive: 11 plays, 65 yards (4:53)
 (Cincinnati 14, USF 0)

Third Quarter

CINCINNATI - Labelle 3-yd pass from Ridder (Smith kick), 4:01
 Drive: 8 plays, 67 yards (4:10)
 (Cincinnati 21, USF 0)

USF - Ford 2-yd run (Sackett kick), 00:49

Drive: 10 plays, 65 yards (3:06)
 (Cincinnati 21, USF 7)

CINCINNATI - Tucker 97-yd kickoff return (00:36)

(Cincinnati 28, USF 7)

| Team Statistics | USF | CIN |
|----------------------|---------|---------|
| First Downs | 19 | 22 |
| Rushes-Yards | 33-83 | 45-189 |
| Passing Yards | 208 | 143 |
| Comp-Att-Int | 21-41-5 | 16-26-3 |
| Total Yards | 291 | 332 |
| Punts-Avg. | 3-37.0 | 4-46.8 |
| Punt Returns | 0-0-0 | 1-7-0 |
| Kickoff Returns | 2-95-0 | 2-111-1 |
| Interception Returns | 3-5-0 | 5-9-0 |
| Penalties-Yards | 3-40 | 7-52 |
| Fumbles-Lost | 1-0 | 1-1 |
| Sacks By | 1-7 | 3-22 |
| 3rd Down Conversions | 5-13 | 10-17 |
| 4th Down Conversions | 1-3 | 1-1 |
| Time of Possession | 23:36 | 36:24 |

CINCINNATI - USF's inability to find a spark on offense spoiled a season high four-takeaway effort by the Bulls' shorthanded defense in a 28-7 loss at No. 15 Cincinnati to open American Athletic Conference play on Saturday.

USF stayed within one score until the final minute of the first half thanks to interceptions by freshmen Mac Harris and Christopher Townsel, and a fumble recovery by Thad Mangum.

The Bulls were without 12 unavailable players (four starters), including eight on defense in the program's second straight game against a top-15 team. Second-team DB Brock Nichols stepped up in the second half by hauling in USF's third interception of the day.

USF's offense turned the ball over five times after having zero turnovers the first two games. Still trying to find their rhythm, the Bulls didn't get on the scoreboard until Johnny Ford's 2-yard touchdown run in the final minute of the third quarter. Ford produced once again with 150 all-purpose yards, including 95 on kickoffs after a 70-yard return in the first half.

USF played three QBs for the third straight game and Jordan McCloud led the way, completing 12 of 21 passes for 137 yards in the second half and his 18-yard reception on a trick play on fourth-and-14 set up Ford's score.

KEY NOTES

- No. 15 Cincinnati marked USF's fourth top-20 ranked opponent in the program's past six games, dating back to last season. The Bulls took on back-to-back top 15-ranked foes on the road for the second time in school history.
- USF is 10-8 all-time in conference openers and 5-3 in The American.

Quotable:

"We knew there's gonna be adversity this year. Hey, we're on a journey and this is part of it. Adversity creates change and growth. We need a lot of change and we need a lot of growth in a lot of areas. Even though it's not fun to go through and it's not acceptable, it's probably what we need right now to be able to get long-term where we want to be."

- Head coach Jeff Scott

| USF | | | | | | |
|------------------------|-----|-----|------|----|-----|----|
| | Att | Yds | TD | Lg | | |
| Rushing | | | | | | |
| Leonard Parker | 7 | 51 | 0 | 27 | | |
| Kelley Joiner Jr. | 12 | 36 | 0 | 7 | | |
| Johnny Ford | 9 | 12 | 1 | 4 | | |
| Katravis Marsh | 1 | 2 | 0 | 2 | | |
| Jordan McCloud | 4 | -18 | 0 | 1 | | |
| Passing | | | | | | |
| | Att | Cmp | Yds | TD | Int | Lg |
| Jordan McCloud | 21 | 12 | 137 | 0 | 2 | 28 |
| Katravis Marsh | 13 | 6 | 39 | 0 | 3 | 21 |
| Cade Fortin | 6 | 2 | 14 | 0 | 0 | 15 |
| Randall St. Felix | 1 | 1 | 18 | 0 | 0 | 18 |
| Receiving | | | | | | |
| | No | Yds | TD | Lg | | |
| Johnny Ford | 5 | 43 | 0 | 28 | | |
| DeVontres Odoms-Dukes | 3 | 47 | 0 | 21 | | |
| Mitchell Brinkman | 3 | 36 | 0 | 15 | | |
| Bryce Miller | 2 | 15 | 0 | 10 | | |
| Chris Carter | 2 | 4 | 0 | 2 | | |
| Kelley Joiner Jr. | 2 | 3 | 0 | 4 | | |
| Jordan McCloud | 1 | 18 | 0 | 18 | | |
| Latrell Williams | 1 | 16 | 0 | 16 | | |
| Omarion Dollison | 1 | 15 | 0 | 15 | | |
| Randall St. Felix | 1 | 11 | 0 | 11 | | |
| Punting | | | | | | |
| | No | Yds | Avg | Lg | | |
| Trent Schneider | 3 | 111 | 37.0 | 47 | | |
| Punt Returns | | | | | | |
| | No | Yds | Lg | | | |
| None. | | | | | | |
| Kickoff Returns | | | | | | |
| | No | Yds | Lg | | | |
| Johnny Ford | 2 | 95 | 70 | | | |

Defensive Leaders

Total Tackles: 11 - Brian Norris, Vincent Davis.
Tackles for Loss: 1.5 - Blake Green.
Sacks: 1.0 - Antonio Grier Jr.
Interceptions: 1 - Mac Harris, Christopher Townsel, Brock Nichols.
PAT Blocks: None.

| CINCINNATI | | | | | | |
|------------------------|-----|-----|------|----|-----|----|
| | Att | Yds | TD | Lg | | |
| Rushing | | | | | | |
| Gerrid Doaks | 22 | 102 | 1 | 15 | | |
| Charles McClelland | 8 | 33 | 0 | 9 | | |
| Desmond Ridder | 4 | 28 | 0 | 26 | | |
| Jerome Ford | 9 | 25 | 0 | 10 | | |
| Ryan Montgomery | 2 | 1 | 0 | 2 | | |
| Passing | | | | | | |
| | Att | Cmp | Yds | TD | Int | Lg |
| Desmond Ridder | 26 | 16 | 143 | 2 | 3 | 35 |
| Receiving | | | | | | |
| | No | Yds | TD | Lg | | |
| Jayshon Jackson | 3 | 47 | 0 | 35 | | |
| Bruno Labelle | 3 | 9 | 1 | 3 | | |
| Tre Tucker | 2 | 19 | 0 | 10 | | |
| Michael Young | 2 | 12 | 0 | 7 | | |
| Jordan Jones | 1 | 13 | 0 | 13 | | |
| Josh Whyte | 1 | 13 | 1 | 13 | | |
| Leonard Taylor | 1 | 11 | 0 | 11 | | |
| Jerome Ford | 1 | 10 | 0 | 10 | | |
| Gerrid Doaks | 1 | 6 | 0 | 6 | | |
| Jadon Thompson | 1 | 3 | 0 | 3 | | |
| Punting | | | | | | |
| | No | Yds | Avg | Lg | | |
| James Smith | 4 | 187 | 46.8 | 60 | | |
| Punt Returns | | | | | | |
| | No | Yds | Lg | | | |
| Ryan Montgomery | 1 | 7 | 7 | | | |
| Kickoff Returns | | | | | | |
| | No | Yds | Lg | | | |
| Tre Tucker | 1 | 97 | 97 | | | |
| Randall Montgomery | 1 | 14 | 14 | | | |

Defensive Leaders

Total Tackles: 11 - Jarelle White.
Tackles for Loss: 1.5 - Myjai Sanders.
Sacks: 1.0 - Myjai Sanders, Ty Van Fossen, Malik Vann.
Interceptions: 2 - Coby Bryant.
PAT Blocks: None.



GAME 4: ECU 44, USF 24

RAYMOND JAMES STADIUM • TAMPA, FLA.
 OCT. 10, 2020 • 7 P.M. • ESPN+
 ECU 1-2, 1-1 • USF 1-3, 0-2

SCORING BY QUARTERS

| | 1 | 2 | 3 | 4 | OT | F |
|-----|----|----|---|---|----|----|
| ECU | 17 | 14 | 7 | 6 | - | 44 |
| USF | 7 | 10 | 0 | 7 | - | 24 |

Attendance: 6,799 Time: 3:10

First Quarter

ECU - Verity 25 yd-field goal, 10:35
 Drive: 11 plays, 67 yards (4:25)
 (ECU 3, USF 0)

USF - Ford 8-yd run (Scribner kick), 8:58
 Drive: 6 plays, 65 yards (1:37)
 (USF 7, ECU 3)

ECU - Pinnix 2-yd pass from Ahlers (Verity kick), 3:50
 Drive: 12 plays, 59 yards (5:08)
 (ECU 10, USF 7)

ECU - Johnson 75-yd pass from Ahlers (Verity kick), 00:16
 Drive: 3 plays, 78 yards (1:16)
 (ECU 17, USF 7)

Second Quarter

ECU - Harris 42-yd run (Verity kick), 13:18
 Drive: 1 play, 42 yards (0:08)
 (ECU 24, USF 7)

USF - Ford 7-yd run (Scribner kick), 4:59
 Drive: 5 plays, 80 yards (1:55)
 (ECU 24, USF 14)

ECU - Harris 10-yd run (Verity kick), 2:17
 Drive: 1 play, 10 yards (0:05)
 (ECU 31, USF 14)

USF - Sackett 31-yd field goal, 00:32
 Drive: 11 plays, 61 yards (1:45)
 (ECU 31, USF 17)

Third Quarter

ECU - Johnson 14-yd pass from Ahlers (Verity kick), 00:10
 Drive: 8 plays, 50 yards (4:23)
 (ECU 38, USF 17)

Fourth Quarter

ECU - Verity 42-yd field goal, 13:20
 Drive: 4 plays, 6 yards (1:33)
 (ECU 41, USF 17)

ECU - Verity 37-yd field goal, 3:14
 Drive: 15 plays, 54 yards (8:46)
 (ECU 44, USF 17)

USF - Johnson 15-yd run (Sackett kick), 00:31
 Drive: 7 plays, 54 yards (2:43)
 (ECU 44, USF 24)

| Team Statistics | ECU | USF |
|----------------------|---------|---------|
| First Downs | 21 | 22 |
| Rushes-Yards | 47-210 | 34-92 |
| Passing Yards | 222 | 306 |
| Comp-Att-Int | 17-26-0 | 28-38-0 |
| Total Yards | 432 | 398 |
| Punts-Avg. | 2-46.0 | 3-42.3 |
| Punt Returns | 2-25-0 | 0-0-0 |
| Kickoff Returns | 3-29-0 | 4-141-0 |
| Interception Returns | 0-0-0 | 0-0-0 |
| Penalties-Yards | 3-45 | 5-66 |
| Fumbles-Lost | 1-0 | 2-2 |
| Sacks By | 5-19 | 1-2 |
| 3rd Down Conversions | 8-16 | 5-13 |
| 4th Down Conversions | 2-2 | 0-3 |
| Time of Possession | 35:36 | 24:24 |

TAMPA - Sophomore quarterback Jordan McCloud turned in the type of passing performance USF has been looking for, but the Bulls couldn't put things together in all three phases in a 44-24 homecoming loss to ECU on Saturday night in Raymond James Stadium.

Trying to solidify his status as the starter, McCloud set career highs with 26 completions for 298 yards on the night. The Tampa native completed 74 percent of his 35 attempts and found a productive target often in Latrell Williams, who set career bests with eight receptions for 93 yards to lead all receivers. Sharp McCloud completed 19 of 26 passes for 243 yards in the first half and had four 20-plus yard throws before the break.

Running back Johnny Ford added to his stellar sophomore season with two rushing touchdowns, including an 8-yard score that put the Bulls ahead in the first quarter. Ford's second touchdown with 4:59 left in the first half helped get USF within 10 of ECU, which controlled the momentum the rest of the game.

KEY NOTES

- USF lost for the first time in its past six homecoming games. The Bulls are now 14-10 all-time on homecoming.
- The Bulls set a season high with 306 passing yards with nine different receivers catching at least one pass.
- USF's five-game winning streak against ECU was snapped. The Bulls are now 9-2 in their all-time series with the Pirates.

Quotable:

"Our guys have not stopped believing in each other and they haven't stopped giving effort. That's really the main things I've been focused on. I think we gotta coach better and we gotta play better - bottom line - and that will come with time. I firmly believe that our better days are ahead of us. I believe in the players that are in that locker room."

- Head coach Jeff Scott.

ECU

| Rushing | Att | Yds | TD | Lg |
|-----------------|-----|-----|----|----|
| Rahjai Harris | 19 | 115 | 2 | 42 |
| Keaton Mitchell | 15 | 42 | 0 | 7 |
| Holton Ahlers | 6 | 35 | 0 | 17 |
| Darius Pinnix | 5 | 20 | 0 | 8 |
| Team | 2 | -2 | 0 | 0 |

| Passing | Att | Cmp | Yds | TD | Int | Lg |
|---------------|-----|-----|-----|----|-----|----|
| Holton Ahlers | 26 | 17 | 222 | 3 | 0 | 75 |

| Receiving | No | Yds | TD | Lg |
|-----------------|----|-----|----|----|
| Blake Proehl | 4 | 36 | 0 | 16 |
| C.J. Johnson | 3 | 99 | 2 | 75 |
| Tyler Snead | 3 | 42 | 0 | 26 |
| Shane Calhoun | 1 | 25 | 0 | 25 |
| Rahjai Harris | 1 | 7 | 0 | 7 |
| Cam Burnette | 1 | 7 | 0 | 7 |
| Audie Omotosho | 1 | 4 | 0 | 4 |
| Darius Pinnix | 1 | 2 | 1 | 2 |
| Zech Byrd | 1 | 2 | 0 | 2 |
| Keaton Mitchell | 1 | -2 | 0 | 0 |

| Punting | No | Yds | Avg | Lg |
|------------|----|-----|------|----|
| Jonn Young | 2 | 92 | 46.0 | 55 |

| Punt Returns | No | Yds | Lg |
|--------------|----|-----|----|
| Tyler Snead | 2 | 25 | 17 |

| Kickoff Returns | No | Yds | Lg |
|-----------------|----|-----|----|
| Keaton Mitchell | 1 | 25 | 25 |
| Chase Hayden | 1 | 4 | 4 |
| Malik Fleming | 1 | 0 | 0 |

Defensive Leaders
Total Tackles: 12 - Xavier Smith.
Tackles for Loss: 3.0 - Xavier Smith.
Sacks: 2.0 - Jireh Wilson.
Interceptions: None.
PAT Blocks: None.

USF

| Rushing | Att | Yds | TD | Lg |
|-------------------|-----|-----|----|----|
| Johnny Ford | 8 | 44 | 2 | 16 |
| Kelley Joiner Jr. | 6 | 23 | 0 | 14 |
| Noah Johnson | 3 | 18 | 1 | 15 |
| Brian Battie | 1 | 13 | 0 | 13 |
| Jordan McCloud | 12 | 7 | 0 | 17 |
| Darrian Felix | 3 | -3 | 0 | 0 |
| Trent Schneider | 1 | -10 | 0 | 0 |

| Passing | Att | Cmp | Yds | TD | Int | Lg |
|----------------|-----|-----|-----|----|-----|----|
| Jordan McCloud | 35 | 26 | 298 | 0 | 0 | 52 |
| Noah Johnson | 3 | 2 | 8 | 0 | 0 | 7 |

| Receiving | No | Yds | TD | Lg |
|-----------------------|----|-----|----|----|
| Latrell Williams | 8 | 93 | 0 | 31 |
| Bryce Miller | 5 | 43 | 0 | 13 |
| DeVontres Odoms-Dukes | 4 | 42 | 0 | 17 |
| Randall St. Felix | 3 | 15 | 0 | 15 |
| Mitchell Brinkman | 2 | 47 | 0 | 37 |
| Johnny Ford | 2 | 14 | 0 | 7 |
| Kelley Joiner Jr. | 2 | -5 | 0 | 4 |
| Omarion Dollison | 1 | 52 | 0 | 52 |
| Jacob Mathis | 1 | 5 | 0 | 5 |

| Punting | No | Yds | Avg | Lg |
|-----------------|----|-----|------|----|
| Kenny Scribner | 2 | 83 | 41.5 | 47 |
| Trent Schneider | 1 | 44 | 44.0 | 44 |

| Punt Returns | No | Yds | Lg |
|--------------|----|-----|----|
| None | | | |

| Kickoff Returns | No | Yds | Lg |
|-----------------|----|-----|----|
| Johnny Ford | 2 | 78 | 46 |
| Jah'Quez Evans | 2 | 63 | 48 |

Defensive Leaders
Total Tackles: 8 - Nick Roberts.
Tackles for Loss: 2.0 - Antonio Grier Jr.
Sacks: 1.0 - Antonio Grier Jr.
Interceptions: None.
PAT Blocks: None.



GAME 5: TEMPLE 39, USF 37

LINCOLN FINANCIAL FIELD • PHILADELPHIA

OCT. 17, 2020 • NOON • ESPN+

USF 1-4, 0-3 • TEMPLE 1-1, 1-1

SCORING BY QUARTERS

| | 1 | 2 | 3 | 4 | OT | F |
|--------|----|----|----|----|----|----|
| USF | 7 | 14 | 10 | 6 | - | 37 |
| TEMPLE | 10 | 7 | 9 | 13 | - | 39 |

Attendance: 782 Time: 3:32

First Quarter

TEMPLE - Blue 5-yd pass from Russo (Mobley kick), 10:10
Drive: 8 plays, 50 yards (2:57)
(Temple 7, USF 0)

TEMPLE - Mobley 24-yd field goal, 8:26
Drive: 4 plays, 5 yards (1:10)
(Temple 10, USF 0)

USF - St. Felix 13-yd pass from McCloud (Sackett kick), 4:34
Drive: 10 plays, 49 yards (3:44)
(Temple 10, USF 7)

Second Quarter

USF - Odoms-Dukes 28-yd pass from McCloud (Sackett kick), 9:39
Drive: 10 plays, 95 yards (3:20)
(USF 14, Temple 10)

TEMPLE - Blue 13-yd pass from Russo (Mobley kick), 5:16
Drive: 11 plays, 73 yards (4:17)
(Temple 17, USF 14)

USF - Johnson 2-yd run (Sackett kick), 1:18
Drive: 4 plays, 35 yards (0:59)
(USF 21, Temple 17)

Third Quarter

TEMPLE - Mobley 26-yd field goal, 8:14
Drive: 16 plays, 66 yards (6:46)
(USF 21, Temple 20)

USF - Ford 13-yd pass from McCloud (Sackett kick), 5:39
Drive: 8 plays, 46 yards (2:24)
(USF 28, Temple 20)

USF - Sackett 29-yd field goal, 3:16
Drive: 4 plays, -2 yards (1:01)
(USF 31, Temple 20)

TEMPLE - Mack 12-yd pass from Russo (Mack pass failed), 1:07
Drive: 7 plays, 57 yards (2:09)
(USF 31, Temple 26)

Fourth Quarter

TEMPLE - Ebiketie 11-yd fumble recovery (Davis rush failed), 9:52
(Temple 32, USF 31)

TEMPLE - Jones 13-yd pass from Russo (Mobley kick), 4:28
Drive: 10 plays, 81 yards (3:47)
(Temple 39, USF 31)

USF - Parker 1-yd run (Johnson rush failed), 1:03
Drive: 12 plays, 72 yards (3:21)
(Temple 39, USF 37)

| Team Statistics | USF | TEMPLE |
|----------------------|---------|---------|
| First Downs | 21 | 32 |
| Rushes-Yards | 44-143 | 42-142 |
| Passing Yards | 181 | 270 |
| Comp-Att-Int | 16-29-0 | 30-42-2 |
| Total Yards | 324 | 412 |
| Punts-Avg. | 6-37.3 | 4-40.0 |
| Punt Returns | 1-2-0 | 1-21-0 |
| Kickoff Returns | 6-131-0 | 2-30-0 |
| Interception Returns | 2-77-0 | 0-0-0 |
| Penalties-Yards | 11-111 | 5-54 |
| Fumbles-Lost | 4-3 | 1-0 |
| Sacks By | 0-0 | 4-23 |
| 3rd Down Conversions | 4-12 | 9-17 |
| 4th Down Conversions | 2-2 | 1-1 |
| Time of Possession | 27:39 | 32:21 |

PHILADELPHIA - Jordan McCloud's third touchdown pass of the day helped the Bulls build an 11-point lead late in the third quarter, but Temple scored 19 unanswered to hand USF a heartbreaking 39-37 loss at Lincoln Financial Field.

Following the scoring surge by Temple that gave the Owls the lead, the Bulls answered back with a 1-yard touchdown run by Leonard Parker with just 1:03 remaining that cut the lead to two. USF was unsuccessful on a potential game-tying two-point conversion attempt and didn't get the ball back until the final play.

McCloud completed 15 of 26 passes for 182 yards and matched his career high with three touchdown tosses. He found Randall St. Felix and DeVontres Odoms-Dukes for scores in a first half that saw the Bulls take a 21-17 lead.

Making his first start of the season, running back Johnny Ford caught a 13-yard touchdown pass from McCloud in the third quarter and finished another impressive performance with 206 all-purpose yards. Ford led the Bulls with 68 rushing yards (4.5 ypc), five catches for 54 yards (10.8 ypc) and returned three kickoffs for 84 yards (28.0 ypr), with a long of 44 yards.

Interceptions by Mekhi LaPointe and Daquan Evans highlighted a gritty defensive effort by USF, which forced multiple turnovers for the third time this season.

KEY NOTES

- USF was seeking its first-ever win in four trips to Temple and now trails, 5-2, in its all-time series with the Owls.
- The test at Temple marked USF's third road matchup in its past four games.

Quotable:

"We found a way to get up and unfortunately just made some critical mistakes that you cannot make in that type of close ballgame and expect to win. This one hurts. The guys put a lot into it. I don't like the result whatsoever."

- Head coach Jeff Scott

| USF | | | | | | |
|-----------------------|-----|-----|------|----|-----|----|
| Rushing | Att | Yds | TD | Lg | | |
| Johnny Ford | 15 | 68 | 0 | 13 | | |
| Kelley Joiner Jr. | 11 | 53 | 0 | 16 | | |
| Omarion Dollison | 1 | 10 | 0 | 10 | | |
| Jah'Quez Evans | 1 | 5 | 0 | 5 | | |
| Noah Johnson | 5 | 5 | 1 | 3 | | |
| Leonard Parker | 1 | 1 | 1 | 1 | | |
| Jordan McCloud | 10 | 1 | 0 | 10 | | |
| Passing | Att | Cmp | Yds | TD | Int | Lg |
| Jordan McCloud | 26 | 15 | 182 | 3 | 0 | 28 |
| Receiving | No | Yds | TD | Lg | | |
| Johnny Ford | 5 | 54 | 1 | 21 | | |
| Omarion Dollison | 4 | 64 | 0 | 21 | | |
| DeVontres Odoms-Dukes | 3 | 41 | 1 | 28 | | |
| Randall St. Felix | 2 | 19 | 1 | 13 | | |
| Latrell Williams | 1 | 3 | 0 | 3 | | |
| Mitchell Brinkman | 1 | 0 | 0 | 0 | | |
| Punting | No | Yds | Avg | Lg | | |
| Kenny Scribner | 6 | 224 | 37.3 | 59 | | |
| Punt Returns | No | Yds | Lg | | | |
| KJ Sails | 1 | 2 | 2 | | | |
| Kickoff Returns | No | Yds | Lg | | | |
| Johnny Ford | 3 | 84 | 44 | | | |
| Jah'Quez Evans | 2 | 12 | 10 | | | |
| Leonard Parker | 1 | 35 | 35 | | | |

Defensive Leaders

Total Tackles: 9 - Dwayne Boyles.
Tackles for Loss: 1.0 - Kelvin Pinkney.
Sacks: None.
Interceptions: 1 - Mekhi LaPointe, Daquan Evans.
PAT Blocks: None.
FG Blocks: 1 - Dwayne Boyles.

| TEMPLE | | | | | | |
|-----------------------|-----|-----|------|----|-----|----|
| Rushing | Att | Yds | TD | Lg | | |
| Re'Mahn Davis | 25 | 83 | 0 | 11 | | |
| Tayvon Ruley | 6 | 39 | 0 | 16 | | |
| Anthony Russo | 9 | 9 | 0 | 3 | | |
| Jose Barbon | 1 | 8 | 0 | 8 | | |
| Branden Mack | 1 | 3 | 0 | 3 | | |
| Passing | Att | Cmp | Yds | TD | Int | Lg |
| Anthony Russo | 42 | 30 | 270 | 4 | 2 | 20 |
| Receiving | No | Yds | TD | Lg | | |
| Jaden Blue | 9 | 60 | 2 | 20 | | |
| Randle Jones | 8 | 81 | 1 | 14 | | |
| Re'Mahn Davis | 4 | 29 | 0 | 14 | | |
| David Martin-Robinson | 3 | 36 | 0 | 20 | | |
| Jose Barbon | 3 | 35 | 0 | 13 | | |
| Branden Mack | 3 | 29 | 1 | 12 | | |
| Punting | No | Yds | Avg | Lg | | |
| Adam Barry | 4 | 160 | 40.0 | 51 | | |
| Punt Returns | No | Yds | Lg | | | |
| Jaden Blue | 1 | 21 | 21 | | | |
| Kickoff Returns | No | Yds | Lg | | | |
| Jaden Blue | 2 | 30 | 17 | | | |

Defensive Leaders

Total Tackles: 11 - Yvandy Rigby.
Tackles for Loss: 3.5 - Arnold Ebiketie.
Sacks: 1.0 - Will Kwenkeu, George Reid, Arnold Ebiketie, Manny Walker.
Interceptions: None.
PAT Blocks: None..

The Automated ScoreBook
 South Florida Overall Team Statistics (as of Oct 23, 2020)
 All games

| Team Statistics | USF | OPP |
|-------------------------|-------------|--------------|
| SCORING | 108 | 211 |
| Points Per Game | 18.0 | 35.2 |
| Points Off Turnovers | 13 | 26 |
| FIRST DOWNS | 110 | 133 |
| Rushing | 48 | 65 |
| Passing | 52 | 61 |
| Penalty | 10 | 7 |
| RUSHING YARDAGE | 848 | 1249 |
| Yards gained rushing | 1027 | 1339 |
| Yards lost rushing | 179 | 90 |
| Rushing Attempts | 217 | 270 |
| Average Per Rush | 3.9 | 4.6 |
| Average Per Game | 141.3 | 208.2 |
| TDs Rushing | 8 | 13 |
| PASSING YARDAGE | 1105 | 1103 |
| Comp-Att-Int | 117-198-6 | 97-158-7 |
| Average Per Pass | 5.6 | 7.0 |
| Average Per Catch | 9.4 | 11.4 |
| Average Per Game | 184.2 | 183.8 |
| TDs Passing | 5 | 10 |
| TOTAL OFFENSE | 1953 | 2352 |
| Total Plays | 415 | 428 |
| Average Per Play | 4.7 | 5.5 |
| Average Per Game | 325.5 | 392.0 |
| KICK RETURNS: #-Yards | 26-576 | 14-293 |
| PUNT RETURNS: #-Yards | 5-66 | 9-116 |
| INT RETURNS: #-Yards | 7-131 | 6-47 |
| KICK RETURN AVERAGE | 22.2 | 20.9 |
| PUNT RETURN AVERAGE | 13.2 | 12.9 |
| INT RETURN AVERAGE | 18.7 | 7.8 |
| FUMBLES-LOST | 9-7 | 9-3 |
| PENALTIES-Yards | 34-321 | 29-279 |
| Average Per Game | 53.5 | 46.5 |
| PUNTS-Yards | 25-868 | 23-900 |
| Average Per Punt | 34.7 | 39.1 |
| Net punt average | 30.1 | 35.4 |
| KICKOFFS-Yards | 21-1153 | 41-2301 |
| Average Per Kick | 54.9 | 56.1 |
| Net kick average | 35.0 | 38.4 |
| TIME OF POSSESSION/Game | 27:04 | 32:56 |
| 3RD-DOWN Conversions | 23/80 | 50/94 |
| 3rd-Down Pct | 29% | 53% |
| 4TH-DOWN Conversions | 7/19 | 8/8 |
| 4th-Down Pct | 37% | 100% |
| SACKS BY-Yards | 3-13 | 18-96 |
| MISC YARDS | 0 | 0 |
| TOUCHDOWNS SCORED | 14 | 27 |
| FIELD GOALS-ATTEMPTS | 4-7 | 8-13 |
| ON-SIDE KICKS | 1-3 | 0-0 |
| RED-ZONE SCORES | (15-21) 71% | (23-28) 82% |
| RED-ZONE TOUCHDOWNS | (12-21) 57% | (17-28) 61% |
| PAT-ATTEMPTS | (12-13) 92% | (25-25) 100% |
| ATTENDANCE | 11941 | 10867 |
| Games/Avg Per Game | 3/3980 | 3/3622 |
| Neutral Site Games | | 0/0 |

| Score by Quarters | 1st | 2nd | 3rd | 4th | OT | Total |
|-------------------|-----|-----|-----|-----|----|-------|
| South Florida | 27 | 37 | 24 | 20 | 0 | 108 |
| Opponents | 58 | 66 | 61 | 26 | 0 | 211 |

The Automated ScoreBook
 South Florida Overall Individual Statistics (as of Oct 23, 2020)
 All games

| Rushing | gp-gs | att | gain | loss | net | avg | td | lg | avg/g |
|-----------------|-------|-----|------|------|------|-------|----|----|-------|
| FORD, Johnny | 6-2 | 55 | 299 | 14 | 285 | 5.2 | 3 | 43 | 47.5 |
| JOINER, Kelly | 6-4 | 52 | 237 | 15 | 222 | 4.3 | 1 | 41 | 37.0 |
| JOHNSON, Noah | 5-0 | 30 | 134 | 22 | 112 | 3.7 | 3 | 20 | 22.4 |
| BATTIE, Brian | 5-0 | 8 | 69 | 1 | 68 | 8.5 | 0 | 24 | 13.6 |
| PARKER, Leonard | 3-0 | 12 | 54 | 2 | 52 | 4.3 | 1 | 27 | 17.3 |
| FORTIN, Cade | 2-0 | 4 | 43 | 4 | 39 | 9.8 | 0 | 33 | 19.5 |
| McCLOUD, Jordan | 6-5 | 35 | 113 | 84 | 29 | 0.8 | 0 | 17 | 4.8 |
| DOLLISON, O | 6-0 | 2 | 29 | 0 | 29 | 14.5 | 0 | 19 | 4.8 |
| SERIKI, Odunayo | 4-0 | 5 | 26 | 1 | 25 | 5.0 | 0 | 21 | 6.2 |
| FELIX, Darrian | 2-0 | 6 | 12 | 4 | 8 | 1.3 | 0 | 8 | 4.0 |
| MILLER, Bryce | 6-6 | 1 | 4 | 0 | 4 | 4.0 | 0 | 4 | 0.7 |
| TEAM | 3-0 | 1 | 0 | 2 | -2 | -2.0 | 0 | 0 | -0.7 |
| EVANS, Jah'Quez | 6-0 | 2 | 5 | 9 | -4 | -2.0 | 0 | 5 | -0.7 |
| WILLIAMS, L | 6-4 | 1 | 0 | 4 | -4 | -4.0 | 0 | 0 | -0.7 |
| MARSH, Katravis | 3-1 | 2 | 2 | 7 | -5 | -2.5 | 0 | 2 | -1.7 |
| SCHNEIDER, T | 5-0 | 1 | 0 | 10 | -10 | -10.0 | 0 | 0 | -2.0 |
| Total | 6 | 217 | 1027 | 179 | 848 | 3.9 | 8 | 43 | 141.3 |
| Opponents | 6 | 270 | 1339 | 90 | 1249 | 4.6 | 13 | 62 | 208.2 |

| Passing | gp-gs | effic | comp-att-int | pct | yds | td | lg | avg/g |
|-----------------|-------|--------|--------------|-------|------|----|----|-------|
| McCLOUD, Jordan | 6-5 | 123.35 | 74-119-2 | 62.2 | 757 | 4 | 52 | 126.2 |
| JOHNSON, Noah | 5-0 | 103.39 | 28-48-1 | 58.3 | 242 | 1 | 36 | 48.4 |
| MARSH, Katravis | 3-1 | 38.65 | 10-21-3 | 47.6 | 49 | 0 | 21 | 16.3 |
| FORTIN, Cade | 2-0 | 90.95 | 4-8-0 | 50.0 | 39 | 0 | 22 | 19.5 |
| ST. FELIX, R | 6-1 | 251.20 | 1-1-0 | 100.0 | 18 | 0 | 18 | 3.0 |
| FORD, Johnny | 6-2 | 0.00 | 0-1-0 | 0.0 | 0 | 0 | 0 | 0.0 |
| EVANS, Jah'Quez | 6-0 | 0.00 | 0-0-0 | 0.0 | 0 | 0 | 0 | 0.0 |
| Total | 6 | 108.24 | 117-198-6 | 59.1 | 1105 | 5 | 52 | 184.2 |
| Opponents | 6 | 132.06 | 97-158-7 | 61.4 | 1103 | 10 | 75 | 183.8 |

| Receiving | gp-gs | no. | yds | avg | td | lg | avg/g |
|-----------------|-------|-----|------|------|----|----|-------|
| DUKES, DeVontre | 6-6 | 16 | 196 | 12.2 | 2 | 28 | 32.7 |
| MILLER, Bryce | 6-6 | 15 | 138 | 9.2 | 1 | 18 | 23.0 |
| FORD, Johnny | 6-2 | 15 | 125 | 8.3 | 1 | 28 | 20.8 |
| WILLIAMS, L | 6-4 | 14 | 167 | 11.9 | 0 | 36 | 27.8 |
| DOLLISON, O | 6-0 | 13 | 202 | 15.5 | 0 | 52 | 33.7 |
| BRINKMAN, Mitch | 6-5 | 13 | 148 | 11.4 | 0 | 37 | 24.7 |
| ST. FELIX, R | 6-1 | 10 | 52 | 5.2 | 1 | 15 | 8.7 |
| JOINER, Kelly | 6-4 | 5 | -5 | -1.0 | 0 | 4 | -0.8 |
| WEAVER, Xavier | 5-1 | 4 | 38 | 9.5 | 0 | 21 | 7.6 |
| CARTER, Chris | 6-1 | 4 | 12 | 3.0 | 0 | 4 | 2.0 |
| HORNE, Terrence | 5-0 | 2 | -13 | -6.5 | 0 | 0 | -2.6 |
| BROWN, Sincere | 2-0 | 1 | 19 | 19.0 | 0 | 19 | 9.5 |
| McCLOUD, Jordan | 6-5 | 1 | 18 | 18.0 | 0 | 18 | 3.0 |
| MATHIS, Jacob | 2-0 | 1 | 5 | 5.0 | 0 | 5 | 2.5 |
| ATKINS, Sean | 3-0 | 1 | 4 | 4.0 | 0 | 4 | 1.3 |
| BATTIE, Brian | 5-0 | 1 | 3 | 3.0 | 0 | 3 | 0.6 |
| MATHIS, Jacob | 1-0 | 1 | -4 | -4.0 | 0 | 0 | -4.0 |
| Total | 6 | 117 | 1105 | 9.4 | 5 | 52 | 184.2 |
| Opponents | 6 | 97 | 1103 | 11.4 | 10 | 75 | 183.8 |

| Punt Returns | no. | yds | avg | td | lg |
|--------------|-----|-----|------|----|----|
| SAILS, KJ | 4 | 66 | 16.5 | 0 | 60 |
| DOLLISON, O | 1 | 0 | 0.0 | 1 | 0 |
| Total | 5 | 66 | 13.2 | 1 | 60 |
| Opponents | 9 | 116 | 12.9 | 1 | 17 |

| Interceptions | no. | yds | avg | td | lg |
|-----------------|-----|-----|------|----|----|
| LaPOINTE, Mekhi | 2 | 39 | 19.5 | 0 | 21 |
| EVANS, Daquan | 2 | 87 | 43.5 | 0 | 56 |
| NICHOLS, Brock | 1 | 3 | 3.0 | 0 | 3 |
| TOWNSEL, Chris | 1 | 0 | 0.0 | 0 | 0 |
| HARRIS, Mac | 1 | 2 | 2.0 | 0 | 2 |
| Total | 7 | 131 | 18.7 | 0 | 56 |
| Opponents | 6 | 47 | 7.8 | 1 | 38 |

| Kick Returns | no. | yds | avg | td | lg |
|-----------------|-----|-----|------|----|----|
| FORD, Johnny | 13 | 321 | 24.7 | 0 | 70 |
| HORNE, Terrence | 4 | 89 | 22.2 | 0 | 34 |
| EVANS, Jah'Quez | 4 | 75 | 18.8 | 0 | 48 |
| BATTIE, Brian | 3 | 44 | 14.7 | 0 | 26 |
| BRINKMAN, Mitch | 1 | 12 | 12.0 | 0 | 12 |
| PARKER, Leonard | 1 | 35 | 35.0 | 0 | 35 |
| Total | 26 | 576 | 22.2 | 0 | 70 |
| Opponents | 14 | 293 | 20.9 | 1 | 97 |

| Fumble Returns | no. | yds | avg | td | lg |
|----------------|-----|-----|-----|----|----|
| NICHOLS, Brock | 1 | 0 | 0.0 | 0 | 0 |
| HAMPTON, Mike | 1 | 0 | 0.0 | 0 | 0 |
| Total | 2 | 0 | 0.0 | 0 | 0 |
| Opponents | 6 | 23 | 3.8 | 1 | 12 |

The Automated ScoreBook
South Florida Overall Individual Statistics (as of Oct 23, 2020)
All games

| Scoring | td | fg | PAT | | | | dxp | saf | pts | Total Offense | | | | | | |
|-----------------|----|------|-------|------|-----|------|-----|-----|-----|-----------------|-------|------|------|-------|-------|-------|
| | | | kick | rush | rcv | pass | | | | g | plays | rush | pass | total | avg/g | |
| FORD, Johnny | 4 | - | - | - | - | - | - | - | 24 | McCLOUD, Jordan | 6 | 154 | 29 | 757 | 786 | 131.0 |
| SACKETT, Jared | - | 4-6 | 7-7 | - | - | - | - | - | 19 | JOHNSON, Noah | 5 | 78 | 112 | 242 | 354 | 70.8 |
| JOHNSON, Noah | 3 | - | - | 0-1 | - | - | - | - | 18 | FORD, Johnny | 6 | 56 | 285 | 0 | 285 | 47.5 |
| DUKES, DeVontre | 2 | - | - | - | - | - | - | - | 12 | JOINER, Kelly | 6 | 52 | 222 | 0 | 222 | 37.0 |
| JOINER, Kelly | 1 | - | - | - | - | - | - | - | 6 | FORTIN, Cade | 2 | 12 | 39 | 39 | 78 | 39.0 |
| MILLER, Bryce | 1 | - | - | - | - | - | - | - | 6 | BATTIE, Brian | 5 | 8 | 68 | 0 | 68 | 13.6 |
| DOLLISON, O | 1 | - | - | - | - | - | - | - | 6 | PARKER, Leonard | 3 | 12 | 52 | 0 | 52 | 17.3 |
| ST. FELIX, R | 1 | - | - | - | - | - | - | - | 6 | MARSH, Katravis | 3 | 23 | -5 | 49 | 44 | 14.7 |
| PARKER, Leonard | 1 | - | - | - | - | - | - | - | 6 | DOLLISON, O | 6 | 2 | 29 | 0 | 29 | 4.8 |
| SHRADER, S | - | 0-1 | 3-4 | - | - | - | - | - | 3 | SERIKI, Odunayo | 4 | 5 | 25 | 0 | 25 | 6.2 |
| SCRIBNER, Kenny | - | - | 2-2 | - | - | - | - | - | 2 | ST. FELIX, R | 6 | 1 | 0 | 18 | 18 | 3.0 |
| Total | 14 | 4-7 | 12-13 | 0-1 | - | - | - | - | 108 | FELIX, Darrian | 2 | 6 | 8 | 0 | 8 | 4.0 |
| Opponents | 27 | 8-13 | 25-25 | 0-1 | - | 0-1 | - | - | 211 | MILLER, Bryce | 6 | 1 | 4 | 0 | 4 | 0.7 |
| | | | | | | | | | | TEAM | 3 | 1 | -2 | 0 | -2 | -0.7 |
| | | | | | | | | | | WILLIAMS, L | 6 | 1 | -4 | 0 | -4 | -0.7 |
| | | | | | | | | | | EVANS, Jah'Quez | 6 | 2 | -4 | 0 | -4 | -0.7 |
| | | | | | | | | | | SCHNEIDER, T | 5 | 1 | -10 | 0 | -10 | -2.0 |
| | | | | | | | | | | Total | 6 | 415 | 848 | 1105 | 1953 | 325.5 |
| | | | | | | | | | | Opponents | 6 | 428 | 1249 | 1103 | 2352 | 392.0 |

| Field Goals | fg | pct. | 01-19 | 20-29 | 30-39 | 40-49 | 50-99 | lg | blk | Punting | no. | yds | avg | lg | tb | fc | i20 | 50+ | blk | |
|--|---------------|------|-------|-------|-------------------|-------|-------|----|-----|-----------------|-----|------|------|----|----|------|------|------|-----|---|
| SHRADER, S | 0-1 | 0.0 | 0-0 | 0-0 | 0-0 | 0-1 | 0-0 | 0 | 0 | SCHNEIDER, T | 16 | 585 | 36.6 | 53 | 0 | 4 | 4 | 3 | 0 | |
| SACKETT, Jared | 4-6 | 66.7 | 0-0 | 2-2 | 2-3 | 0-1 | 0-0 | 39 | 0 | SCRIBNER, Kenny | 7 | 248 | 35.4 | 47 | 0 | 1 | 2 | 0 | 1 | |
| | | | | | | | | | | TEAM | 1 | 0 | 0.0 | 0 | 0 | 0 | 0 | 0 | 0 | |
| FG Sequence | South Florida | | | | Opponents | | | | | McCLOUD, Jordan | 1 | 35 | 35.0 | 35 | 0 | 0 | 0 | 0 | 0 | 0 |
| The Citadel | 43 | | | | (45),(41),36 | | | | | Total | 25 | 868 | 34.7 | 53 | 0 | 5 | 6 | 3 | 1 | |
| Notre Dame | - | | | | 38,(22) | | | | | Opponents | 23 | 900 | 39.1 | 60 | 1 | 7 | 12 | 5 | 0 | |
| Cincinnati | 35 | | | | 37 | | | | | Kickoffs | no. | yds | avg | tb | ob | retn | net | ydln | | |
| East Carolina | (31) | | | | (25),36,(42),(37) | | | | | SHRADER, S | 18 | 1037 | 57.6 | 5 | 0 | | | | | |
| Temple | (29) | | | | (24),36,(26) | | | | | SCRIBNER, Kenny | 2 | 102 | 51.0 | 0 | 0 | | | | | |
| Tulsa | (39),(25),42 | | | | - | | | | | SACKETT, Jared | 1 | 14 | 14.0 | 0 | 0 | | | | | |
| Numbers in (parentheses) indicate field goal was made. | | | | | | | | | | | | | | | | | | | | |
| | | | | | | | | | | Total | 21 | 1153 | 54.9 | 5 | 0 | 20.9 | 35.0 | 30 | | |
| | | | | | | | | | | Opponents | 41 | 2301 | 56.1 | 6 | 4 | 22.2 | 38.4 | 26 | | |

The Automated ScoreBook
South Florida Overall Individual Statistics (as of Oct 23, 2020)
All games

| All Purpose | g | rush | rcv | pr | kr | ir | total | avg/g |
|----------------|---|------|------|-----|-----|-----|-------|-------|
| FORD, Johnny | 6 | 285 | 125 | 0 | 321 | 0 | 731 | 121.8 |
| DOLLISON, O | 6 | 29 | 202 | 0 | 0 | 0 | 231 | 38.5 |
| JOINER, Kelly | 6 | 222 | -5 | 0 | 0 | 0 | 217 | 36.2 |
| DUKES, DeVont | 6 | 0 | 196 | 0 | 0 | 0 | 196 | 32.7 |
| WILLIAMS, L | 6 | -4 | 167 | 0 | 0 | 0 | 163 | 27.2 |
| BRINKMAN, Mit | 6 | 0 | 148 | 0 | 12 | 0 | 160 | 26.7 |
| MILLER, Bryce | 6 | 4 | 138 | 0 | 0 | 0 | 142 | 23.7 |
| BATTIE, Brian | 5 | 68 | 3 | 0 | 44 | 0 | 115 | 23.0 |
| JOHNSON, Noa | 5 | 112 | 0 | 0 | 0 | 0 | 112 | 22.4 |
| EVANS, Daquan | 6 | 0 | 0 | 0 | 0 | 87 | 87 | 14.5 |
| PARKER, Leona | 3 | 52 | 0 | 0 | 35 | 0 | 87 | 29.0 |
| HORNE, Terren | 5 | 0 | -13 | 0 | 89 | 0 | 76 | 15.2 |
| EVANS, Jah'Qu | 6 | -4 | 0 | 0 | 75 | 0 | 71 | 11.8 |
| SAILS, KJ | 6 | 0 | 0 | 66 | 0 | 0 | 66 | 11.0 |
| ST. FELIX, R | 6 | 0 | 52 | 0 | 0 | 0 | 52 | 8.7 |
| McCLOUD, Jord | 6 | 29 | 18 | 0 | 0 | 0 | 47 | 7.8 |
| LaPOINTE, Mek | 4 | 0 | 0 | 0 | 0 | 39 | 39 | 9.8 |
| FORTIN, Cade | 2 | 39 | 0 | 0 | 0 | 0 | 39 | 19.5 |
| WEAVER, Xavie | 5 | 0 | 38 | 0 | 0 | 0 | 38 | 7.6 |
| SERIKI, Odunay | 4 | 25 | 0 | 0 | 0 | 0 | 25 | 6.2 |
| BROWN, Sincer | 2 | 0 | 19 | 0 | 0 | 0 | 19 | 9.5 |
| CARTER, Chris | 6 | 0 | 12 | 0 | 0 | 0 | 12 | 2.0 |
| FELIX, Darrian | 2 | 8 | 0 | 0 | 0 | 0 | 8 | 4.0 |
| MATHIS, Jacob | 2 | 0 | 5 | 0 | 0 | 0 | 5 | 2.5 |
| ATKINS, Sean | 3 | 0 | 4 | 0 | 0 | 0 | 4 | 1.3 |
| NICHOLS, Brock | 6 | 0 | 0 | 0 | 0 | 3 | 3 | 0.5 |
| HARRIS, Mac | 6 | 0 | 0 | 0 | 0 | 2 | 2 | 0.3 |
| TEAM | 3 | -2 | 0 | 0 | 0 | 0 | -2 | -0.7 |
| MATHIS, Jacob | 1 | 0 | -4 | 0 | 0 | 0 | -4 | -4.0 |
| MARSH, Katravi | 3 | -5 | 0 | 0 | 0 | 0 | -5 | -1.7 |
| SCHNEIDER, T | 5 | -10 | 0 | 0 | 0 | 0 | -10 | -2.0 |
| Total | 6 | 848 | 1105 | 66 | 576 | 131 | 2726 | 454.3 |
| Opponents | 6 | 1249 | 1103 | 116 | 293 | 47 | 2808 | 468.0 |

The Automated ScoreBook
 South Florida Overall Defensive Statistics (as of Oct 23, 2020)
 All games

| ## | Defensive Leaders | gp-gs | Tackles | | | | tfl/yds | Sacks no-yds | Pass defense | | | Fumbles | | blkd | |
|-----------|-------------------|-------|---------|-----|-----|--------|---------|-----------------|--------------|------|------|---------|----|------|-----|
| | | | ua | a | tot | | | | int-yds | brup | qbh | rcv-yds | ff | kick | saf |
| 5G | GRIER, Antonio | 6-5 | 21 | 19 | 40 | 4.0-15 | 3.0-13 | . | . | 1 | . | 2 | . | . | |
| 2 | ROBERTS, Nick | 6-4 | 22 | 17 | 39 | . | . | . | 1 | . | 1 | . | . | | |
| 3D | DAVIS, Vincent | 6-6 | 17 | 15 | 32 | . | . | . | . | 1 | . | . | . | | |
| 23 | MANGUM, Thad | 6-6 | 14 | 13 | 27 | 3.0-9 | . | . | . | 1 | 1-0 | 1 | . | . | |
| 7 | HAMPTON, Mike | 6-6 | 14 | 10 | 24 | . | . | . | 3 | . | 1-0 | . | . | . | |
| 24 | HARRIS, Mac | 6-2 | 12 | 11 | 23 | 1.0-4 | . | 1-2 | . | 1 | . | . | . | . | |
| 59 | MIMS, Andrew | 5-3 | 13 | 8 | 21 | 1.0-1 | . | . | . | . | . | . | . | . | |
| 11 | BOYLES, Dwayne | 3-3 | 13 | 6 | 19 | 2.0-4 | . | . | 1 | . | . | . | 1 | . | |
| 6 | BELLAMY, D | 5-4 | 11 | 8 | 19 | 1.5-3 | . | . | 2 | 1 | . | . | . | . | |
| 9 | SAILS, KJ | 6-6 | 13 | 5 | 18 | 1.5-1 | . | . | 1 | . | . | . | . | . | |
| 17 | GREEN, Blake | 6-6 | 7 | 10 | 17 | 1.5-5 | . | . | . | . | . | 1 | . | . | |
| 0 | EVANS, Daquan | 6-0 | 14 | 3 | 17 | 1.0-3 | . | 2-87 | 1 | . | . | . | . | . | |
| 22 | LaPOINTE, Mekhi | 4-3 | 14 | 3 | 17 | 1.0-5 | . | 2-39 | 2 | . | . | . | . | . | |
| 16 | NICHOLS, Brock | 6-1 | 10 | 6 | 16 | . | . | 1-3 | . | . | 1-0 | . | . | . | |
| 20 | SANDERS, B | 3-1 | 12 | 3 | 15 | 2.5-4 | . | . | 1 | . | . | . | . | . | |
| 91 | YATES, Rashawn | 6-6 | 8 | 6 | 14 | 1.5-4 | . | . | . | . | . | 1 | . | . | |
| 29 | NORRIS, Brian | 4-1 | 6 | 7 | 13 | . | . | . | . | 1 | . | . | . | . | |
| 40 | VAUGHN, Jason | 6-0 | 9 | 2 | 11 | 0.5-1 | . | . | . | . | . | . | . | . | |
| 96 | PINKNEY, Kelvin | 6-0 | 8 | 2 | 10 | 3.0-4 | . | . | . | . | . | . | . | . | |
| 8T | TOWNSEL, Chris | 5-2 | 5 | 3 | 8 | 1.0-1 | . | 1-0 | . | . | . | . | . | . | |
| 15 | CURRY, Jayden | 6-0 | 5 | 1 | 6 | 1.0-3 | . | . | . | . | . | . | . | . | |
| 45 | GRANT, Darrien | 6-1 | 4 | 2 | 6 | . | . | . | . | 1 | . | . | . | . | |
| 13 | LOGAN, Tramel | 6-0 | 3 | 2 | 5 | . | . | . | . | . | . | . | . | . | |
| 30 | CROMARTY, I | 5-0 | 3 | 1 | 4 | . | . | . | . | . | . | . | . | . | |
| 26 | HELTON, Keyon | 3-0 | . | 2 | 2 | . | . | . | . | . | . | . | . | . | |
| 1K | KEGLER, Kevin | 4-0 | 2 | . | 2 | . | . | . | . | . | . | . | . | . | |
| 18 | DUKES, DeVontre | 6-6 | 1 | . | 1 | . | . | . | . | . | . | . | . | . | |
| 14 | EVANS, Jah'Quez | 6-0 | 1 | . | 1 | . | . | . | . | . | . | . | . | . | |
| 19 | MILLER, Bryce | 6-6 | 1 | . | 1 | . | . | . | . | . | . | . | . | . | |
| 12 | KNOX, Ben | 5-0 | 1 | . | 1 | . | . | . | . | . | . | . | . | . | |
| 46 | THAXTON, Ryan | 4-0 | 1 | . | 1 | . | . | . | . | . | . | . | . | . | |
| 4 | DOLLISON, O | 6-0 | . | 1 | 1 | . | . | . | . | . | . | . | . | . | |
| 32 | SHRADER, S | 5-0 | 1 | . | 1 | . | . | . | . | . | . | . | . | . | |
| 3 | McCLOUD, Jordan | 6-5 | 1 | . | 1 | . | . | . | . | . | . | . | . | . | |
| 5 | ST. FELIX, R | 6-1 | . | 1 | 1 | . | . | . | . | . | . | . | . | . | |
| 89 | BRINKMAN, Mitch | 6-5 | 1 | . | 1 | . | . | . | . | . | . | . | . | . | |
| Total | | 6 | 268 | 167 | 435 | 27-67 | 3-13 | 7-131 | 12 | 7 | 3-0 | 6 | 1 | . | |
| Opponents | | 6 | 297 | 72 | 369 | 57-206 | 18-96 | 6-47 | 19 | 16 | 7-23 | 7 | 1 | . | |

The Automated ScoreBook
 South Florida Team Game-by-Game (as of Oct 23, 2020)
 All games

TEAM STATISTICS

| Date | Opponent | Rushing | | | | Receiving | | | | Passing | | | | Kick Returns | | | | Punt Returns | | | | tot off |
|---------------|---------------|---------|------|----|----|-----------|------|----|----|-------------|------|----|----|--------------|-----|----|----|--------------|-----|----|----|------------|
| | | no. | yds | td | lg | no. | yds | td | lg | cmp-att-int | yds | td | lg | no. | yds | td | lg | no. | yds | td | lg | |
| Sep 12 | THE CITADEL | 39 | 302 | 2 | 43 | 18 | 102 | 1 | 19 | 18-25-0 | 102 | 1 | 19 | 1 | 12 | 0 | 12 | 2 | 0 | 1 | 0 | 404 |
| Sep 19 | at Notre Dame | 33 | 106 | 0 | 42 | 12 | 125 | 0 | 36 | 12-29-0 | 125 | 0 | 36 | 8 | 129 | 0 | 26 | 0 | 0 | 0 | 0 | 231 |
| Oct 02 | at Cincinnati | 33 | 83 | 1 | 27 | 21 | 208 | 0 | 28 | 21-41-5 | 208 | 0 | 28 | 2 | 95 | 0 | 70 | 0 | 0 | 0 | 0 | 291 |
| Oct 10 | EAST CAROLINA | 34 | 92 | 3 | 17 | 28 | 306 | 0 | 52 | 28-38-0 | 306 | 0 | 52 | 4 | 125 | 0 | 48 | 0 | 0 | 0 | 0 | 398 |
| Oct 17 | at Temple | 44 | 143 | 2 | 16 | 16 | 181 | 3 | 28 | 16-29-0 | 181 | 3 | 28 | 6 | 131 | 0 | 44 | 1 | 2 | 0 | 2 | 324 |
| Oct 23 | TULSA | 34 | 122 | 0 | 33 | 22 | 183 | 1 | 22 | 22-36-1 | 183 | 1 | 22 | 5 | 84 | 0 | 34 | 2 | 64 | 0 | 60 | 305 |
| South Florida | | 217 | 848 | 8 | 43 | 117 | 1105 | 5 | 52 | 117-198-6 | 1105 | 5 | 52 | 26 | 576 | 0 | 70 | 5 | 66 | 1 | 60 | 1953 |
| | | 270 | 1249 | 13 | 62 | 97 | 1103 | 10 | 75 | 97-158-7 | 1103 | 10 | 75 | 14 | 293 | 1 | 97 | 9 | 116 | 1 | 17 | 2352 |

Games: 6 • Avg/rush: 3.9 • Avg/catch: 9.4 • Pass effic: 108.24 • KR avg: 22.2 • PR avg: 13.2 • All purpose avg/game: 454.3 • Total offense avg/gm: 325.5

| Date | Opponent | Tackles | | | | Sacks no-yds | Fumble | | Pass Defense | | | blkd kick | PAT Attempts | | | | off | | | | |
|---------------|---------------|---------|-----|-------|----------|-----------------|--------|--------|--------------|-----|------|--------------|--------------|------|-----|-----|-----|-----|---|---|-----|
| | | ua | a | total | tfl-yds | | ff | fr-yds | int-yds | qbh | brup | | kick | rush | rcv | saf | t/o | pts | | | |
| Sep 12 | THE CITADEL | 45 | 30 | 75 | 7.0-16 | 1.0-4 | 2 | 2-0 | 1-18 | 1 | 1 | 0 | 3-4 | 0 | 0 | 0 | 0 | 0 | 0 | 0 | 27 |
| Sep 19 | at Notre Dame | 45 | 18 | 63 | 3.0-11 | 0.0-0 | 2 | 0-0 | 0-0 | 1 | 2 | 0 | 0-0 | 0 | 0 | 0 | 0 | 0 | 0 | 0 | 0 |
| Oct 02 | at Cincinnati | 32 | 58 | 90 | 5.0-15 | 1.0-7 | 1 | 1-0 | 3-5 | 3 | 0 | 0 | 1-1 | 0 | 0 | 0 | 0 | 0 | 0 | 0 | 7 |
| Oct 10 | EAST CAROLINA | 47 | 26 | 73 | 5.0-15 | 1.0-2 | 1 | 0-0 | 0-0 | 1 | 2 | 0 | 3-3 | 0 | 0 | 0 | 0 | 0 | 0 | 0 | 24 |
| Oct 17 | at Temple | 56 | 20 | 76 | 2.0-2 | 0.0-0 | 0 | 0-0 | 2-77 | 0 | 4 | 1 | 4-4 | 0 | 0 | 0 | 0 | 10 | 0 | 0 | 37 |
| Oct 23 | TULSA | 43 | 15 | 58 | 5.0-8 | 0.0-0 | 0 | 0-0 | 1-31 | 1 | 3 | 0 | 1-1 | 0 | 0 | 0 | 0 | 3 | 0 | 0 | 13 |
| South Florida | | 268 | 167 | 435 | 27.0-67 | 3.0-13 | 6 | 3-0 | 7-131 | 7 | 12 | 1 | 12-13 | 0 | 0 | 0 | 0 | 13 | 0 | 0 | 108 |
| | | 297 | 72 | 369 | 57.0-206 | 18.0-96 | 7 | 7-23 | 6-47 | 16 | 19 | 1 | 25-25 | 0 | 0 | 0 | 0 | 26 | 0 | 0 | 211 |

| Date | Opponent | Punting | | | | | | | | | Field Goals | | | Kickoffs | | | | |
|---------------|---------------|---------|-----|------|------|------|----|----|-----|-----|-------------|------|------|----------|------|------|----|----|
| | | no. | yds | avg | long | blkd | tb | fc | 50+ | i20 | md-att | long | blkd | no. | yds | avg | tb | ob |
| Sep 12 | THE CITADEL | 4 | 137 | 34.2 | 43 | 0 | 0 | 2 | 0 | 3 | 0-1 | 0 | 0 | 5 | 300 | 60.0 | 2 | 0 |
| Sep 19 | at Notre Dame | 6 | 144 | 24.0 | 53 | 1 | 0 | 0 | 1 | 0 | 0-0 | 0 | 0 | 1 | 49 | 49.0 | 0 | 0 |
| Oct 02 | at Cincinnati | 3 | 111 | 37.0 | 47 | 0 | 0 | 1 | 0 | 1 | 0-1 | 0 | 0 | 2 | 102 | 51.0 | 0 | 0 |
| Oct 10 | EAST CAROLINA | 3 | 127 | 42.3 | 47 | 0 | 0 | 1 | 0 | 0 | 1-1 | 31 | 0 | 5 | 220 | 44.0 | 1 | 0 |
| Oct 17 | at Temple | 5 | 165 | 33.0 | 46 | 0 | 0 | 1 | 0 | 2 | 1-1 | 29 | 0 | 4 | 222 | 55.5 | 0 | 0 |
| Oct 23 | TULSA | 4 | 184 | 46.0 | 52 | 0 | 0 | 0 | 2 | 0 | 2-3 | 39 | 0 | 4 | 260 | 65.0 | 2 | 0 |
| South Florida | | 25 | 868 | 34.7 | 53 | 1 | 0 | 5 | 3 | 6 | 4-7 | 39 | 0 | 21 | 1153 | 54.9 | 5 | 0 |
| | | 23 | 900 | 39.1 | 60 | 0 | 1 | 7 | 5 | 12 | 8-13 | 45 | 1 | 41 | 2301 | 56.1 | 6 | 4 |

The Automated ScoreBook
 South Florida Opponent Game-by-Game (as of Oct 23, 2020)
 All games

OPPONENT STATISTICS

| Date | Opponent | Rushing | | | | Receiving | | | | Passing | | | | Kick Returns | | | | Punt Returns | | | | tot off | | |
|-----------|---------------|---------|------|----|----|-----------|------|----|----|---------|-----|-----|------|--------------|----|-----|-----|--------------|----|-----|-----|------------|----|------|
| | | no. | yds | td | lg | no. | yds | td | lg | cmp | att | int | yds | td | lg | no. | yds | td | lg | no. | yds | | td | lg |
| Sep 12 | THE CITADEL | 54 | 200 | 0 | 41 | 4 | 84 | 0 | 34 | 4 | 18 | 1 | 84 | 0 | 34 | 3 | 60 | 0 | 23 | 2 | 8 | 0 | 2 | 284 |
| Sep 19 | at Notre Dame | 45 | 281 | 6 | 31 | 13 | 149 | 0 | 27 | 13 | 21 | 0 | 149 | 0 | 27 | 1 | 14 | 0 | 14 | 2 | 62 | 1 | 7 | 430 |
| Oct 02 | at Cincinnati | 45 | 189 | 1 | 26 | 16 | 143 | 2 | 35 | 16 | 26 | 3 | 143 | 2 | 35 | 2 | 111 | 1 | 97 | 1 | 7 | 0 | 7 | 332 |
| Oct 10 | EAST CAROLINA | 47 | 210 | 2 | 42 | 17 | 222 | 3 | 75 | 17 | 26 | 0 | 222 | 3 | 75 | 3 | 29 | 0 | 25 | 2 | 25 | 0 | 17 | 432 |
| Oct 17 | at Temple | 42 | 142 | 0 | 16 | 30 | 270 | 4 | 20 | 30 | 42 | 2 | 270 | 4 | 20 | 3 | 51 | 0 | 21 | 0 | 0 | 0 | 0 | 412 |
| Oct 23 | TULSA | 37 | 227 | 4 | 62 | 17 | 235 | 1 | 35 | 17 | 25 | 1 | 235 | 1 | 35 | 2 | 28 | 0 | 16 | 2 | 14 | 0 | 13 | 462 |
| Opponents | | 270 | 1249 | 13 | 62 | 97 | 1103 | 10 | 75 | 97 | 158 | 7 | 1103 | 10 | 75 | 14 | 293 | 1 | 97 | 9 | 116 | 1 | 17 | 2352 |
| | | 217 | 848 | 8 | 43 | 117 | 1105 | 5 | 52 | 117 | 198 | 6 | 1105 | 5 | 52 | 26 | 576 | 0 | 70 | 5 | 66 | 1 | 60 | 1953 |

Games: 6 • Avg/rush: 4.6 • Avg/catch: 11.4 • Pass effic: 132.06 • KR avg: 20.9 • PR avg: 12.9 • All purpose avg/game: 468.0 • Total offense avg/gm: 392.0

| Date | Opponent | Tackles | | | | Sacks no-yds | Fumble | | Pass Defense | | | blkd kick | PAT Attempts | | | | off | | | | | | | |
|-----------|---------------|---------|-----|-------|----------|-----------------|--------|--------|--------------|-----|------|--------------|--------------|------|-----|-----|-----|-----|-----|---|---|---|---|----|
| | | ua | a | total | tfl-yds | | ff | fr-yds | int-yds | qbh | brup | | kick | rush | rcv | saf | t/o | pts | | | | | | |
| Sep 12 | THE CITADEL | 51 | 4 | 55 | 11.0-38 | 3.0-15 | 0 | 0-0 | 0-0 | 0 | 1 | 0 | 0-0 | 0 | 0 | 0 | 0 | 0 | 0 | 0 | 0 | 0 | 0 | 6 |
| Sep 19 | at Notre Dame | 44 | 10 | 54 | 11.0-36 | 2.0-15 | 0 | 0-0 | 0-0 | 8 | 6 | 1 | 7-7 | 0 | 0 | 0 | 0 | 0 | 0 | 0 | 0 | 0 | 0 | 52 |
| Oct 02 | at Cincinnati | 41 | 26 | 67 | 6.0-29 | 3.0-22 | 1 | 0-0 | 5-9 | 4 | 5 | 0 | 4-4 | 0 | 0 | 0 | 0 | 0 | 0 | 0 | 0 | 0 | 0 | 28 |
| Oct 10 | EAST CAROLINA | 53 | 10 | 63 | 13.0-51 | 5.0-19 | 2 | 2-0 | 0-0 | 1 | 1 | 0 | 5-5 | 0 | 0 | 0 | 0 | 10 | 44 | | | | | |
| Oct 17 | at Temple | 56 | 8 | 64 | 8.0-35 | 4.0-23 | 2 | 3-23 | 0-0 | 2 | 4 | 0 | 3-3 | 0 | 0 | 0 | 0 | 9 | 39 | | | | | |
| Oct 23 | TULSA | 52 | 14 | 66 | 8.0-17 | 1.0-2 | 2 | 2-0 | 1-38 | 1 | 2 | 0 | 6-6 | 0 | 0 | 0 | 0 | 7 | 42 | | | | | |
| Opponents | | 297 | 72 | 369 | 57.0-206 | 18.0-96 | 7 | 7-23 | 6-47 | 16 | 19 | 1 | 25-25 | 0 | 0 | 0 | 0 | 26 | 211 | | | | | |
| | | 268 | 167 | 435 | 27.0-67 | 3.0-13 | 6 | 3-0 | 7-131 | 7 | 12 | 1 | 12-13 | 0 | 0 | 0 | 0 | 13 | 108 | | | | | |

| Date | Opponent | Punting | | | | | | | | | Field Goals | | | Kickoffs | | | | |
|-----------|---------------|---------|-----|------|------|------|----|----|-----|-----|-------------|------|------|----------|------|------|----|----|
| | | no. | yds | avg | long | blkd | tb | fc | 50+ | i20 | md-att | long | blkd | no. | yds | avg | tb | ob |
| Sep 12 | THE CITADEL | 6 | 190 | 31.7 | 46 | 0 | 0 | 2 | 0 | 3 | 2-3 | 45 | 0 | 3 | 109 | 36.3 | 0 | 0 |
| Sep 19 | at Notre Dame | 2 | 74 | 37.0 | 40 | 0 | 0 | 1 | 0 | 1 | 1-2 | 22 | 0 | 9 | 535 | 59.4 | 1 | 0 |
| Oct 02 | at Cincinnati | 4 | 187 | 46.8 | 60 | 0 | 0 | 1 | 2 | 3 | 0-1 | 0 | 0 | 5 | 265 | 53.0 | 1 | 0 |
| Oct 10 | EAST CAROLINA | 2 | 92 | 46.0 | 55 | 0 | 1 | 1 | 1 | 1 | 3-4 | 42 | 0 | 9 | 574 | 63.8 | 4 | 1 |
| Oct 17 | at Temple | 4 | 160 | 40.0 | 51 | 0 | 0 | 1 | 1 | 3 | 2-3 | 26 | 1 | 8 | 413 | 51.6 | 0 | 1 |
| Oct 23 | TULSA | 5 | 197 | 39.4 | 50 | 0 | 0 | 1 | 1 | 1 | 0-0 | 0 | 0 | 7 | 405 | 57.9 | 0 | 2 |
| Opponents | | 23 | 900 | 39.1 | 60 | 0 | 1 | 7 | 5 | 12 | 8-13 | 45 | 1 | 41 | 2301 | 56.1 | 6 | 4 |
| | | 25 | 868 | 34.7 | 53 | 1 | 0 | 5 | 3 | 6 | 4-7 | 39 | 0 | 21 | 1153 | 54.9 | 5 | 0 |

The Automated ScoreBook
 South Florida Game Superlatives (as of Oct 23, 2020)
 All games

INDIVIDUAL GAME HIGHS

| | | |
|---------------------|------|---|
| Rushes | 15 | FORD, Johnny at Temple (Oct 17, 2020) |
| Yards Rushing | 87 | JOINER, Kelly vs The Citadel (Sep 12, 2020) |
| TD Rushes | 2 | FORD, Johnny vs East Carolina (Oct 10, 2020) |
| Long Rush | 43 | FORD, Johnny vs The Citadel (Sep 12, 2020) |
| Pass attempts | 35 | McCLOUD, Jordan vs East Carolina (Oct 10, 2020) |
| Pass completions | 26 | McCLOUD, Jordan vs East Carolina (Oct 10, 2020) |
| Yards Passing | 298 | McCLOUD, Jordan vs East Carolina (Oct 10, 2020) |
| TD Passes | 3 | McCLOUD, Jordan at Temple (Oct 17, 2020) |
| Long Pass | 52 | McCLOUD, Jordan vs East Carolina (Oct 10, 2020) |
| Receptions | 8 | WILLIAMS, L vs East Carolina (Oct 10, 2020) |
| Yards Receiving | 93 | WILLIAMS, L vs East Carolina (Oct 10, 2020) |
| TD Receptions | 1 | DUKES, DeVontre vs The Citadel (Sep 12, 2020) |
| | 1 | FORD, Johnny at Temple (Oct 17, 2020) |
| | 1 | DUKES, DeVontre at Temple (Oct 17, 2020) |
| | 1 | ST. FELIX, R at Temple (Oct 17, 2020) |
| | 1 | MILLER, Bryce vs Tulsa (Oct 23, 2020) |
| Long Reception | 52 | DOLLISON, O vs East Carolina (Oct 10, 2020) |
| Field Goals | 2 | SACKETT, Jared vs Tulsa (Oct 23, 2020) |
| Long Field Goal | 39 | SACKETT, Jared vs Tulsa (Oct 23, 2020) |
| Punts | 5 | SCRIBNER, Kenny at Temple (Oct 17, 2020) |
| Punting Avg | 46.0 | SCHNEIDER, T vs Tulsa (Oct 23, 2020) |
| Long Punt | 53 | SCHNEIDER, T at Notre Dame (Sep 19, 2020) |
| Punts inside 20 | 3 | SCHNEIDER, T vs The Citadel (Sep 12, 2020) |
| Long Punt Return | 60 | SAILS, KJ vs Tulsa (Oct 23, 2020) |
| Long Kickoff Return | 70 | FORD, Johnny at Cincinnati (Oct 02, 2020) |
| Tackles | 11 | DAVIS, Vincent at Cincinnati (Oct 02, 2020) |
| | 11 | NORRIS, Brian at Cincinnati (Oct 02, 2020) |
| Sacks | 1.0 | GRIER, Antonio vs The Citadel (Sep 12, 2020) |
| | 1.0 | GRIER, Antonio at Cincinnati (Oct 02, 2020) |
| | 1.0 | GRIER, Antonio vs East Carolina (Oct 10, 2020) |
| Tackles For Loss | 2.0 | GRIER, Antonio vs East Carolina (Oct 10, 2020) |
| Interceptions | 1 | LaPOINTE, Mekhi vs The Citadel (Sep 12, 2020) |
| | 1 | TOWNSEL, Chris at Cincinnati (Oct 02, 2020) |
| | 1 | NICHOLS, Brock at Cincinnati (Oct 02, 2020) |
| | 1 | HARRIS, Mac at Cincinnati (Oct 02, 2020) |
| | 1 | EVANS, Daquan at Temple (Oct 17, 2020) |
| | 1 | LaPOINTE, Mekhi at Temple (Oct 17, 2020) |
| | 1 | EVANS, Daquan vs Tulsa (Oct 23, 2020) |

The Automated ScoreBook
 South Florida Game Superlatives (as of Oct 23, 2020)
 All games

TEAM GAME HIGHS

| | | |
|------------------|------|---------------------------------|
| Rushes | 44 | at Temple (Oct 17, 2020) |
| Yards Rushing | 302 | vs The Citadel (Sep 12, 2020) |
| Yards Per Rush | 7.7 | vs The Citadel (Sep 12, 2020) |
| TD Rushes | 3 | vs East Carolina (Oct 10, 2020) |
| Pass attempts | 41 | at Cincinnati (Oct 02, 2020) |
| Pass completions | 28 | vs East Carolina (Oct 10, 2020) |
| Yards Passing | 306 | vs East Carolina (Oct 10, 2020) |
| Yards Per Pass | 8.1 | vs East Carolina (Oct 10, 2020) |
| TD Passes | 3 | at Temple (Oct 17, 2020) |
| Total Plays | 74 | at Cincinnati (Oct 02, 2020) |
| Total Offense | 404 | vs The Citadel (Sep 12, 2020) |
| Yards Per Play | 6.3 | vs The Citadel (Sep 12, 2020) |
| Points | 37 | at Temple (Oct 17, 2020) |
| Sacks By | 1 | vs The Citadel (Sep 12, 2020) |
| | 1 | at Cincinnati (Oct 02, 2020) |
| | 1 | vs East Carolina (Oct 10, 2020) |
| First Downs | 22 | vs East Carolina (Oct 10, 2020) |
| Penalties | 11 | at Temple (Oct 17, 2020) |
| Penalty Yards | 111 | at Temple (Oct 17, 2020) |
| Turnovers | 5 | at Cincinnati (Oct 02, 2020) |
| Interceptions By | 3 | at Cincinnati (Oct 02, 2020) |
| Punts | 6 | at Notre Dame (Sep 19, 2020) |
| Punting Avg | 46.0 | vs Tulsa (Oct 23, 2020) |
| Long Punt | 53 | at Notre Dame (Sep 19, 2020) |
| Punts inside 20 | 3 | vs The Citadel (Sep 12, 2020) |
| Long Punt Return | 60 | vs Tulsa (Oct 23, 2020) |

The Automated ScoreBook
 South Florida Game Superlatives (as of Oct 23, 2020)
 All games

OPPONENT INDIVIDUAL GAME HIGHS

| | | |
|---------------------|------|---|
| Rushes | 25 | DAVIS,Re'Mahn, at Temple (Oct 17, 2020) |
| Yards Rushing | 127 | Flemister,C'Bo, at Notre Dame (Sep 19, 2020) |
| TD Rushes | 3 | Book,Ian, at Notre Dame (Sep 19, 2020) |
| Long Rush | 62 | PRINCE, D., vs Tulsa (Oct 23, 2020) |
| Pass attempts | 42 | RUSSO,Anthony, at Temple (Oct 17, 2020) |
| Pass completions | 30 | RUSSO,Anthony, at Temple (Oct 17, 2020) |
| Yards Passing | 270 | RUSSO,Anthony, at Temple (Oct 17, 2020) |
| TD Passes | 4 | RUSSO,Anthony, at Temple (Oct 17, 2020) |
| Long Pass | 75 | AHLERS, Holton, vs East Carolina (Oct 10, 2020) |
| Receptions | 9 | BLUE,Jadan, at Temple (Oct 17, 2020) |
| Yards Receiving | 99 | JOHNSON, C.J., vs East Carolina (Oct 10, 2020) |
| TD Receptions | 2 | JOHNSON, C.J., vs East Carolina (Oct 10, 2020) |
| | 2 | BLUE,Jadan, at Temple (Oct 17, 2020) |
| Long Reception | 75 | JOHNSON, C.J., vs East Carolina (Oct 10, 2020) |
| Field Goals | 3 | VERITY, Jake, vs East Carolina (Oct 10, 2020) |
| Long Field Goal | 45 | Colby Kintner, vs The Citadel (Sep 12, 2020) |
| Punts | 6 | Matt Campbell, vs The Citadel (Sep 12, 2020) |
| Punting Avg | 46.8 | SMITH, James, at Cincinnati (Oct 02, 2020) |
| Long Punt | 60 | SMITH, James, at Cincinnati (Oct 02, 2020) |
| Punts inside 20 | 3 | Matt Campbell, vs The Citadel (Sep 12, 2020) |
| | 3 | SMITH, James, at Cincinnati (Oct 02, 2020) |
| | 3 | BARRY,Adam, at Temple (Oct 17, 2020) |
| Long Punt Return | 17 | SNEAD, Tyler, vs East Carolina (Oct 10, 2020) |
| Long Kickoff Return | 97 | TUCKER, Tre, at Cincinnati (Oct 02, 2020) |
| Tackles | 12 | Willie Eubanks, vs The Citadel (Sep 12, 2020) |
| | 12 | SMITH, Xavier, vs East Carolina (Oct 10, 2020) |
| Sacks | 2.0 | WILSON, Jireh, vs East Carolina (Oct 10, 2020) |
| Tackles For Loss | 3.5 | EBIKETIE,Arnold, at Temple (Oct 17, 2020) |
| Interceptions | 2 | BRYANT, Coby, at Cincinnati (Oct 02, 2020) |

The Automated ScoreBook
 South Florida Game Superlatives (as of Oct 23, 2020)
 All games

OPPONENT TEAM GAME HIGHS

| | | |
|------------------|------|---------------------------------|
| Rushes | 54 | vs The Citadel (Sep 12, 2020) |
| Yards Rushing | 281 | at Notre Dame (Sep 19, 2020) |
| Yards Per Rush | 6.2 | at Notre Dame (Sep 19, 2020) |
| TD Rushes | 6 | at Notre Dame (Sep 19, 2020) |
| Pass attempts | 42 | at Temple (Oct 17, 2020) |
| Pass completions | 30 | at Temple (Oct 17, 2020) |
| Yards Passing | 270 | at Temple (Oct 17, 2020) |
| Yards Per Pass | 9.4 | vs Tulsa (Oct 23, 2020) |
| TD Passes | 4 | at Temple (Oct 17, 2020) |
| Total Plays | 84 | at Temple (Oct 17, 2020) |
| Total Offense | 462 | vs Tulsa (Oct 23, 2020) |
| Yards Per Play | 7.5 | vs Tulsa (Oct 23, 2020) |
| Points | 52 | at Notre Dame (Sep 19, 2020) |
| Sacks By | 5 | vs East Carolina (Oct 10, 2020) |
| First Downs | 32 | at Temple (Oct 17, 2020) |
| Penalties | 7 | vs The Citadel (Sep 12, 2020) |
| | 7 | at Cincinnati (Oct 02, 2020) |
| Penalty Yards | 63 | vs The Citadel (Sep 12, 2020) |
| Turnovers | 4 | at Cincinnati (Oct 02, 2020) |
| Interceptions By | 5 | at Cincinnati (Oct 02, 2020) |
| Punts | 6 | vs The Citadel (Sep 12, 2020) |
| Punting Avg | 46.8 | at Cincinnati (Oct 02, 2020) |
| Long Punt | 60 | at Cincinnati (Oct 02, 2020) |
| Punts inside 20 | 3 | vs The Citadel (Sep 12, 2020) |
| | 3 | at Cincinnati (Oct 02, 2020) |
| | 3 | at Temple (Oct 17, 2020) |
| Long Punt Return | 17 | vs East Carolina (Oct 10, 2020) |

The Automated ScoreBook
 South Florida Red-Zone Results (as of Oct 23, 2020)
 All games

South Florida Inside Opponent Red-Zone

| Date | Opponent | Score | Times In RZ | Times Scored | Total Pts | Rush TDs | Pass TDs | FGs Made | Failed to score inside RZ | | | | | | | |
|------------------|---------------|---------|----------------|-----------------|--------------|-------------|-------------|-------------|---------------------------|------|-----|------|------|------|---|---|
| | | | | | | | | | FGA | Down | Int | Fumb | Half | Game | | |
| Sep 12, 2020 | THE CITADEL | W 27-6 | 4 | 3 | 21 | 3 | 2 | 1 | 0 | 0 | 1 | 0 | 0 | 0 | 0 | 0 |
| Sep 19, 2020 | at Notre Dame | L 0-52 | 1 | 0 | 0 | 0 | 0 | 0 | 0 | 0 | 1 | 0 | 0 | 0 | 0 | 0 |
| Oct 02, 2020 | at Cincinnati | L 7-28 | 1 | 1 | 7 | 1 | 1 | 0 | 0 | 0 | 0 | 0 | 0 | 0 | 0 | 0 |
| Oct 10, 2020 | EAST CAROLINA | L 24-44 | 5 | 4 | 24 | 3 | 3 | 0 | 1 | 0 | 1 | 0 | 0 | 0 | 0 | 0 |
| Oct 17, 2020 | at Temple | L 37-39 | 6 | 5 | 30 | 4 | 2 | 2 | 1 | 0 | 0 | 0 | 1 | 0 | 0 | 0 |
| Oct 23, 2020 | TULSA | L 13-42 | 4 | 2 | 10 | 1 | 0 | 1 | 1 | 0 | 1 | 0 | 1 | 0 | 0 | 0 |
| Totals | | | 21 | 15 | 92 | 12 | 8 | 4 | 3 | 0 | 4 | 0 | 2 | 0 | 0 | 0 |
| 15 of 21 (71.4%) | | | | | | | | | | | | | | | | |

Opponents Inside South Florida Red-Zone

| Date | Opponent | Score | Times In RZ | Times Scored | Total Pts | Rush TDs | Pass TDs | FGs Made | Failed to score inside RZ | | | | | | | |
|------------------|---------------|---------|----------------|-----------------|--------------|-------------|-------------|-------------|---------------------------|------|-----|------|------|------|---|---|
| | | | | | | | | | FGA | Down | Int | Fumb | Half | Game | | |
| Sep 12, 2020 | THE CITADEL | W 27-6 | 2 | 1 | 3 | 0 | 0 | 0 | 1 | 1 | 0 | 0 | 0 | 0 | 0 | 0 |
| Sep 19, 2020 | at Notre Dame | L 0-52 | 7 | 6 | 38 | 5 | 5 | 0 | 1 | 1 | 0 | 0 | 0 | 0 | 0 | 0 |
| Oct 02, 2020 | at Cincinnati | L 7-28 | 5 | 3 | 21 | 3 | 1 | 2 | 0 | 1 | 0 | 1 | 0 | 0 | 0 | 0 |
| Oct 10, 2020 | EAST CAROLINA | L 24-44 | 5 | 5 | 27 | 3 | 1 | 2 | 2 | 0 | 0 | 0 | 0 | 0 | 0 | 0 |
| Oct 17, 2020 | at Temple | L 37-39 | 7 | 6 | 33 | 4 | 0 | 4 | 2 | 0 | 0 | 0 | 0 | 1 | 0 | 0 |
| Oct 23, 2020 | TULSA | L 13-42 | 2 | 2 | 14 | 2 | 2 | 0 | 0 | 0 | 0 | 0 | 0 | 0 | 0 | 0 |
| Totals | | | 28 | 23 | 136 | 17 | 9 | 8 | 6 | 3 | 0 | 1 | 0 | 1 | 0 | 0 |
| 23 of 28 (82.1%) | | | | | | | | | | | | | | | | |

The Automated ScoreBook
 South Florida By-Quarter Statistics (as of Oct 23, 2020)
 All games

3rd-Down Conversions

| Date | Opponent | Score | Overall | 1st Qtr | 2nd Qtr | 3rd Qtr | 4th Qtr | Overtime |
|--------------|---------------|---------|------------|------------|------------|------------|-----------|----------|
| Sep 12, 2020 | THE CITADEL | W 27-6 | 5-12 41.7 | 3-4 75.0 | 1-2 50.0 | 1-3 33.3 | 0-3 0.0 | |
| Sep 19, 2020 | at Notre Dame | L 0-52 | 2-15 13.3 | 0-2 0.0 | 0-4 0.0 | 1-5 20.0 | 1-4 25.0 | |
| Oct 02, 2020 | at Cincinnati | L 7-28 | 5-13 38.5 | 1-4 25.0 | 3-5 60.0 | 0-2 0.0 | 1-2 50.0 | |
| Oct 10, 2020 | EAST CAROLINA | L 24-44 | 5-13 38.5 | 1-2 50.0 | 3-7 42.9 | 0-2 0.0 | 1-2 50.0 | |
| Oct 17, 2020 | at Temple | L 37-39 | 4-12 33.3 | 0-3 0.0 | 1-2 50.0 | 0-2 0.0 | 3-5 60.0 | |
| Oct 23, 2020 | TULSA | L 13-42 | 2-15 13.3 | 0-4 0.0 | 1-3 33.3 | 0-4 0.0 | 1-4 25.0 | |
| | South Florida | | 23-80 28.8 | 5-19 26.3 | 9-23 39.1 | 2-18 11.1 | 7-20 35.0 | 0-0 0.0 |
| | Opponents | | 50-94 53.2 | 17-25 68.0 | 14-25 56.0 | 11-22 50.0 | 8-22 36.4 | 0-0 0.0 |

4th-Down Conversions

| Date | Opponent | Score | Overall | 1st Qtr | 2nd Qtr | 3rd Qtr | 4th Qtr | Overtime |
|--------------|---------------|---------|-----------|-----------|-----------|-----------|-----------|----------|
| Sep 12, 2020 | THE CITADEL | W 27-6 | 0-2 0.0 | 0-1 0.0 | 0-0 0.0 | 0-0 0.0 | 0-1 0.0 | |
| Sep 19, 2020 | at Notre Dame | L 0-52 | 1-5 20.0 | 0-1 0.0 | 0-0 0.0 | 1-2 50.0 | 0-2 0.0 | |
| Oct 02, 2020 | at Cincinnati | L 7-28 | 1-3 33.3 | 0-0 0.0 | 0-1 0.0 | 1-2 50.0 | 0-0 0.0 | |
| Oct 10, 2020 | EAST CAROLINA | L 24-44 | 0-3 0.0 | 0-0 0.0 | 0-2 0.0 | 0-0 0.0 | 0-1 0.0 | |
| Oct 17, 2020 | at Temple | L 37-39 | 2-2 100.0 | 1-1 100.0 | 0-0 0.0 | 1-1 100.0 | 0-0 0.0 | |
| Oct 23, 2020 | TULSA | L 13-42 | 3-4 75.0 | 0-0 0.0 | 0-0 0.0 | 2-2 100.0 | 1-2 50.0 | |
| | South Florida | | 7-19 36.8 | 1-3 33.3 | 0-3 0.0 | 5-7 71.4 | 1-6 16.7 | 0-0 0.0 |
| | Opponents | | 8-8 100.0 | 1-1 100.0 | 2-2 100.0 | 3-3 100.0 | 2-2 100.0 | 0-0 0.0 |

Time of Possession

| Date | Opponent | Score | Overall | 1st Qtr | 2nd Qtr | 3rd Qtr | 4th Qtr | Overtime |
|--------------|---------------|---------|---------|---------|---------|---------|---------|----------|
| Sep 12, 2020 | THE CITADEL | W 27-6 | 27:43 | 7:02 | 5:29 | 6:41 | 8:31 | |
| Sep 19, 2020 | at Notre Dame | L 0-52 | 27:33 | 4:09 | 7:12 | 9:30 | 6:42 | |
| Oct 02, 2020 | at Cincinnati | L 7-28 | 23:36 | 4:57 | 6:36 | 6:59 | 5:04 | |
| Oct 10, 2020 | EAST CAROLINA | L 24-44 | 24:24 | 4:11 | 10:33 | 5:30 | 4:10 | |
| Oct 17, 2020 | at Temple | L 37-39 | 27:39 | 8:41 | 5:56 | 4:43 | 8:19 | |
| Oct 23, 2020 | TULSA | L 13-42 | 31:27 | 6:51 | 6:53 | 10:11 | 7:32 | |
| | South Florida | Total | 162:22 | 35:51 | 42:39 | 43:34 | 40:18 | 0:00 |
| | | Avg. | 27:03 | 5:58 | 7:06 | 7:15 | 6:43 | 0:00 |
| | Opponents | Total | 197:38 | 54:09 | 47:21 | 46:26 | 49:42 | 0:00 |
| | | Avg. | 32:56 | 9:01 | 7:53 | 7:44 | 8:17 | 0:00 |