

#PONYUPDALLAS, #PONYUP

 @SMU_FOOTBALL, @SMUMUSTANGS, @COACHDYKESMU
 /SMUFOOTBALL, /SMUMUSTANGS
 @SMUFB, @SMU.MUSTANGS

SMU

FOOTBALL

2021 GAME NOTES



[RV/RV] SMU
MUSTANGS

4-0, 0-0 AMERICAN

vs



USF
BULLS

1-3, 0-0 AMERICAN

SATURDAY, OCT. 2, 2021 - 3 P.M. CT
TV: ESPN • **RADIO: KTCK 96.7 FM / 1310 AM**
GERALD J. FORD STADIUM (32,000) • DALLAS, TEXAS

SERIES: Sixth Meeting (USF leads 3-2)

TV: ESPN

Mike Couzens (PxP), Dustin Fox (Analyst)

RADIO: SMU Radio Network (KTCK 96.7FM / 1310AM) | XM 382

Available on the SMU Mobile App/The Varsity Network App or TuneIn App (Search SMU)

Rich Phillips (PxP), Scott Garner (Analyst), Steve Lansdale (Sideline)

SETTING THE SCENE

- SMU hosts USF in its first American Athletic Conference game, Saturday at 3 p.m. CT on ESPN. Saturday is also Homecoming on the Hilltop.
- The Mustangs are coming off a 42-34 victory over TCU in the Battle for the Iron Skillet. The back-to-back wins (41-38 2019) are the first for SMU in the rivalry since 1992-93. Tanner Mordecai threw for 245 yards and four TDs, while Ulysses Bentley IV rushed for a game-high 153 yards and one TD and Danny Gray had a game-high 130 receiving yards and a TD. Turner Coxe led the defense with four solo tackles, including a two sacks, and added a forced fumble.
- Danny Gray was named the Reese's Bowl Offensive Player of the Week, as well as to American Athletic Conference and Earl Campbell Tyler Rose Award honor rolls. Ulysses Bentley IV joined Gray on lists for the AAC and Earl Campbell Tyler Rose Awards.
- SMU is looking to open the season with five straight wins in three consecutive seasons for the first time since 1981-83. The 4-0 start is the first in three consecutive seasons since 1982-84.
- The Mustangs are receiving votes in both polls this week. Dating back to week four of the 2019 season, the Mustangs have been ranked or receiving votes every week in at least one poll.
- SMU reached No. 16 in both the AP and Coaches Polls during the 2020 season.
- SMU is coming off a seven-win season in 2020 (7-3) and has won seven games in back-to-back seasons for the first time since the 2011-12 seasons (10-3 in 2019).
- The Mustangs returned 2020 Freshman All-American and AAC Rookie of the Year Ulysses Bentley IV, along with all-conference selections Hayden Howerton and Jaylon Thomas.
- Sonny Dykes led SMU to 17 wins in the past two seasons, making him the winningest FBS coach in Texas in that span.

THE SERIES

This is the sixth meeting between SMU and USF with the Bulls holding the 3-2 advantage in the series. The Mustangs won the first meeting in 2013, before USF won three straight from 2014-16. After two-year hiatus, SMU won 48-21 in Tampa in 2019.

ABOUT THE BULLS

USF enters Saturday's match-up 1-3 after a 35-27 loss at No. 15/16 BYU. The lone win of the season so far came against Florida A&M (38-17) on Sept. 18.

THE COACHES

- Sonny Dykes is in his fourth season and is 26-14 as head coach of the Mustangs. He became just the fourth Mustang head coach to win 20 games in his first three seasons. Dykes has been a finalist for Eddie Robinson Coach of the Year and the Paul "Bear" Bryant Awards. The seven wins in 2020 were the first in back-to-back seasons since the 2011-12 seasons, and the bowl bid was the second in three seasons under Dykes. In 2019, Dykes led SMU to an historic season that saw the Mustangs go 10-3, winning the most games since 1984 and earning their highest national ranking (15/14) since 1985.
- Jeff Scott enters his second season as head coach of the Bulls. USF is 2-11 with him at the helm. Scott came to Tampa after five seasons (2015-19) as co-offensive coordinator at Clemson.

SMU MUSTANGS

2021 SCHEDULE

Date	Opponent	Time
9/4	ACU (ESPN+)	W, 56-9
9/11	NORTH TEXAS (ESPN+)	W, 35-12
9/18	at Louisiana Tech (CBSSN)	W, 39-37
9/25	at [rv/rv] TCU (FS1)	W, 42-34
10/2	SOUTH FLORIDA * (ESPNU)	3 p.m.
10/9	at Navy * (CBSSN)	2:30 p.m.
10/21	TULANE * (ESPN)	6:30 p.m.
10/30	at Houston *	TBD
11/6	at Memphis *	TBD
11/13	[-/rv] UCF *	TBD
11/20	at [7/8] Cincinnati *	TBD
11/26 or 27	TULSA *	TBD

HOME | Away | *Conference game | All Times Central | Rankings: AP/Coaches

2021 TEAM LEADERS

PASSING	G	CMP-ATT-I	PCT	YDS	TD	AVG/G
Tanner Mordecai	4	98-139-5	70.5	1268	20	317.0

RUSHING	G	ATT	NET	AVG	TD	AVG/G
Ulysses Bentley IV	4	53	403	7.6	2	100.8
Tre Siggers	4	52	257	4.9	0	64.3
Tanner Mordecai	4	20	121	6.1	1	30.3
Tyler Lavine	4	16	93	5.8	0	23.3

RECEIVING	G	No.	Yds	AVG	TD	AVG/G
Danny Gray	4	20	358	17.9	5	89.5
Reggie Roberson, Jr.	4	17	211	12.4	2	52.8
Rashee Rice	4	14	227	16.2	5	56.8
Grant Calcaterra	4	13	202	15.5	3	50.5

TACKLES	G	Tkls	TFL	Sacks	Int	BRUP	QBH	FF
Delano Robinson	4	23	1.5	-	-	-	-	-
Shaine Hailey	4	22	2	-	-	-	-	2
Jimmy Phillips Jr	4	16	-	-	-	-	2	1
Isaiah Nwokobia	4	14	1	1	2	1	-	1
Trevor Denbow	4	12	-	-	1	2	1	-
Bryan Massey	4	12	1	-	1	3	-	-

USF BULLS

2021 SCHEDULE

Date	Opponent	Time
9/2	at [rv/rv] N.C. State	L, 45-0
9/11	[13/9] FLORIDA	L, 42-20
9/18	FLORIDA A&M	W, 38-17
9/25	at [15/16] BYU	L, 35-27
10/2	at [rv/rv] SMU *	3 p.m.
10/16	TULSA *	TBD
10/23	TEMPLE *	TBD
10/28	at ECU *	TBD
11/6	HOUSTON *	TBD
11/12	[7/8] CINCINNATI *	TBD
11/20	at Tulane *	TBD
11/26	at [-/rv] UCF *	TBD

HOME | Away | *Conference game | All Times Central | Rankings: AP/Coaches

2021 TEAM LEADERS

PASSING	G	CMP-ATT-I	PCT	YDS	TD	AVG/G
Timmy McClain	4	40-70-2	57.1	558	1	139.5
Cade Fortin	2	19-38-2	50.0	132	0	66.0

RUSHING	G	ATT	NET	AVG	TD	AVG/G
Jaren Mangham	4	46	168	3.7	7	42.0
Brian Battie	4	24	145	6.0	0	36.3
Timmy McClain	4	41	133	3.2	0	33.3

RECEIVING	G	No.	Yds	AVG	TD	AVG/G
Xavier Weaver	4	14	294	21.0	1	73.5
Omarion Dollison	4	8	73	9.1	0	18.3
Latrell Williams	3	7	57	8.1	0	19.0

TACKLES	G	Tkls	TFL	Sacks	Int	BRUP	QBH	FF
Andrew Mims	4	25	-	-	-	-	-	-
Daquan Evans	4	25	-	-	-	1	-	-
Dwayne Boyles	4	24	1	-	-	1	-	-
Matthew Hill	4	23	-	-	1	-	-	-
Antonio Grier	4	21	1	1	-	-	3	-



ALL-TIME VS. USF (2-3)

2013	W	16-6
2014 [^]	L	13-14
2015	L	14-38
2016 [^]	L	27-35
2019	W	48-21

[^]Indicates SMU home game

MEDIA INFORMATION

For all media information, including credential application information and more, visit:

SMUMUSTANGS.COM/MEDIA

SMU ATHLETICS PUBLIC RELATIONS

Lindsey Olsen: Associate Director/Football Contact

Office: 214-768-4970/Cell: 847-344-0389
E-mail: lmolsen@smu.edu

Brad Sutton: Sr. Associate A.D.

Office: 214-768-1651/Cell: 214-914-8705
E-mail: bsutton@smu.edu

Herman Hudson: Director

Office: 214-768-1304/Cell: 214-924-0358
E-mail: hermanh@smu.edu

Main Public Relations Office: 214-768-2883
Ford Stadium Press Box: 214-768-7730
Athletics Website: SMUMustangs.com
Twitter: @SMUMustangs, @SMU Football
Facebook: /SMUMustangs, /SMUFootball
Instagram: @SMU.Mustangs, @smufb

The Official Mobile App of the Mustangs is now available. Download the app & set your notification preferences for your favorite teams.
SMUMUSTANGS.COM/APP

POSTGAME PROCEDURES

The SMU locker room will be closed to the media. Please ask a member of the SMU public relations staff prior to the game about updated postgame procedures.

WEB SITE/E-MAIL

All SMU notes, releases, rosters and stats can be accessed at SMUMustangs.com. If you wish to be added to the e-mail distribution list, please email athleticscredentials@smu.edu.



collegepressbox is the official media website for Division I football. Access and download game notes, quotes, statistics, media guides, headshots, logos and more for all FBS schools, conferences, postseason games, awards and the College Football Playoff. For access, please register for an account at collegepressbox.com/register.

LAST TIME VS. USF

TAMPA, Fla. (AP) -- Xavier Jones ran for two first-quarter touchdowns and Shane Buechele threw three second-quarter touchdown passes as SMU rolled to a 41-0 lead early in the second half and held on to post a 48-21 win over South Florida in the American Athletic Conference opener for both schools on Sept. 28, 2019.

Coming off a win over then-No. 25 Texas Christian last week, the Mustangs now are 5-0 for the first time since 1983. SMU finished 10-2 that season after losing to Alabama in the Sun Bowl.

Jones had runs of 9 and 36 yards for first-quarter touchdowns. Buechele threw a 6-yard pass to James Proche, 31 yards to Reggie Roberson and 19 yards to Proche to make it 34-0 at halftime. He ran 10 yards for a score in the third quarter before South Florida got on the board won a 24-yard touchdown from Blake Barnett to Jacob Mathis.

Buechele was 21 of 25 for 226 yards and three touchdowns with an interception. Jones carried 15 times for 155 yards.

SCORING SUMMARY

SMU	14	20	7	7	48
USF	0	0	7	14	21

Qtr	Time	Scoring play
1st	9:58	SMU - JONES, X. 9 yd run (ROBERTS, R. kick)
	1:56	SMU - JONES, X. 36 yd run (ROBERTS, R. kick)
2nd	12:56	SMU - PROCHE, J. 6 yd pass from BUECHELE, S. (ROBERTS, R. kick)
	9:22	SMU - ROBERSON JR., R. 31 yd pass from BUECHELE, S. (ROBERTS, R. kick)
	7:30	SMU - PROCHE, J. 19 yd pass from BUECHELE, S. (ROBERTS, R. kick failed)
3rd	2:30	SMU - BUECHELE, S. 10 yd run (ROBLEDO, K. kick)
	0:26	USF - MATHIS, J. 24 yd pass from BARNETT, B. (WEISS, C. kick)
4th	10:40	USF - MILLER, B. 13 yd pass from BARNETT, B. (WEISS, C. kick)
	5:01	SMU - LAVINE, T. 1 yd run (ROBLEDO, K. kick)
	2:57	USF - WILCOX, M. 7 yd pass from BARNETT, B. (WEISS, C. kick)

	SMU	USF
FIRST DOWNS	31	22
RUSHES-YARDS (NET)	48-245	33-54
PASSING YDS (NET)	252	288
Passes Att-Comp-Int	29-24-2	40-21-2
TOTAL OFFENSE PLAYS-YARDS	77-497	73-342
Fumble Returns-Yards	0-0	0-0
Punt Returns-Yards	6-51	1-5
Kickoff Returns-Yards	2-25	6-105
Interception Returns-Yards	2-0	2-43
Punts (Number-Avg)	5-35.4	8-39.0
Fumbles-Lost	0-0	1-0
Penalties-Yards	12-123	12-134
Possession Time	31:48	28:12
Third-Down Conversions	9 of 17	4 of 16
Fourth-Down Conversions	1 of 1	1 of 2
Red-Zone Scores-Chances	5-5	2-3
Sacks By: Number-Yards	10-43	0-0

RUSHING: SMU-JONES, Xavier 15-155; BUECHELE, Shane 5-27; GIPSON, Terrance 3-18; LAVINE, Tyler 6-12; PIERCE, Merek 6-12; FREEMAN, Ke'Mon 1-9; McDANIEL, TJ 8-8; WILLIAMS, TaMerik 2-5; RICE, Rashee 1-0; TEAM 1-minus 1. **USF**-CRONKRITE, J 8-30; BARNETT, Blake 8-24; JOINER, Kelley 2-11; SANDS, Trevon 3-11; FORD, Johnny 2-1; McCLOUD, Jordan 9-minus 3; TEAM 1-minus 20.

PASSING: SMU-BUECHELE, Shane 21-25-1-226; GREEN, Derek 1-2-1-0; GIPSON, Terrance 2-2-0-26. **USF**-BARNETT, Blake 13-21-0-222; McCLOUD, Jordan 8-19-2-66.

RECEIVING: SMU-PROCHE, James 7-96; ROBERSON JR., Reggie 5-46; GAILLIARD, Myron 4-40; McDANIEL, TJ 3-31; PAGE, Tyler 2-24; RICE, Rashee 1-10; WILLIAMS, TaMerik 1-5; SANDERS, CJ 1-0. **USF**-FORD, Johnny 5-26; WILCOX, Mitch 4-77; MILLER, Bryce 3-57; MATHIS, Jacob 2-54; CRONKRITE, J 2-41; PURLETT, Kevin 1-13; PHILLIPS, J 1-7; JOINER, Kelley 1-6; SANDS, Trevon 1-4; HORNE, Terrence 1-3.

QUICK HITS

- SMU is 21-6 since the start of 2019 and 11-1 at home in that span.
- Tanner Mordecai broke the SMU single-game TD pass record with seven against ACU in week one, he added four in week two for the most passing TDs in a two-game stretch in program history. He leads the nation in passing TDs (20) and points responsible for (126), while his 187.4 passer rating is eighth. The 20 TDs are five more than any other player.
- The Mustangs are tied for the national lead with zero sacks allowed.
- SMU leads the conference in first down offense (107), passing offense (317.5), team passing efficiency (179.92), sacks allowed (0), tackles for loss allowed (3.00) and passes intercepted.
- The receiving duo of Danny Gray and Rashee Rice rank fifth nationally with five TDs each.
- Shaine Hailey was selected to wear the No. 23 jersey in honor of Jerry LeVias in 2021.
- Delano Robinson, Shaine Hailey, Reggie Roberson, Jr., Hayden Howerton, Trevor Denbow, Tanner Mordecai and Grant Calcaterra were selected as 2021 captains.

HOME SWEET HOME

SMU is 11-1 at home since the start of the 2019 season.

SMU was 3-1 at home in 2020 and announced sellouts of 7,898 in all four games. The loss to No. 9/10 Cincinnati snapped a streak of eight consecutive home wins at Ford Stadium (4th longest streak home winning streak in program history - 18, 1925-28; 17, 1934-36; 10, 1946-48; 8, 2019-20).

The Mustangs finished the 2019 season 6-0 at home, posting a perfect record at home for the first time since going 4-0 in 1968 when games were played at the Cotton Bowl. The Mustangs last went perfect on campus in 1939 when they were 5-0. SMU last won six games at home in 2017, finishing 6-1 overall.



HOT START

SMU led or was tied after the first quarter in 20 of the past 26 games, and were also leading or tied at halftime in 20 of the past 26. The Mustangs opened the 2019 season 8-0 for the first time since 1982 and opened 2020 5-0, giving them consecutive 5-0 starts for the first time since the 1982-1983 seasons. The 3-0 start this season gives the Mustangs three consecutive seasons of 3-0 starts for the first time since 1982-84.

MAKING OUR POINT

SMU scored 50+ points three times in 2020 (65 at UNT, 50 vs. SFA, 51 vs. Navy) and opened the season with 56 against ACU. The only other time SMU had three games of 50+ in a season was 1928. The Mustangs had 31 points in the second quarter against Navy, the most for SMU in a quarter since scoring 31 points in the third quarter of a 72-42 home win against Houston on Oct. 18, 2012.

The Mustangs allowed only 21 points over the first two games of 2021, the fewest to open the season since 1996 and the fewest in consecutive games since 2011. They currently lead The American with 172 points and have allowed the third least at 92.

1996

8/31 Tulsa W 17-10
9/7 at Arkansas W 23-10

2011

9/17 Northwestern State W 40-7
9/24 at Memphis W 42-0

SMU SEASON SCORING AVERAGE

--- 2021	43.0
1 2019	41.8
2 2020	38.6
3 2017	37.8
4 1981	33.2
5 2012	30.5
6 2018	30.4

STREAKING

The Mustangs' win over TCU brought the regular-season, non-conference win streak to 12 straight, the most since a streak of 17 from 1979-85. SMU has also won six straight regular-season, non-conference road games. The Mustangs' eight-game win streak to start the 2019 season was the longest since SMU won 10 straight in 1982.

WATCH US

The 10 Mustangs on 14 National Awards Watch Lists give the program five straight seasons where SMU is represented on 10+ lists.

- Ulysses Bentley IV | Maxwell Award, Doak Walker Award, CFPA, Earl Campbell Tyler Rose Award
- Grant Calcaterra | Mackey Award, Reese's Senior Bowl
- Danny Gray | Paul Hornung Award, Reese's Senior Bowl
- Shaine Hailey | AFCA Good Works Team, Wuerffel Trophy
- Brendan Hall | Ray Guy Award Watch List
- Hayden Howerton | William V. Campbell Trophy
- Blake Mazza | Lou Groza Award
- Tanner Mordecai | Davey O'Brien Award
- Rashee Rice | Biletnikoff Award
- Reggie Roberson, Jr. | Maxwell Award, Biletnikoff Award, Earl Campbell Tyler Rose Award, Reese's Senior Bowl
- Jaylon Thomas | Outland Trophy, Reese's Senior Bowl

WHAT A RUSH

SMU set the single-season rushing touchdown record in 2019 with 35 and finished with 24 (10 games) in 2020.

The Mustangs posted 350 yards at TCU, the most since 366 yards at North Texas in 2020. The game was also the last time SMU had more rushing than passing yards as well. Ulysses Bentley IV (153) and Tre Siggers (110) gave the Mustangs two 100-yard rushers for the first time since the 2020 meeting with SFA.

After a Freshman All-America season, Bentley IV again leads the Mustangs in rushing in 2021. Against UNT, Bentley IV posted the seventh longest run in program history with an 85-yard TD. It was the longest for a Mustangs since a 96-yard TD run by Kris Briggs vs. Tulsa in 2002. He currently has 53 carries for 403 yards and two TDs.

LET'S GET EXPLOSIVE

How SMU ranks among the nation in explosive plays:

Yards	No. of Plays	Yards	No. of Plays
20+	26 (T14)	60+	3 (T12)
30+	12 (T20)	70+	1 (T22)
40+	7 (T17)	80+	1 (T3)
50+	4 (T21)		

500 CLUB

SMU registered 500 yards of total offense in six of 10 games in 2020 and 15 of the past 27, including three straight. The Mustangs registered 595 in week three against TCU.

THE AMERICAN STANDINGS & SCHEDULE

	League	Overall
	W-L	W-L
Houston	1-0	3-1
SMU	0-0	4-0
Cincinnati	0-0	3-0
Memphis	0-0	3-1
UCF	0-0	2-1
ECU	0-0	2-2
Temple	0-0	2-2
USF	0-0	1-3
Tulane	0-0	1-3
Tulsa	0-0	1-3
Navy	0-1	0-3

THIS WEEK IN THE AMERICAN

FRIDAY, OCT. 1

Houston at Tulsa * 6:30 p.m., ESPN

SATURDAY, OCT. 2

Memphis at Temple *	11 a.m., ESPNU
Cincinnati at Notre Dame	1:30 p.m., NBC
UCF at Navy *	2:30 p.m., CBSSN
Tulane at ECU *	2:30 P.M., ESPN+
USF at SMU *	3 p.m., ESPNU

*All times CT

THE AMERICAN BOWL GAMES

ANNUAL APPEARANCES

- Military Bowl (Annapolis, Maryland)
- SoFi Hawaii Bowl (Honolulu, Hawaii)
- Fenway Bowl (Boston, Massachusetts)

FOUR SELECTIONS FROM THE FOLLOWING

- TicketSmarter Birmingham Bowl (Birmingham, Alabama)
- Union Home Mortgage Gasparilla Bowl (Tampa, Florida)
- SERVPRO First Responder Bowl (Dallas, Texas)
- Roofclaim Boca Raton Bowl (Boca Raton, Florida)
- Tropical Smoothie Cafe Frisco Bowl (Frisco, Texas)
- Cure Bowl (Orlando, Florida)
- Myrtle Beach Bowl (Myrtle Beach, South Carolina)
- New Mexico Bowl (Albuquerque, New Mexico)

IN THE RANKINGS

	AP	COACHES
Preseason	-	RV
Week 2	-	RV
Week 3	-	RV
Week 4	-	RV
Week 5	RV	RV
Week 6		
Week 7		
Week 8		
Week 9		
Week 10		
Week 11		
Week 12		



TURNOVER CHART

Opp.	SMU	Opp.	Margin
ACU	0	4	+4
UNT	4	2	-2
at Louisiana Tech	0	1	+1
at TCU	3	1	-2
USF			
at Navy			
TULANE			
at Houston			
at Memphis			
UCF			
at Cincinnati			
TULSA			
HOME	4	6	+2
AWAY	3	2	-1
TOTAL	7	8	+1

SMU COACHING STAFF

Head Coach	Sonny Dykes
Defensive Coordinator	Jim Leavitt
Offensive Coordinator/Quarterbacks	Garrett Riley
Co-Offensive Coordinator/Offensive Line	A.J. Ricker
Assist. Head Coach/Running Backs	Ra'Shaad Samples
Wide Receivers	David Gru
Safeties	Trey Haverty
Tight Ends	Josh Martin
Cornerbacks	Stefan McClure
Special Teams Coordinator	Kenny Perry
Defensive Line	Chidera Uzo-Diribe
Chief of Staff	Anthony Crespino
Director of Player Personnel	Jeff Jordan
Executive Assistant to the Head Coach	Terry Gardner
Director of Recruiting Operations	Tyler Olker
Associate Director of Football Operations	Sarah Woodruff
Director of Recruiting & Community Relations	Scott Nady
Recruiting Coordinator	Jourdan Blake
Assistant Director of Player Personnel	Joe Griz
On Campus Recruiting Coordinator	Allie Uecker
Defensive Quality Control Analyst	Josh Creech
Offensive Quality Control Analyst	Colby Cameron
Offensive Quality Control Analyst	Hunter McWilliams
Offensive Quality Control Analyst	Herschel Sims
Special Teams Quality Control Analyst	Bonner Bordelon
Director of Creative Media	Jason Andrews
Director of Video Services	Chris Rodriguez
Director of Coaches Video	Tyler Bullard
Director of Graphic Design	Maddie Anderson
Assistant A.D. for Human Performance	Kaz Kazadi
Co-Director of Human Performance	Elias Ellefsen
Co-Director of Human Performance	Kale Igboh
Director of Football Equipment Operations	Jason Jones
Assistant Equipment Manager	Toyohiro Kaieda
Assistant Equipment Manager	Nathan Packard
Associate A.D. - Student Health & Well-Being	Mike Morton
Associate Athletic Trainer	Wesley "Rhodie" Moss
Director of Player Development/Life After Ball	Lisa Rawlins
Graduate Assistant/Defense	Joe Dineen
Graduate Assistant/Offense	Mitch Kirsch
Graduate Assistant/Offense	Gaston Lamascus
Director of Former Player Relations	Ramon Flanigan

PRONUNCIATION GUIDE

Junior AHO	ah-HO
ALAN ALI	UH-Ion UH-lee
Grant CALCATERRA	cal-CUH-terra
Turner COXE	COX
Stone EBY	EE-bee
Matt FRAANJE	FRAN-jee
Danielson IKE	EE-kay
RA-SUN Kazadi	RAH-sun
Tyler LAVINE	la-VEEN
Blake MAZZA	MAZ-uh
Toby NDUKWE	en-DUKE-way
Isaiah NWOKOBIA	woah-KO-bee-uh
RASHEE Rice	RUH-shee
Reggie ROBERSON Jr.	RAH-ber-son
Roderick ROBERSON Jr.	RAH-ber-son
DELANO Robinson	duh-LAY-no
JAHARI Rogers	juh-HAR-ee
Isaac Slade-MATAUTIA	ma-tau-tia
CHIDERA UZO-DIRIBE	chi-DARE-uh OO-zo dir-EE-bay

2021

TCU - 595 (245 passing, 350 rushing)
 La Tech - 578 yards (395 passing, 183 rushing)
 UNT - 536 yards (311 passing, 225 rushing)

2020

Temple - 549 yards (355 passing, 194 rushing)
 Navy - 555 yards (300 passing, 255 rushing)
 Tulane - 581 yards (439 passing, 142 rushing)
 No. 25/24 Memphis - 549 yards (474 passing, 75 rushing)
 North Texas - 710 yards (344 passing, 366 rushing) Second most in a game at SMU
 Texas State - 544 yards (367 passing, 177 rushing)

Seven of the top 10 totals on the single-game list have come under Sonny Dykes.

SMU SINGLE-GAME TOTAL YARDS

1	Temple, 10-26-2013 (W, 59-49)	728
2	at North Texas, 9-19-2020 (W, 65-35)	710
3	Temple, 10-19-2019 (W, 45-21)	655
4	Houston Baptist, 9-29-2018 (W, 63-27)	653
5	Texas State, 9-14-2019 (W, 47-17)	639
6	at TCU, 9-28-1985 (W, 56-21)	636
	ECU 9-19-2019 (W, 59-51)	636
8	at Rice, 11-11-1978 (W, 58-0)	618
9	at TCU, 9-25-2021 (W, 42-34)	595
10	at Connecticut 11-10-2018 (W, 62-50)	594
11	Texas A&M, 11-11-1950 (L, 25-20)	586

THE BOYS ARE BACK

The Mustangs returned all five offensive linemen who started at least nine games each in 2020. Jaylon Thomas, Hayden Howerton, Alan Ali, Justin Osborne and Beau Morris currently have a combined 151 career starts. Howerton alone has 45 starts, the most for an active Mustang. Nine Mustang offensive linemen have started at least one FBS game.

The offensive line tops the FBS allowing zero sacks through two games, and lead the conference in first down offense (107) and passing offense (317.5)

SMU finished the 2020 season ranked ninth in red zone offense (.920), 12th in total offense (494.5) 13th in passing offense (318.0) and 15th in scoring offense (38.6). They were also in the top 15 in three of the four categories in 2019, after not cracking the top 25 on any of the lists in 2018.

Year	Passing Offense	Scoring Offense	Total Offense
2021	14 (317.5)	8 (43.0)	5 (549.8)
2020	13 (318.0)	15 (38.6)	12 (494.5)
2019	13 (309.0)	7 (41.8)	9 (489.8)
2018	27 (271.7)	53 (30.4)	80 (387.2)

ON THE RECEIVING END

The Mustangs opened 2021 with 12 receivers catching a pass against ACU, the first time with 10+ receivers since the 2020 meeting with UNT, and four different players caught TD passes. Against Louisiana Tech, SMU had 11, the second game with 10+ on the season. The receiving duo of Danny Gray and Rashee Rice rank fifth nationally with five TDs, posting at least one in each game this season.

SMU is the only school in The American to have had five players with 100-yard receiving performances in 2020, including three current Mustangs.

Rashee Rice
 139 at Tulane (Oct 16, 2020)
 102 at North Texas (Sept. 19, 2020)
 101 at Texas State (Sept. 05, 2020)

Reggie Roberson, Jr.
 243 vs Memphis (Oct. 03, 2020)
 103 at North Texas (Sept. 19, 2020)

Danny Gray
 133 at Tulane (Oct. 16, 2020)

Kylen Granson
 149 at Temple (Nov 07, 2020).

Tyler Page
 131 at Temple (Nov. 07, 2020)
 101 at Tulane (Oct. 16, 2020)



SMU had multiple 100-yard receivers three times in 2020.
 at Temple (Tyler Page, Kylan Granson)
 at North Texas (Rashee Rice, Reggie Roberson Jr.)
 at Tulane (Rashee Rice, Tyler Page, Danny Gray)

CLUB TAKEAWAY

The Mustangs had four (3 INT, 1 FR) takeaways in the season-opening win over ACU, and went on to post a pair against UNT (2 INT). With one in each of the last two games at La. Tech and TCU, SMU has at least one in six straight games, 15 of the past 16 and 35 of the past 38. In all, SMU has eight in 2021 (6 INT, 2 FR).

The four total against ACU were the most since Oct. 2, 2020 against Memphis and the three INTs were the most since Oct. 5, 2019 against Tulsa. SMU had six games in 2020 with multiple takeaways.

GETTING DEFENSIVE

- Turner Coxie had a career-high tying two sacks at TCU, including his fifth career forced fumble on the second.
- The Mustangs rank 10th nationally with six INTs, including a pair from freshman Isaiah Nwokobia, ranking him 13th nationally.
- Delano Robinson had a team-high eight tackles against La. Tech, he has led the team in tackles 10 of the last 13 games.

@T_MORDECAI

Tanner Mordecai leads the nation in passing TDs (20) and points responsible for (126), while his 187.4 passer rating is eighth. The 20 TDs are five more than any other player and 10th in a season at SMU. He has at least four TDs in each game this season, and the seven against ACU broke the SMU single-game record.

He earned back-to-back AAC Offensive Player of the Week honors after wins at La. Tech and against UNT. Mordecai went 36-for-48 passing for 395 yards and five touchdowns against La. Tech.

SEASON PASSING TDs

1	Shane Buechele, 2019	34
2	Ben Hicks, 2017	33
3	Kyle Padron, 2010	31
4	Justin Willis, 2006	26
5	Justin Willis, 2007	25
6	Bo Levi Mitchell, 2008	24
7	Shane Buechele, 2020	23
8	Chuck Hixson, 1968	21
	Garrett Gilbert, 2013	21
10	Tanner Mordecai, 2021	20

SINGLE-GAME PASSING TDs

1	Tanner Mordecai, 2021 vs. ACU	7
2	Mike Romo, 1990 vs. Vanderbilt	6
	Shane Buechele, 2019 vs. Temple	6
4	Bo Levi Mitchell, 2008 vs. Texas State	5
	Justin Willis, 2006 vs. Sam Houston	5
	Garrett Gilbert, 2013 vs. Rutgers	5
	Shane Buechele, 2019 vs. ECU	5
	Tanner Mordecai, 2021 at La. Tech	5

SMU SINGLE-GAME COMPLETION PCT. (Min. 20 Completions)

1	Justin Willis (20-23), Marshall, 2006	87.0
2	Shane Buechele (23-28), Navy 2020	82.1
3	Garrett Gilbert (38-47), at Cincinnati, 2013	80.9
4	Tanner Mordecai (24-30), Abilene Christian 9/4/2021	80.0
5	Kyle Padron (32-41), vs. Nevada, 2009	78.0
6	Justin Willis (28-36), Tulane, 2007	77.8
7	Kyle Padron (24-32), at Rice, 2010	75.0
	Tanner Mordecai (36-48), at La. Tech 9/18/2021	75.0

SINGLE-GAME TOTAL OFFENSE - YARDS

1	Garrett Gilbert, Temple, 2013	635
2	Shane Buechele, Memphis 2020	501
3	Garrett Gilbert, Rutgers, 2013	498
4	Justin Willis, at Memphis, 2007	489
5	Kyle Padron, vs. Nevada, 2009	467
6	Shane Buechele, Temple, 2019	453
7	Tanner Mordecai, at La Tech 9/18/2021	446

@BENTLEYDOO

Ulysses Bentley IV registered his sixth career 100-yard game after going 20-153 and a TD against TCU. He had 186 all-purpose yards (13 receiving, 20 kickoff) to give him his third straight, and seventh career, game with 100+. It tied for the fifth best rushing performance for a Mustang against TCU.

SMU SINGLE-GAME RUSHING PERFORMANCES VS. TCU

	Att	Yds	TDs
1	Paul Page, 1945	8	195 3
2	Reggie Dupard,	21	182 2
3	John Marshall, 1954	16	162 1
4	Eric Dickerson, 1982	27	160 2
5	Reggie Dupard, 1982	26	153 1
	Ulysses Bentley IV, 2021	20	153 1

Ulysses Bentley IV was named an FWA Freshman All-American, Co-Rookie of the Year in The American and to the conference first team in 2020. He opens 2021 on the Maxwell Award, Doak Walker Award, CFP Award and Earl Campbell Tyler Rose Award Watch Lists.

Bentley IV went 10-141 rushing against UNT, posting the seventh longest run play in program history with an 85-yard TD. His 14.1 yards per carry ranked third overall at SMU (minimum 10), and gave him two of the top-10 performances in program history.

He registered 100+ all-purpose yards against La. Tech with 153 (61 rushing, 11 receiving, 81 KO returns). The return yardage featured a career-long 72-yard return.

According to Pro Football Focus, Bentley IV is the highest graded FBS running back (min. 25 carries) at 92.8.

SMU LONGEST RUN PLAYS

1	Kris Briggs vs. Tulsa, 2002	96t
2	C. Morrison/J. Jacobs vs. Texas, 1985	95t
3	Jim Hagle vs. Texas, 1965	93t
4	Preston Johnston vs. Auburn, 1940	92t
5	Frank Eidom vs. Rice, 1953	91
6	Frank Jackson, vs. Texas Tech, 1959	87
7	Ulysses Bentley IV vs North Texas, 2021	85t
8	Donte Womack vs. UTEP, 1996	84t
	Ulysses Bentley IV at North Texas, 2020	84t

SMU SINGLE-GAME YARDS/RUSH (Minimum 10 carries)

	Att	Yds	TDs	Avg		
1.	Benton Musslewhite	1951 Missouri	10	146	1	14.6
2.	Eric Dickerson	1982 Texas A&M	14	200	3	14.3
3.	Ulysses Bentley IV	2021 North Texas	10	141	1	14.1
4.	Alvin Maxson	1973 Santa Clara	10	139	2	13.9
5.	John Roderick	1963 Navy	11	146	2	13.3
6.	Donte Womack	1996 at UTEP	12	157	2	13.1
7.	Reggie Dupard	1983 UT Arlington	13	168	1	12.9
8.	Charles Jackson	1957 at California	10	127	1	12.7
9.	Xavier Jones	2018 at UConn	11	133	2	12.1
10.	Ulysses Bentley IV	2020 at North Texas	19	227	3	11.9

@THEKINGREGGIE

Reggie Roberson, Jr., returned for the 2021 season after suffering a season-ending knee injury in the Oct. 3, 2020 game against Memphis. He opened 2021 on Watch Lists for the Maxwell Award, Biletnikoff Award, Reese's Senior Bowl and the Earl Campbell Tyler Rose Award. He was also ranked No. 79 on ESPN's list of top 100 players heading into 2021.

Roberson, Jr., caught the game-winning TD, his first of the season, at La. Tech, and registered three catches for 40 yards and a TD against TCU.

He is 17-211 with two TDs to open the season and has a reception in 26 consecutive games (T11th NCAA). Roberson, Jr., also has nine career 100+ yard games, which leads The American.

Roberson, Jr., started all four games he played in last season before suffering a season-ending injury. He registered 22 catches for 474 yards and team-leading five receiving touchdowns. In the game against No. 25 Memphis, he had a season-high 243 receiving yards off five receptions with two TDs.

SMU CAREER RECEIVING TDs

1 James Proche, 2016-19	39
2 Emmanuel Sanders, 2006-09	34
3 Courtland Sutton, 2014-17	31
4 Aldrick Robinson, 2007-10	30
5 Emanuel Tolbert, 1976-79	25
6 Jerry LeVias, 1966-68	22
7 Darius Johnson, 2009-12	20
8 Reggie Roberson, Jr. 2018-	19

CAREER RECEIVING YARDS

1 James Proche, 2016-19	3949
2 Emmanuel Sanders, 2006-09	3791
3 Aldrick Robinson, 2007-10	3314
4 Courtland Sutton, 2014-17	3220
5 Cole Beasley, 2008-11	2959
6 Darius Johnson, 2009-12	2854
7 Emanuel Tolbert, 1976-79	2784
8 Ron Morris, 1983-86	2410
9 Reggie Roberson Jr. 2018	2320

@RICERASHEE11

Rashee Rice tipped the ball to Reggie Roberson, Jr., for a TD on the final play in the win over La. Tech (9/18). He caught four passes for 73 yards with a pair of TDs. The two receiving TDs were a career high and gave him his second career multi-TD game.

He is second on the team with 227 receiving yards off 14 catches, and his five TDs lead the team, while also giving him a four-game active streak.

@GCALCATERRA

Grant Calcaterra has three TDs off 13 receptions to open the 2021 season. In the week three win over La. Tech, Calcaterra had a career-high seven receptions for 103 yards.

In his return to football after a previous retirement, Calcaterra started the year on the Mackey Award, Reese's Senior Bowl and College Gridiron Showcase Watch Lists, and was mentioned on the NFLPA Collegiate Bowl Big Board.

@DGRAY_5

Danny Gray posted a pair of multi-TD games (rush, reception) in 2020 and had a receiving touchdown in four straight games from UNT (9/19) - Tulane (10/16). He added 43 yards off kick returns for 208 all-purpose yards. He opened the season on Reese's Senior Bowl Watch List.

At TCU, Gray posted his second career 100+ game with 130 yards off four receptions. His 68-yard TD catch was a career long and gives him a TD reception in each game in 2021.

@JAYLONTHOMAS10

For the second consecutive season, Jaylon Thomas is listed on the Outland Trophy Watch List, honoring the nation's top interior lineman. He started all nine games played at left tackle in 2020. Following the season, he was selected to the American Athletic Conference second team. He is the first Mustang to make two appearances on the Outland Trophy Watch List and is also on the Reese's Senior Bowl Watch List.

@XRICHMANEX BACK FOR MOORE

Linebacker Richard Moore opened his seventh year of eligibility with five tackles, including two for loss and a sack against ACU. He currently has 11 tackles, including two for loss and a sack.

After starting his career at Texas A&M (2015-16), Moore served a year in residence on the Hilltop in 2017. He earned AAC honorable mention accolades in 2018 after starting all 12 games and leading the team with 92 tackles (56 solo).

In 2019, Moore started SMU's first three games before a season ending injury. He registered 15 tackles (8 solo), including a half sack. Moore saw action in the game at ECU in 2020.

He is one of 21 student-athletes who have been on an FBS roster for seven seasons.

@BLAKEMAZZA


Blake Mazza is on the Lou Groza Watch List to open the 2021 season and is 19-21 on PATs and 2-3 on field goals.

One of 20 previous semifinalists for the award on the 2021 list, Mazza was a finalist in 2019 and was on the list in 2020. He was also an All-Pac-12 honorable mention selection and a Second-Team All-Pac-12 honoree by the Associated Press in 2020 and a conference first-team selection in 2019.

TRIBUTE 23

Since 2009, the SMU coaching staff has chosen a deserving student-athlete to wear the number 23 to honor Jerry LeVias. Shaine Hailey has been awarded the honor for the 2021 season.


LeVias was the first African-American to receive an athletic scholarship in the Southwest Conference. While at SMU, LeVias made athletic and academic All-America teams and, in 1966, contributed to the Mustangs' first SWC title in 18 years. He was an All-American in 1968 and was chosen All-SWC in 1966, 1967 and 1968.



Players To Wear #23

- Shaine Hailey, LB, 2021
- Brandon Stephens, DB, 2020
- Rodney Clemons, S, 2019
- Jordan Wyatt, CB, 2018
- Nick Horton, DE, 2016-17
- Jeremiah Gaines, TE, 2015
- Stephon Sanders, LB, 2012-14
- Chris Banjo, DB, 2009-11

@SHAINE_HAILEY



Shaine Hailey is the Mustangs' nominee for the AFCA Good Works Team and is on the Wuerffel Trophy Watch List for 2021.

Hailey is second on the team with 22 tackles, including two TFLs. He also leads the team with a pair of forced fumbles.

Hailey serves as the Chair of Community Outreach and Donor Relations for The Detente Collective,

an organization that seeks to foster the intellectual, educational, and personal growth of students through community outreach focusing on education, homelessness, domestic violence victim support and women's issues. He is also the co-leader of the Feeding Homeless Initiative for the organization.

Hailey graduated from SMU with a degree in economics with financial applications and is working toward his masters in management.

ON THE FIELD, IN THE CLASSROOM, IN THE COMMUNITY

Hayden Howerton was selected as the Mustangs' nominee for the William V. Campbell Trophy. The award recognizes candidates who must be a senior or graduate student in their final year of playing eligibility, have a GPA of at least 3.2 on a 4.0 scale, have outstanding football ability as a first team player or significant contributor and have demonstrated strong leadership and citizenship.

Howerton started all 10 games at left guard in 2020 and helped the Mustangs to national rankings of ninth (1st AAC) in red zone offense (.920), 13th in passing offense (318.0) and 15th in scoring offense (38.6). The Mustang is the active leader for career games played on the Hilltop with 47, making 41 starts over four seasons, and was a second-team all-AAC selection in 2020.

Howerton has an undergraduate degree from SMU in Applied Physiology and Sport Management with a Concentration in Sport Performance Leadership. He is working on his Masters in Management.

WITH A PURPOSE

Four Mustangs, including three back for 2021, registered 200 all-purpose yards in a game in 2020 - Tyler Page (Temple, 207), Danny Gray (Tulane, 208), Reggie Roberson, Jr. (Memphis, 243) & Ulysses Bentley IV (UNT, 248 & Navy, 217).

#PONYUPDALLAS

SMU has added blue Dallas-themed jerseys to its rotation in 2021, which highlight some of the same features as the white jerseys, which debuted in 2019.

The Mustangs defeated UNT, 35-12, in the Sept. 11 debut and wore them in the 42-34 win over TCU on Sept. 25.



- The helmet decal features the famous Triple D interlocked with the timeless SMU Pony, symbolizing the unity between the city of Dallas and SMU.
- The stripe on the helmet and jersey sleeves pay homage to the Dallas Cowboys.
- The number and pant stripe pay tribute to the 1966 Dallas Cowboys, led by quarterback and SMU alum Don Meredith.
- The script 'Dallas' featured on the chest pays homage to SMU alum and AFL founder Lamar Hunt and the Dallas Texans.

SEEING RED

The Mustangs finished the 2020 season 46-50 (92%; 32 TDs, 14 FGs) in the red zone. SMU was perfect seven times (8-8 at UNT, 6-6 vs. SFA, 5-5 at Tulane, 6-6 vs. Navy, 3-3 at Temple, 3-3 at Tulsa, 5-5 at ECU) after going perfect three times in 2019 (at USF, 5-5; at Memphis, 5-5; ECU 4-4). The 8-8 at North Texas was the most since going 7-7 at UConn in 2018.

FOR THE RECORD

In 2019, SMU broke program records for scoring average (41.8), scoring (544), rushing TDs (35), total offense (489.8), yards (6,368), first downs (322), kick return average (26.2 and sacks (51.0). The Mustangs went on to top the total offense record (494.5) in 2020, and also set marks for completion percentage (65.4) and yards per play (6.57).

MUSTANGS IN THE CLASSROOM

SMU had 47 student-athletes named to the AAC All-Academic team following the 2020-21 season. To be eligible for the honor, a nominee must have competed in an AAC-sponsored sport, attained a minimum grade-point average of 3.00 for the preceding academic year, and completed a minimum of two consecutive semesters or three consecutive quarters of academic work, with a total of 18 semester or 27 quarter credits, not including remedial courses.

A team captain and part of the leadership council, Howerton has volunteered with youth clinics, taken part in local hospital visits, participated in an initiative to help feed the homeless, elementary school reading programs, served as a homeless shelter volunteer, assisted in turning over cots and passing out blankets during winter months and served as an elementary school reading tutor.

GRIDIRON GRADS

2021 opened with 25 student-athletes on the roster who have already earned an undergraduate degree - Alan Ali, Cobe Bryant, Grant Calcaterra, Turner Coxe, Trevor Denbow, Shaine Hailey, Charles Headen III, Hayden Howerton, Armani Johnson, Will Jones, Harrison Loveless, Spencer Luce, Blake Mazza, Tommy McIntyre, Richard Moore, Beau Morris, Toby Ndukwe, Jacob Oehrlein, Ben Redding, Christopher Reese, Delano Robinson, Tre Siggers, Isaac Slade-Matautia, Kadarius Smith and Mike Williams.



WELCOME TO THE HILLTOP

The Mustangs welcomed a pair of coaches to the staff in 2021, including defensive coordinator Jim Leavitt and defensive line coach Chidera Uzo-Diribe.

With over 40 years of coaching experience at the NCAA and professional levels, Leavitt joins the Mustangs from FAU, where he most recently served in the same position since December 2019. He also had stops at Florida State, Oregon and Colorado, where he was named a finalist for the Broyles Award, honoring the nation's top assistant coach, and was the FootballScoop Defensive Coordinator of the Year. He was hired as USF's first head coach in 1996. He spent 2011-14 in the NFL as linebackers coach with the San Francisco 49ers.

Uzo-Diribe comes to the Hilltop after two seasons at Kansas, and previously spent three seasons at Colorado, including 2016 with Leavitt. He earned a spot on 247Sports' most recent 30-Under-30 list.

SAME NAMES, NEW LOOK

Three of the Mustangs' 10 assistant coaches have been elevated from their previous positions. Ra'Shaad Samples now serves as assistant head coach and running backs coach, while Stefan McClure was elevated to cornerbacks coach and Kenny Perry serves as Special Teams Coordinator. McClure was previously a defensive graduate assistant and Perry was a special teams quality control analyst.

@RASHAADSAMPLES

Assistant head coach and running backs coach Ra'Shaad Samples was named to Dave Campbell's 40 Under 40 from the state of Texas and the 247Sports 30Under30.

Samples helped Ulysses Bentley IV to FWAA Freshman All-America honors (the first Mustang in history) and AAC Rookie of the Year honors in 2020. The redshirt freshman was also a member of the Doak Walker and CFP Award Watch Lists. Samples also developed Burlsworth Trophy nominee Tyler Lavine, a walk-on who had a career season as a redshirt-sophomore in 2020.

The Mustangs' 2021 recruiting class is the highest-ranked in program history and features the highest signee for SMU. It also boasts the highest average recruiting rating in the American Athletic Conference and is better than 16 Power 5 programs.

Samples finished as the No. 1 recruiter in the conference (247sports), after the December Signing Day period, landing him as a top-30 recruiter in the country among the Power 5 and Group of 5. Among Group of 5 schools, Samples was the nation's top recruiter.

@STEFANMCCLURE21

McClure was one of two SMU coaches named to the 247Sports 30Under30 list. In 2020, McClure helped mentor Brandon Crossley to a national ranking of eighth in interceptions with four, including one for a touchdown at Tulsa, one in overtime against Tulane and one in the end zone against Memphis. Brandon Stephens registered a team-high 11 passes defended, which led the American Athletic Conference. He went on to earn an invite to the 2021 NFL Combine and NFLPA Bowl and was selected in the third round of the 2021 NFL Draft by the Baltimore Ravens.

BOLD - BIG OPPORTUNITIES LIVE IN DALLAS

As part of its goal of Shaping Champions and preparing students for life, SMU Athletics proudly announced the addition of its BOLD (Big Opportunities Live in Dallas) Program to its suite of student-athlete development tools, with the goal of helping student-athletes navigate and capitalize on new Name, Image, Likeness (NIL) legislation.

BOLD will, among other things, provide SMU student-athletes with the means to navigate the evolving NIL landscape. The BOLD program incorporates INFLCR, a comprehensive NIL education and compliance solution, and campus resources from the Cox School of Business, the Dedman School of Law, and the Meadows School of the Arts.

While the acronym BOLD emphasizes SMU's ties to the City of Dallas, the word is also important in its ties to SMU and the University's Brand Promise, which states, "For the bold, curious, and creative, SMU is the comprehensive research university whose enterprising spirit in a vibrant community empowers leaders to tackle grand challenges."



SMU IN TIMES SQUARE

The week of Aug. 9, the Mustangs made their presence known in Times Square with a series of billboards featuring SMU's Born & Raised campaign, the BOLD Program and 2021 Watch List selections.



FAST LAYNE



Paul Layne holds an unrivaled Mustang record, having attended every SMU game for the last 45-plus years, even going to Tokyo.

He had to pull a “fast one” more than once to keep his streak alive – like the time his ex-wife remarried. He persuaded her to schedule her wedding on a Friday within driving distance of SMU’s game at Nevada the following day. So the night before the Mustangs tangled with the Wolf Pack in Reno, Layne attended the wedding in California’s Sonoma Valley, then drove 200 miles to catch the opening kickoff.

Layne even attended a game dressed in a Halloween costume to disguise his case of adult-onset chicken pox. In 2020, Layne received a special invitation from Tulane to attend SMU’s 37-34 overtime win, since Yulman Stadium was closed to spectators.

Starting when Layne attended SMU and was a team cheerleader, he’s attended 534 straight games. His 500th was SMU’s 63-27 victory over HBU on Sept. 29, 2018.

IT’S ALWAYS SONNY ON THE HILLTOP

The fourth season of It’s Always Sonny on the Hilltop with Head Coach Sonny Dykes begins Monday, Aug. 30 at Ozona Grill and Bar, and will run throughout the 2021 campaign.

There will be food and drink specials, trivia and prizes on site each week. Ozona Grill and Bar is located at 4615 Greenville Ave., just a short distance from the SMU campus.

Fans can also catch LIVE video on the SMU Mustangs Facebook page, or listen on SMUMustangs.com and on TuneIn. Tweet your questions for Coach Dykes using the hashtag #AlwaysSonny, or by clicking the “Ask The Coach” button on SMUMustangs.com.



THE RED CARPET



SMU may need to install a red carpet in the Mustang locker room as SMU has become “the place to be” in Dallas. Among the celebrities, legends, current and former pros that have attended practice or stopped by the stadium in recent years are: Roger Staubach, Troy Aikman, Terrell Owens, Tim Brown, Michael Irvin and Deion Sanders, as well as former SMU standouts Reggie Dupard, Eric Dickerson, Craig James, Jerry Ball, Russell Carter and Don Meredith.

Former President George W. Bush even visits SMU football practice. Bush has also performed the ceremonial coin toss at games against Navy (2011), Memphis (2012), Texas Tech (2013), Cincinnati (2014), UNT (2015), Memphis (2016), Navy (2018) and Texas State (2019). Dallas Mayor Eric Johnson performed the coin toss in SMU’s 2021 season opener against ACU.

THREADS FOR THE SEASON					
SEPT 4	SEPT 11	SEPT 18	SEPT 25	OCT 2	OCT 9
WEAR WHITE	WEAR BLUE DALLAS	WEAR WHITE	WEAR BLUE DALLAS	WEAR BLUE	WEAR WHITE
OCT 21	OCT 30	NOV 6	NOV 13	NOV 20	NOV 26/27
WEAR BLUE	WEAR WHITE DALLAS	WEAR WHITE	WEAR BLUE	WEAR WHITE	WEAR BLUE

PONY UP-GRADES!

All totaled, Mustang Club donors gave \$20.4M in 2021 through gifts to the annual fund, sport-specific funds, capital projects and other charitable contributions. This included the first million-dollar-year for Excellence Funds.

SMU has made significant investments since 2011, including opening the Indoor Performance Center prior to the 2019 season. For more information, see page 10.

In 2018, the Mustangs received an upgraded locker room, a new team meeting room with stadium-style seating and renovated positional meeting rooms, a new playing surface, lighting system, A/V system, new suites and club seating.

Prior to the 2016 season, Paragon Sports Constructors installed a new synthetic turf playing field at Ford Stadium. The new synthetic turf field is PowerBlade Bolt as manufactured by Shaw Sports Turf. The design for the new field remained the same, featuring the Mustang logo at mid-field with ‘SMU’ and ‘Mustangs’ in opposing end zones.

In the summer of 2013, SMU added a new 233-seat Hall of Champions Club and seven new suites in time for SMU’s move to the American Athletic Conference. Among the great features of the new Club and suites is their indoor/outdoor design which allows fans to enjoy the comfort of indoor amenities as well as the excitement of sitting out in the bowl and hearing the roar of the crowd and the hard-hitting action on the field.

#SMU2NFL

Player	Team
Chris Banjo, S ^	Arizona Cardinals
Kelvin Beachum, OT	Arizona Cardinals
Cole Beasley, WR	Buffalo Bills
Ryan Becker, TE *	Atlanta Falcons
Evan Brown, C	Detroit Lions
Shane Buechele, QB ^	Kansas City Chiefs
Garrett Gilbert, QB ^	New England Patriots
Kylen Granson, TE	Indianapolis Colts
Margus Hunt, DL ^	Chicago Bears
Justin Lawler, LB ^	Los Angeles Rams
Thomas Morstead, K	New York Jets
Chris Naggar, K ^	Cleveland Browns
James Proche II, WR	Baltimore Ravens
Emmanuel Sanders, WR	Buffalo Bills
Delontae Scott, LB ^	Pittsburgh Steelers
Brandon Stephens, DB	Baltimore Ravens
Courtland Sutton, WR	Denver Broncos
Zach Wood, LS	New Orleans Saints

^Denotes Practice Squad | *Denotes Reserve/Injured

Since 2009, SMU has had 16 players selected in the NFL Draft.

Year	Player	Team (Round)
2021	Brandon Stephens, DB	Baltimore (3rd)
	Kylen Granson, TE	Indianapolis (4th)
2020	James Proche II, WR	Baltimore (6th)
	Courtland Sutton, WR	Denver (2nd)
2018	Justin Lawler, DE	Los Angeles (7th)
	Trey Quinn, WR	Washington (7th)
	Kenneth Acker, CB	San Francisco (6th)
2014	Garrett Gilbert, QB	St. Louis (6th)
	Margus Hunt, DE	Cincinnati (2nd)
2012	Josh LeRibeus, OL	Washington (3rd)
	Taylor Thompson, TE	Tennessee (5th)
	Richard Crawford, DB	Washington (6th)
	Kelvin Beachum, OL	Pittsburgh (7th)
	Aldrick Robinson, WR	Washington (6th)
2011	Emmanuel Sanders, WR	Pittsburgh (3rd)
2009	Thomas Morstead, P	New Orleans (5th)



WORLD CHANGERS SHAPED HERE

Ranked among the Top 20% of best national universities by U.S. News and World Report, SMU is the only NCAA FBS program in Dallas, Texas, a top-5 media market. Since 2013, SMU has invested more than \$150 million in athletics facilities, 12 of 17 programs have won at least one conference championship and 16 programs have made the postseason. With over a century of athletics tradition, SMU has won eight National Championships and 170+ Conference Championships and has posted 150+ NCAA Top-10 Finishes. SMU student-athletes have won over 100 individual National Championships and earned over 1,900 All-America honors. More information about SMU and its coaches, student-athletes and teams is available at SMUMustangs.com.

SMU students experience a nationally ranked global research University in the vibrant city of Dallas. Eight degree-granting schools elevate SMU to the top tier of national universities.

On our welcoming campus in one of the nation's economic and cultural powerhouses, SMU's innovation culture prepares more than 12,000 graduate and undergraduate students for the demands of a rapidly changing world, and jobs that don't yet exist. With our discipline-flexible curriculum, students build a solid liberal arts foundation that allows them to pursue multiple majors and experience different cultures. Students customize their education by pairing with faculty mentors to impact Dallas and the world through research, civic engagement, creative works and internships. SMU graduates go on to become ethical professional and community leaders who change the world.

SMU was founded in 1911 by what is now the United Methodist Church to promote higher education and freedom of inquiry and remains secular in its teaching.

SMU ranks among the top 20% of national universities (U.S. News & World Report).

SMU students hail from all 50 states and around the world, and from all walks of life.

An application to SMU is all it takes to be automatically considered for a range of academic awards, including the President's Scholarship, which covers full tuition and fees.

Students' intellectual interests are covered with 100+ majors and 85+ minors.

Our Mustang nation includes 143,000+ alumni worldwide. In the DFW-area, our 65,000+ alumni are entrepreneurs, executives and civic leaders who mentor SMU students.

SMU classifies as a university with higher research activity by the Carnegie Foundation for the Advancement of Teaching.

Meadows Museum at SMU houses one of the largest and most comprehensive collections of art outside Spain, and provides creative capital that prepares visionary artists and scholars.

The George W. Bush Presidential Center, on our main campus, provides students access to fellowships, lectures and global experts.

INDOOR PERFORMANCE CENTER

The multipurpose Indoor Performance Center supports our commitment to outstanding facility resources for the entire campus community. A transformative presence on Bishop Boulevard, it features an indoor turf football practice field, as well as spaces for training, fitness and special events. The Indoor Performance Center will enhance the student experience and elevate competitive, high-performance athletics at SMU.

ARMSTRONG FIELDHOUSE

Constructed in a Collegiate Georgian architectural style that is harmonious with SMU's traditional campus environment, the Armstrong Fieldhouse includes features such as two scoreboards, a video board, glass rollup doors and translucent panels above the practice field to let natural light in. Housing the Weber Observation Deck and Loyd Field, Armstrong Fieldhouse incorporates tributes to SMU's most famous football alumni.

LOYD FIELD

Outfitted with the same playing surface as Ford Stadium, Loyd Field will increase flexibility for many of SMU's sports programs to train, particularly during inclement weather. This space also allows use by other campus and student groups when not programmed by Athletics.



RECRUITING SUITE

Located on the second floor, features the recruiting lounge, recruiting hospitality room and the upstairs lobby. With access to an outdoor terrace providing views of campus, the recruiting suite includes comfortable furniture, TVs, examples of uniform/helmet combinations and other displays showcasing great moments and players in SMU's storied football history.

WEBER OBSERVATION DECK

Located indoors on the second floor, the Weber Observation Deck overlooks the Armstrong Fieldhouse and offers prime views of practices or other activities on Loyd Field.

CRUM TERRACE

Located on the second floor and visible from Bishop Boulevard and Binkley Avenue, is a premier outdoor event space with two entrances from the recruiting lounge.

MILLER BOULEVARD BALLROOM


Located on the ground floor just inside the main entrance off Bishop Boulevard, serves as a multipurpose space that can accommodate banquets, presentations, meetings, hospitality and other social gatherings for athletics, as well as campus and community events.

WEIGHT ROOM

Located on the ground floor and has direct access to Loyd Field. It provides an additional strength and conditioning space for student-athletes.

LETTERWINNERS PLAZA

As a testament to over 100 years of SMU Football history, the Letterwinners Plaza features bricks with all of the men and women who earned a football varsity letter as a student-athlete, manager or trainer since the program's inception in 1915.



2021 AWARDS & HONORS

Alan Ali

NFLPA Collegiate Bowl Big Board
College Gridiron Showcase Watch List

Ulysses Bentley IV

Maxwell Award Watch List
CFPA Watch List
Doak Walker Award Watch List
Earl Campbell Tyler Rose Award Watch List
AAC Weekly Honor Roll (Sept. 27, Sept. 13)
Earl Campbell Tyler Rose Award Honorable Mention (Sept. 28, Sept. 14)

Preseason

Athlon Sports First-Team All-AAC
Dave Campbell's Texas Football All-Texas Second Team
Phil Steele All-AAC First Team
CFN All-AAC, Top 30 AAC Players: No. 3
PFF All-AAC First Team

Grant Calcaterra

Mackey Award Watch List
Reese's Senior Bowl Watchlist
NFLPA Collegiate Bowl Big Board
College Gridiron Showcase Watch List

Preseason

Phil Steele All-AAC Fourth Team
PFF All-AAC Honorable Mention

Elijah Chatman**Preseason**

Athlon Sports Third-Team All-AAC
Phil Steele All-AAC Fourth Team

Turner Coxe**Preseason**

Athlon Sports Third-Team All-AAC
Phil Steele All-AAC Second Team
PFF All-AAC Third Team

Brandon Crossley**Preseason**

Athlon Sports Third-Team All-AAC
PFF All-AAC Third Team

Trevor Denbow

College Gridiron Showcase Watch List

Preseason

Phil Steele All-AAC Third Team

Danny Gray

AAC Weekly Honor Roll (Sept. 27)
Reese's Senior Bowl Offensive Player of the Week (Sept. 27)
Earl Campbell Tyler Rose Award Honorable Mention (Sept. 28)
Paul Hornung Award Watch List
Reese's Senior Bowl Watchlist
NFLPA Collegiate Bowl Big Board

Preseason

Athlon Sports Fourth-Team All-AAC
PFF All-AAC Honorable Mention

Shaune Hailey

AFC A Good Works Team Nominee
Wuerffel Trophy Award Watch List

Brendan Hall

Ray Guy Award Watch List

Hayden Howerton

Campbell Trophy Nominee
College Gridiron Showcase Watch List

Preseason

Athlon Sports Second-Team All-AAC
Dave Campbell's Texas Football All-Texas Second Team
Phil Steele All-AAC Third Team
PFF All-AAC First Team

Ar'mani Johnson

College Gridiron Showcase Watch List

Preseason

PFF All-AAC Honorable Mention

Blake Mazza

Lou Groza Award Watch List
College Gridiron Showcase Watch List

Preseason

Athlon Sports First-Team All-AAC
Phil Steele All-AAC Second Team

PFF All-AAC First Team

Tommy McIntyre

College Gridiron Showcase Watch List

Tanner Mordecai

Davey O'Brien Award Watch List
AAC Offensive Player of the Week (Sept. 20, Sept. 6)
Earl Campbell Tyler Rose Award National Player of the Week (Sept. 21, Sept. 7)
CFPA Honorable Mention National Performer of the Week (Sept. 19, Sept. 6)
Manning Award Star of the Week (Sept. 20)
PFF College Team of the Week (Sept. 6)
Davey O'Brien Award Great 8 (Sept. 20, Sept. 7)
PFF Top Breakout Quarterback

Beau Morris

College Gridiron Showcase Watch List

Preseason

Phil Steele All-AAC Second Team

Isaiah Nwokobia

AAC Weekly Honor Roll (Sept. 13)

Nelson Paul

PFF College Team of the Week (Sept. 6)

Rashee Rice

Biletnikoff Award Watch List
Earl Campbell Tyler Rose Award Honorable Mention (Sept. 21)

Preseason

Athlon Sports Second-Team All-AAC
Dave Campbell's Texas Football All-Texas Second Team
Phil Steele All-AAC Second Team

Reggie Roberson, Jr.

Maxwell Award Watch List
Biletnikoff Award Watch List
Earl Campbell Tyler Rose Award Watch List
Reese's Senior Bowl Watchlist
NFLPA Collegiate Bowl Big Board
College Gridiron Showcase Watch List
ESPN Top 100 Players: No. 79

Preseason

Athlon Sports First-Team All-AAC
Dave Campbell's Texas Football All-Texas First Team, Best Receiver
PFF All-AAC First Team

Delano Robinson

College Gridiron Showcase Watch List

Preseason

Athlon Sports Third-Team All-AAC
Dave Campbell's Texas Football All-Texas Second Team
Phil Steele All-AAC Second Team
PFF All-AAC Honorable Mention

Isaac Slade-Matautia

College Gridiron Showcase Watch List

Jaylon Thomas

Outland Trophy Watch List
Reese's Senior Bowl Watchlist
NFLPA Collegiate Bowl Big Board
College Gridiron Showcase Watch List

Preseason

Athlon Sports First-Team All-AAC
Dave Campbell's Texas Football All-Texas First Team
Phil Steele All-AAC Second Team
CFN All-AAC, Top 30 AAC Players: No. 13
PFF All-AAC Second Team

Mike Williams

College Gridiron Showcase Watch List

Stefan McClure

247Sports 30Under30

Ra'Shaad Samples

Dave Campbell's Texas Football 40 Under 40
247Sports 30Under30

SMU'S RECORD WHEN...

	Overall		AAC	
	W	L	W	L
Record	4	0	0	0
Home	2	0	0	0
Road	2	0	0	0
Neutral	0	0	0	0
Overtime	0	0	0	0
Night Game (6pm)	2	0	0	0
Day Game	2	0	0	0
Grass	0	0	0	0
Turf	4	0	0	0
Scores First	2	0	0	0
Opponent Scores First	2	0	0	0
Leads after 1st Qtr.	1	0	0	0
Trails after 1st Qtr.	1	0	0	0
Tied after 1st Qtr.	2	0	0	0
Leads at half	3	0	0	0
Trails at half	0	0	0	0
Tied at half	1	0	0	0
Leads after 3rd Qtr.	4	0	0	0
Trails after 3rd Qtr.	0	0	0	0
Tied after 3rd Qtr.	0	0	0	0
Scores less than 10	0	0	0	0
Scores 10-19	0	0	0	0
Scores 20-29	0	0	0	0
Scores 30-39	2	0	0	0
Scores 40+	2	0	0	0
Opp. Scores less than 10	1	0	0	0
Opp. Scores 10-19	1	0	0	0
Opp. Scores 20-29	0	0	0	0
Opp. Scores 30-39	2	0	0	0
Opp. Scores 40+	0	0	0	0
Margin is 3 pts or less	1	0	0	0
Margin is 7 pts or less	0	0	0	0
Margin is 8-14 pts	1	0	0	0
Margin is 15-20 pts	0	0	0	0
Margin is 21+ pts	2	0	0	0
Has 0 turnovers	2	0	0	0
Has 1-2 turnovers	0	0	0	0
Has 3+ turnovers	2	0	0	0
Opp. Has 0 turnovers	0	0	0	0
Opp. has 1-2 turnovers	3	0	0	0
Opp. has 3+ turnovers	1	0	0	0
Positive TO margin	2	0	0	0
Negative TO margin	2	0	0	0
TOs are even	0	0	0	0
Less than 300 total yards	0	0	0	0
300-399 total yards	0	0	0	0
400+ total yards	4	0	0	0
Opp. has less than 300 total yards	0	0	0	0
Opp. has 300-399 total yards	1	0	0	0
Opp. has 400+ total yards	3	0	0	0
More total yards	4	0	0	0
Less total yards	0	0	0	0
Has less than 100 yds rushing	0	0	0	0
Has 100+ yds rushing	4	0	0	0
Opp. has less than 100 yds rushing	0	0	0	0
Opp. has 100+ yds rushing	4	0	0	0
Has less than 200 yds passing	0	0	0	0
Has 200-299 yds passing	1	0	0	0
Has 300+ yds passing	3	0	0	0
Opp. has less than 200 yds passing	0	0	0	0
Opp. has 200-299 yds passing	2	0	0	0
Opp. has 300+ yds passing	2	0	0	0
Plays AP ranked opp.	0	0	0	0
Plays opponent receiving votes	1	0	0	0
Has player with 100+ yds rushing	2	0	0	0
Opp. has player with 100+ yds rushing	1	0	0	0
Has player with 100+ yds receiving	2	0	0	0
Opp. has player with 100+ yds receiving	3	0	0	0
Has player with 300+ yds passing	3	0	0	0
Opp. has player with 300+ yds passing	2	0	0	0

NATIONAL RANKINGS

TEAM	INDIVIDUAL							
	Team	NCAA	AAC	Avg./#	Category (#)	Player	NCAA	AAC
3rd Down Conversion Pct	29	2	0.471	All Purpose	Ulysses Bentley IV	10	2	143.25
3rd Down Conversion Pct Def	56	4	0.351		Danny Gray	87	10	99.50
4th Down Conversion Pct	104	11	0.333	Combined Kick Returns	Ulysses Bentley IV	60	10	124
4th Down Conversion Pct Def	7	1	0.143		Jordan Kerley	65	11	119
Blocked Kicks	21	2	1	Completion Percentage	Tanner Mordecai	17	2	0.705
Blocked Kicks Allowed	82	9	1	Completions Per Game	Tanner Mordecai	11	1	24.50
Blocked Punts	12	2	1	Field Goals Per Game	Blake Mazza	103	7	0.50
Blocked Punts Allowed	1	1	0	Forced Fumbles	Shaine Hailey	12	2	0.50
Completion Percentage	23	2	0.685		Turner Coxie	85	9	0.25
Fewest Penalties	25	4	20		Isaiah Nwokobia	85	9	0.25
Fewest Penalties Per Game	23	3	5.00		Nelson Paul	85	9	0.25
Fewest Penalty Yards	45	5	195	Fumbles Recovered	DeVere Levelston	19	2	1
Fewest Penalty Yards Per Game	40	4	48.75		Austin Upshaw	19	2	1
First Downs Defense	78	6	81	Interceptions Per Game	Isaiah Nwokobia	19	3	0.5
First Downs Offense	5	1	107	Kickoff Returns	Jordan Kerley	48	8	18.6
Fumbles Lost	42	4	2	Passing Efficiency	Tanner Mordecai	6	1	187.4
Fumbles Recovered	56	5	2	Passing TDs	Tanner Mordecai	1	1	20
Kickoff Return Defense	78	7	21.55	Passing Yards	Tanner Mordecai	8	1	1,268
Kickoff Returns	62	6	20.64	Passing Yards Per Game	Tanner Mordecai	11	1	317.0
Net Punting	69	7	39.53	Passing Yards per Completion	Tanner Mordecai	47	5	12.94
Passes Had Intercepted	103	8	5	Points Responsible For	Tanner Mordecai	1	1	126
Passes Intercepted	10	1	6	Points Responsible For Per Game	Tanner Mordecai	1	1	31.5
Passing Offense	14	1	317.5	Receiving TDs	Danny Gray	5	2	5
Passing Yards Allowed	122	9	306.0		Rashee Rice	5	2	5
Passing Yards per Completion	58	7	12.70		Grant Calcaterra	30	4	3
Punt Return Defense	3	2	-2.00		Jordan Kerley	73	7	2
Punt Returns	89	8	5.40		Nolan Matthews-Harris	73	7	2
Red Zone Defense	19	2	0.688		Reggie Roberson, Jr.	73	7	2
Red Zone Offense	102	9	0.750	Receiving Yards	Danny Gray	29	2	358
Rushing Defense	62	5	135.8	Receiving Yards Per Game	Danny Gray	30	2	89.5
Rushing Offense	15	2	232.2	Receptions Per Game	Danny Gray	61	4	5.0
Sacks Allowed	1	1	0.00	Rush Yards Per Carry	Ulysses Bentley IV	9	2	7.60
Scoring Defense	65	3	23.0		Tre Siggers	77	8	4.94
Scoring Offense	8	2	43.0	Rushing Yards	Ulysses Bentley IV	24	2	403
Tackles for Loss Allowed	5	1	3.00		Tre Siggers	86	8	257
Team Passing Efficiency	9	1	179.92	Rushing Yards Per Game	Ulysses Bentley IV	26	2	100.8
Team Passing Efficiency Def	76	5	132.61		Tre Siggers	94	8	64.2
Team Sacks	86	6	1.75	Scoring	Danny Gray	77	6	7.5
Team Tackles for Loss	121	10	3.8		Rashee Rice	77	6	7.5
Time of Possession	52	5	30:30	Total Interceptions	Isaiah Nwokobia	13	2	2
Total Defense	110	7	441.8		Chace Cromartie	63	5	1
Total Offense	5	2	549.8		Trevor Denbow	63	5	1
Turnover Margin	58	4	0.25		Bryan Massey	63	5	1
Turnovers Gained	22	2	8		Isaac Slade-Matautia	63	5	1
Turnovers Lost	94	9	7	Total Offense	Tanner Mordecai	9	1	347.2
Winning Percentage	1	1	1.000	Total Points Scored	Danny Gray	67	5	30
					Rashee Rice	67	5	30
				Total Touchdowns	Danny Gray	35	4	5
					Rashee Rice	35	4	5
				Yards per Pass Attempt	Tanner Mordecai	24	2	9.12
				Yards per Reception	Danny Gray	52	9	17.90





SMU GAME-BY-GAME STARTERS - OFFENSE

Game	QB	RB	TE	WR	WR	WR	LT	LG	C	RG	RT
ACU	Tanner Mordecai	Ulysses Bentley IV	Grant Calcaterra	Rashee Rice	Reggie Roberson Jr.	Danny Gray	Beau Morris	Jaylon Thomas	Alan Ali	Hayden Howerton	Justin Osborne
UNT	Tanner Mordecai	Ulysses Bentley IV	Grant Calcaterra	Rashee Rice	Reggie Roberson Jr.	Danny Gray	Beau Morris	Jaylon Thomas	Alan Ali	Hayden Howerton	Justin Osborne
at La Tech	Tanner Mordecai	Ulysses Bentley IV	Grant Calcaterra	Rashee Rice	Reggie Roberson Jr.	Danny Gray	Jaylon Thomas	Hayden Howerton	Alan Ali	Justin Osborne	Marcus Bryant
at TCU	Tanner Mordecai	Ulysses Bentley IV	Grant Calcaterra	Rashee Rice	Reggie Roberson Jr.	Danny Gray	Jaylon Thomas	Hayden Howerton	Alan Ali	Justin Osborne	Marcus Bryant
USF											
at Navy											
Tulane											
at Houston											
at Memphis											
UCF											
at Cincinnati											
Tulsa											

SMU GAME-BY-GAME STARTERS - DEFENSE

Game	DE	NT	DE	LB	LB	LB	LB	CB	CB	S	S
ACU	Elijah Chatman	Mike Williams	DeVere Levelston	Jimmy Phillips Jr.	Turner Coxie	Shaine Hailey	Delano Robinson	Brandon Crossley	Bryce McMorris	Trevor Denbow	Chace Cromartie
UNT	Elijah Chatman	Mike Williams	DeVere Levelston	Jimmy Phillips Jr.	Gary Wiley	Shaine Hailey	Delano Robinson	Jahari Rogers	Bryce McMorris	Trevor Denbow	Chace Cromartie
at La Tech	Elijah Chatman	Mike Williams	DeVere Levelston	Jimmy Phillips Jr.	Turner Coxie	Shaine Hailey	Delano Robinson	Ar'mani Johnson	Bryce McMorris	Isaiah Nwokobia	Chace Cromartie
at TCU	Elijah Chatman	Mike Williams	DeVere Levelston	Jimmy Phillips Jr.	Turner Coxie	Shaine Hailey	Delano Robinson	Jahari Rogers	Bryce McMorris	Trevor Denbow	Isaiah Nwokobia
USF											
at Navy											
Tulane											
at Houston											
at Memphis											
UCF											
at Cincinnati											
Tulsa											

GAME-BY-GAME LEADERS

Opp.	Player (Passing)	Opp.	Player (Rushing Yards)	Opp.	Player (Receiving Yards)
ACU	Mordecai (24-30, 317 yards, 7 TD)	ACU	Bentley IV (10-48 yards)	ACU	Gray (4-72 yards, 2 TD)
UNT	Mordecai (21-33, 311 yards, 4 TD)	UNT	Bentley IV (10-141 yards, TD)	UNT	Rice (5-99 yards, TD)
at La Tech	Mordecai (36-48, 395 yards, 5 TD)	at La Tech	Bentley IV (13-61 yards)	at La Tech	Calcaterra (7-103 yards)
at TCU	Mordecai (17-28, 245 yards, 4 TD)	at TCU	Bentley IV (20-153 yards, TD)	at TCU	Gray (4-120 yards, TD)
USF		USF		USF	
at Navy		at Navy		at Navy	
TULANE		TULANE		TULANE	
at Houston		at Houston		at Houston	
at Memphis		at Memphis		at Memphis	
UCF		UCF		UCF	
at Cincinnati		at Cincinnati		at Cincinnati	
TULSA		TULSA		TULSA	
Opp.	Player (Tackles/Sacks)	Opp.	Player (INT/FF/FR)	Opp.	Player (FG, Yards/PAT)
ACU	Hailey (8) / Moore, Wiley (1)	ACU	Massey, Nwokobia, Denbow (1) / Hailey, Nwokobia (1) / Upshaw (1)	ACU	- / Mazza (7-7)
UNT	Denbow, Robinson (8) / Nwokobia, Wiley (1)	UNT	Nwokobia, Cromartie (1) / Hailey (1) / -	UNT	- / Mazza (5-5)
at La Tech	Robinson (8) / Paul (1)	at La Tech	Slade-Matautia (1) / Paul (1) / -	at La Tech	Mazza (2-2, 29 yards) / Mazza (3-4)
at TCU	Phillips Jr. (6) / Coxie (2)	at TCU	- / Phillips Jr., Coxie (1) / Levelston (1)	at TCU	- / Mazza (4-5)
USF		USF		USF	
at Navy		at Navy		at Navy	
TULANE		TULANE		TULANE	
at Houston		at Houston		at Houston	
at Memphis		at Memphis		at Memphis	
UCF		UCF		UCF	
at Cincinnati		at Cincinnati		at Cincinnati	
TULSA		TULSA		TULSA	



MUSTANG DEPTH CHART

OFFENSE

QB	8	Tanner Mordecai	(6-3, 218, JR-TR)
	2	Preston Stone	(6-3, 214, FR-HS) or
	12	Derek Green	(6-4, 216, JR-2L)
RB	7	Ulysses Bentley IV	(5-11, 197, SO-1L)
	4	Tre Siggers	(5-9, 210, SR-GT) or
	31	Tyler Lavine	(5-11, 229, JR-2L)
LT	71	Jaylon Thomas	(6-5, 326, SR-3L)
	61	Dalton Perdue	(6-7, 336, FR-RS)
LG	75	Hayden Howerton	(6-4, 309, SR-4L)
	64	Cameron Ervin	(6-3, 286, SO-1L)
C	77	Alan Ali	(6-5, 309, SR-3L)
	56	Branson Hickman	(6-3, 308, FR-RS)
RG	51	Justin Osborne	(6-5, 312, SO-1L)
	69	Ben Sparks	(6-4, 312, FR-RS)
RT	52	Marcus Bryant	(6-8, 314, SO-1L) or
	78	Beau Morris	(6-6, 310, SR-3L)
WR	21	Reggie Roberson, Jr.	(6-1, 197, SR-3L)
	1	Jordan Kerley	(6-3, 204, SO-TR)
WR	11	Rashee Rice	(6-3, 206, JR-2L)
	13	Roderick Daniels, Jr.	(5-9, 191, FR-HS)
WR	5	Danny Gray	(6-2, 199, SR-1L)
	6	Austin Upshaw	(6-1, 213, SR-2L)
TE	88	Grant Calcaterra	(6-5, 247, SR-GT)
	86	Tommy McIntyre	(6-8, 272, SR-2L)
	or 14	Nolan Matthews-Harris	(6-6, 258, SO-TR)

SPECIAL TEAMS

K	92	Blake Mazza	(5-10, 186, SR-GT)
	93	Brendan Hall	(6-8, 232, FR-HS)
KO	93	Brendan Hall	(6-8, 232, FR-HS)
	92	Blake Mazza	(5-10, 186, SR-GT)
P	91	Matt Fraanje	(6-5, 204, FR-RS) or
	93	Brendan Hall	(6-8, 232, FR-HS)
KR	7	Ulysses Bentley IV	(5-11, 197, SO-1L)
	or 4	Tre Siggers	(5-9, 210, SR-GT)
	1	Jordan Kerley	(6-3, 204, SO-TR)
PR	1	Jordan Kerley	(6-3, 204, SO-TR)
	13	Roderick Daniels, Jr.	(5-9, 191, FR-HS)
SN	49	Cole Voyles	(6-1, 201, JR-1L) or
	48	Will Benton	(6-1, 228, SO-1L)
H	12	Derek Green	(6-4, 216, JR-2L)
	91	Matt Fraanje	(6-5, 204, FR-RS)

DEFENSE

LB	97	Turner Coxie	(6-3, 243, SR-3L)
	55	Gary Wiley	(6-3, 246, SR-3L)
DE	40	Elijah Chatman	(6-1, 289, JR-2L)
	95	Will Jones	(6-1, 309, SR-2L)
NT	57	Mike Williams	(6-3, 299, SR-1L)
	91	Terrance Newman	(6-0, 324, SR-3L)
DE	96	DeVere Levelston	(6-5, 266, JR-1L)
	99	Harrison Loveless	(6-4, 292, SR-2L)
LB	24	Jimmy Phillips, Jr.	(6-3, 235, SR-3L)
	15	Keke Burns	(6-4, 232, SO-1L)
MIKE	23	Shaine Hailey	(5-11, 222, SR-4L)
	14	Richard Moore	(6-1, 229, SR-1L)
JACK	3	Delano Robinson	(6-2, 244, SR-4L)
	41	Isaac Slade-Matautia	(6-1, 235, JR-TR)
S	16	Trevor Denbow	(6-1, 225, SR-3L)
	12	Isaiah Nwokobia	(6-0, 196, FR-HS)
S	18	Chace Cromartie	(6-1, 198, JR-2L)
	or 13	Roderick Roberson, Jr.	(6-0, 203, SO-1L)
	0	Bryan Massey	(5-11, 198, SO-1L)
CB	1	Brandon Crossley	(6-0, 186, JR-1L) or
	4	Jahari Rogers	(6-1, 177, FR-TR)
CB	7	Bryce McMorris	(6-1, 192, FR-HS)
	5	Ar'mani Johnson	(6-0, 184, SR-2L)

FUTURE SCHEDULES

2022
 Sept. 3 at UNT
 Sept. 10 Lamar
 Sept. 17 at Maryland
 Sept. 24 TCU

2023
 Sept. 23 at TCU
 UNT
 Louisiana Tech

2024
 Sept. 14 at Vanderbilt
 Sept. 21 TCU
 at UNT

2025
 Sept. 20 at TCU
 UNT

2028
 Sept. 9 at Vanderbilt

2029
 Sept. 15 Vanderbilt

2030
 Aug. 31 at Colorado
 Sept. 7 at UNT

2031
 Aug. 30 UNT
 Sept. 6 Colorado

2032
 Sept. 11 at UNT
 Dates/Games subject to change

CAREER PARTICIPATION

GAMES	GP	GS
HOWERTON, Hayden	51	45
WILLIAMS, Mike	49	33
ROBINSON, Delano	48	30
HAILEY, Shaine	47	5
McINTYRE, Tommy	44	5
MOORE, Richard	39	15
COXE, Turner	39	36
DENBOW, Trevor	39	34
REDDING, Ben	39	1
ROBERSON JR., Reggie	38	23
ALI, Alan	38	35
PHILLIPS JR., Jimmy	38	4
CALCATERRA, Grant	37	4
NDUKWE, Toby	36	5
HEADEN III, Charles	35	22
WILEY, Gary	35	5
CALLOWAY, Chevin	35	10
MAZZA, Blake	34	0
NEWMAN, Terrance	34	0
THOMAS, Jaylon	33	32
SLADE-MATAUTIA, Isaac	32	21
MORRIS, Beau	31	27
SIGGERS, Tre	30	9
JONES, Will	30	0
LOVELESS, Harrison	28	5
REESE, Chris	27	0
JOHNSON, Ar'mani	27	19
LAVINE, Tyler	26	0
PAUL, Nelson	26	1
CROMARTIE, Chace	26	11
CROSSLEY, Brandon	26	4
SMITH, Kadaris	25	1
HOLLOWAY, Brian	25	0
CHATMAN, Elijah	25	14
UPSHAW, Austin	25	1
BRYANT, Cobe	24	4
RICE, Rashee	24	13
ELLISON, Preston	23	0
BENTLEY IV, Ulysses	18	10
VOYLES, Cole	17	0
GREEN, Derek	17	0
MATTHEWS-HARRIS, Nolan	17	0
KERLEY, Jordan	17	0
MORDECAI, Tanner	16	8
McDANIEL, TJ	15	4
CLAY, Donald	15	0
ERVIN, Cameron	15	1
ROBERSON JR., Roderick	14	2
AHO, Junior	14	1
BENTON, Will	14	0
BURNS, Keke	13	0
MASSEY, Bryan	12	0
GRAY, Danny	12	11
OSBORNE, Justin	12	12
LEVELSTON, DeVere	12	4
IKE, Danielson	11	1
WIGGINS, Calvin	11	2
JONES, Cam	11	0
WESTFALL, Sam	11	0
ROBINSON, Thalen	10	0
BROWN, Darren	10	0
BRYANT, Marcus	10	3
DeARMAN, Ty	9	0
BARKER, Beau	8	0
ROGERS, Jahari	7	2
WRIGHT, Stephon	6	0
JACKSON, T.Q.	6	0
KAZADI, Ra-Sun	6	0
HASKIN, Gage	6	0
FRAANJE, Matt	5	0
TAYLOR, Karl	4	0
HALL, Brendan	4	0
NWOKOBIA, Isaiah	4	2
McMORRIS, Bryce	4	4
DANIELS JR., Roderick	4	0
OEHRLIN, Jacob	3	0
HICKMAN, Branson	3	0
PALMER, Deuce	3	0
SPARKS, Ben	2	0
WALLS, Warren	2	0
THURSBY, Jadaris	2	0
EPTON JR., Brandon	2	0
SNEED, Trevion	2	0
KELLEY, Izaiah	2	0
CORDELL, Dylan	1	0
BEDWELL, Blake	1	0
GOFFNEY, Dylan	1	0
FURGAL, Ben	1	0
BELL, Jay	1	0
SMITH, Erin	1	0
CAMPBELL, Carter	1	0
LEREW, Nicholas	1	0
GOLDBERG, Will	1	0
PERDUE, Dalton	1	0
EBY, Stone	1	0
MORSE, Sam	1	0
JONES, Orlando	1	0
RECORD, Jayleen	1	0
GONZALEZ, Simon	1	0

SMU ALPHABETICAL ROSTER

NUMERICAL ROSTER			No.	Name	Pos.	Ht.	Wt.	CL-EXP	Hometown / Previous School
0	Bryan Massey	S	33	Junior Aho	DT	6-4	268	JR-1L	Nice, France / New Mexico Military Institute
1	Brandon Crossley	CB	77	Alan Ali	OL	6-5	309	SR-3L	Fort Worth, Texas / Timber Creek
1	Jordan Kerley	WR	74	Tyler Bailey	OL	6-5	291	FR-RS	Edinburg, Texas / Vela
2	Cam Jones	DB	9	Beau Barker	WR	6-1	184	SO-1L	Amarillo, Texas / Amarillo
2	Preston Stone	QB	28	Blake Bedwell	RB	5-10	194	FR-RS	Amarillo, Texas / Amarillo
3	Delano Robinson	LB	98	Jay Bell	DL	6-4	254	FR-HS	Beaumont, Texas / West Brook
4	Jahari Rogers	CB	7	Ulysses Bentley IV	RB	5-11	197	SO-1L	Houston, Texas / C.E. King
4	Tre Siggers	RB	48	Will Benton	LS/LB	6-1	228	SO-1L	Atlanta, Ga. / The Westminster Schools
5	Danny Gray	WR	59	Tai Brooks	OL	6-4	335	SO-SQ	Allen, Texas / Allen
5	Ar'mani Johnson	CB	39	Darren Brown	DT	6-3	317	JR-2L	Converse, Texas / Judson
6	T.Q. Jackson	S	57	Cobe Bryant	OL	6-5	325	SR-2L	Auburn Hills, Mich. / Riverside C.C. / Arizona Western / Rochester
6	Austin Upshaw	WR	52	Marcus Bryant	OL	6-8	314	SO-1L	Round Rock, Texas / Cedar Ridge
7	Ulysses Bentley IV	RB	15	Keke Burns	LB	6-4	232	SO-1L	Pittsburg, Texas / Pittsburg
7	Bryce McMorris	CB	88	Grant Calcaterra	TE	6-5	247	JR-GT	Rancho Santa Margarita, Calif. / Oklahoma / Santa Margarita Catholic
8	Tanner Mordecai	QB	11	Chevin Calloway	S	5-11	208	SR-2L	Dallas, Texas / Arkansas / Bishop Dunne
9	Beau Barker	WR	30	Carter Campbell	WR	6-0	192	FR-RS	San Antonio, Texas / Reagan
10	Ty DeArman	LB	40	Elijah Chatman	DE	6-1	289	JR-2L	Shreveport, La. / Evangel Christian Academy
10	Dylan Goffney	WR	21	Donald Clay	S	5-11	195	SO-1L	New Orleans, La. / John Curtis
11	Chevin Calloway	S	67	Dylan Cordell	OL	6-2	303	FR-RS	Houston, Texas / Houston Second Baptist
11	Rashee Rice	WR	97	Turner Coxe	LB	6-3	243	SR-3L	Dallas, Texas / Highland Park
12	Derek Green	QB	18	Chace Cromartie	S	6-1	198	JR-2L	Cibolo, Texas / Steele
12	Isaiah Nwokobia	S	1	Brandon Crossley	CB	6-0	186	JR-1L	Dallas, Texas / Colorado State / Little Elm
13	Roderick Daniels, Jr.	WR	13	Roderick Daniels, Jr.	WR	5-9	191	FR-HS	Duncanville, Texas / Duncanville
13	Roderick Roberson, Jr.	S	26	Montaye Dawson	RB	5-8	175	FR-HS	Dallas, Texas / All Saints Episcopal
14	Nolan Matthews-Harris	TE	10	Ty DeArman	LB	5-11	194	SO-1L	Arlington, Texas / Oklahoma / Bowie
14	Richard Moore	LB	16	Trevor Denbow	S	6-1	225	SR-3L	Corsicana, Texas / Navarro College / Corsicana
15	Keke Burns	LB	93	Bobby Duncum	DE	6-4	219	FR-RS	Austin, Texas / Westlake
15	Calvin Wiggins	WR	47	Stone Eby	DL	6-5	270	FR-HS	Flower Mound, Texas / Flower Mound
16	Trevor Denbow	S	31	Preston Ellison	LB	6-3	204	SR-3L	Odessa, Texas / Permian
16	Josh Stupin	QB	22	Brandon Epton, Jr.	RB	6-0	194	FR-HS	Dallas, Texas / Kimball
18	Chace Cromartie	S	64	Cameron Ervin	OL	6-3	286	SO-1L	Fayetteville, Ark. / Fayetteville
18	Jacob Oehrlein	QB	49	Parker Forque	DE	6-4	235	FR-HS	Bellaire, Texas / Episcopal
20	Ra-Sun Kazadi	DB	91	Matt Fraanje	P	6-5	204	FR-RS	Australia
20	Jayleen Record	WR	27	Ben Furgal	LB	5-11	195	SO-SQ	Southlake, Texas / Southlake Carroll
21	Donald Clay	S	10	Dylan Goffney	WR	6-2	213	FR-HS	Cypress, Texas / Bridgeland
21	Reggie Roberson, Jr.	WR	59	Will Goldberg	LB	5-10	201	SO-SQ	Santa Monica, Calif. / Harvard-Westlake
22	Brandon Epton, Jr.	RB	83	Simon Gonzalez	TE	6-4	245	SO-TR	Magnolia, Texas / Texas Tech / Magnolia
22	Karl Taylor	DB	5	Danny Gray	WR	6-2	199	SR-1L	Dallas, Texas / Blinn College / James Madison HS
23	Shaine Hailey	LB	12	Derek Green	QB	6-4	216	JR-2L	Leawood, Kan. / Rockhurst
24	Jimmy Phillips, Jr.	LB	23	Shaine Hailey	LB	5-11	222	SR-4L	Dallas, Texas / Bishop Dunne
25	Izaiah Kelley	LB	93	Brendan Hall	K/P	6-8	232	FR-HS	Springtown, Texas / Springtown
25	T.J. McDaniel	RB	89	Gage Haskin	TE/LS	6-4	236	FR-RS	North Richland Hills, Texas / Birdville
26	Montaye Dawson	RB	43	Charles Headen III	WR	5-9	198	SR-GT	Philadelphia, Pa. / Shippensburg University / LaSalle College HS
26	Sam Westfall	CB	47	Nic Heck	WR	5-9	140	FR-HS	Katy, Texas / Katy
27	Ben Furgal	LB	56	Branson Hickman	OL	6-3	308	FR-RS	McKinney, Texas / Jesuit College Prep
27	Zane Minors	RB	30	Brian Holloway	LB	6-0	239	SR-2L	League City, Texas / Kilgore College / Clear Lake
28	Blake Bedwell	RB	75	Hayden Howerton	OL	6-4	309	SR-4L	Katy, Texas / Katy
28	Luke Mabe	DB	79	Danielson Ike	OL	6-6	315	SO-1L	Kansas City, Mo. / Rockhurst
30	Carter Campbell	WR	6	T.Q. Jackson	S	6-4	197	SO-1L	Jefferson, Texas / Arkansas / Jefferson
30	Brian Holloway	LB	5	Ar'mani Johnson	CB	6-0	184	SR-2L	Missouri City, Texas / Ridge Point
31	Preston Ellison	LB	2	Cam Jones	DB	6-1	199	JR-2L	Mansfield, Texas / Nebraska / Mansfield
31	Tyler Lavine	RB	45	Jayden Jones	DE	6-4	245	FR-HS	Dallas, Texas / Parish Episcopal
32	Toby Ndukwe	LB	39	Orlando Jones	RB	5-10	242	SR-SQ	Fredericksburg, Va. / Hutchinson CC
33	Junior Aho	DT	95	Will Jones	DE	6-1	309	SR-2L	Dallas, Texas / Tyler JC / Baylor / Prestonwood Christian Academy
33	Hudson Shrum	WR	20	Ra-Sun Kazadi	DB	6-1	186	JR-2L	Waco, Texas / Jonesboro
34	John Porter	CB	25	Izaiah Kelley	LB	6-3	197	FR-HS	Lubbock, Texas / Coronado
35	Nick Lerew	LB	1	Jordan Kerley	WR	6-3	204	SO-TR	Austin, Texas / Arizona State / McNeil
36	Jadarius Thursby	LB	43	Cross Kittrell	CB	5-11	174	FR-HS	Waynesboro, Miss. / Wayne Academy
38	Carter Link	LB	31	Tyler Lavine	RB	5-11	229	JR-2L	Cedar Park, Texas / Army Preparatory Academy / Cedar Park
39	Darren Brown	DT	35	Nick Lerew	LB	6-0	228	JR-SQ	Dillsburg, Pa. / Gannon / Northern York
39	Orlando Jones	RB	96	DeVere Levelston	DE	6-5	266	JR-1L	DeSoto, Texas / Tyler JC / DeSoto
			38	Carter Link	LB	6-0	218	FR-RS	Pasadena, Calif. / Loyola High School of Los Angeles



No.	Name	Pos.	No.	Name	Pos.	Ht.	Wt.	CL-EXP	Hometown / Previous School
40	Elijah Chatman	DE	99	Harrison Loveless	DE	6-4	292	SR-2L	Cypress, Texas / Cypress Ranch
41	Isaac Slade-Matautia	LB	46	Spencer Luce	LS	6-3	210	JR-TR	Mercer Island, Wash. / Azusa Pacific / Mercer Island
42	Deuce Palmer	LB	28	Luke Mabe	DB	5-11	188	FR-TR	Colleyville, Texas / Harding / Colleyville Heritage
43	Charles Headen III	WR	53	Garrett Madison	LB	6-0	217	SO-SQ	Katy, Texas / Katy
43	Cross Kittrell	CB	0	Bryan Massey	S	5-11	198	SO-1L	Katy, Texas / Katy
44	Sam Morse	TE	14	Nolan Matthews-Harris	TE	6-6	258	SO-TR	Frisco, Texas / Arizona State / Reedy
44	Kadarius Smith	DL	92	Blake Mazza	K	5-10	186	SR-GT	Plano, Texas / Washington State / Arkansas / Plano
45	Jayden Jones	DE	25	TJ McDaniel	RB	5-11	204	SO-2L	Southlake, Texas / Southlake Carroll
46	Spencer Luce	LS	86	Tommy McIntyre	TE	6-8	272	SR-2L	Florham Park, N.J. / Cornell / St. Peter's Prep
46	Trent Strong	LB	7	Bryce McMorris	CB	6-1	192	FR-HS	Cypress, Texas / Bridgeland
47	Stone Eby	DL	27	Zane Minors	RB	6-0	198	FR-HS	Austin, Texas / Westlake
47	Nic Heck	WR	14	Richard Moore	LB	6-1	229	SR-1L	Cedar Hill, Texas / Texas A&M / Cedar Hill
48	Will Benton	LS/LB	8	Tanner Mordecai	QB	6-3	218	JR-TR	Waco, Texas / Oklahoma / Midway
49	Parker Forque	DE	78	Beau Morris	OL	6-6	310	SR-3L	Baton Rouge, La. / Blinn College / St. Michael The Archangel
49	Cole Voyles	LS	44	Sam Morse	TE	6-1	251	FR-HS	Dallas, Texas / Highland Park
50	Trevion Sneed	LB	60	Henry Mossberg	OL	6-3	325	SO-SQ	Southlake, Texas / Southlake Carroll
51	Justin Osborne	OL	32	Toby Ndukwe	LB	6-3	252	SR-3L	Richmond, Texas / George Ranch
51	Warren Walls	DE	91	Terrance Newman	DT	6-0	324	SR-3L	Duncanville, Texas / Duncanville
52	Marcus Bryant	OL	12	Isaiah Nwokobia	S	6-0	196	FR-HS	Dallas, Texas / Skyline
53	Garrett Madison	LB	18	Jacob Oehrlein	QB	6-2	208	JR-1L	Brenham, Texas / Brenham
54	Christopher Reese	DE	51	Justin Osborne	OL	6-5	312	SO-1L	Flower Mound, Texas / Auburn / Marcus
55	Gary Wiley	DE	42	Deuce Palmer	LB	6-2	221	SO-SQ	Danville, Calif. / San Ramon Valley
56	Branson Hickman	OL	90	Nelson Paul	DE	6-2	235	JR-2L	Bunnell, Fla. / Flagler Palm Coast
56	Jack Young	LB	61	Dalton Perdue	OL	6-7	336	FR-RS	El Dorado, Ark. / El Dorado
57	Cobe Bryant	OL	24	Jimmy Phillips, Jr.	LB	6-3	235	SR-3L	Mesquite, Texas / Poteet
57	Mike Williams	DT	34	John Porter	CB	6-0	200	SO-SQ	Little Elm, Texas / Narbonne
58	Tai Brooks	OL	84	Alex Quirk	TE	6-4	235	SO-SQ	Darien, Conn. / Fairleigh Dickinson / Darien
59	Will Goldberg	LB	20	Jayleen Record	WR	5-8	159	FR-HS	Dallas, Texas / James Madison HS
60	Henry Mossberg	OL	81	Ben Redding	TE	6-5	242	SR-3L	Friendswood, Texas / Friendswood
61	Dalton Perdue	OL	54	Christopher Reese	DE	6-5	292	SR-GT	Littleton, Colo. / Columbine Senior
62	Marcus Smith	OL	11	Rashee Rice	WR	6-3	206	JR-2L	North Richland Hills, Texas / Richland
64	Cameron Ervin	OL	68	Jackson Ritz	OL	6-3	303	FR-RS	Austin, Texas / Austin
67	Dylan Cordell	OL	21	Reggie Roberson, Jr.	WR	6-1	197	SR-3L	DeSoto, Texas / West Virginia / Mesquite Horn
68	Jackson Ritz	OL	13	Roderick Roberson, Jr.	S	6-0	203	SO-1L	Royse City, Texas / Royse City
69	Ben Sparks	OL	3	Delano Robinson	LB	6-2	244	SR-4L	Denton, Texas / Billy Ryan
70	Thalen Robinson	OL	70	Thalen Robinson	OL	6-6	354	SO-TR	Arlington, Texas / Missouri / Bowie
71	Jaylon Thomas	OL	4	Jahari Rogers	CB	6-1	177	FR-TR	Arlington, Texas / Florida / Arlington
74	Tyler Bailey	OL	86	Je'lin Samuels	DE	6-7	247	FR-HS	Pasadena, Texas / Sam Rayburn
75	Hayden Howerton	OL	76	Keaton Schultz	OL	6-1	293	FR-HS	Houston, Texas / Klein Cain
76	Keaton Schultz	OL	33	Hudson Shrum	WR	6-0	200	JR-JC	Southlake, Texas / Southlake Carroll
77	Alan Ali	OL	89	Alex Sickafoose	DE	6-3	266	SO-SQ	Katy, Texas / St. John XXIII
78	Beau Morris	OL	4	Tre Siggers	RB	5-9	210	SR-GT	Duncanville, Texas / North Texas / Duncanville
79	Danielson Ike	OL	41	Isaac Slade-Matautia	LB	6-1	235	JR-TR	Honolulu, Hawaii / Oregon / St. Louis School
81	Ben Redding	TE	94	Erin Smith	DL	6-5	239	FR-RS	Little Rock, Ark. / North Little Rock
82	Parker Stone	WR	44	Kadarius Smith	DL	6-4	270	SR-2L	Plano, Texas / Plano
83	Simon Gonzalez	TE	62	Marcus Smith	OL	6-4	336	FR-RS	Stafford, Texas / Stafford
84	Alex Quirk	TE	50	Trevion Sneed	LB	6-2	241	FR-HS	Mineola, Texas / Mineola
86	Tommy McIntyre	TE	69	Ben Sparks	OL	6-4	312	FR-RS	Norman, Okla. / Norman
86	Je'lin Samuels	DE	82	Parker Stone	WR	5-11	193	SO-SQ	Dallas, Texas / Parish Episcopal
88	Grant Calcaterra	TE	2	Preston Stone	QB	6-3	214	FR-HS	Dallas, Texas / Parish Episcopal
89	Gage Haskin	TE/LS	46	Trent Strong	LB	6-0	229	FR-RS	Tucson, Ariz. / Salpointe Catholic
89	Alex Sickafoose	DE	16	Josh Stupin	QB	5-11	195	FR-RS	Newport Beach, Calif. / Villa Park
90	Nelson Paul	DE	22	Karl Taylor	DB	6-0	207	FR-RS	Midland, Texas / Midland Lee
91	Matt Fraanje	P	71	Jaylon Thomas	OL	6-5	326	SR-3L	Lubbock, Texas / Coronado
91	Terrance Newman	DT	36	Jadarius Thursby	DB	6-0	186	FR-HS	Duncanville, Texas / Duncanville
92	Blake Mazza	K	6	Austin Upshaw	WR	6-1	213	SR-2L	La Porte, Texas / La Porte
92	Stephon Wright	DL	49	Cole Voyles	LS	6-1	201	JR-1L	Houston, Texas / Memorial
93	Bobby Duncum	DE	51	Warren Walls	DE	6-3	221	SO-SQ	Dallas, Texas / Bishop Lynch
93	Brendan Hall	K/P	26	Sam Westfall	CB	5-11	185	JR-1L	Saint George, Utah / Mesa C.C. / Dixie
94	Erin Smith	DL	15	Calvin Wiggins	WR	6-5	224	SO-1L	Trophy Club, Texas / Byron Nelson
95	Will Jones	DE	55	Gary Wiley	DE	6-3	246	SR-3L	Longview, Texas / Pine Tree
96	DeVere Levelston	DE	57	Mike Williams	DT	6-3	299	SR-1L	Fort Worth, Texas / Stanford / All Saints' Episcopal
97	Turner Coxie	LB	92	Stephon Wright	DL	6-4	300	JR-TR	Los Angeles, Calif. / Arizona State / Cathedral
98	Jay Bell	DL	56	Jack Young	LB	6-3	220	SO-SQ	Ladera Ranch, Calif. / St. Margaret's Episcopal School
99	Harrison Loveless	DE							

THE LAST TIME IT HAPPENED...

AN SMU TEAM ...

Had 30 or more first downs at Louisiana Tech (31), Sept. 18, 2021

Had 28 or more first downs at TCU (29), Sept. 25, 2021

Had 25 or more first downs at TCU (29), Sept. 25, 2021

Had 500 or more yards rushing vs. Tulane (519), 1982 (SMU Record)

Had 400 or more yards rushing at TCU (467), Sept. 28, 1985

Had 300 or more yards rushing at TCU (350), Sept. 25, 2021

Had 250 or more yards rushing at TCU (350), Sept. 25, 2021

Had 200 or more yards rushing at TCU (350), Sept. 25, 2021

Had 80 or more rushing attempts at Rice (80), 1973 (SMU Record)

Had 70 or more rushing attempts vs. Tulane (71), 1982

Had 60 or more rushing attempts vs. Tulane (71), 1982

Had 50 or more rushing attempts at TCU (52), Sept. 25, 2021

Had six or more rushing touchdowns at Connecticut (6), Nov. 10, 2018

Had five or more rushing touchdowns vs. SFA (5), Sept. 26, 2020

Had four or more rushing touchdowns vs. Navy (4), Oct. 31, 2020

Had three or more rushing touchdowns at ECU (3), Nov. 28, 2020

Had 500 or more yards passing vs. Temple (538), 2013

Had 450 or more yards passing vs. Memphis (474), Oct. 3, 2020

Had 400 or more yards passing at Tulane (439), Oct. 16, 2020

Had 300 or more yards passing at Louisiana Tech (395), Sept. 18, 2021

Had 70 or more pass attempts vs. Rutgers (71), 2013

Had 60 or more pass attempts at ECU (67), Oct. 4, 2014

Had 59 or more pass attempts vs. Houston (59), Oct. 7, 2017

Had 50 or more pass attempts at Louisiana Tech (50), Sept. 18, 2021

Had 40 or more completions vs. Houston (41), Oct. 7, 2017

Had 30 or more completions at Louisiana Tech (36), Sept. 18, 2021

Had seven or more passing touchdowns vs. ACU (7), Sept. 4, 2021 (SMU Record)

Had six or more passing touchdowns vs. ACU (7), Sept. 4, 2021

Had five or more passing touchdowns at Louisiana Tech (5), Sept. 18, 2021

Had four or more passing touchdowns at TCU (4), Sept. 25, 2021

Had three or more passing touchdowns at TCU (4), Sept. 25, 2021

Had five passes intercepted vs. TCU (5), 2012

Had four passes intercepted at TCU (4), 2013

Had three passes intercepted at TCU (3), Sept. 25, 2021

Had 700 yards or more total offense at UNT (710), Sept. 19, 2020

Had 650 yards or more total offense at UNT (710), Sept. 19, 2020

Had 600 yards or more total offense at UNT (710), Sept. 19, 2020

Had 550 yards or more total offense at TCU (595), Sept. 25, 2021

Had 500 yards or more total offense at TCU (595), Sept. 25, 2021

Had 450 yards or more total offense at TCU (595), Sept. 25, 2021

Had 400 yards or more total offense at TCU (595), Sept. 25, 2021

Had 300 yards passing and 250 yards rushing vs. Navy (300/255), Oct. 31, 2020

Had 90 or more plays vs. Temple (109), Oct. 19, 2019 (SMU Record)

Had 80 or more plays at TCU (80), Sept. 25, 2021

Scored 70 or more points (SMU Record) vs. Houston (72), 2012

Scored 60 or more points at UNT (65), Sept. 19, 2020

Scored 50 or more points vs. ACU (56), Sept. 4, 2021

Scored 40 or more points at TCU (42), Sept. 25, 2021

Scored 50+ points in consecutive games at UNT (65) Sept. 19, 2020 & vs. SFA (50), Sept. 26, 2020

Allowed 70 or more points vs. Navy (75), Nov. 26, 2016

Allowed 60 or more points at Memphis (66), Nov. 18, 2017

Allowed 50 or more points at ECU (52), Nov. 28, 2020

Allowed 45 or more points at ECU (52), Nov. 28, 2020

Allowed 40 or more points at ECU (52), Nov. 28, 2020

Had 10 or more sacks at USF (10), Sept. 28, 2019 (SMU record)

Had 7 or more sacks at Houston (7), Oct. 24, 2019

Had 5 or more sacks vs. SFA (5), Sept. 26, 2020

Allowed 8 or more sacks vs. ECU (8), Oct. 3, 2015

Allowed 5 or more sacks at Tulsa (5), Nov. 24, 2018

Did not allow a sack at TCU, Sept. 25, 2021

Lost five or more fumbles at Oregon St. (6), 1973

Lost four or more fumbles at Memphis (4), Nov. 28, 2015

Did not commit a turnover at Louisiana Tech, Sept. 18, 2021

Had two 100-yard rushers in a game (RB/RB) U. Bentley IV (104) & TJ McDaniel (104) vs. SFA, Sept. 26, 2020

Had two 100-yard rushers in a game (QB/RB) M. Davis (156) & X. Jones (117) vs. Tulane, 2015

Had two players rush for two or more touchdowns U. Bentley (2) & T. Lavine (2) vs. Navy, Oct. 31, 2020

Had three or more 100-yard receivers in a game R. Rice (139), D. Gray (133), T. Page (101) at Tulane, Oct. 16, 2020

Had two or more 100-yard receivers in a game K. Granson (149), T. Page (131) at Temple, Nov. 7, 2020

Had two receivers catch 10+ passes in a game T. Quinn (17) & C. Sutton (11) at Houston (544), Oct. 7, 2017

Had three receivers catch 7+ passes in a game D. Joseph (13), S. Nelson (9) & D. Thompson (7) at ECU, Oct. 4, 2014

Had 12 or more receivers catch a pass in a game vs. ACU (12), Sept. 4, 2021

Had 10 or more receivers catch a pass in a game at Louisiana Tech (11), Sept. 18, 2021

Had two 100-yard passers in a game B. Hicks (112) & R. Peavey (110) vs. SFA, Sept. 2, 2017

Had one 100-yard rusher & one 100-yard receiver in a game U. Bentley IV (153) & D. Gray (130) at TCU, Sept. 25, 2021

Had two 100-yard rushers & one 100-yard receiver in a game X. Jones (133)/K. Freeman (116) & J. Proche (101), at Connecticut, Nov. 10, 2018

Had one 100-yard rusher & two 100-yard receivers in a game U. Bentley IV (227) & R. Roberson Jr. (103)/R. Rice (102) at UNT, Sept. 19, 2020

Had three players over 150 all-purpose yards C. Sutton (166), K. Freeman (159) & H. Richardson (150) at ECU, Nov. 12, 2016

Had four players over 100 all-purpose yards U. Bentley IV (248), D. Gray (132), R. Roberson Jr. (128) & R. Rice (102) at UNT, Sept. 19, 2020

Did not punt at Navy, 1998

Had a PAT kick blocked at TCU, Sept. 25, 2021

Had a field goal blocked at Tulsa, Nov. 24, 2018

Had a punt blocked vs ECU, Oct. 3, 2015

Recovered an onside kick A.J. Justice vs. JMU, Sept. 26, 2015

Had two or more blocked kicks J. Lawler (FG) & R. Becker (P) vs. Connecticut, Sept. 30, 2017

Defeated a ranked opponent vs. No. 25 Memphis (30-27), Oct. 3, 2020

Was held scoreless at Memphis, Nov. 28, 2015 (Lost 63-0)

Was held scoreless on the road at Memphis Nov. 28, 2015 (Lost 63-0)

Was held scoreless at home vs. TCU, Sept. 27, 2014 (Lost 56-0)

Was held scoreless at a neutral site Rose Bowl (Stanford 7-0), Jan. 1, 1936

Held an opponent scoreless on the road at UTEP (17-0), 2012

Held an opponent scoreless at home vs. SFA (52-0), 2012

Held an opponent scoreless at a neutral site vs. College of Pacific at Tyler, Texas (34-0), 1941

Held an opponent scoreless for three quarters vs. USF, Nov. 15, 2014 (Lost 14-13)

Won an overtime game at Tulane, Oct. 16, 2020 (37-34 OT)

Lost an overtime game vs. Cincinnati, Oct. 27, 2018 (26-20 OT)

Won a game on the last play at Louisiana Tech, Sept. 18, 2021 (39-27), T. Mordecai 33-yr pass to Re. Roberson, Jr.

Held an opponent to no offensive touchdowns at UTEP, 2012

Held opponent to 10 or less first downs at USF (10), 2013

Held an opponent to 100 or less rushing yards vs. SFA (51), Sept. 26, 2020

Held opponent to 50 or less rushing yards vs. Texas State (16), Sept. 14, 2019

Held opponent to negative rushing yards vs. Connecticut (-8), Sept. 30, 2017

Held opponent to 100 or less passing yards vs. Navy (25), Sept. 22, 2018

Held opponent to 50 or less passing yards vs. Navy (25), Sept. 22, 2018

Had 11 or more TFLs vs. Navy (12.0), Oct. 31, 2020

Had 10 or more TFLs vs. Navy (12.0), Oct. 31, 2020

Intercepted five or more passes vs. Houston (6), 2012

Intercepted four or more passes vs. Liberty (4), Sept. 17, 2016

Intercepted three or more passes vs. ACU (3), Sept. 4, 2021

Had multiple interceptions in consecutive games 2 vs. ACU Sept. 4, 2021, vs. UNT Sept. 11, 2021

Had four or more fumble recoveries at Connecticut (4), Dec. 6, 2014

Had three or more fumble recoveries at TCU (3), Sept. 21, 2019

Registered ten or more takeaways vs. Stephen F. Austin (10), Sept. 8, 2012 (SMU Record)

Registered nine or more takeaways vs. Houston (9), Oct. 18, 2012

Registered eight or more takeaways vs. Houston (9), Oct. 18, 2012



Registered seven or more takeaways vs. Houston (9), Oct. 18, 2012

Registered six or more takeaways vs. Houston (9), Oct. 18, 2012

Registered five or more takeaways at East Carolina (5), Nov. 12, 2016

Registered four or more takeaways vs. ACU (4), Sept. 4, 2021

Had 2 defensive TDs in a game Jordan Wyatt (2 - INT, FR) vs. Stephen F. Austin, Sept. 2, 2017

Had 2 interceptions TDs in a game Horace Richardson (2) at East Carolina, Nov. 12, 2016

Held opponent to 300 or less yards total offense vs. Temple (273), Oct. 19, 2019

Held opponent to 200 or less yards total offense vs. Southern Miss (178), 2012

Had 10 or more penalties at Tulsa (11), Nov. 14, 2020

Did not commit a penalty vs. Tulane, Nov. 30, 2019

Had 100 or more yards in penalties at Memphis (108), Nov. 2, 2019

Scored a safety vs. SFA, Sept. 26, 2020

Scored a two-point conversion at TCU (B. Redding rush), Sept. 25, 2021

Converted 5+ 4th Downs vs. ECU (5 of 5), Nov. 9, 2019

Converted 4+ 4th Downs vs. ECU (5 of 5), Nov. 9, 2019

AN SMU PLAYER ...

Rushed 35 or more times Keylon Kincade (36) at Tulsa, 2003

Rushed 30 or more times Zach Line (30) at ECU, 2010

Rushed for 200 or more yards Ulysses Bentley IV (227) at UNT, Sept. 19, 2020

Rushed for 100 or more yards U. Bentley IV (153), T. Siggers (110) at TCU, Sept. 25, 2021

Rushed for four or more touchdowns Zach Line (5) vs. Northwestern St., 2011

Rushed for three or more touchdowns Ulysses Bentley IV (3) at UNT, Sept. 19, 2020

Rushed for two or more touchdowns Tyler Lavine (2) at ECU, Nov. 28, 2020

Had a run of 80 or more yards Ulysses Bentley IV (85) vs. UNT, Sept. 11, 2021

Had a run of 80 or more yards Ulysses Bentley IV (85) vs. UNT, Sept. 11, 2021

Had a run of 70 or more yards Ulysses Bentley IV (85) vs. UNT, Sept. 11, 2021

Had a run of 60 or more yards Ulysses Bentley IV (85) vs. UNT, Sept. 11, 2021

Had a run of 50 or more yards Ulysses Bentley IV (85) vs. UNT, Sept. 11, 2021

Had a run of 40 or more yards Tre Siggers (46) at TCU, Sept. 25, 2021

Passed for 500 or more yards Garrett Gilbert (538) vs. Temple, 2013

Passed for 400 or more yards Shane Buechele (474) vs. Memphis, Oct. 3, 2020

Passed for 350 or more yards Tanner Mordecai (395) at Louisiana Tech, Sept. 18, 2021

Passed for 300 or more yards Tanner Mordecai (395) at Louisiana Tech, Sept. 18, 2021

Attempted 58 or more passes Ben Hicks (58) at Houston, Oct. 7, 2017

Attempted 55 or more passes Ben Hicks (55) vs. Memphis, Nov. 16, 2018

Attempted 50 or more passes Shane Buechele (50) at ECU, Nov. 28, 2020

Completed 40 or more passes Ben Hicks (41) at Houston, Oct. 7, 2017

Completed 30 or more passes Tanner Mordecai (36) at Louisiana Tech, Sept. 18, 2021

Threw seven or more touchdown passes Tanner Mordecai (7) vs. ACU, Sept. 4, 2021 (SMU Record)

Threw six or more touchdown passes Tanner Mordecai (7) vs. ACU, Sept. 4, 2021 (SMU Record)

Threw five or more touchdown passes Tanner Mordecai (5) at Louisiana Tech, Sept. 18, 2021

Threw four or more touchdown passes Tanner Mordecai (4) at TCU, Sept. 25, 2021

Threw three or more touchdown passes Tanner Mordecai (4) at TCU, Sept. 25, 2021

A non-QB threw touchdown Ke'mon Freeman to Ryan Becker (2 yards) at FAU, Dec. 21, 2019

Completed a pass for 90 or more yards William Brown to Tyler Page (92) vs. HBU, Sept. 29, 2018

Completed a pass for 80 or more yards Shane Buechele to Reggie Roberson, Jr. (85) vs. Memphis, Oct. 3, 2020

Had 600 or more yards total offense Garrett Gilbert (635) vs. Temple, 2013

Had 500 or more yards total offense Shane Buechele (501) vs. Memphis, Oct. 3, 2020

Had 400 or more yards total offense Tanner Mordecai (446) at Louisiana Tech, Sept. 18, 2021

Had 300 yards passing and 100 yards rushing Justin Willis (375 pass, 114 rush) at Memphis, 2007

Had 200 yards passing and 100 yards rushing Matt Davis (212 pass, 181 rush) at Tulsa, Nov. 8, 2014

Had 100 yards both passing and rushing Matt Davis (165 pass, 156 rush) vs. Tulane, 2015

Accounted for seven or more touchdowns Garrett Gilbert (7 - 5 pass, 2 rush) vs. Rutgers, 2013

Accounted for six or more touchdowns Shane Buechele (6 pass) vs. Temple, Oct. 19, 2019 (SMU Record)

Caught 15 or more passes Trey Quinn at Cincinnati (17), Oct. 21, 2017

Caught 10 or more passes James Proche (14) vs. ECU, Nov. 9, 2019

Had 250 or more yards receiving Reggie Roberson Jr. (250) vs. Temple, Oct. 19, 2019

Had 200 or more yards receiving Reggie Roberson Jr. (243) vs. Memphis, Oct. 3, 2020

Had 150 or more yards receiving Reggie Roberson Jr. (243) vs. Memphis, Oct. 3, 2020

Had 100 or more yards receiving Danhy Gray (130) at TCU, Sept. 25, 2021

Caught three or more TD passes Kylen Granson (3) vs. ECU, Nov. 9, 2019

Caught two or more TD passes Rashee Rice (2) at Louisiana Tech, Sept. 18, 2021

Three receivers caught multiple TD passes D. Gray, G. Calcaterra, N. Matthews-Harris (2) vs. ACU, Sept. 4, 2021 (SMU Record)

Had a TD catch in 12 straight games James Proche vs. UNT, Texas State, at TCU, at USF, Tulsa, Temple, at Houston, at Memphis, ECU, at Navy, Tulane, at FAU 2019

Had a TD catch in 11 straight games James Proche vs. UNT, Texas State, at TCU, at USF, Tulsa, Temple, at Houston, at Memphis, ECU, at Navy, Tulane, at FAU 2019

Had a TD catch in ten straight games James Proche vs. UNT, Texas State, at TCU, at USF, Tulsa, Temple, at Houston, at Memphis, ECU, at Navy, Tulane, at FAU 2019

Had a TD catch in nine straight games James Proche vs. UNT, Texas State, at TCU, at USF, Tulsa, Temple, at Houston, at Memphis, ECU, at Navy, Tulane, at FAU 2019

Had a TD catch in eight straight games James Proche vs. UNT, Texas State, at TCU, at USF, Tulsa, Temple, at Houston, at Memphis, ECU, at Navy, Tulane, at FAU 2019

Had a TD catch in seven straight games James Proche vs. UNT, Texas State, at TCU, at USF, Tulsa, Temple, at Houston, at Memphis, ECU, at Navy, Tulane, at FAU 2019

Had a TD catch in six straight games James Proche vs. UNT, Texas State, at TCU, at USF, Tulsa, Temple, at Houston, at Memphis, ECU, at Navy, Tulane, at FAU 2019

Had a TD catch in five straight games James Proche vs. UNT, Texas State, at TCU, at USF, Tulsa, Temple, at Houston, at Memphis, ECU, at Navy, Tulane, at FAU 2019

Had a TD catch in four straight games R. Rice, D. Gray ACU, UNT, at La. Tech, at TCU 2021

Had a TD catch in three straight games R. Rice, D. Gray ACU, UNT, at La. Tech, at TCU 2021

Had three players with multiple TDs D. Gray, G. Calcaterra, N. Matthews-Harris (2) vs. ACU, Sept. 4, 2021 (SMU Record)

Had two players with multiple touchdowns D. Gray, G. Calcaterra, N. Matthews-Harris (2) vs. ACU, Sept. 4, 2021 (SMU Record)

Had 10 or more catches in a half Trey Quinn (11) vs. Connecticut, Sept. 30, 2017 (SMU Record)

Made four field goals Josh Williams (4) vs. Tulsa, Oct. 7, 2016 (Ties SMU Record)

Made a field goal of 50 or more yards Chris Naggar (57) at Tulane, Oct. 16, 2020

Scored four or more touchdowns Courtland Sutton (4) vs. North Texas, Sept. 9, 2017

Punted 10 or more times Jamie Sackville (11) vs. TCU, Sept. 7, 2018

Had a punt of 70 or more yards Trevor Denbow (72) vs. Temple, Oct. 19, 2019

Had a punt of 65 or more yards Matt Fraanje (67) vs. ACU, Sept. 4, 2021

Had a punt of 60 or more yards Matt Fraanje (67) vs. ACU, Sept. 4, 2021

Had at least four punts of 50 or more yards Jackson Koonce (4), vs. Texas A&M, Sept. 20, 2014

Had four or more sacks Justin Lawler (4) vs. Connecticut, Sept. 30, 2017 (SMU Record)

Had three or more sacks Patrick Nelson (3) vs. Texas State, Sept. 14, 2019

Had four or more tackles for loss J. Lawler & K. Mitchell (4) vs. Connecticut, Sept. 30, 2017

Have two sacks in consecutive games Patrick Nelson vs. Temple (2.0), at Houston (2.5)

Had 15 or more tackles Rodney Clemons, Jordan Williams (15) vs. Navy, Sept. 22, 2018

Had 10 or more tackles Delano Robinson (10) at UNT, Sept. 19, 2020

Intercepted four or more passes Wes Hopkins (4) at Houston, 1981

Intercepted three or more passes Devin Lowery (3) vs. Marshall, 2006

Intercepted two or more passes Ar'mani Johnson (2) vs. Tulsa, Oct. 5, 2019

Recovered two or more fumbles Kevin Pope (2) vs. Houston, 2012

Forced two or more fumbles Gary Wiley & Trevor Denbow vs. SFA (13.0), Sept. 26, 2020

Had 2 defensive TDs in a game Jordan Wyatt (2 - INT, FR) vs. Stephen F. Austin, Sept. 2, 2017 6th player in FBS history with INT & FR TD

Had 2 interceptions TDs in a game Horace Richardson (2) at East Carolina, Nov. 12, 2016

Returned a punt for a TD JaBryce Taylor (55) vs. Montana St., 2013

Returned a kickoff for a TD CJ Sanders (100 yards) at Navy, Nov. 23, 2019

Returned an interception for a TD Brandon Crossley (18 yards) at Tulsa Nov. 14, 2020

Returned a fumble for a TD Jordan Wyatt (0 yards) vs. Stephen F. Austin, Sept. 2, 2017

Blocked a punt Trevor Denbow vs. ACU, Sept. 4, 2021

Blocked a field goal Robert Hayes Jr. at FAU, Dec. 21, 2019

Returned a blocked FGA for a TD Rodney Clemons (45 yards) at Tulsa, Nov. 24, 2018

Blocked a PAT kick Rodney Clemons vs. Tulsa, Oct. 5, 2019

Blocked two more PAT on the season Zach Wood vs. (2) Tulsa, at Navy

Returned a PAT kick for two points Mikial Onu at Navy, Nov. 11, 2017



2021 RECAPS

SEPT. 4, 2021 - FORD STADIUM - DALLAS, TEXAS

ACU	9
[-/RV] SMU	56

DALLAS (AP) -- Tanner Mordecai threw a school-record seven touchdowns - five coming in the first half - and SMU broke it open in the second quarter and went on to beat Abilene Christian 56-9 on Sept. 4 in a season opener.

A transfer from Oklahoma, Mordecai's seven touchdowns tied the American Athletic Conference record.

Mordecai threw scoring passes of 21 and 8 yards to Grant Calcaterra in the first quarter, and early in the second, for a 14-0 lead.

Later, in the second, he connected with Danny Gray on scoring plays of 30 and 27 yards. Then, with 29 seconds before halftime, Mordecai threw a 30-yard score to Rashee Rice and the Mustangs led 35-3 at intermission.

Mordecai completed 24 of 30 pass attempts for 317 yards while seven different ball carriers tallied 171 yards on the ground.

SCORING SUMMARY

ACU	0	3	6	0	9
SMU	7	28	14	7	56

Qtr	Time	Scoring play
1st	11:19	MUSTANGS - Calcaterra,G. 21 yd pass from, Mordecai,T. (Mazza,B. kick)
2nd	10:55	MUSTANGS - Calcaterra,G. 8 yd pass from, Mordecai,T. (Mazza,B. kick)
	7:41	MUSTANGS - Gray,D. 30 yd pass from, Mordecai,T. (Mazza,B. kick)
	5:01	MUSTANGS - Gray,D. 27 yd pass from, Mordecai,T. (Mazza,B. kick)
	3:06	WILDCATS - Zepeda,B. 47 yd field goal
	0:29	MUSTANGS - Rice,R. 30 yd pass from, Mordecai,T. (Mazza,B. kick)
3rd	10:33	MUSTANGS - Matthews-Harris,N. 8 yd pass from, Mordecai,T. (Mazza,B. kick)
	4:38	WILDCATS - Clark,K. 11 yd pass, from Garrett Jr.,M. (Earle,Stone kick failed)
	0:46	MUSTANGS - Matthews-Harris,N. 31 yd pass from, Mordecai,T. (Mazza,B. kick)
4th	11:44	MUSTANGS - Epton, Jr.,B. 2 yd run (Hall,B. kick)

TEAM STATS

	ACU	SMU
FIRST DOWNS	14	27
RUSHES-YARDS (NET)	28-119	38-171
PASSING YDS (NET)	213	319
Passes Att-Comp-Int	36-15-3	35-26-0
TOTAL OFFENSE PLAYS-YARDS	64-332	73-490
Fumble Returns-Yards	0-0	0-0
Punt Returns-Yards	0-4	0-20
Kickoff Returns-Yards	5-79	0-0
Interception Returns-Yards	0-0	3-57
Punts (Number-Avg)	6-39.0	3-52.0
Fumbles-Lost	3-1	1-0
Penalties-Yards	6-38	2-10
Possession Time	28:22	31:38
Third-Down Conversions	5 of 16	5 of 12
Fourth-Down Conversions	1 of 2	2 of 2
Red-Zone Scores-Chances	1-3	3-4
Sacks By: Number-Yards	0-0	2-0

RUSHING: Abilene Christian-Mansell,Peyton 2-33; Earle,Stone 8-26; White,Tyrese 6-25; Walton,Quae 2-15; Dobbins,Jermiah 7-14; Smith,Anthony 2-5; Johnson,Davion 1-1. SMU-Bentley IV,Ulys 10-48; Siggers,Tre 11-46; Lavine,Tyler 4-31; Gray,Danny 1-27; Bedwell,Blake 4-20; Epton, Jr.,Bran 4-6; Green,Derek 2-4; Mordecai,Tanner 1-0; TEAM 1-minus 11.

PASSING: Abilene Christian-Earle,Stone 13-28-2-160; Mansell,Peyton 2-8-1-53. SMU-Mordecai,Tanner 24-30-0-317; Green,Derek 2-5-0-2.

RECEIVING: Abilene Christian-Clark,Kobe 6-89; Spadone,Alex 2-19; Holman,Denver 2-19; Lewis,Darius 2-8; Lutz,Remington 1-59; Johnson,Davion 1-16; Walton,Quae 1-3. SMU-Gray,Danny 4-72; Roberson, Jr.,R 3-59; Calcaterra,Gran 3-51; Matthews,Nolan 3-50; Rice,Rashee 2-35; Upshaw,Austin 2-23; Lavine,Tyler 2-7; Bentley IV,Ulys 2-1; Siggers,Tre 2-minus 7; Kerley,Jordan 1-15; McIntyre,Tommy 1-10; Goffney,Dylan 1-3.

SEPT. 11, 2021 - FORD STADIUM - DALLAS, TEXAS

NORTH TEXAS	12
[-/RV] SMU	35

DALLAS (AP) -- Tanner Mordecai passed for 312 yards and four touchdowns and SMU dominated the second half for a 35-12 victory over North Texas in non-conference play on Saturday.

Neither team had much offense in the first half. North Texas managed two Ethan Mooney field goals to grab a 6-0 lead. The Mustangs (2-0) didn't score until Mordecai found Rashee Rice for a 62-yard TD with 3:50 left in the second quarter. SMU never trailed again.

Mordecai fired a 58-yard scoring strike to Danny Gray on the Mustangs' second possession of the third quarter for a 14-6 lead. Jace Ruder had the answer for the Mean Green (1-1) — connecting with Isaiah Johnson for a 23-yard TD — before seeing his two-point pass attempt fall incomplete, leaving North Texas trailing 14-12.

Mordecai stretched SMU's lead to 21-12 by the end of the third quarter with a 29-yard TD strike to Grant Calcaterra. Ulysses Bentley IV took over in the final quarter — scoring on a 19-yard pass from Mordecai before ripping off an 85-yard TD run to cap the scoring.

Mordecai completed 21 of 33 passes with two interceptions. Bentley rushed just 10 times and finished with 141 of SMU's 226 yards on the ground.

SCORING SUMMARY

NORTH TEXAS	3	3	6	0	12
SMU	0	7	14	14	35

Qtr	Time	Scoring play
1st	9:29	MEANGRE - Mooney,E. 19 yd field goal
2nd	13:52	MEANGRE - Mooney,E. 22 yd field goal
	3:50	MUSTANGS - Rice,R. 62 yd pass from, Mordecai,T. (Mazza,B. kick)
3rd	11:13	MUSTANGS - Gray,D. 58 yd pass from, Mordecai,T. (Mazza,B. kick)
	6:12	MEANGRE - Johnson,I. 23 yd pass, Ruder, J. (Ruder,J. kick failed)
	5:01	MUSTANGS - Calcaterra,G. 29 yd pass from, Mordecai,T. (Mazza,B. kick)
4th	11:17	MUSTANGS - Bentley IV,U. 19 yd pass from, Mordecai,T. (Mazza,B. kick)
	7:37	MUSTANGS - Bentley IV,U. 85 yd run (Mazza,B. kick)

TEAM STATS

	UNT	SMU
FIRST DOWNS	23	20
RUSHES-YARDS (NET)	41-122	31-225
PASSING YDS (NET)	384	311
Passes Att-Comp-Int	55-34-2	33-21-2
TOTAL OFFENSE PLAYS-YARDS	96-506	64-536
Fumble Returns-Yards	0-0	0-0
Punt Returns-Yards	0-0	0-2
Kickoff Returns-Yards	3-65	3-72
Interception Returns-Yards	2-16	2-17
Punts (Number-Avg)	7-40.7	6-39.3
Fumbles-Lost	5-0	2-2
Penalties-Yards	12-100	6-70
Possession Time	36:06	23:54
Third-Down Conversions	4 of 18	3 of 11
Fourth-Down Conversions	0 of 4	0 of 1
Red-Zone Scores-Chances	2-5	1-2
Sacks By: Number-Yards	0-0	2-0

RUSHING: North Texas-Torrey,DeAndre 16-71; Thompson,Loronz 1-31; Ragsdale,Ikaika 4-19; Ruder,Jace 10-15; Johnson,Isaiah 6-11; Aune,Austin 2-minus 1; TEAM 2-minus 24. SMU-Bentley IV,Ulys 10-141; Siggers,Tre 10-51; Mordecai,Tanner 7-33; Lavine,Tyler 2-2; TEAM 2-minus 2.

PASSING: North Texas-Ruder,Jace 32-51-2-366; Aune,Austin 2-4-0-18. SMU-Mordecai,Tanner 21-33-2-311.

RECEIVING: North Texas-Burns,Roderic 12-141; Shorter,Jyair 6-107; Pirtle,Jason 5-43; Johnson,Isaiah 3-32; Roberts,Jake 3-24; Bush,Tommy 1-22; Torrey,DeAndre 1-10; Jackson,Bryson 1-4; Thompson,Loronz 1-1; Ragsdale,Ikaika 1-0. SMU-Gray,Danny 5-87; Roberson, Jr.,R 5-41; Rice,Rashee 4-99; Calcaterra,Gran 2-39; Bentley IV,Ulys 2-21; McIntyre,Tommy 1-18; Kerley,Jordan 1-7; Lavine,Tyler 1-minus 1.



SEPT. 18, 2021 - JOE AILLET STADIUM - RUSTON, LA.	
[-/RV] SMU	39
LOUISIANA TECH	37

RUSTON, La. (AP) -- Tanner Mordecai threw a 33-yard touchdown pass to Reggie Roberson Jr. on the final play to give SMU a 39-37 win at Louisiana Tech in a non-conference game on Sept. 18.

Austin Kendall fired an 11-yard strike to Marcus Williams Jr. with 5:07 left, then set up a 38-yard field goal by Cesar Barajas to give Louisiana Tech a 37-33 advantage with :36 to play.

Mordecai drove the Mustangs 73 yards in six plays for the game winner.

The game featured former Oklahoma quarterbacks as opposing starters. Both Mordecai and Kendall were Sooners in 2018 before both opted to transfer. Mordecai is a fourth-year junior. Kendall is a sixth-year graduate transfer.

Mordecai finished 36 of 48 for 395 yards and five touchdowns. Kendall was 24 of 41 for 351 yards and four touchdowns, but was picked off once and ran for a score.

SMU (3-0) put up 579 yards of offense and did not turn the ball over. Louisiana Tech (1-2) had 483 yards of offense with a turnover.

Both quarterbacks hit first-quarter bombs. Kendall hit Tre Harris for a 62-yard touchdown in the first quarter and found him again in the third from 11-yards out. Mordecai hit Rashee Rice with a 41-yard strike in the first quarter.

SCORING SUMMARY

SMU	7	9	17	6	39
Louisiana Tech	7	7	14	9	37

Qtr	Time	Scoring play
1st	6:22	LATECH - Harris,T. 62 yd pass from, Kendall, A. (Barnes,J. kick)
	3:13	SMU - Rice,R. 41 yd pass from, Mordecai,T. (Mazza,B. kick)
	0:30	LATECH - Emilus,S. 11 yd pass from, Kendall, A. (Barnes,J. kick)
2nd	3:30	SMU - Gray,D. 17 yd pass from, Mordecai,T. (Mazza,B. kick failed)
	0:00	SMU - Mazza,B. 29 yd field goal
	12:09	SMU - Kerley,J. 18 yd pass from, Mordecai,T. , Mordecai,T.
3rd	10:30	LATECH - Harris,T. 11 yd pass from, Kendall, A. (Barnes,J. kick)
	7:55	SMU - Mazza,B. 24 yd field goal
	5:25	LATECH - Kendall,A. 3 yd run (Barnes,J. kick)
	0:24	SMU - Rice,R. 5 yd pass from, Mordecai,T. (Mazza, B. kick)
	5:07	LATECH - Williams Jr.,M. 6 yd pass from, Kendall, A. (Kendall,A. kick failed)
4th	0:36	LATECH - Barnes,J. 47 yd field goal
	0:00	SMU - Roberson, Jr.,Re. 33 yd pass from, Mordecai,T.

TEAM STATS

	SMU	LATECH
FIRST DOWNS	31	24
RUSHES-YARDS (NET)	38-183	30-132
PASSING YDS (NET)	395	351
Passes Att-Comp-Int	50-36-0	39-24-1
TOTAL OFFENSE PLAYS-YARDS	88-578	69-483
Fumble Returns-Yards	0-0	0-0
Punt Returns-Yards	0-5	0-0
Kickoff Returns-Yards	6-125	0-0
Interception Returns-Yards	1-35	0-0
Punts (Number-Avg)	4-41.8	5-38.6
Fumbles-Lost	0-0	1-0
Penalties-Yards	8-85	8-41
Possession Time	32:37	27:23
Third-Down Conversions	8 of 16	5 of 11
Fourth-Down Conversions	0 of 2	0 of 0
Red-Zone Scores-Chances	5-6	4-4
Sacks By: Number-Yards	1-0	0-0

RUSHING: SMU-Bentley IV,Ullys 13-61; Mordecai,Tanner 8-51; Siggers,Tre 13-50; Gray,Danny 2-13; Lavine,Tyler 2-8. Louisiana Tech-Williams Jr.,Ma 13-65; Garner,Greg 7-42; Kendall,Austin 6-20; Dixon,Harlan 3-5; Dominique,Kevin 1-0.

PASSING: SMU-Mordecai,Tanner 36-48-0-395; TEAM 0-2-0-0. Louisiana Tech-Kendall,Austin 24-39-1-351.

RECEIVING: SMU-Calcaterra,Gran 7-103; Gray,Danny 7-69; Roberson, Jr.,R 6-71; Rice,Rashee 4-73; Kerley,Jordan 3-39; Bentley IV,Ullys 2-11; Siggers,Tre 2-9; Upshaw,Austin 2-6; McIntyre,Tommy 1-9; Matthews,Nolan 1-3; Daniels, Jr.,Ro 1-2. Louisiana Tech-Harris,Smoke 6-55; Harris,Tre 5-102; Emilus,Samuel 3-57; Hebert,Griffin 3-14; Means,Bub 2-43; Williams Jr.,Ma 2-19; Rieder,Carson 1-48; Maxwell,Kyle 1-9; Garner,Greg 1-4.

SEPT. 25, 2021 - AMON G. CARTER STADIUM - FORT WORTH, TEXAS	
[-/RV] SMU	42
[RV/RV] TCU	34

FORT WORTH, Texas (AP) — Tanner Mordecai added to his nation-leading total in touchdown passes with four more and SMU overcame his three interceptions in a 42-34 victory over TCU on Sept. 5 in the 100th meeting of the Dallas-Fort Worth rivals.

Ulysses Bentley IV ran for 153 yards and a touchdown and Danny Gray had 130 yards receiving, including a 68-yard catch-and-run for a score during a torrid start for both teams.

After last year's Iron Skillet game was called off because of COVID-19 issues in TCU's program, the Mustangs earned consecutive victories over the Horned Frogs for the first time since 1992-93.

Mordecai was 17 of 28 for 245 yards and is up to 20 TD passes for the season. SMU (4-0) limited TCU to a pair of field goals after interceptions that put the Horned Frogs (2-1) inside the Mustangs' 25-yard line twice.

The third pick by Mordecai was in the TCU end zone on a failed fourth-down try from the 3 on the final play of the first half, when coach Sonny Dykes went for the TD instead of a short field goal in a 21-21 game.

The Mustangs got the ball back in the exact same spot on the first play of the second half when Turner Coxe forced a fumble on a sack of Max Duggan and DeVere Levelston recovered. Bentley scored the tiebreaking TD from the 1 two plays later.

The teams scored two touchdowns apiece within the first eight minutes, and Evans put the Horned Frogs up 21-14 with a career-long catch of 46 yards on a screen for a TD. Reggie Roberson scored for SMU less than three minutes later.

SCORING SUMMARY

SMU	14	7	14	7	42
TCU	14	7	6	7	34

Scoring Summary:

1st	14:08	SMU - Gray,D. 68 yd pass from Mordecai,T. (Mazza,B. kick failed)
	10:48	TCU - Miller,K. 20 yd run (Kell,G. kick)
	8:44	SMU - Mordecai,T. 4 yd run (Redding,B. rush)
2nd	7:14	TCU - Davis,D. 13 yd pass from Duggan,M. (Kell,G. kick)
	13:31	TCU - Evans,Z. 46 yd pass from Duggan,M. (Kell,G. kick)
	10:49	SMU - Roberson, Jr.,R. 29 yd pass from Mordecai,T. (Mazza,B. kick)
3rd	14:19	SMU - Bentley IV,U. 1 yd run (Mazza,B. kick)
	10:27	TCU - Kell,G. 40 yd field goal
	7:09	SMU - Rice,R. 11 yd pass from Mordecai,T. (Mazza,B. kick)
	0:22	TCU - Kell,G. 30 yd field goal
4th	12:19	SMU - Kerley,J. 26 yd pass from Mordecai,T. (Mazza,Blake kick)
	4:05	TCU - Barber,T. 21 yd pass from Duggan,M. (Kell,G. kick)

TEAM STATS

	SMU	TCU
FIRST DOWNS	29	20
RUSHES-YARDS (NET)	52-350	30-170
PASSING YDS (NET)	245	276
Passes Att-Comp-Int	28-17-3	28-16-0
TOTAL OFFENSE PLAYS-YARDS	80-595	58-446
Fumble Returns-Yards	0-0	1-47
Punt Returns-Yards	0-0	0-0
Kickoff Returns-Yards	2-30	3-93
Interception Returns-Yards	0-0	3-5
Punts (Number-Avg)	2-35.0	2-44.0
Fumbles-Lost	0-0	2-1
Penalties-Yards	4-30	9-61
Possession Time	33:52	26:08
Third-Down Conversions	8 of 12	6 of 12
Fourth-Down Conversions	0 of 1	0 of 1
Red-Zone Scores-Chances	3-4	4-4
Sacks By: Number-Yards	2-14	0-0

RUSHING: SMU-Bentley IV,Ullys 20-153; Siggers,Tre 18-110; Lavine,Tyler 8-52; Mordecai,Tanner 4-37; TEAM 2-minus 2. TCU-Evans,Zach 15-113; Duggan,Max 10-30; Miller,Kendre 5-27.

PASSING: SMU-Mordecai,Tanner 17-28-3-245. TCU-Duggan,Max 16-28-0-276.

RECEIVING: SMU-Gray,Danny 4-130; Rice,Rashee 4-20; Roberson, Jr.,R 3-40; Bentley IV,Ullys 2-13; Kerley,Jordan 1-26; Daniels, Jr.,Ro 1-10; Calcaterra,Gran 1-9; Upshaw,Austin 1-minus 3. TCU-Barber,Taye 5-114; Evans,Zach 3-70; Spielman,JD 3-54; Davis,Derius 2-17; Conwright,Blair 1-14; Miller,Kendre 1-7; Brown,Quincy 1-0.



SONNY DYKES

HEAD COACH

TEXAS TECH, 1993

COACHDYKES@SMU

In just three seasons on the Hilltop, Sonny Dykes has transformed SMU Football into a conference championship contender and launched them into the Top 25.

Dykes was named Head Football Coach at SMU on Dec. 11, 2017, arriving on the Hilltop after head coaching stints at Cal and Louisiana Tech.

Year three under Dykes saw the Mustangs earn a bid to the Frisco Bowl and finish 7-3, bringing Dykes' record on the Hilltop to 22-14. He became just the fourth Mustang head coach to win 20 games in his first three seasons at the helm of the program (Matty Bell, Ray Morrison & Bobby Collins). The seven wins were the first in back-to-back seasons since the 2011-12 seasons, and the bowl bid was the second in three seasons under Dykes. The Mustangs reached No. 16 in both the AP and Coaches Polls during the season and were ranked or receiving votes in at least one poll every week in 2020.

SMU earned top-10 national rankings in fumbles recovered (8th, 10) and red zone offense (9th, .920) and were in the top 20 in total offense (12th, 494.5), passing offense (13th, 318.0), scoring offense (15th, 38.6) and third down conversion % (19th, .469). The Mustangs registered 500 yards of total offense in six of 10 games and finished 46-of-50 (92%) in the red zone, going perfect in seven games.

Brandon Stephens (3rd round, Baltimore) and Kylan Granson (4th round, Indianapolis) were selected in the 2021 NFL Draft, while Shane Buechele (Kansas City) and Chris Naggar (NY Jets) went on to sign as undrafted free agents.

In year two, Dykes led SMU to an historic season that saw the Mustangs go 10-3, winning the most games since 1984 and earning their highest national ranking (15/14) since 1985. The 10 wins doubled the Mustangs' win total from 2018 and was just the sixth 10-win season in program history. The six conference wins (6-2) were the most in a season since SMU went 6-2 in 2010.

The Mustangs set season records in scoring (544), scoring average (41.8), total yards (6,368), total yards per game (489.8), total plays (1,037), rushing TDS (35), total first downs (322) and total TDs (73), while tying the passing TDs record (35).

Dykes led SMU to national rankings of seventh in scoring offense (41.8), ninth in total offense (489.8) and 13th in passing offense (309.0). The Mustangs' highest ranking in those categories the previous season was 27th in passing offense, while neither scoring or total ranked inside the top 50. Defensively, SMU was the FBS statistical champion for sacks per game (3.92), and ranked third in tackles per loss (8.5). SMU's 51 sacks and 111 TFLs were program records.

Dykes was named one of nine finalists for the 2019 Eddie Robinson Coach of the Year Award by the Football Writers Association of America and one of 10 finalists for the Paul "Bear" Bryant Award. He was also a semifinalist for the George Munger Coach of the Year Award and was on the watch list for the Dodd Trophy Coach of the Year Award.

Following the season, James Proche earned second-team All-America honors from the FWA, five Mustangs were named to All-Star Bowls and nine student-athletes were selected to All-AAC teams, the most since 2011. Proche (Biletnikoff, Earl Campbell), Shane Buechele (Maxwell, Davey O'Brien, Earl Campbell) and Xavier Jones (Doak Walker, Campbell) were all semifinalists for major collegiate awards, while Buechele was one of five finalists for the Earl Campbell Tyler Rose Award.

Proche was selected by the Baltimore Ravens in the sixth round of the 2020 NFL Draft, while Ryan Becker (Arizona), Rodney Clemons (Kansas City), Xavier Jones (LA Rams) and Delontae Scott (Green Bay) all agreed to terms as undrafted free agents.

In his first season on the Hilltop, Dykes guided the Mustangs to a 5-7 record, going 4-4 in American Athletic Conference play. The season included his first win as SMU Head Coach, a 31-30 overtime victory over Navy at home, and a 45-31 win over then-No. 17 Houston at Ford Stadium.

The Mustangs boasted one of the most explosive offenses in school history and a vastly-improved defense. Following the year, Dykes and staff inked a recruiting class

DYKES COACHING EXPERIENCE

1995-96	Navarro College (Running Backs/Quarterbacks)
1997	Kentucky (Graduate Assistant - Special Teams/Wide Receivers)
1998	Northeast Louisiana (Wide Receivers)
1999	Kentucky (Special Teams/Wide Receivers)
2000-06	Texas Tech (Wide Receivers ('00-'04); Co-Offensive Coordinator/Wide Receivers ('05-'06))
2007-09	Arizona (Offensive Coordinator/Quarterbacks)
2010-12	Louisiana Tech (Head Coach)
2013-16	Cal (Head Coach)
2017	TCU (Offensive Analyst)
2017*-	SMU (Head Coach)

*Coached 2017 DXL Frisco Bowl

that ranked among the best in the league.

Proche was named a first-team All-AAC selection, and finished the season ranked fifth nationally in receptions per game (7.8), seventh in receiving touchdowns (12) and ninth in receiving yards (1,199). Richard Moore registered 92 tackles and had a team-leading 5.0 sacks to earn AAC honorable mention accolades. He also added 13.5 TFLs, five quarterback hurries and a forced fumble.

Dykes spent four seasons at Cal (2013-16) and three seasons at Louisiana Tech (2010-12). He served as an offensive analyst at TCU in 2017.

At Cal, Dykes returned the school's football program to national prominence and a post-season bowl game. Inheriting a team that went 3-9 in the season before his arrival, Dykes had the Bears at 8-5 just three seasons later, capping the 2015 season with a win over Air Force at the Lockheed Martin Armed Forces Bowl.

In his final season at Cal in 2016, Dykes led several Bears to national honors. Wideout Demetris Robertson earned Freshman All-America honors, as he hauled in 50 catches for 767 yards to break DeSean Jackson's freshman school records. Fellow wide receiver Chad Hansen was a first-team All-Pac-12 selection, and at the end of the regular season, Hansen ranked second in the country in receiving yards per game (124.9) and third in receptions per game (9.2) as well as seventh nationally in receptions (92) and 11th in receiving yards (1,249) despite missing two contests due to injury. Quarterback Davis Webb was honored as Athlon Sports' Pac-12 Newcomer of the Year, was a Davey O'Brien National Quarterback Award and Earl Campbell Tyler Rose Award semifinalist, and made the cut to the final 15 for the Johnny Unitas Golden Arm Award. Webb completed 382-of-620 passes (61.6%) for 4,295 yards with 37 passing touchdowns. He ranked among the nation's leaders in nearly every passing category and set Cal single-season records for passing attempts, completions and total plays, and equaled single-season school marks for most touchdowns responsible for and 300-yard passing games.

Cal's eight wins in 2015 marked the school's most victories since 2009. Cal began the 2015 season with five straight victories to mark the program's best start since 2007 before dropping four of their next five games to teams that were all ranked in the top 10 at some point in 2015, including top-five foes Oregon and Utah, with four of those five contests on the road. Cal finished strong, though, with three wins in its final four contests. At one point, the Bears were ranked for four consecutive weeks, moving as high as No. 19 in the Coaches Poll and No. 20 in the AP Top 25 in Week 7. Cal's national rankings were its first since 2010 (Coaches Poll) and 2009 (AP Top 25). Cal's offense flourished in 2015, setting numerous records, including single-season school marks in passing yardage (4,892), passing yards per game (376.3 ypg), passing touchdowns (44), total offense (6,879), total yards per game (529.2 ypg), total touchdowns (63), first downs (341) and first downs passing (201), as well as a modern-era record for points (493), with all the marks previously set in 2013 or 2014 under Dykes. Cal ranked third nationally in passing offense, eighth in total offense and 17th in scoring offense, and became the first college football team in recorded history to have six players with 40 or



more receptions and three 500-yard rushers in the same season. For his efforts, Dykes was named to the midseason watch list for the 2015 Dodd Trophy.

The 2015 season was also the last in the Bay area for quarterback and NFL No. 1 Draft pick Jared Goff, who set 26 school records from 2013-15, including career marks for passing yardage (12,220), touchdown passes (96), total offense (12,086) and completions (977). In 2015, Goff ranked second nationally in passing yards per game (363.0), one of 10 categories in which he rated among the top 20 nationally. Goff was the first Cal quarterback to earn first-team All-Pac-12 honors since Aaron Rodgers in 2004, was a semifinalist for the Davey O'Brien National Quarterback Award and was Cal's Most Outstanding Player in the Armed Forces Bowl.

Cal finished the 2014 season with a 5-7 overall record and set or equaled nine single-season school or modern-era school records on the offensive side of the ball. Cal established then-single-season records for passing yards (4,152), passing touchdowns (37), total yards per game (495.2 ypg) and first downs passing (188), as well as then-modern-era school records for points (459), scoring average (38.2 ppg) and touchdowns (61) that were all broken in 2015. In addition, the Bears became the first Cal team in the modern era to score 55 or more points in a game three times, including 40 or more on five occasions and 30 or more 10 times. Cal ranked in the top 25 nationally in a seven offensive categories including passing offense (6th, 346.0 ypg), scoring offense (10th, 38.3 ppg), total offense (13th, 495.2 ypg) and team passing efficiency (24th, 145.77). Cal was able to achieve all of this with 42 players seeing action for the first time in their Cal career including 23 freshmen and 19 other players appearing for the first time in their Cal careers.

Despite being an inexperienced unit that was the nation's second-youngest to start the season and battling injuries that caused players on the preseason depth chart to miss 138 games, Cal still set then-school records in 2013 for single-season passing yards (3,977), pass completions (368) and total plays (1,046). The passing offense finished 10th in the nation with an average of 331.4 yards per game.

In all, Cal's turnaround off the field was just as impressive over Dykes' tenure, as evidenced by a single-season Academic Progress Rate (APR) score of 997 in 2016. After successive one-year scores under 930 in the two years before Dykes arrived on campus, the rates for the football program under Dykes were 969, 946, 997 and 991, registering Cal Football's best-ever four-year APR with a score of 978, up 33 points over the his four years at the helm.

Dykes came to Cal after spending three seasons at Louisiana Tech where he directed an offense that led the nation in both scoring offense (51.50 ppg) and total offense (577.92 ypg) during his final campaign at the helm in 2012. He spent three seasons as head coach for the Bulldogs, compiling a 22-15 overall record and winning 16 of 17 regular-season games during one stretch over the 2011 and 2012 schedules.

The Bulldogs were 4-8 the year before he arrived in 2009, then proceeded to finish 5-7, 8-5 and 9-3 in successive campaigns. In 2011, Louisiana Tech won seven consecutive games to capture the Western Athletic Conference title – the team's first league championship in a decade – and a berth in the Poinsettia Bowl. For his work, Dykes was named the WAC Coach of the Year.

Dykes' 2012 Louisiana Tech team had road victories over Illinois, Houston and Virginia.

The Bulldogs also lost a narrow 59-57 decision to a Johnny Manziel-led Texas A&M team that later defeated top-ranked Alabama and earned a spot in the Cotton Bowl. Louisiana Tech reached as high as No. 18 in the national polls according to USA Today and was No. 19 in the AP Top 25 after jumping out to a 9-1 start. Bulldog quarterback Colby Cameron was named the 2012 WAC Offensive Player of the Year and earned the Sammy Baugh Award that is presented to college football's top passer by The Touchdown Club of Columbus.

Dykes' high-energy style of offense produced a prolific unit that, in addition to leading the nation in both scoring offense and total offense in 2012, produced the fifth-highest per-game scoring average ever by a team in the Football Bowl Subdivision (FBS). The squad also finished among the NCAA's top 20 in passing offense (3rd, 350.75 ypg), sacks allowed (7th, 0.83 per game), turnover margin (10th, +1.08 per game) and rushing offense (17th, 227.17 ypg). The Bulldogs scored more than 40 points in 11 of 12 games and over 50 points on eight occasions.

Dykes, the son of former longtime Texas Tech coach Spike Dykes, boasts a resume that includes additional stops in the Pac-12, Big 12 and SEC, where he served under head coaches Mike Stoops (Arizona), Mike Leach (Texas Tech) and Hal Mumme (Kentucky).

As offensive coordinator and quarterbacks coach at Arizona for three seasons from 2007-09, Dykes helped the Wildcats to the 2008 Las Vegas Bowl and 2009 Holiday Bowl after Arizona had not reached the postseason for 10 years. Arizona posted marks of 8-5 both seasons and tied for second in what was then the Pac-10 in 2009 with a 6-3 league mark.

Under his direction, Arizona offenses established five single-season records. The Wildcats ranked 10th nationally in passing yards in 2007 (308.50 ypg), as well as 16th in scoring (36.62 ppg) and 33rd in total offense in 2008 (402.38 ypg).

Prior to his tenure at Arizona, Dykes spent seven seasons at his alma mater Texas Tech, serving as receivers coach from 2000-04 and adding the title of co-offensive coordinator from 2005-06. The Red Raiders made seven straight postseason appearances and won 56 games during the span, including four postseason victories over his last five seasons in the Tangerine, Houston, Holiday and Insight bowls. In 2006, Dykes received the Mike Campbell Top Assistant Coach Award from the American Football Coaches Association, the same year he was recognized as one of the top 25 recruiters in the country by Rivals.

Dykes began his collegiate coaching career with a two-year stint (1995-96) at Navarro College in Corsicana, Texas. He also was a baseball assistant at Monahans High School in Texas in 1994 and a football assistant at Richardson's J.J. Pearce High School in 1995.

Born in Big Spring, Texas, Dykes received his bachelor's degree in history from Texas Tech in 1993 and was a member of the Red Raider baseball team for two seasons. He is married to the former Kate Golding and they have two daughters, Alta (Ally) and Charlotte (Charlie), and a son, Daniel.



Team Statistics

	SMU	OPP
Scoring	172	92
Points per game	43.0	23.0
Points Off Turnovers	28	6
First Downs	107	81
Rushing	49	24
Passing	54	51
Penalty	4	6
Rushing Yardage	929	543
Yards gained rushing	960	637
Yards lost rushing	31	94
Rushing attempts	159	129
Average per rush	5.8	4.2
Average per game	232.3	135.8
TDs Rushing	4	2
Passing Yardage	1270	1224
Comp-Att-Int	100-146-5	89-158-6
Average per pass	8.7	7.7
Average per catch	12.7	13.8
Average per game	317.5	306.0
TDs Passing	20	9
Total offense	2199	1767
Total plays	305	287
Average per play	7.2	6.2
Average per game	549.8	441.8
Kick returns: #-Yards	11-227	11-237
Punt returns: #-Yards	5-27	2--4
Int returns: #-Yards	6-109	5-68
Kick return average	20.6	21.5
Punt return average	5.4	-2.0
Int return average	18.2	13.6
Fumbles-Lost	3-2	11-2
Penalties-Yards	20-195	35-240
Average per game	48.8	60.0
Punts-Yards	15-629	20-800
Average per punt	41.9	40.0
Net punt average	39.5	38.7
Kickoffs-Yards	29-1790	21-1271
Average per kick	61.7	60.5
Net kick average	39.6	37.9
Time of possession / game	30:30	29:30
3rd-down conversion	24/51	20/57
3rd-down pct	47%	35%
4rd-down conversion	2/6	1/7



2021-22 SMU Football
Overall Team Statistics
All games

Page 2/2
as of Sep 25, 2021

	SMU	OPP
4rd-down pct	33%	14%
Sacks by-Yards	7-41	0-0
Misc Yards	0	0
Touchdowns scored	24	11
Field goals - attempts	2-4	6-7
On-Side kicks	0-0	0-0
Red-zone scores	(12-16) 75%	(11-16) 69%
Red-zone touchdowns	(10-16) 63%	(7-16) 44%
PAT-attempts	(21-23) 91%	(8-11) 73%
Attendance	52494	61998
Games / Avg per game	2/26247	2/30999
Neutral site games	-	0/0

Score by Periods

Team	1st	2nd	3rd	4th	OT	TOT
SMU	28	51	59	34	0	172
Opponents	24	20	32	16	0	92



2021-22 SMU Football
Individual Statistics
All games

Rushing

Player	gp	att	gain	loss	net	avg	td	lg	avg/g
Ulysses Bentley IV	4	53	411	8	403	7.6	2	85	100.8
Tre Siggers	4	52	261	4	257	4.9	0	46	64.3
Tanner Mordecai	4	20	125	4	121	6.1	1	20	30.3
Tyler Lavine	4	16	93	0	93	5.8	0	13	23.3
Danny Gray	4	3	40	0	40	13.3	0	27	10.0
Blake Bedwell	1	4	20	0	20	5.0	0	8	20.0
Brandon Epton, Jr.	1	4	6	0	6	1.5	1	2	6.0
Derek Green	4	2	4	0	4	2.0	0	3	1.0
Team	4	5	0	15	-15	-3.0	0	0	-3.8
Total	4	159	960	31	929	5.8	4	85	232.3
Opponents	4	129	637	94	543	4.2	2	34	135.8

Passing

Player	gp	effic	comp-att-int	pct	yds	td	lg	avg/g
Tanner Mordecai	4	187.4	98-139-5	70.5	1268	20	68	317.0
Derek Green	4	43.4	2-5-0	40.0	2	0	3	0.5
Team	4	0.0	0-2-0	0.0	0	0	0	0.0
Total	4	179.9	100-146-5	68.5	1270	20	68	317.5
Opponents	4	132.6	89-158-6	56.3	1224	9	62	306.0

Receiving

Player	gp	no.	yds	avg	td	lg	avg/g
Danny Gray	4	20	358	17.9	5	68	89.5
Reggie Roberson, Jr.	4	17	211	12.4	2	47	52.8
Rashee Rice	4	14	227	16.2	5	62	56.8
Grant Calcaterra	4	13	202	15.5	3	29	50.5
Ulysses Bentley IV	4	8	46	5.8	1	19	11.5
Jordan Kerley	4	6	87	14.5	2	26	21.8
Austin Upshaw	4	5	26	5.2	0	14	6.5
Nolan Matthews-Harris	4	4	53	13.3	2	31	13.3
Tre Siggers	4	4	2	0.5	0	13	0.5
Tyler Lavine	4	3	6	2.0	0	5	1.5
Tommy McIntyre	4	3	37	12.3	0	18	9.3
Roderick Daniels, Jr.	4	2	12	6.0	0	10	3.0
Dylan Goffney	1	1	3	3.0	0	3	3.0
Total	4	100	1270	12.7	20	68	317.5
Opponents	4	89	1224	13.8	9	62	306.0

Punt Returns

Player	no.	yds	avg	td	lg
Jordan Kerley	3	26	8.7	0	20
Jayleen Record	2	1	0.5	0	1
Total	5	27	5.4	0	20
Opponents	2	-4	-2.0	0	7

Interceptions

Player	no.	yds	avg	td	lg
Isaiah Nwokobia	2	19	9.5	0	17
Trevor Denbow	1	7	7.0	0	7
Chace Cromartie	1	0	0.0	0	0
Bryan Massey	1	48	48.0	0	48
Isaac Slade-Matautia	1	35	35.0	0	35
Total	6	109	18.2	0	48
Opponents	5	68	13.6	0	47

Kick Returns

Player	no.	yds	avg	td	lg
Jordan Kerley	5	93	18.6	0	32
Ulysses Bentley IV	4	124	31.0	0	72
Rashee Rice	1	10	10.0	0	10
Karl Taylor	1	0	0.0	0	0
Total	11	227	20.6	0	72
Opponents	11	237	21.5	0	41

Fumble Returns

Player	no.	yds	avg	td	lg
Total	0	0	0.0	0	0
Opponents	0	0	0.0	0	0



2021-22 SMU Football
Individual Statistics
All games

Scoring

Player	td	fg	PAT						pts
			kick	rush	rcv	pass	dpx	saf	
Danny Gray	5	-	-	-	-	-	-	-	30
Rashee Rice	5	-	-	-	-	-	-	-	30
Blake Mazza	-	2-3	19-21	-	-	-	-	-	25
Ulysses Bentley IV	3	-	-	-	-	-	-	-	18
Grant Calcaterra	3	-	-	-	-	-	-	-	18
Nolan Matthews-Harris	2	-	-	-	-	-	-	-	12
Jordan Kerley	2	-	-	-	-	-	-	-	12
Reggie Roberson, Jr.	2	-	-	-	-	-	-	-	12
Tanner Mordecai	1	-	-	-	-	-	-	-	6
Brandon Epton, Jr.	1	-	-	-	-	-	-	-	6
Ben Redding	-	-	-	1	-	-	-	-	2
Brendan Hall	-	0-1	1-1	-	-	-	-	-	1
Total	24	2-4	20-22	1	0	0	0	0	172
Opponents	11	6-7	8-8	0	0	0	0	0	92

Field Goals

Player	fg	pct.	01-19	20-29	30-39	40-49	50-99	lg	blk
Blake Mazza	2-3	66.7	0-0	2-2	0-1	0-0	0-0	29	0
Brendan Hall	0-1	0.0	0-0	0-0	0-0	0-1	0-0	0	0
Opponents	6-7	85.7	1-1	1-1	1-2	3-3	0-0	47	0

FG Sequence

Team Name	SMU	Opponents
Abilene Christian	33,49	(47)
Louisiana Tech	(29),(24)	(47)
North Texas		(19),(22)
TCU		38,(40),(30)

Numbers in (parentheses) indicate field goal was made

Total Offense

Player	g	plays	rush	pass	total	avg/g
Tanner Mordecai	4	159	121	1268	1389	347.3
Ulysses Bentley IV	4	53	403	0	403	100.8
Tre Siggers	4	52	257	0	257	64.3
Tyler Lavine	4	16	93	0	93	23.3
Danny Gray	4	3	40	0	40	10.0
Blake Bedwell	1	4	20	0	20	20.0
Derek Green	4	7	4	2	6	1.5
Brandon Epton, Jr.	1	4	6	0	6	6.0
Team	4	0	-15	0	-15	-3.8
Total	4	305	929	1270	2199	549.8
Opponents	4	287	543	1224	1767	441.8

Punting

Player	no.	yds	avg	lg	tb	fc	i20	50+	blk
Brendan Hall	9	392	43.6	67	1	6	1	2	0
Matt Fraanje	6	237	39.5	50	1	0	4	2	0
Total	15	629	41.9	67	2	6	5	4	0
Opponents	20	800	40.0	53	0	10	5	4	1

Kickoffs

Player	no.	yds	avg	tb	ob	retn	net	ydIn
Brendan Hall	28	1732	61.9	15	0			
Blake Mazza	1	58	58.0	0	0			
Total	29	1790	61.7	15	0	11	39.6	25
Opponents	21	1271	60.5	8	1	11	37.9	27



2021-22 SMU Football
Individual Statistics
All games

All Purpose

Player	g	rush	rcv	pr	kr	ir	total	avg/g
Ulysses Bentley IV	4	403	46	0	124	0	573	143.3
Danny Gray	4	40	358	0	0	0	398	99.5
Tre Siggers	4	257	2	0	0	0	259	64.8
Rashee Rice	4	0	227	0	10	0	237	59.3
Reggie Roberson, Jr.	4	0	211	0	0	0	211	52.8
Jordan Kerley	4	0	87	26	93	0	206	51.5
Grant Calcaterra	4	0	202	0	0	0	202	50.5
Tanner Mordecai	4	121	0	0	0	0	121	30.3
Tyler Lavine	4	93	6	0	0	0	99	24.8
Nolan Matthews-Harris	4	0	53	0	0	0	53	13.3
Bryan Massey	4	0	0	0	0	48	48	12.0
Tommy McIntyre	4	0	37	0	0	0	37	9.3
Isaac Slade-Matautia	4	0	0	0	0	35	35	8.8
Austin Upshaw	4	0	26	0	0	0	26	6.5
Blake Bedwell	1	20	0	0	0	0	20	20.0
Isaiah Nwokobia	4	0	0	0	0	19	19	4.8
Roderick Daniels, Jr.	4	0	12	0	0	0	12	3.0
Trevor Denbow	4	0	0	0	0	7	7	1.8
Brandon Epton, Jr.	1	6	0	0	0	0	6	6.0
Derek Green	4	4	0	0	0	0	4	1.0
Dylan Goffney	1	0	3	0	0	0	3	3.0
Jayleen Record	1	0	0	1	0	0	1	1.0
Team	4	-15	0	0	0	0	-15	-3.8
Total	4	929	1270	27	227	109	2562	640.5
Opponents	4	543	1224	-4	237	68	2068	517.0



2021-22 SMU Football
Overall Defense Statistics
All games

Team Defense

##	Player	gp	Tackles				tfl/yds	Sacks	Pass defense			Fumbles		blkd	
			ua	a	tot	no-yds		int-yds	brup	qbh	fr-yds	ff	kick	saf	
3	Delano Robinson	4	12	11	23	1.5-2	
23	Shaine Hailey	4	13	9	22	2-1	2	.	.	
24	Jimmy Phillips, Jr.	4	11	5	16	2	.	1	.	.	
12	Isaiah Nwokobia	4	13	1	14	1-5	1-5	2-19	1	.	.	1	.	.	
16	Trevor Denbow	3	11	1	12	.	.	1-7	2	1	
0	Bryan Massey	4	9	3	12	1-2	.	1-48	3	
55	Gary Wiley	4	7	5	12	2-7	2-7	.	1	2	
14	Richard Moore	4	8	3	11	2-11	1-7	
96	DeVere Levelston	4	6	3	9	2-9	.	.	.	3	1-0	.	.	.	
18	Chace Cromartie	2	8	1	9	.	.	1-0	.	1	
97	Turner Coxe	4	8	1	9	2-14	2-14	.	.	1	.	1	.	.	
40	Elijah Chatman	4	7	1	8	2	
7	Bryce McMorris	4	7	1	8	.	.	.	1	
41	Isaac Slade-Matautia	3	2	5	7	.	.	1-35	1	
57	Mike Williams	3	2	5	7	0.5-1	
4	Jahari Rogers	3	5	2	7	.	.	.	2	
13	Roderick Roberson, Jr.	2	2	3	5	
1	Brandon Crossley	3	1	3	4	1	
90	Nelson Paul	2	2	1	3	1-8	1-8	.	.	3	.	1	.	.	
95	Will Jones	2	2	1	3	1	
91	Terrance Newman	2	1	1	2	
4	Tre Siggers	2	2	.	2	
99	Harrison Loveless	2	1	1	2	.	.	.	1	
22	Karl Taylor	1	2	.	2	
26	Sam Westfall	1	2	.	2	.	.	.	1	
5	Ar'mani Johnson	1	1	1	2	
21	Donald Clay	1	1	1	2	
21	Reggie Roberson, Jr.	1	1	.	1	
30	Brian Holloway	1	1	.	1	
81	Ben Redding	1	1	.	1	
93	Brendan Hall	1	1	.	1	
20	Ra-Sun Kazadi	1	.	1	1	
42	Deuce Palmer	1	1	.	1	
39	Darren Brown	1	.	1	1	
88	Grant Calcaterra	1	1	.	1	
15	Keke Burns	1	1	.	1	
9	Beau Barker	1	.	1	1	
92	Blake Mazza	1	1	.	
6	Austin Upshaw	1	1-0	.	.	.	
Totals		4	154	72	226	15-60	7-41	6-109	13	17	2-0	6	1	0	
Opponents		4	177	92	269	12-25	0-0	5-68	7	8	3-0	3	1	0	



**2021-22 SMU Football
Team Game-by-Game
All games**

Date	Opponent	Rushing				Receiving				Passing				Kick Returns				Punt Returns				tot off		
		no.	yds	td	lg	no.	yds	td	lg	cmp	att	int	yds	td	lg	no.	yds	td	lg	no.	yds		td	lg
09/04/2021	Abilene Christian	38	171	1	27	26	319	7	47	26	35	0	319	7	47	0	0	0	0	1	20	0	20	490
09/11/2021	North Texas	31	225	1	85	21	311	4	62	21	33	2	311	4	62	3	72	0	32	3	2	0	1	536
09/18/2021	at Louisiana Tech	38	183	0	20	36	395	5	41	36	50	0	395	5	41	6	125	0	72	1	5	0	5	578
09/25/2021	at TCU	52	350	2	46	17	245	4	68	17	28	3	245	4	68	2	30	0	20	0	0	0	0	595
SMU		159	929	4	85	100	1270	20	68	100	146	5	1270	20	68	11	227	0	72	5	27	0	20	2199
Opponents		129	543	2	34	89	1224	9	62	89	158	6	1224	9	62	11	237	0	41	2	-4	0	7	1767

SMU Averages

Games	Avg/ rush	Avg/ catch	Pass effc	KR avg	PR avg	All purpose avg/game	Total offense avg/game
4	5.8	12.7	179.9	20.6	5.4	640.5	549.8

Date	Opponent	Tackles				Sacks	Fumble	Pass Defense			blkd	PAT attempts			off			
		ua	a	total	tfl-yds	no-yds	ff	fr-yds	int-yds	qbh	brup	kick	kick	rush	rcv	saf	t/o	pts
09/04/2021	Abilene Christian	34	22	56	6.0-21	2-13	2	1-0	3-57	5	4	1	8-8	0	0	0	7	56
09/11/2021	North Texas	60	10	70	5.0-16	2-6	1	0-0	2-17	3	4	0	5-5	0	0	0	7	35
09/18/2021	at Louisiana Tech	27	26	53	2.0-9	1-8	1	0-0	1-35	8	2	0	3-4	0	0	0	7	39
09/25/2021	at TCU	33	14	47	2.0-14	2-14	2	1-0	0-0	1	3	0	4-5	1	0	0	7	42
SMU		154	72	226	15.0-60	7-41	6	2-0	6-109	17	13	1	20-22	1	0	0	28	172
Opponents		177	92	269	12.0-25	0-0	3	3-0	5-68	8	7	1	8-8	0	0	0	6	92

Date	Opponent	Punting								Field Goals			Kickoffs					
		no.	yds	avg	long	blkd	tb	fc	50+	i20	md-att	long	blkd	no.	yds	avg	tb	ob
09/04/2021	Abilene Christian	3	156	52.0	67	0	0	0	2	2	0-2	0	0	9	562	62.4	2	0
09/11/2021	North Texas	6	236	39.3	50	0	1	3	1	1	0-0	0	0	7	388	55.4	3	0
09/18/2021	at Louisiana Tech	4	167	41.8	51	0	1	2	1	0	2-2	29	0	6	390	65.0	6	0
09/25/2021	at TCU	2	70	35.0	37	0	0	1	0	2	0-0	0	0	7	450	64.3	4	0
SMU		15	629	41.9	67	0	2	6	4	5	2-4	29	0	29	1790	61.7	15	0
Opponents		20	800	40.0	53	1	0	10	4	5	6-7	47	0	21	1271	60.5	8	1



**2021-22 SMU Football
Opponents Game-by-Game
All games**

Date	Opponent	Rushing				Receiving				Passing				Kick Returns				Punt Returns				tot off		
		no.	yds	td	lg	no.	yds	td	lg	cmp	att	int	yds	td	lg	no.	yds	td	lg	no.	yds		td	lg
09/04/2021	Abilene Christian	28	119	0	20	15	213	1	59	15	36	3	213	1	59	5	79	0	27	2	-4	0	7	332
09/11/2021	North Texas	41	122	0	31	34	384	1	45	34	55	2	384	1	45	3	65	0	31	0	0	0	0	506
09/18/2021	at Louisiana Tech	30	132	1	34	24	351	4	62	24	39	1	351	4	62	0	0	0	0	0	0	0	0	483
09/25/2021	at TCU	30	170	1	28	16	276	3	60	16	28	0	276	3	60	3	93	0	41	0	0	0	0	446
Opponents		129	543	2	34	89	1224	9	62	89	158	6	1224	9	62	11	237	0	41	2	-4	0	7	1767
SMU		159	929	4	85	100	1270	20	68	100	146	5	1270	20	68	11	227	0	72	5	27	0	20	2199

Opponents Averages

Games	Avg/ rush	Avg/ catch	Pass effc	KR avg	PR avg	All purpose avg/game	Total offense avg/game
4	4.2	13.8	132.6	21.5	-2.0	517.0	441.8

Date	Opponent	Tackles			Sacks	Fumble	Pass Defense			blkd	PAT attempts			off				
		ua	a	total	tfl-yds	no-yds	ff	fr-yds	int-yds	qbh	brup	kick	kick	rush	rcv	saf	t/o	pts
09/04/2021	Abilene Christian	50	12	62	5.0-11	0-0	1	0-0	0-0	1	3	0	0-0	0	0	0	0	9
09/11/2021	North Texas	36	18	54	1.0-1	0-0	2	2-0	2-16	0	1	0	0-0	0	0	0	3	12
09/18/2021	at Louisiana Tech	40	52	92	2.0-5	0-0	0	1-0	0-0	3	3	1	4-4	0	0	0	0	37
09/25/2021	at TCU	51	10	61	4.0-8	0-0	0	0-0	3-52	4	0	0	4-4	0	0	0	3	34
Opponents		177	92	269	12.0-25	0-0	3	3-0	5-68	8	7	1	8-8	0	0	0	6	92
SMU		154	72	226	15.0-60	7-41	6	2-0	6-109	17	13	1	20-22	1	0	0	28	172

Date	Opponent	Punting								Field Goals			Kickoffs					
		no.	yds	avg	long	blkd	tb	fc	50+	i20	md-att	long	blkd	no.	yds	avg	tb	ob
09/04/2021	Abilene Christian	6	234	39.0	50	1	0	3	1	1	1-1	47	0	3	188	62.7	2	1
09/11/2021	North Texas	7	285	40.7	53	0	0	2	2	2	2-2	22	0	4	248	62.0	1	0
09/18/2021	at Louisiana Tech	5	193	38.6	46	0	0	3	0	2	1-1	47	0	7	385	55.0	0	0
09/25/2021	at TCU	2	88	44.0	51	0	0	2	1	0	2-3	40	0	7	450	64.3	5	0
Opponents		20	800	40.0	53	1	0	10	4	5	6-7	47	0	21	1271	60.5	8	1
SMU		15	629	41.9	67	0	2	6	4	5	2-4	29	0	29	1790	61.7	15	0

collegepressbox
SINCE 2005 EVERYTHING BUT THE PREGAME MEAL

2022

NATIONAL CHAMPIONSHIP

JANUARY 10 | INDIANAPOLIS

130 Teams
10 Conferences
44 Bowls
25 Awards

collegepressbox is the official
media website for Division I football

Access and download game notes, quotes, statistics, media guides,
headshots, logos and more for all FBS schools, conferences,
postseason games, awards and the College Football Playoff

For access, please register for an account at:
collegepressbox.com/register