



@USFFOOTBALL

AUG. 30, 2021

UNIVERSITY OF SOUTH FLORIDA BULLS FOOTBALL

TAMPA, FLORIDA

25TH SEASON • 15 WINNING SEASONS • 10 BOWL GAMES • 6 BOWL VICTORIES • 30 NFL DRAFT PICKS • 14 ALL-AMERICA SELECTIONS • REACHED NO. 2 RANKING IN 2007

2021 USF GAME NOTES

GAME 1 • NC STATE

USF DRIVE STARTERS

- ✓ Bulls open 25th season of football, playing seventh road season opener all-time.
✓ Fortin named opening game starter, 19th starting QB in USF history. Gets first USF start at NC State, the site of his last career start in 2018.
✓ Sept. 4 marks 10th anniversary of passing of USF program icon & NFL Hall of Famer Lee Roy Selmon.
✓ Bulls enjoying \$3.3 million in facility upgrades in 2021 with more on the way.
✓ Roster features 29 transfers, 18 from FBS programs with a large number expected to have immediate impact.
✓ Coaching staff features four new faces and one position change as Bulls enter 2021.
✓ Jeff Scott, 40, is the youngest coach in The American and begins his second season at the helm.

USF (2020 RETURNING) STAT LEADERS

RUSHING: Joiner: 368 yds, 1 TD
PASSING: Marsh: 14-31, 92 yds, 0 TD, 3 INT
RECEIVING: Miller: 33 rec., 327 yds, 3 TD
SCORING: Sackett: 25 pts, 5-7 FG, 10-10 PAT
TACKLES: Antonio Grier: 59
TFL: Antonio Grier: 5.5
SACKS: Antonio Grier: 3.0
INT: Daquan Evans: 3
USF CAPTAINS: Game-by-Game

USF RADIO NETWORK

FLAGSHIP: 95.3 FM/620 AM WDAE (TAMPA)
IHEART RADIO (DIGITAL) - BULLS UNLIMITED
Jim Louk, play-by-play Sam Barrington, analyst
Joey Johnston, sideline
PREGAME SHOW (2 HRS PRIOR TO KICK)
Jim Lighthall, Jay Recher & Darek Sharp
USF FOOTBALL RADIO SHOW
Mondays, 6-7 p.m. on 95.3 WDAE and Bulls Unlimited

FIND US ON SOCIAL MEDIA

Twitter: @USFFOOTBALL, @Coach_JeffScott
Instagram: USFFOOTBALL
Facebook: facebook.com/SouthFloridaFootball
#GoBulls; #HornsUp; #US2F

USF ATHLETIC COMMUNICATIONS

4202 E. Fowler Ave., ATH 100, Tampa, FL 33620
OFFICE: 813-974-2125 WEB: GoUSFBulls.com
Brian Siegrist, Associate AD for Communications
O: (813) 974-4086 | C: (813)-293-3897 | siegrist@usf.edu
Dave Albrecht, Asst. Director of Communications
O: (813) 974-7099 | C: 561-525-4997 | Albrecht25@usf.edu

USF (0-0; 0-0 American) at NC STATE (0-0; 0-0 ACC)

Thursday, Sept. 2 • 7:30 P.M. • Raleigh, N.C., • Carter-Finley Stadium (57,583)

SURFACE: Tfway 419 Bermuda
TV: ACC NET: Dave O'Brien (p-by-p), Tim Hasselbeck (analyst) & Kelsey Riggs (sideline)
RADIO: 1250 AM WHNZ or 95.3 FM/620 AM
AUDIO STREAM: iHeartRadio - Bulls Unlimited1
SERIES: NC State leads, 2-1
IN TAMPA: State leads, 1-0, last: L, 49-17 in '14
IN RALEIGH: USF leads, 1-0, last: W, 41-10 in '08
LAST: State won, 49-17, in Tampa in 2014
SEASON OPENERS: 18-6 (2-4 road), won last
WEEKDAY GAMES: 19-29, Thursdays: 6-13



USF

RANKINGS (CFP/AP/COACHES): -/-
HEAD COACH: Jeff Scott (Clemson, '03)
RECORD AT USF: 1-8 (2nd)
CAREER RECORD: Same



NC STATE

RANKINGS (CFP/AP/COACHES): NR/NR
HEAD COACH: Dave Doeren (Drake '93)
RECORD AT NC STATE: 55-46 (9th)
CAREER RECORD: 78-50 (11th)

@USFFOOTBALL @COACH_JEFFSCOTT @USFATHLETICS #HORNSUP #GOBULLS #US2F

2021 SCHEDULE

Table with 5 columns: DATE, OPPONENT, KICK/RESULT, TV/RADIO, NOTABLE. Lists 12 games from Sept 2 to Nov 26.

* American Athletic Conference game All games on the 95.3 WDAE & digitally on Bulls Unlimited iHeart Radio



BULLS OPEN 25TH SEASON WITH PRIMETIME ROAD CLASH

USF opens its 25th season of football, playing a road game in a season-opener for just the second time in the last 10 seasons. Jeff Scott (40) is the youngest coach in The American and will begin his second season after a COVID impacted first year that saw USF go 1-8 after getting one spring practice and limited fall contact due to social distancing.

SEASON OPENERS: USF has won six of its last seven season openers, falling to No. 19 Wisconsin in Tampa in 2019, and won last year's, 27-6, over The Citadel. The Bulls are 18-6 all-time in season openers (16-2 at home) and are 2-4 in road season openers, winning its last two - 42-22 at San Jose State in 2017 and 23-20 at No. 16 Notre Dame in 2011. USF's road opener losses have come at Penn State (2005), Alabama (2003), Northern Illinois (2001) and San Diego State (1999).

THURSDAYS: USF is 6-13 in games played on Thursdays, the last coming on Nov. 7, 2019 at Temple, a 17-7 loss. The Bulls have lost two straight Thursday games and the last win came with a 27-20 victory at Tulsa on Nov. 16, 2017.

TRANSFER TALENT: Jeff Scott has welcomed numerous transfers with the Bulls, including 29 on the 2021 roster and 18 from FBS programs. 18 transfers are expected to play significant roles in the season opener, including at quarterback, running back, wide receiver, offensive line, defensive back, defensive line and kicker. Among the schools players have come to USF from are: Arkansas, Auburn, Baylor, Colorado, Kansas State, Miami, Ole Miss, Mississippi State, North Carolina, Oregon, Rutgers, Tennessee and Virginia Tech.

USF QUICK FACTS

HEAD COACH JEFF SCOTT

Years Coached: _____ 2nd at USF
Alma Mater: _____ Clemson, '03; wide receiver
Career Record: _____ 1-8 (2nd)
Record at USF: _____ 1-8 (2nd)
American Conf. Record: _____ 0-7 (2nd)
Career Bowl Record: _____ NA

USF COACHING STAFF (game location)

Glenn Spencer (**Field**) Defensive Coordinator/Safeties
 Charlie Weis Jr. (**Box**) Offensive Coordinator/QBs
 Allen Mogridge (**Field**) Asst. Head Coach/Off. Line
 Daniel Da Prato (**Field**) Special Teams Coord.
 Cam Aiken (**Field**) Running Backs/Run Game
 Bobby Bentley (**Field**) Wide Receivers/Pass Game
 George Barlow (**Field**) Cornerbacks
 DaiQuan Bowers (**Field**) Defensive Line
 Xavier Dye (**Field**) Tight Ends/Recruiting Coord.
 Ernie Sims (**Field**) Linebackers
 AJ Artis (**Field**) Strength & Conditioning

Analysts: Tyler Almond, Will Bahler, BJ Daniels, Quinshad Davis, Rueben Wright
Graduate Asst.: Qundon Christian, Kalon Davis, Dean Garza, Sawyer Jordan, Bryce Suber

IN THE PRESS BOX

OFFENSE: Charlie Weis Jr.

DEFENSE: TBD

UNIVERSITY QUICK FACTS

Location: Tampa, Fla. **Enrollment:** 50,830
Nickname: Bulls **Colors:** Green & Gold
Conference: American Athletic
President: Rhea Law (Interim)
Athletic Director: Michael Kelly
Football Office Phone: 813-974-7170

TEAM OVERVIEW

2020 Overall Record: 1-8
2020 American Athletic Record: 0-7
Last Bowl Game: 2018 Gasparilla (Lost)
Starters Returning/Lost: 20/6*
Offense: 9/2 **Defense:** 10/3
Special Teams: 1/1

Lettermen Returning/Lost: 53/16
Offense: 23/11 **Defense:** 26/4
Special Teams: 5/1

* Minimum 5 starts out of 9 games in 2020

FOOTBALL HISTORY

First Year: 1997
First Year in FBS: 2000
Record (years): 158-127 (25th season)
FBS Record (years): 138-114 (22nd season)
Bowl Appearances/Record: 10 (6-4)
Last Bowl Appearance: 2018 Gasparilla Bowl (L)
First Team All-Americans: 6
First Team All-Conference: 32

STADIUM INFORMATION

Name: Raymond James Stadium
Capacity: 65,857 **Surface:** Tifway Bermuda 419
Record At Ray Jay: 93-50 (.650)

THE PROGRAM

In its 25th season and 22nd at the FBS level, USF Football has made 10 bowl appearances, including a string of four straight (2015-18) and every season between 2005-10 (6 straight). USF has won six bowl games and produced 14 All-America selections, 30 NFL Draft picks and reached the No. 2 ranking in the Associated Press Poll in 2007.

LAST TIME OUT

BULLS POST TOP OFFENSIVE GAME IN 2020 SEASON FINALE

After struggling offensively for much of the 2020 campaign, USF exploded for a season-best 46 points, 646 yards and 38 first downs in a 58-46 War on I-4 loss to UCF in Tampa to close the 2020 season. The Bulls scored on three drives of 75 yards or more and five of 60-plus as they ran for 242 yards and passed for 404 and four touchdowns in the shootout.

- Bryce Miller led the Bulls with a career-best 11 receptions for 121 yards and two touchdowns, one of six receivers to log three catches or more.
- Running backs Kelley Joiner (116) and Brian Battie (102) both ran for 100-yards on 14 (8.3 ypc) and 15 (6.8 ypc) carries. Battie scored on a short 1-yard plunge. Darrian Felix also carried the ball four times for 17 yards.
- Quarterback Jordan McCloud, since transferred to Arizona, threw for 404 yards and four touchdowns, a career-best and the fourth-best passing yardage in program history.
- Dwayne Boyles led USF with 13 tackles, 2.0 tackles for loss and an interception, while fellow linebackers Andrew Mims (11 tackles, a sack and two TFL) and Antonio Grier (nine tackles and 1.5 TFL) also had standout games.
- UCF gained 577 yards of offense (241 rushing/336 passing) and had five sacks in the game.

STORY LINES

■ **Celebrating 25th Season:** USF will celebrate its 25th season of football in 2021 after the program hit the field in 1997 after an initial season of only practices and scrimmages in 1996.

■ **QB Fortin To Lead Offense:** USF enters 2021 with some highly sought stability at quarterback as sophomore UNC transfer Cade Fortin elevated himself in spring ball and established himself as the starter during fall camp. In 2020, three quarterback started games - Fortin not being one of them - as the Bulls struggled to find an effective starter. Jordan McCloud - now at Arizona - started seven games, while graduate transfer Noah Johnson made one start and true freshman Katravis Marsh one start. Marsh returns for 2021.

■ **Transfer Talent:** Jeff Scott has welcomed numerous Division I transfers in his first two years with the Bulls and as many as 18 transfers will play significant roles in the season-opener battling high on the depth chart for starting positions and playing time.

■ **Transfers Infuse Secondary:** The Bulls return a secondary led by returning veterans Daquan Evans (who led the team with three interceptions last year), Mekhi LaPointe and Vincent Davis. Several FBS transfers will figure strongly into the mix in 2021, including Matt Hill (Auburn), Will Jones (Kansas State), TJ Robinson (Rutgers) and Christian Williams (Miami), alongside a strong batch of young players.

■ **Accomplished Linebackers:** Senior linebackers Dwayne Boyles (18 starts) and Antonio Grier (12 starts) have led the team in sacks and tackles for loss in each of the last two seasons. Boyles led the team with 75 tackles and 12.5 TFL in 2019 while Grier led the team with 59 tackles, 3.0 sacks and 5.5 TFL while earning second team all-conference in 2020.

■ **Receiver Depth:** The Bulls return four of their top five receivers from last season, a list which doesn't include Xavier Weaver who emerged as a potential standout in the spring. They added to the receiver mix standout 2021 recruit Jimmy Horn, two FBS transfers and converted tight end Holden Willis among 16 receivers on the roster entering fall camp.

■ **Four on O-Line Provide Foundation:** Four starters on the offensive line - LT Donovan Jennings, LG Demetris Harris, C Brad Cecil and RG Michael Wiggs - have played and mostly started alongside each other for the past three seasons and bring 88 combined starts into 2021, each with at least 14. In fact Harris (29), Cecil (26) and Jennings (19) ranked 1, 2 and 4 for most career starts among all Bulls entering the season. **The unit did not take the field together until Game 4 of the 2020 season.**

■ **Soccer Skills:** Following practice late in fall camp, coach Scott brought the Bulls next door to challenge USF's nationally ranked women's soccer team to a PK shootout. The football Bulls won with Scott hitting the final goal to break a 4-4 tie, but all won with great camaraderie and Scott's \$10,000 donation to USF's Stampede for Women initiative.

■ **Seeking Offensive Production:** The Bulls struggled offensively in 2020, ranking 90th in total (365.3 ypg) and 102nd in scoring (23.1 ppg).

■ **Tale of Two Turnovers:** An opportunistic USF defense collected 13 turnovers in 2020 in nine games to rank 59th nationally and stood 29th with 10 interceptions. Meanwhile, the Bulls offense committed 17 turnovers and stood 113th nationally in turnovers lost.

■ **Seeking Backfield Pressure:** The USF defense struggled to create sacks or tackles for loss in 2020, ranking 108th in TFL (4.7 tpg) and 125th in sacks (.78).

■ **Money Downs:** USF calls third downs "Money Downs" as the opportunity to extend a drive or get the defense off the field. The offense yells out "Money" on third downs while the defense yells "Cash" to ensure all players on the field are aware of the situation. The Bulls struggled in both aspects in 2020, ranking 120th nationally allowing teams to convert 50% of third downs and standing 117th converting just 30.6% on offense.

■ **Coordinators Have FAU History:** Defensive Coordinator Glenn Spencer and offensive coordinator Charlie Weis Jr. both spent the 2019 season at FAU as the Owls went 11-3 and won the Conference USA title. Spencer brings three decades of coaching experience to the Bulls, including seven seasons as defensive coordinator at Oklahoma State. Weis Jr. was the youngest coordinator in FBS football when he took over duties at FAU under Lane Kiffin in 2018 at the age of 24. He is now 28 entering his fourth season as a coordinator after leading the Owls to top 15 rankings in total offense and scoring offense.

■ **Weis Jr. Among Youngest/Most Successful Coordinators:** 28-year-old Charlie Weis Jr. has the reins of the USF offense after two seasons in the same role under Lane Kiffin at FAU, where he produced offenses that ranked among the top 20 nationally in scoring and total yardage. His 2019 offense was 14th nationally, scoring 36.4 ppg.

■ **Veteran Spencer Leads Opportunistic Defense:** The old man of the staff at age 57, Glenn Spencer came to USF after one season leading the FAU defense, seven leading Oklahoma State's defense (10 overall at OSU) and one leading Charlotte's. His Owls squad improved more than 40 spots in 10 national defensive rankings.



UNITED: THE VLOG

United: The Vlog follows head coach Jeff Scott and the Bulls inside the program with unique access and features. The Vlog will post on USF Football social channels (Twitter, Facebook and Instagram) throughout the season.

NOTING THE OPPONENT: NC STATE

The Wolfpack began playing football in 1892 and have compiled 616 wins and 33 bowl appearances. They are led by head coach Dave Doeren in his 9th season at the helm. He has compiled a 55-46 record at NC State.

■ The Wolfpack went 8-4 last year, 7-3 in the ACC, and posted wins at No. 24 Pittsburgh (30-39) and vs. No. 21 Liberty (15-14) while three of their losses came to ranked opponents.

■ State returns 20 starters while losing just four. Eight starters return on offense, including running back Ricky Person who led the team in rushing six times and tallied 643 yards and 4 TD (2nd on the team in both) and wide receiver Emeka Emezie who led the team in receiving seven times and logged 47 catches for 738 yards and five touchdowns. The defense returns 10 starters, including linebacker Payton Wilson who led the team with 108 tackles, 11.5 TFL, 3.5 sacks and two interceptions and linebacker Isaiah Moore who logged 94 tackles, 11 TFL and 3.0 sacks.

■ New USF cornerbacks coach George Barlow spent the previous seven seasons at NC State, serving the first two seasons (2014-15) as cornerbacks coach and then adding assistant head coach for defense duties in his final five seasons (2016-2020). He was part of Wolfpack teams that made six bowl appearances, including the 2018 & 2020 Gator Bowl.

LEE ROY SELMON LEGACY

USF's Sept. 2 opener at N.C. State will mark 10 years to the day when Lee Roy Selmon — a Tampa Bay sports icon who was an essential driver of the launching and early success of USF's football program — was rushed to the hospital in critical condition following a stroke as the Bulls traveled to Notre Dame to open the 2011 season. USF players wore a patch with No. 63 — Selmon's NFL number — when the Bulls defeated the Fighting Irish 23-20 for one of the program's greatest victories. Selmon — the No. 1 overall pick in the 1976 draft, the NFL's Defensive Player of the Year with the Tampa Bay Buccaneers and a 1995 addition to the Pro Football Hall of Fame — died on Sept. 4, 2011. In 2012, USF named its athletics center after Selmon, who headed fundraising when USF's program's began and also served as athletic director from 2001-04.

STATE OF OPENERS

USF has been at home for 18 of its previous 24 season-openers, but will travel to NC State this season for just its second road opener in the last 10 seasons. The Bulls will add the state of North Carolina to California (1999 San Diego State and 2017 San Jose State), Illinois (2001 Northern Illinois), Alabama (2003 Alabama), Pennsylvania (2005 Penn State) and Indiana (2011 Notre Dame) as states visited for previous season-openers.

MAJOR CONFERENCE OPPOSITION

USF has opened seasons against teams from the Big Ten (2005 Penn State and 2019 Wisconsin), the SEC (2003 Alabama) and the major independent ranks (2011 Notre Dame) and will now add the ACC (NC State) to that lineup. The Bulls are 1-3 in the previous major conference/independent openers.

GONE TO CAROLINA IN MY MIND

When USF travels to NC State on Sept. 2, it will seek to improve upon an 8-2 record in the state of North Carolina. The Bulls are 5-0 all-time at East Carolina (including a dramatic 38-37 double-overtime victory in 2003), while also winning at North Carolina (37-20 in 2006) and NC. State (41-10 in 2008). The Bulls defeated Clemson in the 2010 Meineke Car Care Bowl in Charlotte, N.C., while dropping a 14-0 decision to NC State in USF's first bowl appearance at the 2005 Meineke Car Care Bowl in 2005. USF made its first trip to North Carolina on Oct. 11, 1997 for the sixth game in program history, a 41-13 defeat against Elon University. Facilities were sparse for that game. There wasn't a locker room and USF players dressed in a tent.

STAFF CHANGES

USF's primary coaching staff features four new faces and two coaches in new positions for 2021:

Cam Aiken – Running Backs Coach/Run Game Coordinator — Joined USF in January. Worked on Dabo Swinney's Clemson staff for nine seasons and was part of two national-championship teams.

Bobby Bentley – Wide Receivers Coach/Pass Game Coordinator — Joined USF on July 1. He spent the previous five seasons at South Carolina and was a former head coach at Presbyterian College (2007-08).

George Barlow – Cornerbacks Coach — Joined USF last February. Has 30 years of college coaching experience, most recently as assistant head coach for defense and cornerbacks coach at NC State.

Xavier Dye – Tight Ends Coach/Recruiting Coordinator — Dye was wide receivers coach in 2020, but has changed positions and added to his responsibilities with coordination of recruiting.

Ernie Sims – Linebackers Coach — After one season as a quality control analyst, the former Florida State great and first-round NFL draft choice was elevated to linebackers coach.

AJ Artis – Head Strength and Conditioning Coach — Joined USF in March after three seasons with Tennessee, most recently as the Director of Football Sports Performance.

AMERICAN CONFERENCE

PRESEASON POLL

School	CONF	OVERALL	STREAK
1. Cincinnati	0-0	0-0	-
2. UCF	0-0	0-0	-
3. SMU	0-0	0-0	-
4. Houston	0-0	0-0	-
5. Memphis	0-0	0-0	-
6. Tulsa	0-0	0-0	-
7. Tulane	0-0	0-0	-
8. Navy	0-0	0-0	-
East Carolina	0-0	0-0	-
10. Temple	0-0	0-0	-
11. USF	0-0	0-0	0-0

AMERICAN CONFERENCE SCHEDULE

THURSDAY, SEPT. 2

TEMPLE @ RUTGERS	6:30 P.M.	BIG TEN NET
BOISE STATE @ UCF	7:00 P.M.	ESPN
EAST CAROLINA @ APPALACHIAN STATE	7:30 P.M.	ESPN
UC DAVIS @ TULSA	7:30 P.M.	ESPN+
SOUTH FLORIDA @ NC STATE	7:30 P.M.	ACC NET

TWO DECADES OF PULLING RANK

The Bulls will likely face several ranked teams in 2021, including a Sept. 11 home match-up with Florida. Since becoming a full FBS program in 2001, USF has registered 11 victories against opponents ranked in the Associated Press top 25 (including three wins against the top 10, four road victories and triumphs against opponents from the ACC, Big 12 and SEC). In that 20-season span, only two other American Athletic Conference programs have more victories against ranked opponents than USF.

AAC Team Top 25 Wins* Top 10 Wins*

Cincinnati	16	1
Houston	12	4
USF	11	3
UCF	7	3
East Carolina	6	1
Memphis	6	0
SMU	6	0
Navy	5	1
Temple	5	0
Tulsa	5	0
Tulane	0	0

*—Since 2001

YOUNG GUNS

Entering his second season, USF's Jeff Scott is the youngest head football coach in the American Athletic Conference and the 15th-youngest in the Football Bowl Subdivision. For the second straight season, Scott is younger than every opposing head coach on USF's schedule. Here are the youngest head coaches in each FBS conference (ages as of this season's Opening Weekend).

American — Jeff Scott, USF, 40 (Dec. 28, 1980)

ACC — Mike Norvell, Florida State, 39 (Oct. 11, 1981)

Big Ten — P.J. Fleck, Minnesota, 40 (Nov. 29, 1980)

Big 12 — Lincoln Riley, Oklahoma, 38 (Sept. 5, 1983)

Conference USA — Will Healy, Charlotte, 36 (Jan. 16, 1985)

MAC — Sean Lewis, Kent State, 35 (April 11, 1986)

Mountain West — Andy Avalos, Boise State, 39 (Nov. 5, 1981)

Pac-12 — Nick Rolovich, Washington State, 41 (Feb. 16, 1979)

SEC — Eliah Drinkwitz, Missouri, 38 (April 12, 1983)

Sun Belt — Kane Wommack, South Alabama, 34 (April 19, 1987)

#US2F: Coined by Jeff Scott upon his introduction as the fifth USF head coach on Dec. 9, 2019, United Start 2 Finish (#US2F) has become the hashtag and mantra for the football program and entire USF community calling on the entire thriving Bay area community to join the stampede to elevate the Bulls' athletic programs and university.



I FIRMLY BELIEVE THAT
IF WE COME TOGETHER
AND CREATE GREAT UNITY
THIS WILL BE THE START
OF THE BEST DECADE IN
UNIVERSITY OF
SOUTH FLORIDA
FOOTBALL
HISTORY!

25TH ANNIVERSARY SEASON

USF will celebrate its 25th season of football in 2021 after the program hit the field in 1997 after an initial season of only practices and scrimmages in 1996. The University was founded in 1956 but didn't field a football team for another 41 years. After the first football feasibility meeting in 1991 and formal approval by the State Board of Regents in 1995, the Bulls debuted as a Division I-AA (Football Championship Subdivision) program on Sept. 6, 1997 with an 80-3 victory against NCAA Division II Kentucky Wesleyan at the old Tampa Stadium. When USF football debuted, the university's enrollment was 36,649 (it's now 50,830). USF's overall operating budget has advanced from \$500-million to \$1.857-billion during the 25-year football era, while USF's economic impact on the Tampa Bay region has gone from \$1.1-billion to \$4.4-billion.

USF FOOTBALL

Year Started	1997
Seasons Played	25
Games Played/Won	285/158
Head Coaches	5
Bowl Games/Wins	10/6

BULLS FASTEST TO REACH TOP 10

■ In 2007, USF became the fastest program in the modern AP Poll Era to go from inception to a Top 10 national ranking as the Bulls were ranked No. 6 in the Week 5 AP Poll in just the program's 11th season. The Bulls would climb all the way to the No. 2 ranking two weeks later in Week 7 to become the fastest to reach a Top 5 ranking.
■ The Bull have reached a Top 25 ranking in seven seasons, including three straight (2016-18), and have been ranked a total of 48 weeks, including 12 in the top 15.

FASTEST TO 150 WINS IN FLORIDA

With a victory over ECU in 2018, USF became the fastest Florida FBS program to reach 150 wins.

STATE OF FLORIDA FBS PROGRAMS

School.....	Game Reached.....
150th Win/Games	
USF	4th game of 2018150/255 (.588)
Florida.....	1st game of 1937150/258 (.581)
Miami.....	5th game of 1955150/267 (.562)
Florida St.	10th game of 1975150/292 (.513)
UCF	9th game of 2005150/294 (.510)
FAU & FIU had not reached 150 wins	

MOST WINS IN A SEASON

Record.....	Period ..	Win %
11-2.....	2016 ..	84.6%
10-2	2017 ..	83.3%
9-2	2002 ..	81.8%
9-4	2007 ..	69.2%

39 WAS FINE

Jeff Scott, now 40, turned 39 on Dec. 28, 2019, just weeks after accepting the USF job. His former position coach and head coach at Clemson, Dabo Swinney, was also 39 when he ascended to the head coaching job at Clemson, leaving his position as wide receivers coach, which he then tabbed Scott, who was a GA on the staff, to fill. Another notable 39-year-old first time head coach was Jim Leavitt, who left Bill Snyder's staff at Kansas State to begin the USF program as its first head coach in 1996 when he was 39.

THE SWINNEY TREE

Jeff Scott is the first true branch of the Dabo Swinney coaching tree and has followed a remarkably similar path. Swinney has led Clemson since 2008 and Scott was with him during the entire rise of the program to national dominance that saw five straight CFP appearances and two national titles in the final five years of Scott's tenure.

■ **Wide Receivers Coach Tradition:** Dabo Swinney was a walk-on wide receiver at Alabama and was hired by his Alabama position coach, Tommy Bowden, when Bowden got the head coaching job at Clemson. Scott was a three-year letterman wide receiver at Clemson and was coached by Swinney, who promoted him to his first primary FBS coaching position in 2008 to replace Swinney at wide receivers coach after Swinney became the head coach. Scott's first wide receivers coach on his USF staff was Xavier Dye, who played for Scott at Clemson, and is now coaching tight ends and serves as recruiting coordinator.

HUNTER CONNECTS TAMPA & CLEMSON

Jeff Scott and his wife, Sara, welcomed their first son on Aug. 10, 2020, as he joined sister, Savannah. The couple, who had spent most of the previous two decades in Clemson, S.C., decided to name their son Hunter in honor of stand-out Clemson wide receiver and now NFL receiver Hunter Renfrow, whom Scott coached at Clemson. The name was chosen as a symbolic connection between Clemson and Tampa. As many will remember, Renfrow caught the game-winning pass in the Tigers 2016 CFP National Championship win over Alabama in the corner of the end zone at Raymond James Stadium in Tampa. Scott called the game-winning play as co-offensive coordinator at the time and when he first arrived in Tampa upon being named USF head coach, he visited Raymond James Stadium and reenacted that play in the corner of the end zone.



**#BAYMADE
FOCUS ON CULTIVATING
HOMEGROWN TALENT**

Jeff Scott has focused USF's recruiting on the state Florida and particularly the Bay area and its seven surrounding counties.

- USF's priority order for recruiting is: 1) the Bay area (100 mile radius); 2) the state of Florida (10 broken into geographic areas), 3) bordering and nearby states (GA, AL, SC, NC); 4) national.
- Within a 100-mile radius of Tampa there are 121 high schools. There are close to 100 Division I players recruited nationally from the area annually.
- Each USF coach is assigned 12 schools in Area (with one getting 13) as the Bulls build on the benefit of players being able to have their family involved in the program, see them play regularly, go home regularly and play for their city as well as the benefit of building their brand in a thriving metropolitan economic area of over 4 million people and numerous large businesses and professional opportunities.
- The 2021 Bulls' roster features 23 players from the Bay area, including 10 projected in the two deep to start the 2021 season.
- 91 of the players on USF's roster hail from the state of Florida. That represents 77 percent of the roster with South Carolina (7) and Georgia (6) being the next closest states in producing current Bulls.
- Among the Bay area standouts on the Bulls' 2021 roster are: wide receivers Bryce Miller, running back Brian Battie, left tackle Donovan Jennings and right guard Michael Wiggs, cornerback TJ Robinson, safety Mekhi LaPointe, defensive linemen Darien Grant, Kelvin Pinkney and Blake Green, and place-kicker Spencer Shrader.



✓ **DT Thad Mangum** is in his 7th season of college football (5 at Wofford) was a talented, 270-pound point guard in basketball before starting to play football in his junior season of high school.

At age 9, Mangum won the AAU Junior Olympics in karate, then became a black belt one year later.

✓ **RB Darrian Felix** transferred from Oregon back to Florida to be closer to his 2-year-old daughter, Dailyn Nicole, who lives with her mother in Fort Myers. Felix is seventh in a lineup of 10 boys on his father's side (James Felix Sr.). In a nod to George Foreman, three of his brothers are named James. The order: Jordan, James, James, Corbett, James, Jermy, *Darrian*, Dorrian, Jaheim, Jarell.

✓ **P Andrew Stokes** is 27 years old and the Bulls second straight punter to come out of Prokick in Australia. He had never played in a football game when he arrived at USF. Stokes spent seven years playing Australian rules football with the Railways in the Great Northern Football League, then Fremantle of the West Australia Football League.

✓ **QB Cade Fortin** sat out the 2019 season after leaving North Carolina and was one day away from signing with Syracuse University, his choice over Vanderbilt and Kansas, when Jeff Scott called him the day after his introduction as USF head coach and turned his first recruit to USF.

✓ **K Spencer Shrader** was home schooled in high school and was a standout soccer player, scoring a school-record 33 goals in a season for Newsome HS and had a professional tryout in Brazil (for three months in 2018). He came to play football on a relative whim, as a Newsome junior he was kicking footballs simply because they happened to be nearby when the football coach at the

time, Ken Hiscock, was walking nearby and said he was stopped short "by the sound." He kept on kicking footballs and by season's end had made 12 of 15 field goals, booted 70 percent of his kickoffs into the end zone for touchbacks and was named all-state. He founded his own online company – CopperFox Technologies – which does brand design, web development, and sales force integration.

✓ **TE Mitchell Brinkman** is studying Sports Administration and served an internship in the spring of 2021 working for USF Vice President of Athletics Michael Kelly.

✓ **LB Coach Ernie Sims** was ranked the No. 1 recruit in the nation by Rivals in 2003 before signing with Florida State where he became an ESPN first team All-American linebacker and went on to be the No. 9 overall pick in the 2006 NFL Draft by the Detroit Lions in 2006. Sims played eight NFL seasons with four teams and the Tallahassee native recorded 623 tackles in the NFL.

✓ **WR Coach Bobby Bentley's** son, Jake Bentley (now a quarterback at South Alabama), started at quarterback against USF in the 2016 Birmingham Bowl for South Carolina. Bentley passed for 390 yards and three touchdowns, but the Bulls prevailed, 46-39 (OT), as Quinton Flowers passed for 261 yards and 2 TD and ran for 105 yards and three TD as USF finished 11-2.

TRANSFERS WILL HAVE MAJOR IMPACT

Entering the 2021 season, the Bulls have 29 players who played at a previous college or university, including 17 who have yet to play for USF.

■ 18 FBS transfers are on the roster.

KEY NEW TRANSFER ADDITIONS

WR Demarcus Gregory (Ole Miss)
S Matthew Hill (Auburn)
S Will Jones II (Kansas State)
RB Jaren Mangham (Colorado)
CB TJ Robinson (Rutgers)
CB Timarcus Simpson (Eastern Michigan)
DE Jamari Stewart (Mississippi State)
WR Yusuf Terry (Baylor)
CB Christian Williams (Miami)
QB Jarren Williams (Miami)

KEY TRANSFERS WITH USF EXPERIENCE

TE Mitchell Brinkman (Northern Illinois)
S Isaiah Cromarty (Webber International)
RB Darrian Felix (Oregon)
QB Cade Fortin (North Carolina)
DT Blake Green (NW Missouri State)
OL Jarrett Hopple (Virginia Tech)
OL Demontrey Jacobs (Grambling State)
DT Thad Mangum (Wofford)
S Brock Nichols (Delaware State)
WR Bryce Miller (Southeastern University)
PK Jared Sackett (Arkansas)
DE Ryan Thaxton (Tennessee)
WR Latrel Williams (Tennessee)



BULLS WIN PK SHOOTOUT VS. NATIONALLY RANKED WOMEN'S SOCCER TEAM

Football met futbol on the USF soccer pitch late in fall camp as Coach Scott brought the Bulls next door following a practice to challenge USF's nationally ranked and four-time defending conference champion women's soccer team. It was a challenge match, a penalty-kick shootout between Coach Denise Schilte-Brown's women's soccer team, coming off a season-opening victory against the Florida Gators, and the football team. Amid the backdrop of Scott making a \$10,000 donation USF's "Stampede for Women," an initiative designed to raise scholarship money and build facilities for USF's women's sports, it was pure competition and camaraderie. After five rounds of PKs, it was tied 4-4. But nobody wanted a tie. So it was down to the coaches. With Scott in goal, hastily putting on pass-catching gloves, Schilte-Brown lined up for her opportunity but hit the goal post. Scott fired his opportunity just past Schilte-Brown's reach to gain the win. Linebacker Dwayne Boyles served as the Bulls goalie during the event and made one crucial save.

TIME TO "EAT"

The Bulls 2021 season slogan is "It's Time To E.A.T." The "E" stand for Embrace, the "A" Attack and the "T" Together. Coach Scott has said the team was setting the table in 2020, now it is time to eat.

USF FOOTBALL 25-YEAR TIMELINE

October 13, 1991: Feasibility Committee Meets

USF president Frank Borkowski appointed a 40-person committee to assess the feasibility of adding a football program.

July 12, 1993: Lee Roy Selmon Joins USF Athletics

Selmon, the former Tampa Bay Buccaneers All-Pro and eventual inductee into the Pro Football Hall of Fame, left his banking career to become USF's Associate Athletic Director of External Affairs and spearhead an aggressive fundraising campaign and growing support for a football program.

Aug. 24, 1993: Community Support Galvanizes

With a fundraising goal of \$10-million (and a \$5-million endowment before seeking State Board of Regents approval for the start of USF football), Tampa attorney and sports-activist Ed Rood makes a pledge of \$2-million.

Sept. 15, 1995: USF Football Is Approved

Florida's State Board of Regents approves the start of the program by a 13-1 vote. USF becomes the first university ever to begin a program at the I-AA level.

Dec. 3, 1995 : Jim Leavitt Hired as First Head Coach

Leavitt, the co-defensive coordinator at Kansas State University and a St. Petersburg native, is named USF's first head football coach. He would go on to head the program for its first 14 years of existence.

Sept. 6, 1996: The First USF Football Practice

First-ever football practice is held on former intramural fields on the far east end of campus.

Sept. 6, 1997: The First Game

Before a sellout crowd of 49,212 at Tampa Stadium, USF opens play in football for the first time. The Bulls record their first win in an 80-3 blowout of Kentucky Wesleyan.

Sept. 20, 1998: First National Ranking

After opening up their second season with wins over Slippery Rock, Valparaiso and Liberty, the Bulls climbed to their first national ranking entering FCS polls from The Sports Network and ESPN/USA Today at No. 23 and No. 25, respectively.

Oct. 3, 1998: First Game in Raymond James Stadium

After playing its first nine home games in Tampa Stadium, including the opening two of the 1998 season, USF takes the field at brand new, 65,857-seat Raymond James Stadium and downs The Citadel, 46-6.

December 1998: Initial First-Team All-American

Kicker Bill Gramatica is named a first team FCS All-American by the American Football Coaches Association. Two seasons later, Gramatica hit an FCS-record 63-yard field goal.

Sept. 4, 1999: First FBS Opponent

USF takes on its first Division 1-A FBS opponent, falling at San Diego State, 41-12, in the opening game of the 1999 season.

Oct. 11, 1999: Finding A Home in Conference USA

USF football, already planning a transition to the Football Bowl Subdivision in 2000, is approved for membership in Conference USA during the league's expansion meetings in New York.

Oct. 16, 1999: First Victory Over a Ranked Foe

In its final full season of FCS play, USF gets its first victory against a ranked opponent, defeating No. 6-ranked (FCS) Illinois State 14-13 at Raymond James Stadium.

Sept. 30, 2000: First Victory Over No. 1

USF continues to make waves in national college football when the Bulls defeat FCS No. 1-ranked Troy State, 20-10, before 25,786 fans at Raymond James Stadium.

Oct. 28, 2000: First Victory Over an FBS Team

During the Bulls' 2000 transition season, USF breaks through with a 21-13 victory at Connecticut, for its first win over an FBS opponent.

April 22, 2001: First NFL Draft Picks

At the 2001 NFL draft, three USF players were taken in consecutive order in the fourth round. Offensive lineman Kenyatta Jones went to the New England Patriots on the 96th pick. Defensive back Anthony Henry was taken by the Cleveland Browns with the 97th pick. Placekicker Bill Gramatica went to the Arizona Cardinals with the 98th pick.

Sept. 28, 2002: First National Television Appearance

The Bulls make their first appearance on national television at No. 2-ranked Oklahoma Sooners on TBS. USF's performance in a 31-14 defeat was more than respectable. The Bulls limited the Sooners to just 239 total yards. Oklahoma finished 12-2 and ranked No. 5 nationally that season, averaging 392.6 yards per game.

USF FOOTBALL FACILITY IMPROVEMENTS



Entering 2021, USF completed a \$3.3 million upgrade to its current football facilities, including:

- A completely renovated locker room featuring: 120 lockers, state of the art digital lighting and surround sound system, a team lounge with two 86" big screen TVs, video game console, pool table, ping-pong table and furnishings, a nutrition fueling station, new LED graphics and 55" monitors throughout.
- New entry ways, graphics and carpeting throughout the operations area.
- New team room graphics and chairs.
- Renovated coaches offices and staff rooms with new furniture, graphics and carpeting.

INDOOR PERFORMANCE FACILITY

USF is moving forward with plans to break ground on an 88,000-square foot indoor facility this fall at a cost of approximately \$22 million, which will feature a 100-yard turf field, climate control, branded lobby and observation deck slated for completion prior to the start of the 2022 season.

USF FOOTBALL CENTER

Following completion of the Indoor Performance Center, USF has plans to add an additional USF Football Center that will serve as a new home for USF football with coaches offices, meeting spaces, weight room, locker room, training and equipment areas and player lounge

NOTING CADE FORTIN

■ Named Game 1 starter at NC State. Will be his first start for USF as he will become the 19th starting quarterback in program history. 10 Bulls have won in their first career start. The last to post a win in their first start was Jordan McCloud with a 55-16 victory over South Carolina State in 2019.

■ Fortin previously started four games for North Carolina and made his last career start vs. NC State on Nov. 24, 2018. The Tar Heels lost, 34-28 in overtime, but Fortin played well completing 19-of-40 passes for 276 yards, one touchdown and one interception and running for 15 yards and a touchdown.

■ Fortin is 0-4 as a starter with losses in 2018 while at North Carolina to ECU (41-19), Virginia Tech (22-19) Duke (42-35) & NC State (34-28 OT) as the Tar Heels went 2-9.

■ Fortin was not on a roster during the 2019 season as he was transferring from North Carolina.

■ Fortin was Jeff Scott's first recruit at USF, with Scott calling him the day after he was officially announced. Fortin was one day away from signing with Syracuse University, his choice over Vanderbilt and Kansas.

■ While playing for North Gwinnett High School, Fortin was one of the nation's top quarterback prospects in the Class of 2018. He was in a practically unmatched group of 2018 quarterbacks in the state of Georgia that included Fortin; Trevor Lawrence (Clemson, No. 1 pick in 2021 NFL draft with the Jacksonville Jaguars); Justin Fields (Ohio State, No. 11 pick in the 2021 NFL draft with the Chicago Bears); Emory Jones (expected to start for the Florida Gators); and Jarren Williams (who started at Miami and now is Fortin's teammate at USF).

■ Before Fortin's senior high school season, he commit-

ted to Texas A&M and Coach Kevin Sumlin. In December, as he made final plans for early enrollment at Texas A&M, where he already had secured his apartment, the Aggies fired Sumlin and his staff. As Jimbo Fisher took over at Texas A&M, Fortin quickly pivoted to his second choice at North Carolina.

■ In his second game for North Gwinnett, he broke his left leg in his senior season while getting trapped under the weight of a tackler. Fortin's high school career was done.

■ Last season at USF he missed the first two games due to COVID. He played in only two games and attempted just eight passes. When things finally went well — his 33-yard run against Tulsa put USF in the red zone — he suffered a season-ending shoulder injury on the play as the Bulls completed the 72-yard TD drive.

■ "Cade" came from Cade McNown, a UCLA All-American quarterback who played in the NFL. Fortin's parents just thought that name sounded cool.

■ Fortin's father, a former walk-on football player at San Diego State, runs a successful chiropractic practice near Atlanta. His mother, Debi, is a CPA who now runs the financial side of the family business.

■ Athletic success runs in the Fortin family. His uncle, Roman, was a 12-year NFL offensive lineman with the Chargers, Lions and Falcons. His sister, Alexa, is a volleyball setter at the University of Georgia. His aunt married the son of Steve Bartkowski, the former Atlanta Falcons quarterback and first overall pick in the 1975 NFL draft.

■ When football is done, Fortin envisions a career in sports, perhaps in an athletic department or front office. After earning his undergraduate degree in the spring, he's enrolled in USF's highly regarded sports management and business administration program, where he is pursuing a dual master's degree.

USF FOOTBALL 25-YEAR TIMELINE

June 1, 2004: The USF Athletics Center

An \$18.2-million, 104,000-square-foot facility is open for business. And with that, a humble era of football coaching offices in trailers and a cramped weight room becomes history.

July 1, 2005: Big Time in The Big East

USF officially becomes a member of the Big East Conference, one of six leagues that get an automatic BCS bowl bid for its champion.

Sept. 24, 2005: Bulls Win in Big East Debut

USF made a splashing debut in the Big East Conference as the Bulls upset No. 9-ranked Louisville, 45-14, in front of 33,586 fans at Ray Jay.

Dec. 31, 2005: The First Bowl Game

After challenging for the Big East championship in its first season, USF settles for the program's first bowl bid. USF falls 14-0 against the ACC's N.C. State Wolfpack in the Meineke Car Care Bowl.

Dec. 23, 2006: First Bowl Victory

Following an 8-4 regular season, which included six wins in the last eight games, USF goes to the Papajohns.com Bowl and defeats the East Carolina Pirates, 24-7.

Sept. 8, 2007: Big Win in SEC Country

In the second game of the 2007 season, the Bulls traveled north to Auburn to face the No. 17-ranked Tigers. Quarterback Matt Grothe hit Jessie Hester Jr. for an overtime touchdown, the Bulls departed with a 26-23 victory stunning 82,617 at Jordan-Hare Stadium.

Sept. 28, 2007: Ray Jay Goes Wild

Two weeks after entering the national rankings for the first time as an FBS team, No. 18 USF downed No. 5 West Virginia, 21-13, in a Friday night ESPN2 game before a delirious throng of 67,012 at Raymond James Stadium and a national TV audience.

Sept. 30, 2007: Fastest Ascent Ever

Following upsets of No. 5 West Virginia and No. 17 Auburn, USF reaches the No. 6 ranking in the AP Poll just 106 polls after moving up to the FBS level. It marks the fastest ascension into the top 10 in the modern era of college football. The next week, the Bulls move up to No. 5, marking the record for the fastest ascension into the top 5.

Oct. 14, 2007: We're No. 2!

After improving to 6-0 following a demolition of rival UCF, 64-12, the 11th-year USF football program is voted No. 2 in the AP poll.

December 2008: Two-Time First-Team All-American

Defensive end George Selvie was named a consensus first team All-American in 2007 after leading the nation with 31.5 tackles for loss. He repeated in 2008, being named a first team All-American by the American Football Coaches Association to become the program's first two-time, first team All-American.

Sept. 26, 2009: First Win Over Florida's Big Three

Led by freshman quarterback B.J. Daniels, the Bulls stun the No. 18-ranked Florida State Seminoles 17-7 at Tallahassee's Doak Campbell Stadium. It's the first USF victory against a member of the state's "Big Three" and establishes the Bulls as a serious contender.

Dec. 31, 2010: Six Straight Bowl Games

USF makes its sixth straight bowl appearance and posts a 31-26 victory against Clemson in the Meineke Car Care Bowl, marking the program's fourth bowl win, third straight and first against a BCS opponent.

Sept. 3, 2011: Winning At Notre Dame

The Bulls open the 2011 season with a 23-20 road upset of the No. 16-ranked Notre Dame Fighting Irish.

Sept. 29, 2012: 69,383 Fill Ray Jay

A USF record home crowd of 69,383 fills Raymond James Stadium to watch the Bulls take on No. 4-ranked Florida State.

Dec. 29, 2016: Winning 11 Games

The Bulls defeat the SEC's South Carolina, 46-39, in overtime at the Birmingham Bowl behind an MVP performance from Quinton Flowers. The Bulls finish 11-2 and ranked 19th in the final AP poll, the program's first postseason ranking.

Dec. 23, 2017: 10 Wins & Top 25

USF downs Texas Tech, 38-34, to win a second straight Birmingham Bowl and finish 10-2 and ranked No. 21 in the final AP poll, completing a program record 20 straight weeks appearing in the Top 25.

Sept. 22, 2018: Fastest to 150

When USF defeated East Carolina, 20-13, on Sept. 22, 2018, it marked the program's 150th FBS victory. The Bulls reached that milestone faster than any team in Florida college football history.

Dec. 9, 2019: Florida Native Scott Named Head Coach

Florida native Jeff Scott is hired as the fifth head coach in program history. The former Clemson offensive coordinator helped lead the Tigers to five straight CFP appearances and two national titles (2016 & 2018).

SWEET PAD!

Raymond James Stadium hosted Super Bowl 55 on Feb. 7, as the Bucs defeated the Chiefs in the stadium's third Super Bowl. It also hosted the 2017 CFP Championship game. In recent years, the stadium has undergone major upgrades securing its stature among the finest venues:

- The first venue IN THE WORLD to feature Sportsbeam LED Field Lighting, which allows for 2.1 million color combinations and 100s of lighting effects. (2020)
- The addition of 5G network connectivity. (2020)
- \$10.4 million in COVID-19 mitigation, cleaning and sanitization enhancements, including installation of 775 hand sanitizer stations in the stadium and surrounding lots. (2020)
- Nearly \$160 million in upgrades (2018), including: a new 8,000-square-foot, full-service premium sports bar, new East & West Stadium Clubs that include sleek new bars, a club lounge, massive video displays, 162 TVs, and a state-of-the-art audio system, concourse and concession enhancements and locker rooms.
- State of the art, high visibility 9,600-square-foot video displays in both end zones along with the addition of a new 2,300-square-foot video towers in each corner and stadium ribbon board. All together, the video displays cover more than 28,000-square-feet, making Raymond James Stadium the third-largest video displays in the United States.



BULL POUNDS

Coach Scott set a goal for the team of 500 "Bull Pounds" by the team's "Big Weigh-In" at the start of fall camp. Bull Pounds are calculated by targeted weight gains and weight loss across the roster totaled for a final tally. In the spring, the Bulls reached around 300 Bull Pounds. At the Big Weigh-In on Sept. 2, the Bulls recorded 525 Bull Pounds reached - making the goal and more. Some of the big movers in gains and losses over the 2020 playing weight are:

- Donovan Jennings - (-11) to 227
- Demetris Harris - (-28) to 309
- Chris Carter - (-8) to 238
- Antonio Grier - (-9) to 213

- Darrian Grant - +9 to 263
- Rashawn Yates - +9 to 280
- TJ Robinson - +8 to 198
- Darrian Felix - +6 to 184
- Kelley Joiner - +7 to 179
- Xavier Weaver - +8 to 178

CLEMSON CONNECTION

Head Coach Jeff Scott is just one of five primary staff connections for the USF program to the Clemson program. Scott's father, Brad, serves as the Bulls Chief of Staff and was a key member of the Tiger's staff from 2001-2019. Assistant Coaches Daquan Bowers and Xavier Dye both played at Clemson and coached at Clemson. Bowers earned consensus All-America honors following his junior season at Clemson in 2010 in which he posted 67 tackles, 26 tackles for loss and led the nation with 15.5 sacks. He earned the Bronko Nagurski Trophy as college football's top defensive player, the Ted Hendricks Award as the nation's top defensive end and the ACC's Defensive Player of the Year award. A dean's list student at Clemson, Dye played wide receiver for the Tigers from 2007-10 and was two-year starter (2009-10). The most recent Clemson addition is assistant coach Cam Aiken who worked on Dabo Swinney's staff for nine seasons, serving last season as a senior offensive assistant helping the Tigers to once again return to the College Football Playoff as he worked closely with offensive coordinator Tony Elliott.

BOWDEN DNA RUNS IN USF PROGRAM

The Bobby Bowden influence is unmistakable throughout the Bulls' program. USF head coach Jeff Scott practically grew up on the practice field and in the locker room of Florida State football. That's where he mingled with dozens of All-American players as he tagged along with his father, Brad, a Seminole assistant. That's where he decided — at age 11 — that he would one day become a college football coach. And that's where he watched and learned from

the legendary Bobby Bowden. Scott vividly remembers the classic 1991 game at Doak Campbell Stadium — No. 1-ranked FSU vs. the No. 2 Miami Hurricanes. Scott sat deep in the metal locker area of quarterback Charlie Ward, a future Heisman Trophy winner, while Ward sat on a stool and Bowden came in to address the players. Scott was 3 when the family moved to Tallahassee after his father accepted a position on Bowden's staff in 1983. He was 13 when the Seminoles defeated Nebraska 18-16 on Jan. 1, 1994 at the Orange Bowl, then his father left the next day to become head coach at South Carolina.

Brad Scott, the offensive coordinator on Bowden's first national-championship team, is assisting his son as the USF chief of staff. He served for 11 seasons as an assistant coach at Florida State under Bobby Bowden, the last four seasons as offensive coordinator, helping develop Heisman Trophy winner Charlie Ward and the "Fast Break" offense the Seminoles used to win the 1993 national title.

USF's linebackers coach is Ernie Sims, a Tallahassee native and former FSU All-American who achieved his dream of playing for Bowden. Sims has a photo in his office of Bowden visiting his home during a recruiting session, when Bowden brought the No. 34 jersey (retired to honor former All-American Ron Sellers) and said Sims would be allowed to wear it if he signed with FSU.

SUPER SENIORS

USF welcomed back eight players that are using the COVID season to play as "Super Seniors" in 2021, including four defensive linemen that will be key parts of the defense. They are: DT Kevin Kegler, DT Thad Mangum, DT Blake Green, DT Kelvin Pinkney, S Brock Nichols, TE Mitchell Brinkman, OL Jarrett Hopple, OL Michael Wiggs

RAZOR CLOSE LOSSES IN 2020

- USF's one-point loss (34-33) at Memphis marked the Bulls' closest loss since falling by one, 37-36, vs. Syracuse in Tampa in 2012.
- The Bulls' previous two-point road loss at Temple (39-37) this season, is also the second-closest loss in the last eight seasons dating to 2012. In fact, the one-point loss marked just the fourth in program history, with two occurring in the program's first season (1997), and the two-point loss was also just the fourth ever.

DAY DAY MAKIN' PLAY PLAYS

Sophomore defensive back Daquan "Day Day" Evans saw action in 12 games as a true freshman and emerged as a big play maker in his 2020 campaign.

- He posted **interceptions in three straight games**, getting picks vs. Temple, Tulsa and Memphis — returning the last vs. the Tigers 51 yards for a touchdown.
- He led USF with three interceptions on the year and with returns of 56, 51 and 31 yards, his 138 return yards were just 26 shy of the USF season record set in 2007.

SITUATIONAL RECORDS

Under Scott 2020

vs. Top-25 opponents (AP/Coaches)	0-2	0-2
vs. Top-10 opponents (AP/Coaches)	0-1	0-1
USF scores first	0-2	0-2
Opponent scores first	1-6	1-6
USF leads after 1st quarter	1-0	1-0
Opponent leads after 1st quarter	0-8	0-8
USF leads at half	1-2	1-2
Tied at half	0-0	0-0
Opponent leads at half	0-6	0-6
USF leads after 3rd quarter	1-2	1-2
Opponent leads after 3rd quarter	0-6	0-6
Tied after 3rd	0-0	0-0

USF OFFENSE

SCORING: 17 points or less	0-3	0-3
SCORING: 20 or more points	1-3	1-3
SCORING: 30 or more points	0-3	0-3
SCORING: 40 or more points	0-1	0-1
TOTAL OFFENSE: 400 or more yards	1-1	1-1
TOTAL OFFENSE: 500 or more yards	0-1	0-1
TOTAL OFFENSE: 300 yards or less	0-2	0-2
RUSHING: 200 or more yards	1-1	1-1
RUSHING: 300 or more yards	1-0	1-0
RUSHING ATT: 40 or more	0-3	0-3
PASSING: 200 or more yards	0-4	0-4
PASSING: 300 or more yards	0-2	0-2
PASSING ATT: 30 or more	0-5	0-5
1st DOWNS: at least 20	1-4	1-4
3rd DOWNS: convert 40% or more	1-1	1-1
TURNOVERS: two or less	1-5	1-5

USF DEFENSE

SCORING: allow 15 points or less	1-0	1-0
SCORING: allow 20 points or less	1-0	1-0
SCORING: allow 21 points or more	0-8	0-8
TOTAL OFFENSE: 300 yards or less	1-0	1-0
RUSHING: allow 150 yards or less	0-2	0-2
RUSHING: allow 100 yards or less	0-0	0-0
PASSING: allow 150 yards or less	1-1	1-1
PASSING: allow 100 yards or less	1-0	1-0
1st DOWNS: allow 15 or less	0-0	0-0
3rd DOWNS: convert 33% or less	0-0	0-0
TURNOVERS: two or more	1-2	1-2

TEAM COMPARISON

RUSHING YARDS: USF has more	1-3	1-3
PASSING YARDS: USF has more	1-4	1-4
TOTAL YARDS: USF has more	1-1	1-1
TURNOVERS: USF has fewer	1-1	1-1
TIME OF POSSESSION: advantage	0-3	0-3
1ST DOWNS: USF has more	1-2	1-2
PENALTIES: USF has fewer	1-3	1-3
SPECIAL TEAMS SCORE: USF scores TD	1-0	1-0

USF INDIVIDUALS

RUSHING: 100-yard rusher	0-1	0-1
PASSING: 200-yard passer	0-3	0-3
RECEIVING: 100-yard receiver	0-1	0-1
RUSH/PASS: 100-yard rusher/200-yard passer	0-1	0-1

USF LARGEST CROWDS

1. 99,235	at Penn State	Sept. 3, 2005	L, 23-13
2. 90,612	at Florida	Sept. 12, 2010	L, 38-14
3. 83,524	at Florida State	Sept. 26, 2009	W, 17-7
4. 82,617	at Auburn	Sept. 8, 2007	W, 26-23 OT
5. 80,795	at Notre Dame	Sept. 3, 2011	W, 23-20
6. 78,900	at South Carolina	Sept. 18, 2004	L, 34-3
7. 78,111	at Wisconsin	Sept. 27, 2014	L, 27-10
8. 76,780	at Alabama	Aug. 30, 2003	L, 40-17
9. 74,432	at Oklahoma	Sept. 28, 2002	L, 31-14
10. 72,811	at Florida State	Sept. 12, 2015	L, 14-34
11. 70,401	at Michigan St.	Sept. 7, 2013	L, 21-6
12. 69,383	vs. Florida State	Sept. 29, 2012	L, 30-17
13. 67,012	vs. West Virginia	Sept. 28, 2007	W, 21-13
14. 66,469	vs. Miami	Nov. 28, 2009	L, 31-10
15. 65,948	vs. UCF	Oct. 13, 2007	W, 64-12

BOLD = HOME

SEASON HONORS AMERICAN CONFERENCE

PRESEASON All-AAC HONORS

- Antonio Greir (LB):** Phil Steele, 1st Team; Athlon: 3rd Team
- Dwayne Boyles (LB):** Phil Steele, 2nd Team; Athlon: 4th Team
- Donovan Jennings (OT):** Phil Steele, 3rd Team; Athlon: 2nd Team
- Kelley Joiner (RB):** Phil Steele, 4th Team
- Brad Cecil (OC):** Phil Steele, 4th Team; Athlon: 4th Team
- Demontrey Jacobs (OT):** Phil Steele, 4th Team;
- Mitchell Brinkman (TE):** Athlon: 4th Team
- Demetris Harris (OG):** Athlon: 3rd Team
- Rashawn Yates (DT):** Athlon: 4th Team

AAC PLAYERS OF THE WEEK

TBD :--

AAC HONOR ROLL

Week 1:--

GAME CAPTAINS

Week 1 (NC State): TBD

QUOTABLE

"It was what I hoped it would be. The goal was to have the team know who the starter was before we announced it."

- **Jeff Scott, on naming Fortin Game 1 starter**

"Preparation is what weeds out nervousness. Getting in the film room, learning our opponent, that builds the confidence and eases the pressure anybody might feel. We're going to play hard and play together. Regardless of good or bad, we're going to stick together."

- **Cade Fortin**

"Cade is the nicest guy you'll ever meet," Bulls center Brad Cecil said. "And he's one of the best leaders you'll ever meet. He is social and friendly in a soft-spoken kind of way. But he sets an example for all of us through his actions. Just watch how he takes notes in meetings. He doesn't miss a detail."

- **Brad Cecil**

■ Combined with a 52-yard interception return in his freshman season (also vs. Memphis), Evans has **three 50-yard-plus interception returns on his career** and his 190 career return yards are second all-time, just 29 shy of the USF record held by Trae Williams (2004-07).

BOYLES AT HEART OF BULLS DEFENSE

Linebacker Dwayne Boyles led USF in tackles (75) and tackles for loss (12.5) in 2019, but had his 2020 season limited by missing action. The junior is the heart of the Bulls defense, making many of the reads and play calls from his linebacker position.

■ After posting four tackles in the 2020 season opener, Boyles missed the next three games (Notre Dame, Cincinnati and ECU) due to being on the unavailable list.

■ The Miami native returned for the Temple game and promptly led USF with nine tackles and blocked his first career field goal, turning back a Temple attempt just before the half.

■ In the 2020 season finale, Boyles led all players with 13 tackles and added 2.0 TFL in a 58-46 loss to UCF.

■ Boyles enters 2021 as USF's top returner in career tackles and TFL with 138 and 18.5, respectively. Fellow linebacker Antonio Grier is the next closest with 117 and 14.0.

POSTGRADUATES

The 2021 roster features 12 players that have already received their undergraduate degree, including sophomore quarterback Cade Fortin and three of his primary targets in TE Mitchell Brinkman, WR Bryce Miller and WR Latrell Williams as well as five defensive linemen that will figure prominently in the depth chart.

The list: Cade Fortin (QB), Latrell Williams (WR), Kevin Kegler (DT), Brock Nichols (S), Blake Green (DT), Bryce Miller (WR), Thad Mangum (DT), Darrien Grant (DT), Demetris Harris (G), Jarrett Hopple (G), Mitchell Brinkman (TE) and Kelvin Pinkney (DT).

19 FIRST-TIME STARTERS IN 2020

USF entered 2020 with 15 returning starters, but between injuries and COVID-19 related unavailability, the Bulls saw 19 players make their first USF start in head coach Jeff Scott's first season.

■ Among the 18 first-time USF starters were five freshmen, two sophomores, six transfers and one former walk-on.

■ The Bulls had four first-time starters on the offensive line.

RECORDS WATCH

40+ YARD FIELD GOALS IN A GAME

NAME	GAME
4 Spencer Shrader	at Memphis, 11/7/20
3 Maikon Bonani	vs. Syracuse, 10/27/12

4+ FIELD GOALS IN A GAME

NAME	GAME
5 Emilio Nadelman	vs. Temple, 9/21/17 (44, 28, 25, 37, 44)
5 Maikon Bonani	vs. Syracuse, 10/27/12 (35, 32, 46, 41, 47)
4 Spencer Shrader	at Memphis 11/7/20 (49, 47, 46, 41)
4 Emilio Nadelman	vs. Cincinnati 10/14/17 (39, 28, 21, 24)
4 Marvin Kloss	vs. Cincinnati 10/5/13 (25, 52, 24, 40)

INTERCEPTION RETURN YARDS - SEASON

NAME	YARDS	YEAR
1. Trae Williams (Sr.)	164 (6)	2007
2. Daquan Evans (So.)	138 (3)	2020
3. Ben Moffitt (So.)	136 (4)	2007

INTERCEPTION RETURN YARDS - CAREER

NAME	YARDS	YEAR
1. Trae Williams	219 (16)	2004-07
2. Daquan Evans (So.)	190 (4)	2019-
3. Devin Abraham	189 (9)	2014-17

TOUCHDOWN RECEPTIONS - CAREER

NAME	TD	YEAR
1. Andre Davis	17	2011-14
8. Mitchell Wilcox	11	2016-19
Marquez Valdes-Scantling	11	2016-17
10. Hugh Smith	10	1999-2002
RJ Anderson	10	1998-99
Bryce Miller	7	2019-present

QUOTABLE

"I run away from people."

"(I had) two holes in both hamstrings (last season)."

- **RB Darrian Felix**

"No question, he can take it to the house."

- **Cam Aiken, on Darrian Felix**

"You guys are powerful human beings, strong men, great representatives of our university. When you come out and support us in these numbers, it gives us the power to plow through a game like (beating the Gators). I always want our football team to win. I want you to win even more now. We are behind you guys, too!"

- **USF women's head soccer Coach Denise Schilte-Brown**

"I hope I can have just half the impact on my players as Coach Brown had on his players."

- **Jeff Scott**



A PREEMINENT UNIVERSITY

Designated a "Preeminent State Research University" by the Florida board of governors in 2018, USF is in elite company with the University of Florida and Florida State University as the only three state universities to earn the designation.

■ USF enrollment **surpassed 50,000 students** for the first time in the fall of 2017, now with 50,830 students currently enrolled across the three campuses: USF Tampa, USF St. Petersburg and USF Sarasota-Manatee.

■ USF ranks 30th among U.S. public institutions according to the 2020 Times Higher Education World University Rankings.

■ **INNOVATIVE:** USF is the nation's 7th leading public university in generating new United States utility patents and ranks 16th among universities worldwide.

■ USF is home to students from all 67 Florida counties, all 50 states and more than 140 countries, the USF System continues to admit a very diverse student body.



CHAMPA BAY!

The Bay area has staked a claim as the epicenter of championship sports teams in recent years. Home to four professional sports organizations, including the MLB Rays, NHL Lightning, NFL Buccaneers and USL Rowdies. All have had outstanding championship seasons in the last two years, making celebratory boat parades on the Hillsborough River in downtown Tampa a common occurrence.

■ Since 2020, the Bay Area has claimed a **Super Bowl Champion**, two **Stanley Cups**, an **American League Pennant** and a **USL Conference Championship**.

■ The **Tampa Bay Lightning** repeated as Stanley Cup champions as they downed the Montreal Canadiens (4-1) in the 2021 Stanley Cup Finals after dispatching the Dallas Stars (4-2) in 2020. The Lightning also won the Cup in 2004. They have reached the playoffs 5 of the last 6 seasons and the conference finals four times in that span.

■ The **Tampa Bay Buccaneers** acquired sure Hall of Fame players Tom Brady and Rob Gronkowski prior to the 2020 season and went on to down the Kansas City Chiefs (31-9) to win Super Bowl 55 in Raymond James Stadium. The Buccaneers became the first team in NFL history to play in and win a Super Bowl that was held at its home stadium. The Bucs also won a Super Bowl in 2002.

■ The **Tampa Bay Rays** won the American League pennant and reached the 2020 World Series, falling to the Los Angeles Dodgers in six games. The Rays also reached the 2008 World Series. The Rays had the best record in the American League (third-best in MLB) as of Aug. 28, 2021, and their established ace was former USF pitcher Shane McClanahan.


■ The **Tampa Bay Rowdies** soccer team won its conference and reached the USL Championship final in 2020.

■ The NBA's **Toronto Raptors** also played the 2020-21 season in Tampa's Amalie Arena.



THE USF FOOTBALL PROGRAM

- The Bulls have had five head coaches in 25 seasons.
- USF was ranked for a program record 20 straight weeks (2016-2017) has spent 48 weeks in the Top 25.
- The Bulls reached as high as the No. 2 ranking in 2007, becoming the fastest program to go from inception to a top 10 ranking in FBS history.
- USF has played in 10 bowl games and won six.
- USF has claimed victories in Tampa over Louisville, West Virginia, Georgia Tech, Pittsburgh, Kansas and North Carolina among others.
- USF has claimed road or neutral site wins over Florida State, Auburn, Clemson, Notre Dame, Miami, Louisville, NC State, West Virginia and TCU among others.
- USF has had 30 first-team All-Conference selections, including 1 Offensive Player of the Year, 1 Defensive Player of the Year, 2 Special Teams Players of the Year and 1 Rookie of the Year.
- USF has had five players selected a first-team All-American a total of six times.
- 13 USF players have been part of 17 Super Bowl teams, 10 part of a Super Bowl Champion, including last year as Bay area product Austin Reiter (Chiefs) and Jason Pierre-Paul (Buccaneers) went head to head.



RAYMOND JAMES STADIUM: HOME OF BULLS, BUCS & SUPER BOWLS

TOP USF SEASON AVERAGE ATTENDANCE

RANK	AVERAGE	YEAR	GAMES	ATTENDANCE
1.	53,170	2007	6	319,019
2.	52,553	2009	6	315,319

TOP USF GAME CROWDS

RANK	ATTENDANCE	OPPONENT	DATE	WINNER	SCORE
1.	69,383	Florida St.	9/29/2012	FSU	L, 30-17
2.	67,012	West Virginia	9/28/2007	USF	W, 21-13
3.	66,469	Miami	11/28/2009	UM	L, 31-10
4.	65,948	UCF	10/13/2007	USF	W, 64-12
5.	63,976	Cincinnati	10/15/2009	UC	L, 34-17

- USF is one of the few college programs that play in an NFL stadium, opened on Sept. 20, 1998.
- Raymond James Stadium is home to the NFL's Tampa Bay Buccaneers and has hosted three Super Bowls: Super Bowl XXXV in 2001 (Ravens and Giants) and Super Bowl XLIII in 2009 (Steelers and Cardinals) and Super Bowl LV in 2021 (Chiefs and Buccaneers). The stadium also hosted the 2017 CFP National Championship Game won by Clemson over Alabama.



WELCOME TO THE SUNCOAST NOTING TAMPA & THE BAY AREA

- The greater Tampa Bay area has a population of more than 4 million and is one of the fastest growing areas in the country. It is the 13th largest TV market in the United States.
- Tampa ranks as fifth-most popular American city according to a Pew Research Center study.
- Tampa ranked as the 5th best outdoor city by Forbes. The area's average highs range 70 to 90 °F year round, and lows 52 to 76 °F.
- Nicknames: Cigar City & The Big Guava
- Tampa is near 18 beaches. In 2020, Trip Advisor rated Siesta Key the No. 1 Beach in America followed closely by St. Petersburg Beach (No. 2) and Clearwater Beach (No. 5).



THE HERD

In 2015, the USF Student Government passed a resolution to officially rename the USF student section The Herd. USF's student section can number more than 12,000, making it among the largest in the nation. Front row fans that arrive early and paint their bodies green and gold are known as **The Beef Studs**.

BULLS IN THE POLLS - WEEKS IN TOP 25: 48; TOP 20: 32; TOP 15: 12; TOP 10: 4

2021 WEEK	AP	COACHES	2021 WEEK	AP	COACHES
Preseason	NR	NR	Week 8		
Week 1	NR	NR	Week 9		
Week 2			Week 10		
Week 3			Week 11		
Week 4			Week 12		
Week 5			Week 13		
Week 6			Week 14		
Week 7			Week 15		

FOR THE RECORD:

HOME; ROAD; CONFERENCE; NON-CONFERENCE MARKS

HOME RECORD

■ **OVERALL:** 99-53 (.651) record in home games since the program started in 1997

RAYMOND JAMES STADIUM: 93-50 (.650)

* USF played the 1997 home schedule and the first two games of the '98 season in Tampa Stadium, going 6-3, moving to Raymond James for the Citadel game in '98.

■ **Winning Home Record:** 17 of 22 seasons.

Undefeated Home Record: 3 seasons: 2002, '01 & '00

One Loss Home Record: 8 seasons: 2017, '16, '15, '07, '06, '05, 1999 & '98.

Best Home Record: 7-0 in 2001.

■ **Losing home records:** 6 seasons: 2020 (1-3); 2019 (2-5); 2014 (2-5); 2013 (1-5); 2012 (2-4), 2011 (3-4) and 2004 (2-4).

ROAD GAME RECORD

■ **OVERALL:** 53-70 record in true road games

■ **Road winning road records:**

6 seasons: 2017, '16, '10, '07, '03 & '02

Road .500 record: 5 seasons: 2018, '09, '08, '06 & 1998

■ **CONFERENCE ROAD GAMES:** 29-40

American Conference Road Games: 15-17

Most Wins in a season: 4 (2016)

CONFERENCE RECORD

After spending the first six seasons of program history as an independent, USF joined Conference USA in 2003 and moved to the BIG EAST in 2005. Realignment morphed the BIG EAST into The American in 2013.

■ **OVERALL:** 59-76 in 19th year as conference member.

AMERICAN: 29-35 (.453); 9th season;

BIG EAST: 22-34 (.392) eight seasons;

C-USA 8-8 (.500) two seasons.

■ **AAC East Division:** 18-8 (.692), 5 seasons

Losses: vs. UCF (2017, 2018, 2019), at Temple (2016, 18 & 19), Cincinnati (2018, 2019)

■ **Most wins in a season:** 7, 2016.

■ **Conference Openers:** 10-8, 5-3 in The American.

NON-CONFERENCE RECORD

OVERALL: 49-25 (.662) in regular-season, nonconference games in 16th season as a conference member.

■ **AMERICAN:** 16-13, 9th season.

■ **BIG WINS Since 2007:** at Notre Dame (2011), vs. Miami (2010), at Florida State (2009), at N.C. State (2008), vs. No. 10 Kansas (2008), at Auburn (2007) & vs. North Carolina (2007).

■ **BIG EAST (2005-2012):** 30-9 (.769) in regular-season, nonconference matchups in 8 seasons.

■ **C-USA:** 3-3 (.500) record in two seasons.

ASSOCIATED PRESS (Week 1)

RK	TEAM	RECORD	PTS	TREND
1	Alabama (47)	1,548	1	0-0
2	Oklahoma (6)	1,462	6	0-0
3	Clemson (6)	1,447	3	0-0
4	Ohio State (1)	1,393	2	0-0
5	Georgia (3)	1,364	7	0-0
6	Texas A&M	1,223	4	0-0
7	Iowa State	1,160	9	0-0
8	Cincinnati	1,014	8	0-0
9	Notre Dame	1,009	5	0-0
10	North Carolina	999	18	0-0
11	Oregon	968	NR	0-0
12	Wisconsin	743	NR	0-0
13	Florida	728	13	0-0
14	Miami (FL)	663	22	0-0
15	Southern California	660	21	0-0
16	LSU	631	NR	0-0
17	Indiana	549	12	0-0
18	Iowa	513	16	0-0
19	Penn State	456	NR	0-0
20	Washington	449	NR	0-0
21	Texas	350	19	0-0
22	Coastal Carolina	232	14	0-0
23	Louisiana	208	15	0-0
24	Utah	176	NR	0-0
25	Arizona State	125	NR	0-0

COACHES POLL (WEEK 1)

RK	TEAM	REC	PTS	1ST	HI/LO
1	Alabama	0-0	1621	63	NR --_1/1
2	Clemson	0-0	1508	0	NR --_2/2
3	Oklahoma	0-0	1481	2	NR --_3/3
4	Ohio State	0-0	1435	0	NR --_4/4
5	Georgia	0-0	1386	0	NR --_5/5
6	Texas A&M	0-0	1286	0	NR --_6/6
7	Notre Dame	0-0	1139	0	NR --_7/7
8	Iowa State	0-0	1131	0	NR --_8/8
9	North Carolina	0-0	999	0	NR --_9/9
10	Cincinnati	0-0	979	0	NR --10/10
11	Florida	0-0	870	0	NR --11/11
12	Oregon	0-0	842	0	NR --12/12
13	Louisiana State	0-0	664	0	NR --13/13
14	Southern California	0-0	655	0	NR --14/14
15	Wisconsin	0-0	654	0	NR --15/15
16	Miami	0-0	575	0	NR --16/16
17	Indiana	0-0	573	0	NR --17/17
18	Iowa	0-0	554	0	NR --18/18
19	Texas	0-0	427	0	NR --19/19
20	Penn State	0-0	422	0	NR --20/20
21	Washington	0-0	404	0	NR --21/21
22	Oklahoma State	0-0	216	0	NR --22/22
23	UL Lafayette	0-0	153	0	NR --23/23
24	Coastal Carolina	0-0	150	0	NR --24/24
25	Mississippi	0-0	149	0	NR --25/25

VS. RANKED TEAMS

■ **LAST:** L, at No. 15 Cincinnati (28-7), Oct. 3, 2020

■ **LAST WIN:** W, 52-45 vs. No. 22 Navy on Oct. 28, 2016 in Raymond James Stadium.

■ **OVERALL RECORD:** 11-30 all-time vs. FBS ranked teams since joining the FBS in 2000.

15-35 overall vs. ranked foes, including a 4-5 record vs. I-AA (FCS) teams from 1997-2000.

■ **AT HOME:** USF is 7-15 at home vs. FBS ranked teams, last posting a win with a 52-45 win vs. No. 22 Navy, Oct. 28, 2016.

■ **ON THE ROAD:** 4-14 on the road vs. FBS ranked, last posting a win with a 23-20 victory at No. 16/18 Notre Dame on Sept. 3, 2011.

Wins vs. ranked teams on the road: W, 24-19 at No. 9 West Virginia (2006); W, 26-23 at No. 17 Auburn (2007); W, 17-7 at No. 18 Florida State (2009); W, 23-20 at No. 16 Notre Dame (2011)

FUTURE NON-CONFERENCE SCHEDULES

2022	2023	2024	2025	2026	2027	2028	
Sept. 3	BYU	Aug. 31	LOUISVILLE	Sept. 5	FAU	Sept. 9	at Miami
Sept. 10	HOWARD	Sept. 7	at Alabama	Sept. 12	at Alabama	Sept. 11	MIAMI
Sept. 17	at Florida	Sept. 14	NC STATE	Sept. 19	at Louisville	Sept. 18	at Boise State
Sept. 24	at Louisville	Sept. 21	W. KENTUCKY	Sept. 26	BETHUNE-COOKMAN	Sept. 25	FLORIDA A&M
						Sept. 25	at N. Illinois
						Sept. 13	at Notre Dame



JEFF SCOTT YEAR-BY-YEAR

2nd Season as a Head Coach

15th season overall in collegiate coaching

YEAR	SCHOOL	RECORD	POSTSEASON
2021	USF (HC)	-	
2020	USF (HC)	1-8	
HEAD COACH RECORD		1-8	-

2019	Clemson (Co-Offensive Coord./WR)	14-1*	CFP Championship Game
2018	Clemson (Co-Offensive Coord./WR)	15-0*	CFP National Title
2017	Clemson (Co-Offensive Coord./WR)	12-2*	CFP (Sugar)
2016	Clemson (Co-Offensive Coord./WR)	14-1*	CFP National Title
2015	Clemson (Co-Offensive Coord./WR)	14-1*	CFP Championship Game
COORDINATOR RECORD		70-5[^]	*5 ACC Titles/5 CFP

[^] Became coordinator in 2014 Russel Athletic Bowl

2014	Clemson (WR Coach/Recruiting Coord.)	10-3	Russel Athletic Bowl (W)
2013	Clemson (WR Coach/Recruiting Coord.)	11-2	Orange Bowl (W)
2012	Clemson (WR Coach/Recruiting Coord.)	11-2	Chick-fil-A Bowl (W)
2011	Clemson (WR Coach/Recruiting Coord.)	10-4*	Orange Bowl (L)
2010	Clemson (WR Coach/Recruiting Coord.)	6-7	Meineke Bowl (L)
2009	Clemson (WR Coach/Recruiting Coord.)	9-5	Music City Bowl (L)
2008	Clemson (GA then WR Coach)	7-6 [^]	Gator Bowl (L)

CLEMSON ASSISTANT COACH RECORD		130-31[^]	[^] assistant midway through 2008
2007	Presbyterian College (WR Coach)		

BOWL RECORD (Assistant)	10-5	15 Bowl Games
--------------------------------	-------------	----------------------

CFP GAMES (Assistant)	6-3	2-2 in Championship
------------------------------	------------	----------------------------

HIGH SCHOOL

2005-06	Head Coach, Blythewood HS (S.C.)	won 3A State Title
---------	----------------------------------	--------------------

Scott helped lead the Clemson to five straight College Football Playoff appearances, four CFP Championship games and national titles in the 2016 and 2018 seasons while coaching in nine CFP games and posting a 6-3 record.

HEAD COACH JEFF SCOTT

2nd Season at USF/2nd Season Overall Clemson, 2003

Named the fifth head coach in USF football history on Dec. 9, 2019, Jeff Scott was one of the most respected coordinators and recruiters in the nation when he took over the Bulls program.

Having served as the co-offensive coordinator at Clemson since 2015 and as a member of the Tigers' football staff at his alma mater since 2008, Scott was a key part of the rise of one of the most dominant football programs in the nation. He helped lead the Tigers to five straight College Football Playoff appearances, four CFP Championship game appearances (2015, 2016, 2018 & 2019 seasons) and national titles in the 2016 and 2018 seasons while coaching in nine CFP Playoff games and posting a 6-3 record. Scott returns to a home field in Raymond James Stadium where Clemson scored 21 fourth-quarter points to defeat Alabama, 35-31, in the CFP National Championship game on Jan. 9, 2017 to claim the program's first national title in 35 years.

SCOTT NOTABLES

CHAMPIONSHIP COORDINATOR

- ▶ In his five seasons serving as co-offensive coordinator/wide receivers coach, Clemson posted a 70-5 record and claimed five ACC championships.
- ▶ Clemson finished the 2019 season ranked No. 4 nationally in scoring offense (43.9 ppg) and No. 5 in total offense (528.7 ypg).
- ▶ During his stint as co-offensive coordinator, the Tigers went 70-5 (38-2 in the ACC) with just two regular season losses and posted the four winningest seasons in program history (2018 (15-0), 2019 (14-1), 2015 (14-1), 2016 (14-1)).
- ▶ Clemson averaged 40 points and 500 yards per game, while Tigers quarterbacks completed better than 66 percent of their passes. Clemson averaged better than 500 yards per game in four seasons and set 138 team and individual records, including marks for total offense (527.2 ypg), scoring offense (44.3 ppg), passing offense (5,009 yards), rushing offense (3,723 yards) and touchdowns (90).
- ▶ The top three total offense seasons in program history came with Scott as co-offensive coordinator, as did the top three scoring seasons, all with 577 points or better.

FLORIDA & COACHING IN THE BLOOD

- ▶ Born in Arcadia, Fla., just an hour and a half south (93 miles) of the USF campus.
- ▶ Scott's father, Brad, a 1979 graduate of USF, coached high school football in the state and spent 11 years as an assistant coach to Bobby Bowden at Florida State, including the last four as offensive coordinator and claiming the 1993 national title.
- ▶ During his father's tenure at Florida State, Scott attended elementary school across the street from the FSU practice fields and joined his father at practice after school.

AT HOME IN RAY JAY

- ▶ Scott returns to a home field in Raymond James Stadium where Clemson scored 21 fourth-quarter points to defeat Alabama, 35-31, in the CFP National Championship game on Jan. 9, 2017 to claim the program's first national title in 35 years.

PRODUCING NFL PLAYERS

- ▶ Eight wide receivers Scott coached were on 2019 NFL rosters, including Bay area products, Ray Ray McCloud, Deon Cain and Artavis Scott.
- ▶ He coached Fort Myers, Fla., product Sammy Watkins, a two-time All-American who set school season records for receptions (101), receiving yards (1,464) and touchdowns (12) and career marks for receptions (240), receiving yards (3,391) and receiving touchdowns (27) before being selected in the first round of the NFL Draft.
- ▶ Under Scott, DeAndre Hopkins earned second-team All-America honors before selection in the first round of the NFL Draft and going on to make four Pro Bowls.

ELITE RECRUITER

- ▶ Scott was Clemson's recruiting coordinator 2008-14, leading the Tigers to top-10 ranked classes in his first season of 2009 and also in 2011 and 2012.
- ▶ He was named a top-10 recruiter nationally by ESPN.com (2014), a top 25 national recruiter seven times by Rivals.com (2012, 2014, 2015, 2016, 2017, 2018, 2019) and the ACC Recruiter of the Year in 2015 by Rivals and in 2018 by 247Sports.

ONE SMART MATHEMATICIAN

- ▶ Graduated cum laude with a degree in mathematics, having earned President's List recognition with a 4.0 grade-point average in 2001 and 2002.

2021 USF FOOTBALL STAFF



CHARLIE WEIS JR.
Offensive Coordinator/Quarterbacks

Alma Mater: Kansas, '15
2nd Season with USF
• OC for FAU team that was 14th in NCAA in scoring in 2019
• On staffs with Atlanta Falcons and New England Patriots
• Won 2016 national championship as analyst at Alabama



ALLEN MOGRIDGE
Offensive Line Coach/Assistant Head Coach

Alma Mater: North Carolina, '99
2nd Season with USF
• O-line at FIU ranked in top 10 in sacks in '18 & '19
• Helped FIU to three straight bowl appearances
• Has nearly 20 years of coaching experience



CAM AIKEN
Running Backs/Run Game Coord.

Alma Mater: Clemson, '11
1st Season with USF
• Previous 9 seasons on Clemson staff
• Worked closely with Scott on offensive planning at Clemson
• Part of 6 CFP runs and 2 national championships with Tigers



BOBBY BENTLEY
Wide Receivers/Pass Game Coord.

Alma Mater: Presbyterian, '90
1st Season with USF
• Spent previous 5 seasons at South Carolina
• Highly successful high school coach in South Carolina
• Named a Rivals Top 25 Recruiter in 2019



XAVIER DYE
Tight Ends Coach/Recruiting Coord.

Alma Mater: Clemson, '10
2nd Season with USF
• Scott was his position coach as a WR at Clemson
• Coached with Scott at Clemson as a GA with the WRs
• Wide receivers coach at West Virginia in 2019



BRAD SCOTT
Chief of Staff

Alma Mater: USF, '79
2nd Season with USF
• Former head coach at South Carolina (1994-98)
• Offensive coordinator at Florida State, helping win 1993 national championship and quarterback Charlie Ward claim the Heisman Trophy.



ALBERT BOONE
Director of Football Operations

Alma Mater: Florida State, '03
4th Season with USF



GLENN SPENCER
Defensive Coordinator/Safeties

Alma Mater: Georgia Tech, '87
2nd Season with USF
• DC for FAU team that led NCAA in takeaways in 2019
• Coached 10 seasons at Oklahoma State
• Won two conference titles as head coach at West Georgia



GEORGE BARLOW
Cornerbacks Coach

Alma Mater: Marshall, '90
1st Season with USF
• Previous 7 seasons at NC State/Asst. HC for defense
• Brings 30 years of collegiate coaching experience
• Played safety at Marshall




DA'QUAN BOWERS
Defensive Line Coach

Alma Mater: Clemson, '19
2nd Season with USF
• Was No. 1 overall high school prospect by ESPN in 2008
• Second-round draft pick of the Tampa Bay Bucs in 2011
• Coached with Jeff Scott at Clemson



ERNIE SIMS
Linebackers Coach

Alma Mater: Florida State, '18
2nd Season with USF
• No. 9 overall pick in the 2006 NFL Draft/8 NFL seasons
• All-America linebacker at Florida State/No. 1 recruit in '03
• A Parade and USA Today prep All-American



DANIEL DA PRATO
Special Teams Coordinator

Alma Mater: Louisiana-Monroe, '03
2nd Season with USF
• Coached at Arkansas in 2019
• Coached two All-Americans at Montana State
• Played quarterback at ULM from 2002-03



AJ ARTIS
Strength & Conditioning Coach

Alma Mater: Campbell, '15
1st Season with USF
• Previously head strength & conditioning coach at Tennessee
• Spent two seasons at Duke
• Three-year football letterman at Campbell (WR & TE)



MIKE GIGLIO
Director of Recruiting and Pro Liaison

Alma Mater: Florida, '08
5th Season with USF

USF ATHLETIC COMMUNICATIONS

4202 E. Fowler Ave., ATH 100,
Tampa, FL 33620
OFFICE: 813-974-2125 FAX: 813-974-5328

**Associate AD/Communications/
Football Contact:** Brian Siegrist
Siegrist@USF.edu
Cell: 813-293-3897
**Associate Communications Director/
Secondary Football:** Dave Albrecht
Albrecht25@usf.edu
Cell: 561-525-4997
**Associate Communications Director/
Secondary Football:** Mike Hogan
MHogan@USF.edu
Cell: 813-469-0616

Website: www.GoUSFBulls.com



USF MEDIA POLICIES

WEEKLY PRESS CONFERENCE

USF holds a weekly press conference every TUESDAY at 11:30 a.m. during regular game weeks. Head coach Jeff Scott and selected players will be available in person in the Lee Roy Selmon Athletics Center.

Scott will also conduct a weekly update via ZOOM on THURSDAYS at 11:30 a.m. Links for that ZOOM call will be provided weekly.

CREDENTIAL REQUESTS

The online application for football credentials for the 2020 season can be found at https://gousfbulls.com/sb_output.aspx?form=25 . If you are requesting multiple credentials for a group, a form must be submitted for each person and emails provided for screening. Individual game credential requests must be made a week prior to each game. Due to limited capacity in the 2020 season, credential requests will be determined on a game-by-game basis and notifications on confirmation or denial provided by Tuesday of game weeks. Credentials will be available for pickup at Raymond James Stadium ONLY on game days at the south plaza will call window (far right).

INTERVIEW POLICIES

Under no circumstances should media members contact USF coaches or student-athletes without prior consent and approval from Associate Director of Athletics Brian Siegrist or Assistant Communications Director Dave Albrecht. The same policy applies to the family members of student-athletes. To request interviews outside of regularly-scheduled availabilities, please contact the USF Communications department at least 24 hours in advance. Only head coach Jeff Scott, defensive coordinator Glenn Spencer and offensive coordinator Charlie Weis Jr. are available from the coaching staff to speak with the media during the season. Freshman student-athletes are not available to the media until they have competed in a game for USF.

PLAYER INTERVIEWS

Players will be available twice per week during a normal game week. Those availabilities will occur after practices on Tuesday and during requested one-on-one periods on Thursday. To request a specific player for a one-on-one feature interview, please contact the USF Communications department at least 24 hours in advance.

STAFF INTERVIEWS

Coach Scott will be available two times per week during normal game weeks. Scott is available Tuesday during his weekly press conference (11:30 a.m.) and Thursday during his weekly ZOOM update (11:30 a.m.). He can also be heard on Monday evenings on the USF Football Radio Show on 95.3 WDAE. USF Offensive and defensive coordinators will be available after practice on Wednesdays. No other football coaching staff members are available to speak with the media.

POSTGAME POLICY

The USF locker room is closed at all times. Coach Scott will address the media following his postgame with the team. USF will take interview requests for players at the beginning of the fourth quarter and will provide 5-6 players post-game. On the road, USF will conduct interviews via ZOOM, with Coach Scott and 3-4 players available. All ZOOM links will be provided prior to game time.

COLLEGEPRESSBOX.COM

CollegePressBox.com is a great resource for media covering the Bulls and the AAC. Not only does it have media guides from the entire conference, but it also houses logos, head shots, action shots and much more. For access to the site, email Ted Gangi at webmasteratcollegepressbox.com.

▼ WEEKLY USF FOOTBALL MEDIA SCHEDULE ▼

MON	TUES	WED	THURS	FRI	SAT	SUN
Weekly Presser 11:30 AM: HC Jeff Scott & Players Radio Show 6-7 p.m. 95.3 WDAE; iHeart Radio	Coordinator Avail: 11:30 AM: Off Coord. Charlie Weis Jr. Def. Coord. Glenn Spencer	NO availability Travel Day	GAME DAY Postgame availability In person on site; via ZOOM remotely	NO availability	NO availability	NO availability

BULLS IN THE NFL

USF has 10 former Bulls under contract on 2021 NFL rosters.

Player (Pos.)	Team (Yrs with Team)
D'Ernest Johnson (RB)	Browns (2019-21)
Marlon Mack (RB)	Colts (2017-21)
Jason Pierre-Paul (DE)	Buccaneers (2018-21)
Austin Reiter (OL)	Chiefs (2018-21)
Deadrin Senat (DL)	Falcons (2018-21)
Marquez Valdes-Scantling (WR)	Packers (2018-21)
Rodney Adams (WR)	Chicago Bears (2021)
Mike Love (DE)	Buffalo Bills (2018-21)
Mitchell Wilcox (TE)	Cincinnati Bengals (2020-21)
Aaron Lynch (LB)	Jacksonville Jaguars (2021)



USF STUDENTS BRING THE NOISE TO RAY JAY

■ USF boasts one of the largest student sections in the country with 12,501 seats allocated to students and the ability to place as many as 16,000+ in the stadium.

■ USF students occupy the north endzone at Raymond James Stadium just below the Buccaneers pirate ship.

■ **The Beef Studs** are the most passionate student supporters who regularly occupy the first row and paint their bodies green and gold while donning bull horns.

USF FOOTBALL RADIO SHOW

The USF Football Radio Show airs Monday nights on 95.3 WDAE/620 AM and digitally on iHeart Radio Bulls Unlimited channel and can be watched on Youtube and Facebook (USF Football page). Bulls Head Coach Jeff Scott will join host Jim Loiuk, the Voice of the Bulls, and analyst Sam Barrington. The USF Football Radio Show airs from 6-7 p.m.



2021 SQUAD BREAKDOWN

LETTERMEN RETURNING (53)

OFFENSE (23)

Quarterback (2): Cade Fortin, Katravis Marsh

Running Back (4): Brian Battie, Darrian Felix, Kelley Joiner, Leonard Parker

O-Line (8): Josh Blanchard, Brad Cecil, Dustyn Hall, Demetris Harris, Jarrett Hopple, Demontrey Jacobs, Donovan Jennings, Michael Wiggs

Tight End (2): Mitchell Brinkman, Chris Carter

Wide Receiver (7): Sean Atkins, Logan Berryhill, Sincere Brown, Omarion Dollison, Bryce Miller, Xavier Weaver, Latrell Williams

DEFENSE (26)

End (4): Darien Grant, Tramel Logan, Ryan Thaxton, Jason Vaughn

Tackle (7): Tyrone Barber, Blake Green, Kevin Kegler, Stacy Kirby, Thad Mangum, Kelvin Pinkney, Rashawn Yates

Linebacker (7): Demaurez Bellamy, Dwayne Boyles, Antonio Grier, Mac Harris, Keyon Helton, Andrew Mims, Brian Norris

Defensive Back (8): Isaiah Cromarty, Jayden Curry, Vincent Davis, Daquan Evans, Ben Knox, Mekhi LaPointe, Brock Nichols, Chris Townsel

SPECIAL TEAMS (5)

Placekicker: Jared Sackett, Spencer Shrader

Punter: Kenny Scribner

Long Snapper: Bryce Bernard, Andrew Beardall

LETTERMEN LOST (16)

OFFENSE (11)

Quarterback (2): Noah Johnson, Jordan McCloud

Running Back (2): Johnny Ford, Odunayo Seriki

O-Line (1): Jean Marcellus

Tight End (2): Fred Lloyd, Jacob Mathis

Wide Receiver (4): DeVontres Dukes, Jah'Quez Evans, Terrence Horne, Randall St. Felix

DEFENSE (4)

End (0): -

Tackle (0): -

Linebacker (0): -

Defensive Back (4): Mike Hampton, Nick Roberts, KJ Sails, Bentlee Sanders

SPECIAL TEAMS (1):

Punter: Trent Schneider

LETTERMEN AT A GLANCE

OFFENSE:	Returning: 23	Lost: 11
DEFENSE:	Returning: 26	Lost: 4
SPECIAL:	Returning: 5	Lost: 1
TOTAL:	Returning: 53	Lost: 16

STARTERS AT A GLANCE

OFFENSE:	Returning: 9	Lost: 2
DEFENSE:	Returning: 10	Lost: 3
SPECIAL:	Returning: 1	Lost: 1
TOTAL:	Returning: 20	Lost: 6

STARTERS RETURNING (20)

(Number of 2019 starts)

OFFENSE (9): RB: Kelley Joiner (7); OL: Josh Blanchard (7), Brad Cecil, C (7), Demetris Harris, LG (6), Donovan Jennings, LT (7), Michael Wiggs, RG (8); WR: Bryce Miller, Slot (9), Latrell Williams (7); TE: Mitchell Brinkman (7)

DEFENSE (7): DL: Blake Green (8), Thad Mangum (8), Rashawn Yates (9); LB: Demaurez Bellamy (5), Dwayne Boyles (6), Antonio Grier (7), Andrew Mims (5); DB: Vincent Davis, CB (6), Mekhi LaPointe, S (6), Chris Townsel, S (5)

SPECIAL TEAMS (1): Spencer Shrader, K (8)

RETURNERS WITH STARTING EXPERIENCE

(Number of career starts)

OFFENSE (7): Chris Carter, TE (1), Omarion Dollison, WR (1), Dustyn Hall, OL (4), Jarrett Hopple, OL (6), Demontrey Jacobs, OT (1), Katravis Marsh, QB (1), Xavier Weaver, WR (2), **DEFENSE (9):** Daquan Evans, DB (1), Darrian Grant, DE (2), Mac Harris, LB (2), Kevin Kegler, DT (16), Kelvin Pinkney, DT (9), Tyrone Barber, DT (1); Brock Nichols, S (1), Brian Norris, LB (1), Jason Vaughn, DE (1)

SPECIAL TEAMS (0): Jarred Sackett, K (4)

STARTERS LOST (6)

OFFENSE (2): Jordan McCloud, QB (7), DeVontres Dukes, WR (6)

DEFENSE (3): Mike Hampton, CB (9); KJ Sails, CB (8), Nick Roberts, S (5)

SPECIAL TEAMS (1): Trent Schneider, P (8)

RETURNING STATISTICAL LEADERS

RUSHING:

Kelley Joiner: 78 carries, 368 yards, 1 TD

Brian Battie:

46 carries, 332 yards, 1 TD

PASSING:

Katravis Marsh

92 yds, 0 TD, 3 INT, 14-31 (45.2%)

RECEIVING:

Bryce Miller:

33 rec., 327 yds, 3 TD, 9.9 ypc

Latrell Williams:

22 rec., 260 yds, 0 TD, 11.8 ypc

Omarion Dollison

21 rec., 272 yards, 1 TD, 13.0 ypc

SCORING:

Jared Sackett:

25 points, 5-7 FG, 10-10 PAT

TACKLES:

Antonio Grier (LB): 59

Dwayne Boyles (LB): 44

Andrew Mims (LB): 38

Thad Mangum (DT): 37

Vincent Davis (DB): 34

Mekhi LaPointe (DB): 33

TFL: Antonio Grier (LB): 5.5

Dwayne Boyles (LB): 5.0

SACKS: Antonio Grier (LB): 3.0

Four with: 1.0

INTERCEPTIONS: Daquan Evans (DB): 3

Mekhi LaPointe (DB): 2

PASSES DEFENDED: Demaurez Bellamy (LB): 3

OFFENSE

QUARTERBACK

Cade Fortin (6-3, 222), a North Carolina transfer who played sparingly in just two 2020 games due to injury, was the leader coming out of spring drills and passed for 224 yards and two touchdowns in the spring game. Jeff Scott named Fortin the Game 1 starter after three weeks of fall camp saying "We probably could've made the announcement last week, but we wanted to get through the (final) scrimmage and fall camp. It was what I hoped it would be. The goal was to have the team know who the starter was before we announced it." Fortin sat out the 2019 season as he looked to transfer from North Carolina following the departure of head coach Larry Fedora. Fortin had played his 2018 freshman season at North Carolina, appearing in four games and starting two (narrowly losing against Virginia Tech and N.C. State - where he passed for 276 yards).

Scott has said the three quarterbacks behind Fortin are all still in competition for the No. 2 spot.

Sophomore **Jarren Williams (6-3, 210)**, who started at Miami in 2019 and played in 12 games while completing 61 percent of his passes for 2,187 yards, 19 touchdowns and seven interceptions, has the most experience. Freshman **Katravis Marsh (6-5, 226)**, who started at Cincinnati and played in four games last year, probably has the strongest arm on the team and throws a beautiful deep ball. Freshman **Timmy McClain (6-1, 196)**, the leader of an unbeaten Sanford Seminole High School 8A state-championship team last season, has impressed with his elusiveness and reliable left-handed, arm.

RUNNING BACK

Returners **Kelley Joiner** (368 yards in 2020) and **Brian Battie** (332 yards) have the most experience, with Joiner running for 116 yards and Battie 102 vs. UCF last year. Oregon transfer **Darrian Felix**, who played in just three games and logged 10 carries in 2020 at USF due to injury, is healthy and combines physical running between the tackles with break-away speed and added six pounds to his bring his frame to 190. Colorado transfer **Jaren Mangham** (6-foot-2, 221 pounds) brings size and power after earning Freshman All-Pac 12 in 2019 while rushing for 441 yards and three TD.

RECEIVERS


2020 leading receiver **Bryce Miller** (33 catches, 327 yards, three touchdowns) returns, as do **Latrell Williams** (22 catches, 260 yards) and **Omarion Dollison** (21 catches, 272 yards), who all ranked among the Bulls' top four receivers last year. **Xavier Weaver** (6-1) turned heads during spring ball and looks primed for a breakout season after 10 catches for 136 yards in 2020. He made three catches for 97 yards and two touchdowns (both from Fortin) in the Spring Game. The Bulls have upgraded the position with depth (16 receivers on the roster) and size with **6-1 Demarcus Gregory** (Ole Miss) and **6-3 Yusuf Terry** (Baylor) impressing in fall camp and joining **6-5 Sincere Brown**, **6-4 Logan Berryhill**, **6-4 Nick Tshivuadi** and **6-4 Holden Willis** (moving from tight end). Keep an eye on freshman speedster **Jimmy Horn Jr.**, who was 4th in the state 100 meters (10.8). The highly coveted recruit was Timmy McClain's high school teammate at 8A state champion Seminole HS. Former walk-on **Sean Atkins (5-10)** was impressive enough in both spring and fall practices to earn a scholarship weeks before the start of the 2021 season.

TIGHT END

Mitchell Brinkman (6-4, 256) returns as the incumbent starter after the Northern Illinois transfer posted 15 catches for 161 yards in 2020 at USF. **Chris Carter** (6-4, 238) gives the Bulls a strong blocking presence and freshman **Gunnar Greenwald** (6-4, 238) is skilled and athletic and both will push for playing time.

OFFENSIVE LINE

The Bulls return five starters from 2020, including center **Brad Cecil** (6-4, 302), left guard **Demetris Harris** (6-3, 309), right guard **Michael Wiggs** (6-3, 306), left tackle **Donovan Jennings** (6-5, 327 - shedding 15 pounds in the off season) and right tackle **Joshua Blanchard** (6-3, 301) — representing 123 career games played and 95 starts. Grambling transfer **Demontrey Jacobs** (6-6, 305) brings great length and athleticism and, after seeing significant time at USF last year, looks primed to take the starting job at right tackle. Cecil, Harris, Wiggs and Jennings have played three seasons side-by-side. Guards **Jarrett Hoppie** and **Sebastian Sainterling** and center **Dustyn Hall** are also returners in the mix that will be joined by several talented new additions.



DEFENSE

DEFENSIVE TACKLE

Seniors **Thad Mangum** (6-2, 275) (37 tackles, 4 TFL) and **Blake Green** (6-1, 276) established their interior presence last year, posting 37 tackles and 4 TFL and 21 tackles and 1.5 TFL, respectively. Both transferred into the program - Mangum in 2020 from Wofford and Green in 2019 from NW Missouri State. **Kelvin Pinkney** (6-3, 310), has 58 career tackles and returns for his fifth season with the Bulls with 41 games under his belt. Senior **Kevin Kegler** (6-2, 303), has 61 career tackles and returns after an injury plagued 2020 season in which he saw limited action.

DEFENSIVE END

The Bulls are looking for a potent edge rusher after posting just seven sacks in nine games last year, four of those coming from linebackers. Many possibilities exist, including returning veterans **Rashawn Yates** (6-3, 280), **Darien Grant** (6-4, 263) and **Tyrone Barber** (6-3, 257) who have all lined up at multiple positions along the D-line. With 41 career tackles and 8.5 TFL entering his fourth season, Yates has been the most productive. Tennessee transfer **Ryan Thaxton** (6-4, 230) had a strong spring and will be joined by fellow FBS transfer **Jamari Stewart** (6-4, 220, Mississippi State). Young Bulls **Jason Vaughn** (6-5, 252), **Tramel Logan** (6-2, 232) and **Le'Vontae Camiel** (6-1, 235) all had strong moments during the spring and fall and will vie for opportunities.

LINEBACKER

Last season's top two tacklers, **Antonio Grier** (59 tackles, three sacks) and **Dwayne Boyles** (44 in just six games in 2020, after leading with 75 and 12.5 tackles for a loss in 2019), are the unquestioned leaders of this group. Both have all-conference potential, with Grier (6-1, 213) bringing 117 career tackles, 14.0 TFL and 7.0 sacks into his fourth season after earning second team All-AAC in 2020. Boyles brings 138 career tackles, 18.5 TFL and 3.0 sacks into his fourth campaign. **Andrew Mims** (6-1, 222) is a former walk-on who was fourth on the team with 38 tackles last year has proven to be a reliable player, including an 11 tackles, 2.0 TFL and a sack vs. UCF last year. Freshman **Mac Harris** (6-0, 230) added 15 pounds from last year when he showed flashes in his freshman campaign, including eight tackles at Cincinnati. Veterans **Brian Norris Jr.** (6-2, 225) and **Keyon Helton** (6-0, 221) will vie for playing time after position changes during their careers - Norris a former running back and Helton a safety. Freshman **Demaurez Bellamy** (5-10, 228) had six tackles vs. ECU last year and true freshman **Davon Hicks** (6-0, 218) and **CJ Ross** (5-11, 221) looked capable as early enrollees during spring drills.

CORNERBACKS

The Bulls upgraded the unit's size with transfers **TJ Robinson** (6-3, 185, Rutgers) and **Christian Williams** (6-1, 195, Miami), both of which showed strong cover skills in spring and fall drills. At 6-3, Robinson ranks among the Bulls' fastest players. Big-play cornerback **Daquan Evans** (5-11, 188), the team's leader in interceptions (3) last year, enters his third season and is a potential all-conference performer after also logging 28 tackles last year. **Ben Knox** (6-2, 192) played in five games in his true freshman season and several talented young Bulls, including **Jalen Herring** (5-11, 172), figure to push the competition level.


SAFETIES

Returning juniors **Vincent "Smoke" Davis** (5-11, 190) and **Mekhi LaPointe** (6-2, 197) bring leadership and significant USF experience. They posted 34 tackles and 33 tackles, respectively, in 2020. Transfers **Will Jones II** (5-9, 182, Kansas State) and **Matthew Hill** (6-1, 186, Auburn) looked like very strong additions as early enrollees during spring drills. Jones is among the Bulls' fastest players and showed great closing ability on the ball. Returners **Chris Townsel** (6-2, 190), **Brock Nichols** (6-0, 197) and **Jayden Curry** (5-11, 195) all played in eight or more games last season, with Townsel logging 32 tackles, 2.5 TFL and an interception.

SPECIALISTS

Spencer Shrader, a former soccer player, and **Jared Sackett**, a transfer from Arkansas last year, combined to go 9-for-13 on field-goal attempts in 2020. Shrader, who has displayed a big leg and handled kickoff duties, set a USF record with four 40-yard field goals (49, 47, 46, 41) at Memphis in 2020. Sackett was a USA Today Freshman All-American at UTSA (19-of-22 on field goals) and is a two-time Lou Groza Award semifinalist (2017 & 2018) and has gone 38-of-48 (79.1%) on career field goal attempts and made 13-of-21 tries of 40 yards or beyond, including connecting from 46, 47 (twice), and 51 yards.

The competition for punting duties is between 6-5, 230-pound Australian **Andrew Stokes**, who has never played a football game but has a massive leg that wowed coaches in the spring, and **Kenny Scribner**, who has been a back-up punter and holder for the Bulls during his career and made great strides in his punting this fall. The 27-year old Stokes is the latest import from Prokick Australia, a training academy that places Australian punters and kickers into American college football or the NFL. In 14 years, the firm has placed 75 athletes into college football, producing five Ray Guy Award winners and earning them more than \$19-million in scholarship money. The Bulls' previous punter, Trent Schneider, also came out of Prokick and set numerous USF punting records during three seasons that saw him punt 177 times (4th all-time) and amassed 7,765 yards (3rd all-time) while posting a 43.9 yards per punt career average (1st all-time).



NUMERICAL

No.	Name
0	Daquan Evans, DB
0	Jaren Mangham, RB
1	Matthew Hill, S
1	Jarren Williams, QB
2	Darrian Felix, RB
2	TJ Robinson, CB
3	Vincent Davis, DB
3	Kelley Joiner, Jr., RB
4	Omarion Dollison, WR
4	Christian Williams, CB
5	Anontonio Grier, LB
5	Jimmy Horn, Jr., WR
6	Cade Fortin, QB
6	Gabe Nealy, CB
7	Sincere Brown, WR
7	Will Jones II
8	Christopher Townsel, DB
8	Latrell Williams, WR
9	Davon Hicks, LB
9	Timmy McClain, QB
10	Kevin Kegler, DT
10	Xavier Weaver, WR
11	Dwayne Boyles, LB
11	Yusuf Terry, WR
12	Ben Knox, DB
12	Katravis Marsh, QB
13	Tramel Logan, DE
13	Nickolas Tshivuadi, WR
14	AJ Hamilton, DB
14	Ridge Jacobs, QB
15	Jayden Curry, DB
15	Gunnar Greenwald, TE
16	Ryan Bolduc, QB
16	Brock Nichols, DB
17	Blake Green, DT
18	Demarcus Gregory, WR
18	Jordan Smith, S
19	Jalen Herring, CB
19	Bryce Miller, WR
20	Demaurez Bellamy, LB
21	Brian Battie, RB
21	Jaelen Stokes, S
22	Mekhi LaPointe, DB
22	K'wan Powell, RB
23	Thad Mangum, DT
23	Holden Willis, WR
24	Mac Harris, DB
25	Lewai Mitchell, S
25	Kenny Scribner, P
26	Keyon Helton, LB
26	Yasias Young, RB
27	Jordan Blackmon, S
27	Leonard Parker, RB
28	Jarred Sackett, K
28	Dequan Stanley, CB
29	Brian Norris Jr., LB
30	Isaiah Cromarty, S
31	Jaedan Dunning, CB
32	CJ Ross, LB
32	Spencer Shrader, K
33	Timarcus Simpson, CB

2021 USF FOOTBALL ALPHABETICAL ROSTER

No.	Name	Pos.	Ht.	Wt.	Class/Elig.	Hometown (Previous Schools)
86	Flaubert Akepeu	TE	6-5	254	So./Fr.	Valrico, Fla. (Grace Christian HS)
54	Amer Amer	LB	6-1	226	Fr./Fr.	Winter Garden, Fla. (Windermere HS)
38	Sean Atkins	WR	5-10	175	So./Fr.	Viera, Fla. (Viera HS)
93	Tyrone Barber	DE	6-3	257	Jr./Jr.	Venice, Fla. (Venice HS)
21	Brian Battie	RB	5-8	165	Fr./Fr.	Sarasota, Fla. (Sarasota HS)
48	Andrew Beardall	LS	6-0	210	Jr./So.	Merritt Island, Fla. (Merritt Island HS)
20	Demaurez Bellamy	LB	5-10	228	So./So.	Deland, Fla. (Deland HS)
50	Bryce Bernard	LS	6-2	211	Fr./Fr.	Neptune Beach, Fla. (Fletcher HS)
83	Logan Berryhill	WR	6-4	182	So./Fr.	Kingsland, Ga. (Camden County HS)
72	Cole Best	OL	6-4	301	Fr./Fr.	Winter Park, Fla. (Trinity Prep)
68	Remy Bikowski	OL	6-4	302	So./So.	Woodstock, Ontario, Canada (St. Mary's HS/Fork Union Acad./Temple)
27	Jordan Blackmon	S	5-10	150	Fr./Fr.	Melbourne, Fla. (Eau Gallie HS)
57	Joshua Blanchard	OL	6-3	301	So./Fr.	Miami, Fla. (Norland HS)
11	Dwayne Boyles Jr.	LB	6-3	228	Jr./Jr.	Miami, Fla. (Miami Central HS)
89	Mitchell Brinkman	TE	6-4	256	Gr./Sr.	Council Bluffs, Iowa (Lewis Central HS/Northern Illinois)
7	Sincere Brown	WR	6-5	177	Fr./Fr.	Charleston, S.C. (First Baptist School)
16	Ryan Bolduc	QB	6-1	197	Fr./Fr.	Sarasota, Fla. (Cardinal Mooney HS)
47	Le'Vontae Camiel	DE	6-1	235	Fr./Fr.	Lake City, Fla. (Columbia HS)
39	John Cannon	K	5-9	166	Fr./Fr.	Fort Lauderdale, Fla. (University HS)
88	Chris Carter	TE	6-4	238	Jr./So.	Homestead, Fla. (South Dade HS)
74	Brad Cecil	OL	6-4	302	Jr./Jr.	Jacksonville, Fla. (Bartram Trail HS)
38	Randal Copeland	LB	6-0	212	Jr./So.	Havana, Fla. (Gadsden County HS)
53	Drew Cornelius	OL	6-5	287	Fr./Fr.	Franklin, Ga. (Heard County HS)
30	Isaiah Cromarty	S	6-1	180	Sr./Jr.	Aluchua, Fla. (Santa Fe HS/Webber International)
82	Michael Cucci	WR	6-4	170	Fr./Fr.	Bradenton, Fla. (Lakewood Ranch HS)
15	Jayden Curry	S	5-11	195	So./Fr.	Virginia Beach, Va. (IMG Academy)
3	Vincent Davis	DB	5-11	190	Jr./Jr.	Jacksonville, Fla. (Robert E. Lee HS)
4	Omarion Dollison	WR	5-9	183	Fr./Fr.	Columbia, S.C./Gray Collegiate Academy
31	Jaedan Dunning	CB	6-1	170	Fr./Fr.	Tampa, Fla. (Tampa Bay Christian Academy)
0	Daquan Evans	CB	5-11	188	So./So.	Orlando, Fla. (Jones HS)
2	Darrian Felix	RB	5-11	190	Jr./Jr.	Fort Myers, Fla. (Fort Myers HS/Oregon)
6	Cade Fortin	QB	6-3	221	Gr./So.	Suwanee, Ga. (North Gwinnett HS/North Carolina)
97	Will Fowler	K	6-1	200	Fr./Fr.	Spartanburg, S.C. (Spartanburg HS)
45	Darrien Grant	DE	6-4	263	Gr./Jr.	Bradenton, Fla. (Southeast HS)
17	Blake Green	DT	6-1	276	Gr./Sr.	Bradenton, Fla. (Bradenton Southeast HS/NW Missouri St.)
34	Joshua Green	CB	5-10	190	Jr./Jr.	Palm Harbor, Fla. (East Lake HS/ Univ. of Pikeville)
71	Uriah Greene	OL	6-3	285	Fr./Fr.	Charlotte, N.C. (Mallard Creek HS)
15	Gunnar Greenwald	TE	6-4	238	Fr./Fr.	Satellite Beach, Fla. (Satellite HS)
18	Demarcus Gregory	WR	6-1	217	Sr./Jr.	Duncan, S.C. (Byrnes HS/Ole Miss)
56	Mack Gresham	LS	5-10	192	Fr./Fr.	Mt. Pleasant, S.C. (Wando HS)
5	Antonio Grier Jr.	LB	6-1	213	Jr./Jr.	Atlanta, Ga. (Mays HS)
79	Dustyn Hall	OL	6-3	305	So./Fr.	Punta Gorda, Fla. (Charlotte HS)
14	AJ Hamilton	CB	5-10	183	Fr./Fr.	Dunnellon, Fla. (Dunnellon HS)
41	Mychael Hamilton	RB	6-1	190	Jr./Jr.	New Port Richey, Fla. (JW Mitchell HS/Ellsworth CC/SW Oklahoma St.)
64	Demetris Harris	OL	6-3	309	Gr./Jr.	Jacksonville, Fla. (Robert E. Lee HS)
24	Mac Harris	LB	6-0	230	Fr./Fr.	The Villages, Fla. (The Villages Charter School)
85	Christian Helms	WR	6-2	195	So./Fr.	Seffner, Fla. (Seffner Christian HS)
26	Keyon Helton	LB	6-0	221	Jr./So.	Pensacola, Fla. (West Florida HS)
19	Jalen Herring	CB	5-11	172	Fr./Fr.	Tallahassee, Fla. (Lawton Chiles HS)
9	Davon Hicks	LB	6-0	218	Fr./Fr.	Vero Beach, Fla. (Vero Beach HS)
1	Matthew Hill	S	6-1	186	So./So.	Lawrenceville, Ga. (Brookwood HS/Auburn)
76	Jarrett Hoppie	OL	6-7	320	Gr./Sr.	Suffolk, Va. (Nansemond River HS/Virginia Tech)
5	Jimmy Horn Jr.	WR	5-9	170	Fr./Fr.	Sanford, Fla. (Seminole HS)
67	Demontrey Jacobs	OL	6-6	305	Sr./Jr.	Gonzales, La. (East Ascension HS/Grambling)
14	Ridge Jacobs	QB	6-1	190	Fr./Fr.	Jacksonville, Fla. (Atlantic Coast HS)
73	Donovan Jennings	OL	6-5	327	Jr./Jr.	Tampa, Fla. (Gaither HS)
58	Reggie Johnson II	LB	6-0	212	Fr./Fr.	Tampa, Fla. (Carrollwood Day HS)
3	Kelley Joiner Jr.	RB	5-9	186	So./So.	Clermont, Fla. (South Lake HS)
7	Will Jones II	S	5-9	182	So./Fr.	Mansfield, Texas (Summit HS/Kansas State)
10	Kevin Kegler	DT	6-2	303	Gr./Sr.	Madison, Fla. (Madison County HS)
75	Andrew Kilfoyl	OL	6-5	315	Fr./Fr.	Tampa, Fla. (Gaither HS)

2021 USF FOOTBALL ALPHABETICAL ROSTER

51	Stacy Kirby Jr.	DT	6-3	230	Jr./So.	Orlando, Fla. (Jones HS)
12	Ben Knox	CB	6-2	192	Fr./Fr.	DeLand, Fla. (DeLand HS)
61	Gannon Lanning	OL	6-7	303	Fr./Fr.	Spring Hill, Fla. (Springstead HS)
22	Mekhi LaPointe	S	6-2	197	Sr./Jr.	Seffner, Fla. (Armwood HS)
13	Tramel Logan	DE	6-2	232	Fr./Fr.	Miami, Fla. (Booker T. Washington HS)
60	Patrick Manconi	OL	6-3	302	Fr./Fr.	Tampa, Fla. (Middleton HS)
0	Jaren Mangham	RB	6-2	221	Jr./Jr.	Detroit, Mich. (Cass Tech HS/Colorado)
23	Thad Mangum	DT	6-2	275	Gr./Sr.	Piedmont, S.C. (Christ Church HS/Wofford Univ.)
12	Katravis Marsh	QB	6-5	226	Fr./Fr.	Hialeah, Fla. (Miami Central HS)
9	Timmy McClain	QB	6-1	196	Fr./Fr.	Sanford, Fla. (Seminole HS)
62	Matthew McDuffie	OL	6-5	318	Fr./Fr.	Glen Saint Mary, Fla. (Baker County HS)
19	Bryce Miller	WR	5-10	181	Gr./Jr.	St. Petersburg, Fla. (East Lake HS/Southeastern Univ.)
59	Andrew Mims	LB	6-1	222	Sr./Jr.	St. Johns, Fla. (Bartram Trail HS)
25	Lewai Mitchell	S	6-1	191	Fr./Fr.	Maitland, Fla. (Orangewood Christian HS)
44	Thomas Nance	TE	6-3	257	So./Fr.	Eagle Lake, Fla. (Lake Region HS)
37	Jamal Nash	LB	6-0	226	So./So.	Tampa, Fla. (Armwood HS/Dodge City CC)
6	Gabe Nealy	CB	6-4	187	Fr./Fr.	Miami, Fla. (Gulliver Prep HS)
16	Brock Nichols	S	6-0	197	Gr./Sr.	Naples, Fla. (Barron Collier HS/Delaware State)
29	Brian Norris Jr.	LB	6-2	225	Jr./So.	Chiefland, Fla. (Chiefland HS)
27	Leonard Parker	RB	5-11	235	So./Fr.	Tampa, Fla. (Plant HS)
63	Brock Parry	OL	6-3	297	So./Fr.	Coral Springs, Fla. (Florida Tech)
96	Kelvin Pinkney	DT	6-3	310	Gr./Sr.	Sarasota, Fla. (Booker HS)
22	K'wan Powell	RB	5-9	205	Fr./Fr.	Vernon, Fla. (Vernon HS)
80	Bailey Purcell	WR	5-11	177	Fr./Fr.	Seminole, Fla. (Seminole HS)
77	Cesar Reyes	OL	6-5	314	Fr./Fr.	Tampa, Fla. (Chamberlain HS)
81	Garret Reynolds	WR	6-1	186	Fr./Fr.	Lake Wales, Fla. (Lake Wales HS)
46	Dylan Ridolph	LB	6-0	225	So./Fr.	Wesley Chapel, Fla. (Wiregrass Ranch HS)
2	TJ Robinson	CB	6-3	198	So./Fr.	Riverview, Fla. (Riverview HS/Rutgers)
32	CJ Ross	LB	5-11	211	Fr./Fr.	Jacksonville, Fla. (Auburndale HS)
28	Jared Sackett	K	6-1	185	Sr./Jr.	Fort Worth, Texas (Timber Creek HS/UTSA/Arkansas)
70	Sebastian Sainterling	OL	6-2	362	Jr./So.	Hollywood, Fla. (Chaminade-Madonna HS)
25	Kenny Scribner	P	5-11	222	So./Fr.	Punta Gorda, Fla. (Charlotte HS)
98	De'Juan Sease	DT	6-2	290	Jr./Jr.	Bamberg, S.C. (Bamberg-Ehrhardt HS/Allen University)
32	Spencer Shrader	K	6-2	186	So./So.	Lithia, Fla. (Newsome HS)
33	Timarcus Simpson	CB	5-11	190	Jr./Jr.	Tampa, Fla. (Sickles HS/Eastern Michigan)
55	Colby Smith	DT	6-3	269	Fr./Fr.	Neptune Beach, Fla. (Fletcher HS)
18	Jordan Smith	S	6-1	180	Fr./Fr.	Lake City, Fla. (Columbia HS)
28	Dequan Stanley	CB	5-10	173	Fr./Fr.	St. Augustine, Fla. (St. Augustine HS)
42	Jamari Stewart	DE	6-4	220	So./Fr.	Port St. Lucie, Fla. (Centennial HS/Mississippi State)
36	Andrew Stokes	P	6-5	228	Fr./Fr.	Perth, Australia (ProKick)
21	Jaalen Stokes	S	6-1	190	Fr./Fr.	Auburndale, Fla. (Auburndale HS)
94	Keeon Terrell	DE	6-3	240	Fr./Fr.	Fort Myers, Fla. (Fort Myers HS)
11	Yusuf Terry	WR	6-3	191	Jr./So.	Philadelphia, Pa. (Imhotep Charter HS/Baylor)
99	Ryan Thaxton	DE	6-4	230	Sr./Jr.	Alexandria, Va. (St. Stephen's & St. Agnes HS/Fort Scott CC/Tennessee)
8	Christopher Townsel	S	6-2	190	Fr./Fr.	Deerfield Beach, Fla. (Deerfield Beach HS)
13	Nickolas Tshivuadi	WR	6-4	185	Fr./Fr.	Clearwater, Fla. (Clearwater Academy International)
43	La'Javier Turner	S	5-11	203	Fr./Fr.	Havana, Fla. (Gadsden County HS)
78	Alec Valet	OL	6-3	265	So./Fr.	Titusville, Fla. (Astronaut HS/Jacksonville Univ.)
40	Jason Vaughn	DE	6-5	252	So./So.	Miami, Fla. (Advance Prep Acad.)
10	Xavier Weaver	WR	6-1	178	So./So.	Orlando, Fla. (Orlando Christian Prep)
52	Michael Wiggs	OL	6-3	306	Sr./Sr.	Lakeland, Fla. (Lake Gibson HS)
4	Christian Williams	CB	6-1	195	So./So.	Daphne, Ala. (Daphne HS/Miami)
1	Jarren Williams	QB	6-3	210	Jr./So.	Lawrenceville, Ga. (Central Gwinnett HS/Miami/Garden City CC)
8	Latrell Williams	WR	5-11	185	Gr./Jr.	Lake City, Fla. (Columbia HS/Independence CC/Tennessee)
23	Holden Willis	WR	6-4	201	Fr./Fr.	Greenback, Tenn. (Greenback School)
91	Rashawn Yates	DE	6-3	280	Jr./Jr.	Port St. Lucie, Fla. (Treasure Coast HS)
26	Yasias Young	RB	5-9	185	Fr./Fr.	Fort Myers, Fla. (Fort Myers HS)

NUMERICAL

34	Joshua Green, DB
36	Andrew Stokes, P
38	Sean Atkins, WR
38	Randal Copeland, LB
39	John Cannon, K
40	Jason Vaughn, DE
41	Mychael Hamilton, RB
42	Jamari Stewart, DE
43	La'Javier Turner, DB
44	Thomas Nance, TE
45	Darrien Grant, DE
46	Dylan Ridolph, LB
47	Le'Vontae Camiel, DE
48	Andrew Beardall, LS
50	Bryce Bernard, LS
51	Stacy Kirby, DL
52	Michael Wiggs, OL
53	Drew Cornelius, OL
54	Amer Amer, LB
55	Colby Smith, DT
56	Mack Gresham, LS
57	Joshua Blanchard, OL
58	Reggie Johnson II, LB
59	Andrew Mims, LB
60	Patrick Manconi, OL
61	Gannon Lanning, OL
62	Matthew McDuffie, OL
63	Brock Parry, OL
64	Demetris Harris, OL
67	Demontrey Jacobs, OL
68	Remy Bikowski, OL
70	Sebastian Sainterling, OL
71	Uriah Greene, OL
72	Cole Best, OL
73	Donovan Jennings, OL
74	Brad Cecil, OL
75	Andrew Kilfoyl, OL
76	Jarrett Hople, OL
77	Cesar Reyes, OL
78	Alec Valet, OL
79	Dustyn Hall, OL
80	Bailey Purcell, WR
81	Garret Reynolds, WR
82	Michael Cucci, WR
83	Logan Berryhill, WR
85	Christian Helms, WR
86	Flaubert Akepeu, TE
88	Chris Carter, TE
89	Mitchell Brinkman, TE
91	Rashawn Yates, DL
93	Tyrone Barber, DL
94	Keeon Terrell, DE
96	Kelvin Pinkney, DL
97	Will Fowler, K
98	De'Juan Sease, DT
99	Ryan Thaxton, DE

CAREER STARTS CHART

	2020	2019	2018	2017	CAREER
Demetris Harris (OL)	6	12	11	-	29
Brad Cecil (OL)	7	12	7	-	26
Donovan Jennings (OL)	7	8	4	-	19
Dwayne Boyles (LB)	6	11	2	-	19
Rashawn Yates (DT)	9	6	2	-	17
Kevin Kegler (DT)	-	6	10	-	16
Bryce Miller (WR)	9	7	-	-	16
Michael Wiggs (OL)	8	-	6	-	14
Blake Green (DT)	8	5	-	-	13
Antonio Grier (LB)	7	6	-	-	12
Vincent Davis (CB)	6	1	3	-	10
Mekhi LaPointe (SS)	6	-	4	-	10
Kelvin Pinkney (DT)	1	3	5	-	9
Kelley Joiner (RB)	7	2	-	-	9
Thad Mangum (DT)	8	-	-	-	8
Latrell Williams (WR)	7	-	-	-	7
Mitchell Brinkman (TE)	7	-	-	-	7
Joshua Blanchard (OL)	7	-	-	-	7
Jarrett Hopple (OL)	4	2	-	-	6
Demaurez Bellamy (LB)	5	1	-	-	6
Andrew Mims (LB)	5	-	-	-	5
Chris Townsel (DB)	5	-	-	-	5
Dustyn Hall (OL)	4	-	-	-	4
Mac Harris (S)	2	-	-	-	2
Darrien Grant (DE)	2	-	-	-	2
Xavier Weaver (WR)	2	-	-	-	2
Tyrone Barber (DT)	-	-	1	-	1
Demontrey Jacobs (OL)	1	-	-	-	1
Katravis Marsh (QB)	1	-	-	-	1
Brook Nichols (DB)	1	-	-	-	1
Brian Norris (LB)	1	-	-	-	1
Chris Carter (TE)	1	-	-	-	1
Jason Vaughn (DB)	1	-	-	-	1

GAME-BY-GAME LEADERS

GAME	RUSHING	PASSING (C-A-YD-INT-TD)	CATCHES	REC YARDS	TACKLES
CITADEL	Joiner (8-87)	McCloud (11-16-68-0-1)	St. Felix (4)	Miller (36)	Grier (10)
NOTRE DAME	Ford (6-70)	McCloud (8-14-64-0-0)	Dukes (3)	Williams (48)	Roberts (9)
CINCINNATI	Parker (7-51)	McCloud (12-21-137-2-0)	Ford (5)	Dukes (47)	Norris/Davis (11)
EAST CAROLINA	Ford (8-44)	McCloud (26-25-298-0-2)	Williams (8)	Williams (93)	Grier (10)
TEMPLE	Ford (15-68)	McCloud (15-26-182-0-2)	Ford (5)	Dollison (64)	Boyles (9)
TULSA	Fortin (4-39)	Johnson (18-27-150-1-1)	Dollison (6)	Dollison (54)	Mims (7)
MEMPHIS	Battie (10-76)	Johnson (20-29-217-0-2)	Williams (4)	Joiner (78)	Grier (10)
HOUSTON	Battie (13-86)	McCloud (14-29-180-0-1)	Miller (5)	Miller (53)	Townsel (11)
UCF	Joiner (116)	McCloud (32-46-404-4)	Miller (11)	Miller (121)	Boyles (13)

FIELD GOALS

Field Goals	fg	pct.	01-19	20-29	30-39	40-49	50-99	lg	blk
Jared Sackett	5-7	.667	-	2-2	3-4	0-1	-	39	-
Spencer Shrader	4-6	.714	-	-	-	4-6	-	49	-

FG Sequence	USF	Opponents
Citadel	(43)	45, 41, (36)
Notre Dame	-	(38), 22
Cincinnati	(35)	(37)
East Carolina	31	25, (36), 42, 37
Temple	29	24, (36), 26
Tulsa	39, 25, (42)	-
Memphis	49, 47, 41, 46	52, 33
UCF	(46), 30	23

(missed)

2020 USF GAME-BY-GAME STARTERS

OFFENSE

GAME	LT	LG	C	RG	RT	TE	QB	HB	Slot	WR	WR
CITADEL	Blanchard	Marcellus	Hall	Wiggs	Hopple	Brinkman	McCloud	Joiner	Miller	St. Felix	Dukes
NOTRE DAME	Jennings	Hopple	Hall	Wiggs	Blanchard	Brinkman	McCloud	Joiner	Miller	Weaver	Dukes
CINCINNATI	Jacobs	Hall	Cecil	Wiggs	Blanchard	Brinkman	Marsh	Joiner	Miller	Williams	Dukes
EAST CAROLINA	Jennings	Harris	Cecil	Wiggs	Hopple	Brinkman	McCloud	Joiner	Miller	Williams	Dukes
TEMPLE	Jennings	Harris	Cecil	Wiggs	Hopple	Carter	McCloud	Ford	Miller	Williams	Dukes
TULSA	Jennings	Harris	Cecil	Wiggs	Blanchard	Brinkman	McCloud	Ford	Miller	Williams	Dukes
MEMPHIS	Jennings	Harris	Cecil	Wiggs	Blanchard	Brinkman	Johnson	Joiner	Miller	Williams	St. Felix
HOUSTON	Jennings	Harris	Cecil	Hall	Blanchard	Brinkman	McCloud	Joiner	Miller	Williams	Weaver
UCF	Jennings	Harris	Cecil	Wiggs	Blanchard	Dollison**	McCloud	Joiner	Miller	Williams	St. Felix

**Started four wide receivers

***Started two tight ends

DEFENSE

GAME	END	NOSE	TACKLE	LEO	WLB	MLB	STAR	CB	SS	FS	CB
CITADEL	Yates**	Green	Mangum	Grier*	Boyles	Mims	Davis	Sails	LaPointe	Roberts	Hampton
NOTRE DAME	Grant	Green	Mangum	Grier*	Bellamy	Mims	Davis	Sails	Sanders	Roberts	Hampton
CINCINNATI	Yates**	Green	Mangum	Norris*	Harris	Grier	Davis	Sails	Townsel	Roberts	Hampton
EAST CAROLINA	Yates**	Green	Mangum	Bellamy*	Harris	Grier	Davis	Sails	Townsel	Nichols	Hampton
TEMPLE	Yates**	Green	Mangum	Bellamy*	Boyles	Grier	Davis	Sails	LaPointe	Roberts	Hampton
TULSA	Yates**	Green	Mangum	Bellamy*	Boyles	Mims	Davis	Sails	LaPointe	Roberts	Hampton
MEMPHIS	Yates	Green	Mangum	Bellamy*	Boyles	Grier	Townsel	Sails	Sanders	LaPointe	Hampton
HOUSTON	Grant	Green	Yates	Vaughn	Boyles	Mims	Townsel	Sails	Sanders	LaPointe	Hampton
UCF	Yates	Pinkney	Mangum	Grier*	Boyles	Mims	Townsel	Evans	Sanders	LaPointe	Hampton

* Started Three Linebackers

** Started Three Defensive Tackles

NCAA/CONFERENCE RANKINGS - TEAM

Statistic	National Rank	Conference Rank	Value	National Leader	Value	Conference Leader	Value
3rd Down Conversion Pct (127 ranked)	117	11	0.306	Alabama	0.589	UCF	0.487
3rd Down Conversion Pct Defense (127 ranked)	120	11	0.500	Oklahoma St.	0.265	Tulsa	0.328
4th Down Conversion Pct (127 ranked)	122	11	0.292	Maryland	1.000	Houston	0.737
4th Down Conversion Pct Defense (127 ranked)	119	10	0.733	Rice Wyoming	0.000	Cincinnati	0.375
Blocked Kicks (34 ranked)	34	5	1	Army West Point	7	Memphis	3
Blocked Kicks Allowed (127 ranked)	53	5	1	52 teams tied	0	4 teams tied	0
Blocked Punts (13 ranked)				5 teams tied	3	4 teams tied	1
Blocked Punts Allowed (127 ranked)	85	11	1	84 teams tied	0	10 teams tied	0
Completion Percentage (127 ranked)	75	7	0.597	Alabama	0.762	Cincinnati	0.668
Defensive TDs (40 ranked)	21	2	2	6 teams tied	4	Tulane	3
Fewest Penalties (127 ranked)	53	3	48	Rice	17	Temple	38
Fewest Penalties Per Game (127 ranked)	38	2	5.33	Rice	3.40	Navy	4.40
Fewest Penalty Yards (127 ranked)	58	3	436	Rice	104	Temple	321
Fewest Penalty Yards Per Game (127 ranked)	51	4	48.44	Rice	20.80	Navy	40.20
First Downs Defense (127 ranked)	80	7	210	Ohio	56	Temple	150
First Downs Offense (127 ranked)	62	8	188	Alabama	365	UCF	283
Fumbles Lost (127 ranked)	122	10	11	San Jose St. Washington	0	Temple	3
Fumbles Recovered (120 ranked)	94	10	3	UCF	13	UCF	13
Kickoff Return Defense (127 ranked)	77	7	21.89	Massachusetts	12.00	Navy	16.71
Kickoff Returns (127 ranked)	51	6	20.88	Arizona St.	33.67	Cincinnati	28.00
Net Punting (127 ranked)	125	11	31.17	Miami (FL)	44.96	Cincinnati	41.25
Passes Had Intercepted (127 ranked)	46	3	6	Ohio	0	UCF Navy	4 4
Passes Intercepted (125 ranked)	29	3	10	Ga. Southern	18	Cincinnati	16
Passing Offense (127 ranked)	75	8	216.6	Florida	378.6	UCF	357.4
Passing Yards Allowed (127 ranked)	60	5	229.1	West Virginia	159.6	Navy	180.8
Passing Yards per Completion (127 ranked)	106	10	10.42	Western Mich.	17.19	Navy	17.09
Punt Return Defense (127 ranked)	115	10	15.16	Oklahoma St.	-1.50	Houston	-1.25
Punt Returns (127 ranked)	48	6	8.88	Penn St.	24.62	Houston	18.45
Red Zone Defense (127 ranked)	78	7	0.857	Indiana	0.640	Cincinnati	0.735
Red Zone Offense (127 ranked)	94	11	0.781	Eastern Mich.	1.000	SMU	0.920
Rushing Defense (127 ranked)	106	11	212.3	Georgia	72.3	Cincinnati	111.1
Rushing Offense (127 ranked)	79	8	148.8	Air Force	305.7	Tulane	217.1
Sacks Allowed (127 ranked)	113	11	3.33	Buffalo	0.14	Temple	1.71
Scoring Defense (127 ranked)	121	11	39.9	Marshall	13.0	Cincinnati	16.8
Scoring Offense (127 ranked)	102	9	23.1	Kent St.	49.8	UCF	42.2
Tackles for Loss Allowed (127 ranked)	124	11	9.00	Buffalo	2.43	Cincinnati	5.10
Team Passing Efficiency (127 ranked)	95	10	120.87	Alabama	198.99	UCF	155.86
Team Passing Efficiency Defense (127 ranked)	89	7	143.15	Northwestern	95.27	Cincinnati	101.25
Team Sacks (127 ranked)	125	10	0.78	Miami (OH)	4.33	Tulane	3.17
Team Tackles for Loss (127 ranked)	108	10	4.7	Colorado St.	10.5	Tulane	8.4
Time of Possession (127 ranked)	98	10	28:27	Wisconsin	36:20	Temple	32:15
Total Defense (127 ranked)	94	9	441.4	Army West Point	275.3	Cincinnati	324.6
Total Offense (127 ranked)	90	9	365.3	Kent St.	606.5	UCF	568.1
Turnover Margin (127 ranked)	95	10	-0.44	Arizona St.	2.00	UCF	1.20
Turnovers Gained (127 ranked)	59	8	13	Ga. Southern	26	UCF	22
Turnovers Lost (127 ranked)	103	8	17	Miami (OH) Ohio	2 2	UCF	10
Winning Percentage (119 ranked)	117	11	0.111	Alabama	1.000	Cincinnati	0.900

NCAA/CONFERENCE RANKINGS - INDIVIDUAL

Statistic	Player	National Conference		Value	National Leader	Conference Leader		
		Rank	Rank			Value	Value	
All Purpose (200 ranked)	Johnny Ford	78	5	104.43	D'Wayne Eskridge, Western Mich.	213.00	Marlon Williams, UCF	130.62
Blocked Kicks (5 ranked)					4 players tied	3	Jaxon Player, Tulsa	2
Combined Kick Returns (199 ranked)	Johnny Ford	54	6	321	Avery Williams, Boise St.	762	Tyler Snead, East Carolina	553
	Brian Battie	159	18	118				
	Terrence Horne	164	19	115				
Completion Percentage (108 ranked)	Jordan McCloud	49	3	0.619	Mac Jones, Alabama	0.774	Desmond Ridder, Cincinnati	0.662
Completions Per Game (100 ranked)	Jordan McCloud	79	8	15.00	Kedon Slovis, Southern California	29.50	Dillon Gabriel, UCF	24.80
Field Goal Percentage (104 ranked)					5 players tied	1.000	Chris Naggar, SMU	0.810
Field Goals Per Game (125 ranked)	Spencer Shrader	106	10	0.50	John Hoyland, Wyoming	2.17	Chris Naggar, SMU	1.70
Forced Fumbles (55 ranked)	Antonio Grier	55	7	0.25	Evan Fields, Arizona St.	0.75	Arnold Ebiketie, Temple	0.50
					Zion Tupuola-Fetui, Washington	0.75	Tama Tetele, Navy	0.50
Fumbles Recovered (89 ranked)	Mike Hampton	89	11	1	Tavante Beckett, Marshall	4	Elijah Morris, East Carolina	3
	Thad Mangum	89	11	1	Zach VanValkenburg, Iowa	4		
	Brock Nichols	89	11	1				
Interceptions Per Game (140 ranked)	Daquan Evans	40	5	0.3	Shakur Brown, Michigan St.	0.7	Zaven Collins, Tulsa	0.5
	Mekhi LaPointe	76	8	0.3				
Kickoff Return TDs (5 ranked)					4 players tied	2	Marquez Stevenson, Houston	1
							Tre Tucker, Cincinnati	1
							Tyler Snead, East Carolina	1
Kickoff Returns (80 ranked)	Johnny Ford	28	3	24.7	De'Montre Tuggle, Ohio	45.0	Tre Tucker, Cincinnati	29.9
Passes Defended (24 ranked)					Tarheeb Still, Maryland	2.0		
Passing Efficiency (108 ranked)	Jordan McCloud	60	7	133.2	Mac Jones, Alabama	203.1	Dillon Gabriel, UCF	156.3
Passing TDs (129 ranked)	Jordan McCloud	73	9	9	Kyle Trask, Florida	43	Dillon Gabriel, UCF	32
Passing Yards (130 ranked)	Jordan McCloud	75	9	1,341	Mac Jones, Alabama	4,500	Dillon Gabriel, UCF	3,570
Passing Yards Per Game (130 ranked)	Jordan McCloud	86	9	167.6	Dillon Gabriel, UCF	357.0	Dillon Gabriel, UCF	357.0
Passing Yards per Completion (108 ranked)	Jordan McCloud	77	9	11.18	Layne Hatcher, Arkansas St.	17.74	Dillon Gabriel, UCF	14.40
Points Responsible For (185 ranked)	Jordan McCloud	158	19	62	Kyle Trask, Florida	278	Dillon Gabriel, UCF	212
Points Responsible For Per Game (197 ranked)	Jordan McCloud	135	13	7.8	Dustin Crum, Kent St.	24.0	Dillon Gabriel, UCF	21.2
Punt Return TDs (4 ranked)	Omarion Dollison	4	1	1	Phillip Brooks, Kansas St.	2	4 players tied	1
					Derius Davis, TCU	2		
					Avery Williams, Boise St.	2		
Punt Returns (38 ranked)					Marcus Jones, Houston	19.8	Marcus Jones, Houston	19.8
Punting (86 ranked)	Trent Schneider	60	8	41.3	Pressley Harvin III, Georgia Tech	48.0	Ryan Wright, Tulane	45.2
Receiving TDs (158 ranked)	Devontres Dukes	101	17	4	DeVonta Smith, Alabama	23	Calvin Austin, Memphis	11
	Bryce Miller	158	22	3				
Receiving Yards (199 ranked)					DeVonta Smith, Alabama	1,856	Calvin Austin, Memphis	1,053
Receiving Yards Per Game (200 ranked)					Elijah Moore, Ole Miss	149.1	Marlon Williams, UCF	129.9
Receptions Per Game (200 ranked)	Bryce Miller	161	16	3.7	Elijah Moore, Ole Miss	10.8	Marlon Williams, UCF	8.9
Rush Yards Per Carry (151 ranked)					Rachad White, Arizona St.	10.00	Cameron Carroll, Tulane	6.07
Rushing TDs (199 ranked)	Johnny Ford	199	19	3	Najee Harris, Alabama	26	Cameron Carroll, Tulane	12
	Noah Johnson	199	19	3			Desmond Ridder, Cincinnati	12
Rushing Yards (200 ranked)	Kelly Joiner Jr.	183	19	368	Breece Hall, Iowa St.	1,572	Ulysses Bentley IV, SMU	913
Rushing Yards Per Game (200 ranked)	Brian Battie	182	19	41.5	Jaret Patterson, Buffalo	178.7	Ulysses Bentley IV, SMU	91.3
	Kelly Joiner Jr.	185	20	40.9				
	Johnny Ford	186	21	40.7				
Sacks (144 ranked)					Zion Tupuola-Fetui, Washington	1.75	Patrick Johnson, Tulane	0.91
Scoring (194 ranked)					Jaret Patterson, Buffalo	19.0	Chris Naggar, SMU	9.4
Solo Tackles (44 ranked)					Bubba Arslanian, Akron	7.8	Quindell Johnson, Memphis	5.5
Tackles For Loss (45 ranked)					Carson Wells, Colorado	2.7	Zaven Collins, Tulsa	1.4
Total Interceptions (67 ranked)	Daquan Evans	31	5	3	Derrick Canteen, Ga. Southern	6	4 players tied	4
	Mekhi LaPointe	67	11	2	Brandon Joseph, Northwestern	6		
Total Offense (200 ranked)	Jordan McCloud	89	9	176.9	Matt Corral, Ole Miss	384.3	Dillon Gabriel, UCF	373.9
Total Points Scored (137 ranked)					Najee Harris, Alabama	180	Chris Naggar, SMU	94
Total Tackles (496 ranked)	Antonio Grier	129	9	7.4	Grant Morgan, Arkansas	12.3	Grant Stuard, Houston	8.7
	Dwayne Boyles	253	22	6.3	Bubba Arslanian, Akron	12.3		
	Vincent Davis	475	36	4.9				
	Andrew Mims	496	40	4.8				
Total Touchdowns (137 ranked)					Najee Harris, Alabama	30	Cameron Carroll, Tulane	13
Yards per Pass Attempt (108 ranked)	Jordan McCloud	74	9	6.91	Kaleb Eleby, Western Mich.	11.21	Dillon Gabriel, UCF	8.64
Yards per Reception (200 ranked)	Omarion Dollison	196	21	12.95	Jaylen Hall, Western Mich.	26.92	C.J. Johnson, East Carolina	21.32

THE LAST TIME - TEAM

	USF	OPPONENT
	RUSHING	
Team had 400-499 yards:	432, vs. Tulane, 11/3/18	434, at Navy, 10/19/10
Team had 300-399 yards:	302, vs. The Citadel, 9/12/20	319, at Houston, 11/14/20
Team had 200-299 yards:	242, vs. UCF, 11/27/20	242, vs. UCF, 11/27/20
Had 51-100 yards:	92, vs. ECU, 10/10/20	98, at Memphis, 11/7/20
Had less than 50 yards:	26, vs. Wisconsin, 8/30/19	-4, Temple, 9/21/17
Team had 70 or more attempts:	81, at Houston, 10/27/18	89, at Houston, 10/27/18
Team had 60 or more attempts:	63, Temple, 9/21/17	69, at Navy, 10/31/15
Team had 50-59 attempts:	55, at Tulane, 10/28/17	58, vs. Memphis, 11/23/19
Team had fewer than 25 attempts:	23, vs. Wisconsin, 8/30/19	15, Illinois, 9/15/17
Team had five or more rushing touchdowns:	5, at UMass 10/6/18	6, at Notre Dame, 9/19/20
Team had at least three rushing touchdowns:	3, vs. ECU, 10/10/20	4, vs. UCF, 11/27/20
Team had 0 rushing touchdowns:	at Memphis, 11/7/20	at Memphis, 11/7/20
	PASSING	
Had 500+ yards passing:	503, at UCF, 11/24/17	
Had 400-499 yards passing:	404, vs. UCF, 11/27/20	437, at Memphis, 11/7/20
Had 300-399 yards passing:	306, vs. ECU, 10/10/20	336, vs. UCF, 11/27/20
Had less than 100 yards passing:	44, vs. Memphis, 11/23/19	84, vs. The Citadel, 9/12/20
Team had less than 50 yards passing:	44, vs. Memphis, 11/23/19	23, at Navy, 10/19/10
Had 50 or more attempts:	50, vs. Ball State, 9/10/11	50, at Memphis, 11/7/20
Had 40-49 attempts:	47, vs. UCF 11/27/20	42, at Temple, 10/17/20
Had less than 20 attempts:	19, vs. Memphis, 11/23/19	18, vs. The Citadel, 9/12/20
Had less than 10 attempts:	Never (record-low 10 vs. Louisville, 9/24/05)	4, at Navy, 10/19/10
Had 30 or more completions:	32, vs. UCF, 11/27/20	30, at Memphis, 11/7/20
Had less than 10 completions:	6, vs. Memphis, 11/23/19	4, vs. The Citadel, 9/12/20
Team had less than five completions:	3, at Louisville, 10/22/04	4, vs. The Citadel, 9/12/20
Had five touchdown passes:	vs. Cincinnati, 11/20/15	at Houston, 10/27/18
Had four touchdown passes:	vs. UCF, 11/27/20	vs. UCF, 11/27/20
Had zero touchdown passes:	vs. ECU, 10/10/20	at Notre Dame, 9/19/20
Had five passes intercepted:	at Cincinnati, 10/3/20	at Syracuse, 10/3/09
Had four passes intercepted:	at Cincinnati, 10/3/20 (5)	Temple, 9/21/17
Had three passes intercepted:	at Cincinnati, 10/3/20 (5)	at Cincinnati, 10/3/20
Did not throw an interception:	vs. UCF, 11/27/20	vs. ECU, 10/10/20
	TOTAL OFFENSE	
Had 700 or more yards:	745, vs. Florida A&M, 9/17/11	Never
Had 600 or more yards:	646, vs. UCF, 11/27/20	684, at Houston, 10/27/18
Had 500 or more yards:	646, vs. UCF, 11/27/20	577, vs. UCF, 11/27/20
Had 200 yards or less:	170, vs. Memphis, 11/23/19	182, Florida A&M, 9/5/15
Had 100 yards or less:	Never	85, vs. Temple 9/21/17
Ran 100 or more plays:	101, at San Jose State, 8/26/17	
Ran 90 or more plays:	93, vs. UCF, 11/27/20	96, vs. ECU, 9/22/18
Ran 85 or more plays:	93, vs. UCF, 11/27/20	89, vs. Memphis, 11/23/19
Ran 55 or fewer plays:	50, vs. Memphis, 11/23/19	55, Illinois, 9/15/17
	SCORING	
Scored 80 or more points:	80, vs. Kentucky Wesleyan, 9/6/97	Never
Scored 70-79 points:	70, vs. Florida A&M, 9/17/11	Never
Scored 60-69 points:	61, at ECU 9/30/17 (Road game Record)	Never
Scored 50-59 points:	55, vs. SC State, 9/14/19	58, vs. UCF, 11/27/20
Scored 40-49 points:	46, vs. UCF, 11/27/20	42, vs. Tulsa, 10/23/20
Scored less than 10 points:	7, at Cincinnati, 10/3/20	6, vs. The Citadel, 9/12/20
Failed to score points:	0, at Notre Dame, 9/19/20	0, Charleston Southern, 9/19/09
Won by 45 points or more:	48, vs. Florida A&M, 9/5/15	52, at Notre Dame, 9/19/20
Won by 30-44 points:	39, vs. SC State, 9/14/19	35, at Houston, 11/14/20
Won by 20-29 points:	21, vs. The Citadel, 9/12/20	29, vs. Tulsa, 10/23/20
Scored on the first drive of the game:	FG, at Memphis, 11/7/20	TD, at Houston, 11/14/20
Scoring drive of 15 or more plays:	15 (FG), at ECU 10/26/19	16 (FG), at Temple, 10/17/20
Recorded a safety:	at Houston, 10/27/18	at Temple, 10/21/16
Scored on a blocked field goal attempt:	Nate Godwin (75), vs. Cincinnati, 10/5/13	A. Contressa, Stony Brook, 9/2/17
Scored on a blocked PAT attempt:	(Never)	Nate Hobbs, Illinois, 9/15/17
Scored a 2-point conversion:	at Illinois (Barnett to St. Felix pass), 9/15/18	Illinois, 9/15/17

THE LAST TIME - TEAM

	USF	OPPONENT
	TURNOVERS	
Team lost five or more turnovers:	(5) at Cincinnati, 10/3/20	(8) vs. SC State, 9/14/19
Team lost four turnovers:	vs. UConn, 10/15/16	(4) at Cincinnati, 10/3/20
Team lost three fumbles:	at Temple, 10/17/20	vs. S.C. (Birmingham Bowl), 12/29/16
Threw four or more interceptions:	5, at Cincinnati, 10/3/20	(4) vs. Temple, 9/21/17
Team did not commit a turnover:	at Memphis, 11/7/20	vs. East Carolina, 10/10/20
Team recovered an on-side kick:	at Pittsburgh, 9/8/01	vs. UCF, 11/26/16
Lost a game and did not commit a turnover:	at Memphis, 11/7/20	vs. Tulsa, 11/16/17
	DEFENSE	
Team recorded seven sacks:	vs. UConn, 10/15/11	9, vs. Temple, 11/9/19
Team recorded six sacks:	vs. BYU, 10/12/19	vs. ECU, 9/22/18
Team recorded five sacks:	at UConn 10/5/19	vs. UCF, 11/27/20
Team recorded 10 or more tackles for loss	13.0, vs. BYU, 10/12/19	13.0, vs. East Carolina, 10/10/20
Team recorded five or more pass break-ups:	5, at Memphis, 11/7/20	8, at Houston, 11/14/20
	SPECIAL TEAMS	
Returned a punt for a touchdown:	vs. The Citadel, 9/12/20	at Houston, 11/14/20
Returned a blocked punt for a touchdown:	vs. Florida A&M, 9/17/11	at Notre Dame (9/19/20)
Returned a kickoff for a touchdown:	(2) vs. Georgia Tech, 9/8/18	at Cincinnati, 10/3/20
Blocked a punt:	vs. Florida State, 9/29/12	at Notre Dame (9/19/20)
Punted 10 or more times:	10, at Cincinnati, 11/10/18	10, Temple, 9/21/17
Did not record a punt:	vs. Charleston Southern, 9/19/09	at Pittsburgh, 10/24/09
Blocked a field goal:	at Temple, 10/17/20	at Tulane, 10/21/17
Blocked a PAT:	vs. UConn, 10/20/18	at Cincinnati, 11/10/18
Team recovered an on-side kick:	at Pittsburgh, 9/8/01	vs. UCF, 11/26/16
Made five or more field goals:	5, vs. Temple, 9/21/17	Never
Made four or more field goals:	4, at Memphis, 11/7/20	4, at Illinois, 9/15/18
	MISCELLANEOUS	
Had 30 or more first downs:	38, vs. UCF, 11/27/20	32, at Temple, 10/17/20
Had 10 or fewer first downs:	5, vs. Memphis, 11/23/19	6, Temple, 9/21/17
Had 15 or more penalties:	16, Illinois, 9/15/17	15, Illinois, 9/15/17
Had no penalties:	Never	Never
Had 100 or more penalty yards:	111, at Temple, 10/17/20	112, at UCF, 11/29/19
Had less than 25 penalty yards:	21 at Houston, 11/14/20	5, vs. SC State, 9/14/19
Had 35 minutes or more of possession time:	38:17, Illinois, 9/15/17	35:36, vs. East Carolina, 10/10/20

THE LAST TIME - INDIVIDUAL

	USF	OPPONENT
RUSHING		
Rushed at least 25 times:	Jordan Cronkrite (26), vs. BYU, 10/12/19	Greg McCrae (25), vs. UCF, 11/27/20
Rushed at least 30 times:	Marlon Mack (31), vs. UConn, 9/19/14	D. Brewer (34), vs. Tulsa, 11/16/17
Rushed for 100 yards:	Kelley Joiner (115), vs. Memphis, 11/23/19	McCrae (130) & Thompson (110), vs. UC, 11/27/20
Multiple players rushed for 100 yards:	Johnny Ford (164), Jordan Cronkrite (103) vs. UConn, 10/20/18	McCrae (130) & Thompson (110), vs. UC, 11/27/20
Rushed for 150 yards:	Jordan Cronkrite (158), vs. BYU, 10/12/19	Malcolm Perry (190), at Navy, 10/19/10
Rushed for 200 yards:	Quinton Flowers (210), at Memphis, 11/12/16	R. Armstead (210), at Temple, 10/21/16
Rushed for 300 yards:	Jordan Cronkrite (302), at UMass, 10/6/18	
USF player rushed for 200 yards in consecutive games	Dyral McMillan (258) vs. New Haven, 11/6/99; (221) vs. Hofstra, 11/13/99	
Scored on a run of 50 yards or more:	Jordan Cronkrite (66) at Tulsa, 10/12/18	Malcolm Perry (67), at Navy, 10/19/19
Scored on a run of 70 yards or more:	Jordan Cronkrite (77, 76), at UMass 10/6/18	Darius Bradwell (73), vs. Tulane, 11/3/18
PASSING		
Player attempted 60+ passes:	Marquel Blackwell (61), at Memphis, 9/22/01	Troy Mitchell (66), vs. Western Carolina, 8/30/14
Player attempted 50-59 passes:	Matt Grothe (54), vs. Cincinnati, 11/3/07	Brady White (50), at Memphis, 11/7/20
Player attempted 40-49 passes:	Jordan McCloud (46), vs. UCF, 11/27/20	Anthony Russo (42) at Temple, 10/17/20
Player completed 30-39 passes:	Jordan McCloud (32), vs. UCF, 11/27/20	Brady White (30) at Memphis, 11/7/20
Player completed 25-29 passes:	Blake Barnett (29), vs. Tulane, 11/3/18	Holton Ahlers (28), at ECU 10/26/19
Player passed for more than 400 yards:	Jordan McCloud (404), vs. UCF, 11/27/20	Brady White (437) at Memphis, 11/7/20
Player passed for more than 300 yards:	Jordan McCloud (404), vs. UCF, 11/27/20	Dillon Gabriel (336), vs. UCF, 11/27/20
Player threw five touchdowns:	Marquel Blackwell (5), at East Carolina, 10/19/02	D'Eriq King (5), at Houston, 10/27/18
Player threw four touchdowns:	Jordan McCloud (4), vs. UCF, 11/27/20	Dillon Gabriel (4), vs. UCF, 11/27/20
Player threw three touchdowns:	Jordan McCloud (4), vs. UCF, 11/27/20	Dillon Gabriel (4), vs. UCF, 11/27/20
Player threw a TD of 70 yards or more:	Noah Johnson-Kelley Joiner (75) at Memphis, 11/7/20	T. Marshall to C. Lynch (81), vs. Georgia Tech, 9/8/18
Player threw a TD of 60-70 yards or more:	Blake Barnett-Darnell Salomon (66), vs. ECU, 9/22/18	Brady White-Calvin Austin (65) at Memphis, 11/7/20
Player threw a TD of 50-60 yards or more:	Quinton Flowers-T. McCants (54), vs. Stony Brook, 9/2/17	Brady White to K. Jones (50), vs. Memphis, 11/23/19
RECEIVING		
Player caught 10 passes:	Bryce Miller (11), vs. UCF, 11/27/20	Jaden Blue (11), vs. Temple, 11/17/19
Player had 100 receiving yards:	Bryce Millier (121), vs. UCF, 11/27/20	Jacob Harris (110), vs. UCF, 11/27/20
USF player with three straight 100-yard games:	Andre Davis (113), vs. SMU, 11/26/13; (110) vs. Memphis, 11/16/13; (134), vs. Houston, 10/31/13	
TOTAL OFFENSE		
Player had 600-plus yards:	Quinton Flowers (605), at UCF, 11/24/17	
Player had 400-600 yards:	Jordan McCloud (411), vs. UCF, 11/27/20	Brady White (451) at Memphis, 11/7/20
QB Had 100+ yards RUSHING & 400+ PASSING:	Quinton Flowers, 102 rush, 503 pass, at UCF, 11/24/17	D'Eriq King, 134 rush, 419 pass, at Houston, 10/27/18
QB had 100+ yards RUSHING & 200-400 PASSING:	Quinton Flowers, 106 rush, 311 pass, vs. Texas Tech, 12/23/17	Will Worth, 129 rush, 299 pass, vs. Navy, 10/28/16
DEFENSE		
Player intercepted three or more passes:	J.R. Reed (3), at Memphis, 11/29/03	Bobby McCain (3), vs. Memphis, 11/16/13
Player intercepted two or more passes:	Deatrick Nichols (2), vs. Temple, 9/21/17	Rodney Clemons (2), vs. SMU, 9/28/19
Player recovered two or more fumbles:	Greg Reaves (2), vs. SC State, 9/14/19	Jacob Martin (2), vs. Temple, 9/21/17
Player recorded four or more sacks:	George Selvie (4), vs. Elon, 9/1/07	Never
Player recorded three sacks:	Deadrin Senat (3), vs. Texas Tech, 12/23/17	Landon Woodson (3), vs. UCF, 11/27/20
Player recorded 15 or more tackles:	Patrick Macon (15), vs. Wisconsin, 8/30/19	D. Spencer (15), at UCF, 11/26/15
Player returned an interception for a touchdown:	Bentlee Sanders (38) at Memphis, 11/7/20	Z. Collins (38) vs. Tulsa 10/23/20
Player returned a fumble for a touchdown:	Vincent Davis (12), at UMass, 10/6/18	Darek Parish (85) at Houston, 11/14/20
Player recorded 4.0 tackles for loss or more:	Patrick Macon (4), vs. Wisconsin, 8/30/19	Juwuan Johnson (4.0), vs. Northern Illinois, 9/10/16
PUNTING		
Player recorded four 50-yard punts:	Trent Schneider (4), vs. UCF, 11/23/18	Dane Roy (4), vs. Houston, 10/28/17
Player recorded a 60-yard punt:	Trent Schneider (65), vs. Memphis (11/23/19)	James Smith (60), at Cincinnati, 10/3/20
Player recorded two 60-yard punts:	Trent Schneider (72 & 67), vs. ECU, 9/22/18	NEVER
SCORING		
Player scored at least four touchdowns:	Marlon Mack (4), vs. Western Carolina, 8/30/14	Jonathan Taylor (4, 2 rush, 2 rec), vs. Wisconsin, 8/30/19
Player scored at least three touchdowns:	Johnny Ford (3), vs. UConn, 10/20/18	Jacob Harris (3), vs. UCF, 11/27/20
Player caught at least two touchdown passes:	B. Miller (2), D. Dukes (2), vs. UCF, 11/27/20	Jacob Harris (3), vs. UCF, 11/27/20
Player rushed for at least three touchdowns:	Johnny Ford (3), vs. UConn, 10/20/18	Ian Book (3 Rush), at Notre Dame (9/19/20)
Player kicked (made) four+ field goals:	Spencer Shrader (4) at Memphis, 11/7/20	Chase McLaughlin (4), at Illinois, 9/15/18
Player kicked (made) three+ field goals:	Spencer Shrader (4) at Memphis, 11/7/20	Jake Olroyd, vs. BYU, 10/12/19
Player returned a kickoff for a touchdown:	Terrence Home (98, 97), vs. Georgia Tech, 9/8/18	Tre Tucker (97), at Cincinnati, 10/3/20
Player returned a punt for a touchdown:	Omarion Dollison (0), vs. The Citadel, 9/12/20	Marcus Jones (73) at Houston, 11/14/20
Player returned an interception for a touchdown:	Daquan Evans (51) at Memphis, 11/7/20	Z. Collins (38) vs. Tulsa 10/23/20
Player returned a fumble for a touchdown:	Vincent Davis (12), at UMass, 10/6/18	Darek Parish (85) at Houston, 11/14/20
Player recovered a fumble in the end zone for a touchdown:	Jake Sims, vs. Rutgers, 11/3/10	Jimmy Gaines, vs. Miami, 9/28/13
Player returned (or recovered) a blocked punt for a touchdown:	Andre Davis (11), vs. Florida A&M, 9/17/11	Jordan Botelho, at Notre Dame (9/19/20)
Player returned a blocked field goal attempt for a touchdown:	Nate Godwin (75), vs. Cincinnati, 10/5/13	Rod Davis (61), vs. Southern Miss, 10/25/03
Player scored on a two-point conversion attempt:	Randall St. Felix from Blake Barnett, at Illinois, 9/15/18	Mike Dudek, pass from Jeff George Jr., Illinois, 9/15/17
Player kicked a game-winning field goal	Coby Weiss at Tulsa, 10/12/18 (22 yards with :02 remaining)	Sam Crosa, vs. Cincinnati, 11/16/19 (37 yards with :03 remaining)

The Automated ScoreBook
 South Florida Game Results (as of Dec 07, 2020)
 All games

Date	Opponent		Score	Overall	Conference	Time	Attend
Sep 12, 2020	THE CITADEL	W	27-6	1-0	0-0	3:07	
Sep 19, 2020	at Notre Dame	L	0-52	1-1	0-0	03:07	10085
* Oct 02, 2020	at #15 Cincinnati	L	7-28	1-2	0-1	3:15	
* Oct 10, 2020	EAST CAROLINA	L	24-44	1-3	0-2	3:10	6799
* Oct 17, 2020	at Temple	L	37-39	1-4	0-3	3:32	782
* Oct 23, 2020	TULSA	L	13-42	1-5	0-4	3:25	5142
* Nov 07, 2020	at Memphis	L	33-34	1-6	0-5	3:14	10300
* & Nov 14, 2020	at Houston	L	21-56	1-7	0-6	3:22	8266
* Nov 27, 2020	UCF	L	46-58	1-8	0-7	4:13	8801

The Automated ScoreBook
 South Florida Overall Team Statistics (as of Dec 07, 2020)
 All games

Team Statistics	USF	OPP
SCORING	208	359
Points Per Game	23.1	39.9
Points Off Turnovers	34	54
FIRST DOWNS	188	210
Rushing	76	99
Passing	97	97
Penalty	15	14
RUSHING YARDAGE	1339	1907
Yards gained rushing	1635	2033
Yards lost rushing	296	126
Rushing Attempts	337	385
Average Per Rush	4.0	5.0
Average Per Game	148.8	211.9
TDs Rushing	11	20
PASSING YARDAGE	1949	2062
Comp-Att-Int	187-313-6	164-270-10
Average Per Pass	6.2	7.6
Average Per Catch	10.4	12.6
Average Per Game	216.6	229.1
TDs Passing	12	21
TOTAL OFFENSE	3288	3969
Total Plays	650	655
Average Per Play	5.1	6.1
Average Per Game	365.3	441.0
KICK RETURNS: #-Yards	34-710	18-394
PUNT RETURNS: #-Yards	8-71	19-288
INT RETURNS: #-Yards	10-220	6-47
KICK RETURN AVERAGE	20.9	21.9
PUNT RETURN AVERAGE	8.9	15.2
INT RETURN AVERAGE	22.0	7.8
FUMBLES-LOST	13-11	10-3
PENALTIES-Yards	48-440	50-487
Average Per Game	48.9	54.1
PUNTS-Yards	41-1606	35-1405
Average Per Punt	39.2	40.1
Net punt average	31.2	36.4
KICKOFFS-Yards	40-2222	67-3984
Average Per Kick	55.5	59.5
Net kick average	35.7	39.9
TIME OF POSSESSION/Game	28:27	31:33
3RD-DOWN Conversions	38/124	71/141
3rd-Down Pct	31%	50%
4TH-DOWN Conversions	7/24	11/15
4th-Down Pct	29%	73%
SACKS BY-Yards	7-25	30-177
MISC YARDS	0	0
TOUCHDOWNS SCORED	26	47
FIELD GOALS-ATTEMPTS	9-13	11-17
ON-SIDE KICKS	1-4	0-0
RED-ZONE SCORES	(25-32) 78%	(36-42) 86%
RED-ZONE TOUCHDOWNS	(21-32) 66%	(28-42) 67%
PAT-ATTEMPTS	(23-24) 96%	(44-45) 98%
ATTENDANCE	20742	29433
Games/Avg Per Game	4/5186	5/5887
Neutral Site Games		0/0

Score by Quarters	1st	2nd	3rd	4th	OT	Total
South Florida	37	68	48	55	0	208
Opponents	92	104	96	67	0	359

The Automated ScoreBook
 South Florida Overall Individual Statistics (as of Dec 07, 2020)
 All games

Rushing	gp-gs	att	gain	loss	net	avg	td	lg	avg/g
JOINER, Kelley	9-7	78	387	19	368	4.7	1	41	40.9
BATTIE, Brian	8-0	46	339	7	332	7.2	1	31	41.5
FORD, Johnny	7-2	55	299	14	285	5.2	3	43	40.7
JOHNSON, Noah	6-1	41	152	46	106	2.6	3	20	17.7
PARKER, Leonard	6-0	22	100	2	98	4.5	2	27	16.3
McCLOUD, Jordan	8-7	62	215	141	74	1.2	1	18	9.2
FORTIN, Cade	2-0	4	43	4	39	9.8	0	33	19.5
DOLLISON, O	9-1	2	29	0	29	14.5	0	19	3.2
FELIX, Darrian	3-0	10	34	9	25	2.5	0	10	8.3
SERIKI, Odunayo	5-0	6	26	7	19	3.2	0	21	3.8
MILLER, Bryce	9-9	1	4	0	4	4.0	0	4	0.4
WILLIAMS, L	9-7	1	0	4	-4	-4.0	0	0	-0.4
EVANS, Jah'Quez	6-0	2	5	9	-4	-2.0	0	5	-0.7
TEAM	4-0	2	0	9	-9	-4.5	0	0	-2.2
SCHNEIDER, T	8-0	1	0	10	-10	-10.0	0	0	-1.2
MARSH, Katravis	4-1	4	2	15	-13	-3.2	0	2	-3.2
Total	9	337	1635	296	1339	4.0	11	43	148.8
Opponents	9	385	2033	126	1907	5.0	20	62	211.9

Passing	gp-gs	effic	comp-att-int	pct	yds	td	lg	avg/g
McCLOUD, Jordan	8-7	133.17	120-194-2	61.9	1341	9	52	167.6
JOHNSON, Noah	6-1	122.67	48-77-1	62.3	459	3	75	76.5
MARSH, Katravis	4-1	50.74	14-31-3	45.2	92	0	21	23.0
FORTIN, Cade	2-0	90.95	4-8-0	50.0	39	0	22	19.5
ST. FELIX, R	9-3	251.20	1-1-0	100.0	18	0	18	2.0
SCRIBNER, Kenny	7-0	0.00	0-1-0	0.0	0	0	0	0.0
FORD, Johnny	7-2	0.00	0-1-0	0.0	0	0	0	0.0
EVANS, Jah'Quez	6-0	0.00	0-0-0	0.0	0	0	0	0.0
Total	9	120.87	187-313-6	59.7	1949	12	75	216.6
Opponents	9	143.15	164-270-10	60.7	2062	21	75	229.1

Receiving	gp-gs	no.	yds	avg	td	lg	avg/g
MILLER, Bryce	9-9	33	327	9.9	3	22	36.3
DUKES, DeVontre	9-6	24	297	12.4	4	28	33.0
WILLIAMS, L	9-7	22	260	11.8	0	36	28.9
DOLLISON, O	9-1	21	272	13.0	1	52	30.2
BRINKMAN, Mitch	9-7	15	161	10.7	1	37	17.9
ST. FELIX, R	9-3	15	150	10.0	1	30	16.7
FORD, Johnny	7-2	15	125	8.3	1	28	17.9
WEAVER, Xavier	8-2	10	136	13.6	0	26	17.0
JOINER, Kelley	9-7	8	73	9.1	1	75	8.1
CARTER, Chris	9-1	5	24	4.8	0	12	2.7
BATTIE, Brian	8-0	4	35	8.8	0	16	4.4
HORNE, Terrence	7-0	4	-1	-0.2	0	10	-0.1
ATKINS, Sean	6-0	3	26	8.7	0	12	4.3
FELIX, Darrian	3-0	3	14	4.7	0	19	4.7
BROWN, Sincere	5-0	1	19	19.0	0	19	3.8
McCLOUD, Jordan	8-7	1	18	18.0	0	18	2.2
PARKER, Leonard	6-0	1	12	12.0	0	12	2.0
MATHIS, Jacob	3-0	1	5	5.0	0	5	1.7
MATHIS, Jacob	1-0	1	-4	-4.0	0	0	-4.0
Total	9	187	1949	10.4	12	75	216.6
Opponents	9	164	2062	12.6	21	75	229.1

Punt Returns	no.	yds	avg	td	lg
SAILS, KJ	7	71	10.1	0	60
DOLLISON, O	1	0	0.0	1	0
Total	8	71	8.9	1	60
Opponents	19	288	15.2	2	72

Interceptions	no.	yds	avg	td	lg
EVANS, Daquan	3	138	46.0	1	56
LaPOINTE, Mekhi	2	39	19.5	0	21
NICHOLS, Brock	1	3	3.0	0	3
BOYLES, Dwayne	1	0	0.0	0	0
TOWNSEL, Chris	1	0	0.0	0	0
HARRIS, Mac	1	2	2.0	0	2
SANDERS, B	1	38	38.0	1	38
Total	10	220	22.0	2	56
Opponents	6	47	7.8	1	38

Kick Returns	no.	yds	avg	td	lg
FORD, Johnny	13	321	24.7	0	70
HORNE, Terrence	7	115	16.4	0	34
BATTIE, Brian	6	118	19.7	0	31
EVANS, Jah'Quez	4	75	18.8	0	48
DOLLISON, O	2	34	17.0	0	19
BRINKMAN, Mitch	1	12	12.0	0	12
PARKER, Leonard	1	35	35.0	0	35
Total	34	710	20.9	0	70
Opponents	18	394	21.9	1	97

Fumble Returns	no.	yds	avg	td	lg
NICHOLS, Brock	1	0	0.0	0	0
HAMPTON, Mike	1	0	0.0	0	0
Total	2	0	0.0	0	0
Opponents	10	110	11.0	2	85

The Automated ScoreBook
South Florida Overall Individual Statistics (as of Dec 07, 2020)
All games

Scoring	td	fg	PAT				dpx	saf	pts	Total Offense						
			kick	rush	rcv	pass				g	plays	rush	pass	total	avg/g	
SACKETT, Jared	-	5-7	10-10	-	-	-	-	-	25	McCLOUD, Jordan	8	256	74	1341	1415	176.9
DUKES, DeVontre	4	-	-	-	-	-	-	-	24	JOHNSON, Noah	6	118	106	459	565	94.2
FORD, Johnny	4	-	-	-	-	-	-	-	24	JOINER, Kelley	9	78	368	0	368	40.9
SHRADER, S	-	4-6	11-12	-	-	-	-	-	23	BATTIE, Brian	8	46	332	0	332	41.5
JOHNSON, Noah	3	-	-	0-1	-	-	-	-	18	FORD, Johnny	7	56	285	0	285	40.7
MILLER, Bryce	3	-	-	-	-	-	-	-	18	PARKER, Leonard	6	22	98	0	98	16.3
DOLLISON, O	2	-	-	-	-	-	-	-	12	MARSH, Katravis	4	35	-13	92	79	19.8
JOINER, Kelley	2	-	-	-	-	-	-	-	12	FORTIN, Cade	2	12	39	39	78	39.0
PARKER, Leonard	2	-	-	-	-	-	-	-	12	DOLLISON, O	9	2	29	0	29	3.2
McCLOUD, Jordan	1	-	-	1-1	-	-	-	-	8	FELIX, Darrian	3	10	25	0	25	8.3
ST. FELIX, R	1	-	-	-	-	-	-	-	6	SERIKI, Odunayo	5	6	19	0	19	3.8
SANDERS, B	1	-	-	-	-	-	-	-	6	ST. FELIX, R	9	1	0	18	18	2.0
BATTIE, Brian	1	-	-	-	-	-	-	-	6	MILLER, Bryce	9	1	4	0	4	0.4
EVANS, Daquan	1	-	-	-	-	-	-	-	6	WILLIAMS, L	9	1	-4	0	-4	-0.4
BRINKMAN, Mitch	1	-	-	-	-	-	-	-	6	EVANS, Jah'Quez	6	2	-4	0	-4	-0.7
SCRIBNER, Kenny	-	-	2-2	-	-	-	-	-	2	TEAM	4	2	-9	0	-9	-2.2
Total	26	9-13	23-24	1-2	-	-	-	-	208	SCHNEIDER, T	8	1	-10	0	-10	-1.2
Opponents	47	11-17	44-45	0-1	-	0-1	-	-	359	Total	9	650	1339	1949	3288	365.3
										Opponents	9	655	1907	2062	3969	441.0

Field Goals	fg	pct.	01-19	20-29	30-39	40-49	50-99	lg	blk	Punting	no.	yds	avg	lg	tb	fc	i20	50+	blk
SHRADER, S	4-6	66.7	0-0	0-0	0-0	4-6	0-0	49	0	SCHNEIDER, T	32	1323	41.3	60	2	7	7	9	0
SACKETT, Jared	5-7	71.4	0-0	2-2	3-4	0-1	0-0	39	0	SCRIBNER, Kenny	7	248	35.4	47	0	1	2	0	1
										TEAM	1	0	0.0	0	0	0	0	0	0
										McCLOUD, Jordan	1	35	35.0	35	0	0	0	0	0
										Total	41	1606	39.2	60	2	8	9	9	1
										Opponents	35	1405	40.1	60	3	12	16	5	0
FG Sequence	South Florida				Opponents					Kickoffs	no.	yds	avg	tb	ob	retn	net	ydln	
The Citadel	43				(45),(41),36					SHRADER, S	37	2106	56.9	16	0				
Notre Dame	-				38,(22)					SCRIBNER, Kenny	2	102	51.0	0	0				
Cincinnati	35				37					SACKETT, Jared	1	14	14.0	0	0				
East Carolina	(31)				(25),36,(42),(37)					Total	40	2222	55.5	16	0	21.9	35.7	29	
Temple	(29)				(24),36,(26)					Opponents	67	3984	59.5	24	4	20.9	39.9	25	
Tulsa	(39),(25),42				-														
Memphis	(49),(47),(41),(46)				(52),(33)														
Houston	-				47														
UCF	46,(30)				(23)														

Numbers in (parentheses) indicate field goal was made.

The Automated ScoreBook
South Florida Overall Individual Statistics (as of Dec 07, 2020)
All games

All Purpose	g	rush	rcv	pr	kr	ir	total	avg/g
FORD, Johnny	7	285	125	0	321	0	731	104.4
BATTIE, Brian	8	332	35	0	118	0	485	60.6
JOINER, Kelley	9	368	73	0	0	0	441	49.0
DOLLISON, O	9	29	272	0	34	0	335	37.2
MILLER, Bryce	9	4	327	0	0	0	331	36.8
DUKES, DeVont	9	0	297	0	0	0	297	33.0
WILLIAMS, L	9	-4	260	0	0	0	256	28.4
BRINKMAN, Mit	9	0	161	0	12	0	173	19.2
ST. FELIX, R	9	0	150	0	0	0	150	16.7
PARKER, Leona	6	98	12	0	35	0	145	24.2
EVANS, Daquan	9	0	0	0	0	138	138	15.3
WEAVER, Xavie	8	0	136	0	0	0	136	17.0
HORNE, Terren	7	0	-1	0	115	0	114	16.3
JOHNSON, Noa	6	106	0	0	0	0	106	17.7
McCLOUD, Jord	8	74	18	0	0	0	92	11.5
SAILS, KJ	8	0	0	71	0	0	71	8.9
EVANS, Jah'Qu	6	-4	0	0	75	0	71	11.8
FELIX, Darrian	3	25	14	0	0	0	39	13.0
FORTIN, Cade	2	39	0	0	0	0	39	19.5
LaPOINTE, Mek	7	0	0	0	0	39	39	5.6
SANDERS, B	6	0	0	0	0	38	38	6.3
ATKINS, Sean	6	0	26	0	0	0	26	4.3
CARTER, Chris	9	0	24	0	0	0	24	2.7
BROWN, Sincer	5	0	19	0	0	0	19	3.8
SERIKI, Odunay	5	19	0	0	0	0	19	3.8
MATHIS, Jacob	3	0	5	0	0	0	5	1.7
NICHOLS, Brock	8	0	0	0	0	3	3	0.4
HARRIS, Mac	7	0	0	0	0	2	2	0.3
MATHIS, Jacob	1	0	-4	0	0	0	-4	-4.0
TEAM	4	-9	0	0	0	0	-9	-2.2
SCHNEIDER, T	8	-10	0	0	0	0	-10	-1.2
MARSH, Katravi	4	-13	0	0	0	0	-13	-3.2
Total	9	1339	1949	71	710	220	4289	476.6
Opponents	9	1907	2062	288	394	47	4698	522.0

The Automated ScoreBook
 South Florida Overall Defensive Statistics (as of Dec 07, 2020)
 All games

##	Defensive Leaders	gp-gs	Tackles				tfl/yds	Sacks no-yds	Pass defense			Fumbles		blkd	
			ua	a	tot				int-yds	brup	qbh	rcv-yds	ff	kick	saf
5G	GRIER, Antonio	8-7	34	25	59	5.5-19	3.0-13	.	.	1	.	2	.	.	
11	BOYLES, Dwayne	6-6	28	16	44	5.0-14	.	1-0	2	2	.	.	1	.	
2	ROBERTS, Nick	6-4	22	17	39	.	.	.	1	.	.	1	.	.	
59	MIMS, Andrew	8-5	24	14	38	4.0-12	1.0-5	
23	MANGUM, Thad	9-8	20	17	37	4.0-10	.	.	.	1	1-0	1	.	.	
3D	DAVIS, Vincent	7-6	19	15	34	1	
7	HAMPTON, Mike	9-9	22	11	33	.	.	.	4	.	1-0	.	.	.	
22	LaPOINTE, Mekhi	7-6	28	5	33	2.0-6	.	2-39	2	
8T	TOWNSEL, Chris	8-5	23	9	32	2.5-3	.	1-0	1	
0	EVANS, Daquan	9-1	23	5	28	1.0-3	.	3-138	1	
6	BELLAMY, D	7-5	17	10	27	2.5-5	.	.	3	2	
20	SANDERS, B	6-4	21	4	25	2.5-4	.	1-38	2	
24	HARRIS, Mac	7-2	13	11	24	1.0-4	.	1-2	.	1	
9	SAILS, KJ	8-8	17	5	22	1.5-1	.	.	2	
17	GREEN, Blake	8-8	9	12	21	1.5-5	1	.	.	
91	YATES, Rashawn	9-9	12	7	19	2.5-9	1.0-5	.	.	1	.	1	.	.	
16	NICHOLS, Brock	8-1	13	6	19	.	.	1-3	.	.	1-0	.	.	.	
29	NORRIS, Brian	7-1	8	8	16	1	
96	PINKNEY, Kelvin	9-1	11	3	14	4.0-5	1.0-1	.	1	
40	VAUGHN, Jason	9-1	9	2	11	0.5-1	
45	GRANT, Darrien	9-2	4	6	10	1	
15	CURRY, Jayden	9-0	6	1	7	1.0-3	
30	CROMARTY, I	9-0	6	1	7	
13	LOGAN, Tramel	9-0	4	2	6	1.0-1	1.0-1	
1K	KEGLER, Kevin	6-0	3	.	3	
26	HELTON, Keyon	7-0	1	2	3	1	
18	DUKES, DeVontre	9-6	2	.	2	
31	GENTRY, Cody	2-0	.	2	2	
4	DOLLISON, O	9-1	1	1	2	
3	McCLOUD, Jordan	8-7	1	.	1	
46	THAXTON, Ryan	4-0	1	.	1	
89	BRINKMAN, Mitch	9-7	1	.	1	
32	SHRADER, S	8-0	1	.	1	
12	KNOX, Ben	6-0	1	.	1	
39	SCHNEIDER, T	8-0	1	.	1	
19	MILLER, Bryce	9-9	1	.	1	
50	BERNARD, Bryce	6-0	.	1	1	
5	ST. FELIX, R	9-3	.	1	1	
14	EVANS, Jah'Quez	6-0	1	.	1	
Total		9	408	219	627	42-105	7-25	10-220	19	12	3-0	6	1	.	
Opponents		9	447	132	579	81-326	30-177	6-47	34	27	11-110	11	1	.	

The Automated ScoreBook
South Florida Team Game-by-Game (as of Dec 07, 2020)
All games

TEAM STATISTICS

Date	Opponent	Rushing				Receiving				Passing				Kick Returns				Punt Returns				tot off
		no.	yds	td	lg	no.	yds	td	lg	cmp	att	int	yds	td	lg	no.	yds	td	lg	no.	yds	
Sep 12	THE CITADEL	39	302	2	43	18	102	1	19	18-25-0	102	1	19	1	12	0	12	2	0	1	0	404
Sep 19	at Notre Dame	33	106	0	42	12	125	0	36	12-29-0	125	0	36	8	129	0	26	0	0	0	0	231
Oct 02	at Cincinnati	33	83	1	27	21	208	0	28	21-41-5	208	0	28	2	95	0	70	0	0	0	0	291
Oct 10	EAST CAROLINA	34	92	3	17	28	306	0	52	28-38-0	306	0	52	4	125	0	48	0	0	0	0	398
Oct 17	at Temple	44	143	2	16	16	181	3	28	16-29-0	181	3	28	6	131	0	44	1	2	0	2	324
Oct 23	TULSA	34	122	0	33	22	183	1	22	22-36-1	183	1	22	5	84	0	34	2	64	0	60	305
Nov 07	at Memphis	33	113	0	20	20	217	2	75	20-29-0	217	2	75	4	47	0	21	2	9	0	7	330
Nov 14	at Houston	41	136	1	31	18	223	1	26	18-39-0	223	1	26	2	34	0	19	1	-4	0	0	359
Nov 27	UCF	46	242	2	30	32	404	4	30	32-47-0	404	4	30	2	53	0	31	0	0	0	0	646
Opponents		337	1339	11	43	187	1949	12	75	187-313-6	1949	12	75	34	710	0	70	8	71	1	60	3288
Opponents		385	1907	20	62	164	2062	21	75	164-270-10	2062	21	75	18	394	1	97	19	288	2	72	3969

Games: 9 • Avg/rush: 4.0 • Avg/catch: 10.4 • Pass effic: 120.87 • KR avg: 20.9 • PR avg: 8.9 • All purpose avg/game: 476.6 • Total offense avg/gm: 365.3

Date	Opponent	Tackles				Sacks no-yds	Fumble		Pass Defense			blkd kick	PAT Attempts			off		pts	
		ua	a	total	tfl-yds		ff	fr-yds	int-yds	qbh	brup		kick	rush	rcv	saf	t/o		
Sep 12	THE CITADEL	45	30	75	7.0-16	1.0-4	2	2-0	1-18	1	1	0	3-4	0	0	0	0	0	27
Sep 19	at Notre Dame	45	18	63	3.0-11	0.0-0	2	0-0	0-0	1	2	0	0-0	0	0	0	0	0	0
Oct 02	at Cincinnati	32	58	90	5.0-15	1.0-7	1	1-0	3-5	3	0	0	1-1	0	0	0	0	0	7
Oct 10	EAST CAROLINA	47	26	73	5.0-15	1.0-2	1	0-0	0-0	1	2	0	3-3	0	0	0	0	0	24
Oct 17	at Temple	56	20	76	2.0-2	0.0-0	0	0-0	2-77	0	4	1	4-4	0	0	0	10	37	
Oct 23	TULSA	43	15	58	5.0-8	0.0-0	0	0-0	1-31	1	3	0	1-1	0	0	0	0	3	13
Nov 07	at Memphis	50	12	62	5.0-8	2.0-2	0	0-0	1-51	1	5	0	3-3	0	0	0	0	7	33
Nov 14	at Houston	46	10	56	3.0-8	0.0-0	0	0-0	1-38	3	1	0	3-3	0	0	0	0	7	21
Nov 27	UCF	44	30	74	7.0-22	2.0-10	0	0-0	1-0	1	1	0	5-5	1	0	0	0	7	46
Opponents		408	219	627	42.0-105	7.0-25	6	3-0	10-220	12	19	1	23-24	1	0	0	0	34	208
Opponents		447	132	579	81.0-326	30.0-177	11	11-110	6-47	27	34	1	44-45	0	0	0	0	54	359

Date	Opponent	Punting								Field Goals			Kickoffs					
		no.	yds	avg	long	blkd	tb	fc	50+	i20	md-att	long	blkd	no.	yds	avg	tb	ob
Sep 12	THE CITADEL	4	137	34.2	43	0	0	2	0	3	0-1	0	0	5	300	60.0	2	0
Sep 19	at Notre Dame	6	144	24.0	53	1	0	0	1	0	0-0	0	0	1	49	49.0	0	0
Oct 02	at Cincinnati	3	111	37.0	47	0	0	1	0	1	0-1	0	0	2	102	51.0	0	0
Oct 10	EAST CAROLINA	3	127	42.3	47	0	0	1	0	0	1-1	31	0	5	220	44.0	1	0
Oct 17	at Temple	5	165	33.0	46	0	0	1	0	2	1-1	29	0	4	222	55.5	0	0
Oct 23	TULSA	4	184	46.0	52	0	0	0	2	0	2-3	39	0	4	260	65.0	2	0
Nov 07	at Memphis	5	227	45.4	54	0	0	1	1	1	4-4	49	0	7	401	57.3	2	0
Nov 14	at Houston	8	373	46.6	60	0	2	1	4	2	0-0	0	0	4	260	65.0	4	0
Nov 27	UCF	3	138	46.0	53	0	0	1	1	0	1-2	30	0	8	408	51.0	5	0
Opponents		41	1606	39.2	60	1	2	8	9	9	9-13	49	0	40	2222	55.5	16	0
Opponents		35	1405	40.1	60	0	3	12	5	16	11-17	52	1	67	3984	59.5	24	4

The Automated ScoreBook
 South Florida Opponent Game-by-Game (as of Dec 07, 2020)
 All games

OPPONENT STATISTICS

Date	Opponent	Rushing				Receiving				Passing				Kick Returns				Punt Returns				tot off
		no.	yds	td	lg	no.	yds	td	lg	cmp	att	int	yds	td	lg	no.	yds	td	lg	no.	yds	
Sep 12	THE CITADEL	54	200	0	41	4	84	0	34	4-18-1	84	0	34	3	60	0	23	2	8	0	2	284
Sep 19	at Notre Dame	45	281	6	31	13	149	0	27	13-21-0	149	0	27	1	14	0	14	2	62	1	7	430
Oct 02	at Cincinnati	45	189	1	26	16	143	2	35	16-26-3	143	2	35	2	111	1	97	1	7	0	7	332
Oct 10	EAST CAROLINA	47	210	2	42	17	222	3	75	17-26-0	222	3	75	3	29	0	25	2	25	0	17	432
Oct 17	at Temple	42	142	0	16	30	270	4	20	30-42-2	270	4	20	3	51	0	21	0	0	0	0	412
Oct 23	TULSA	37	227	4	62	17	235	1	35	17-25-1	235	1	35	2	28	0	16	2	14	0	13	462
Nov 07	at Memphis	33	98	0	14	30	437	4	65	30-50-1	437	4	65	3	73	0	31	3	3	0	4	535
Nov 14	at Houston	37	319	3	30	15	186	3	33	15-26-1	186	3	33	0	0	0	0	5	145	1	72	505
Nov 27	UCF	45	241	4	27	22	336	4	51	22-36-1	336	4	51	1	28	0	28	2	24	0	19	577
South Florida		385	1907	20	62	164	2062	21	75	164-270-10	2062	21	75	18	394	1	97	19	288	2	72	3969
South Florida		337	1339	11	43	187	1949	12	75	187-313-6	1949	12	75	34	710	0	70	8	71	1	60	3288

Games: 9 • Avg/rush: 5.0 • Avg/catch: 12.6 • Pass effic: 143.15 • KR avg: 21.9 • PR avg: 15.2 • All purpose avg/game: 522.0 • Total offense avg/gm: 441.0

Date	Opponent	Tackles				Sacks no-yds	Fumble		Pass Defense			blkd kick	PAT Attempts			off		pts		
		ua	a	total	tfl-yds		ff	fr-yds	int-yds	qbh	brup		kick	rush	rcv	saf	t/o			
Sep 12	THE CITADEL	51	4	55	11.0-38	3.0-15	0	0-0	0-0	0	1	0	0-0	0	0	0	0	0	0	6
Sep 19	at Notre Dame	44	10	54	11.0-36	2.0-15	0	0-0	0-0	8	6	1	7-7	0	0	0	0	0	0	52
Oct 02	at Cincinnati	41	26	67	6.0-29	3.0-22	1	0-0	5-9	4	5	0	4-4	0	0	0	0	0	0	28
Oct 10	EAST CAROLINA	53	10	63	13.0-51	5.0-19	2	2-0	0-0	1	1	0	5-5	0	0	0	0	10	44	
Oct 17	at Temple	56	8	64	8.0-35	4.0-23	2	3-23	0-0	2	4	0	3-3	0	0	0	0	9	39	
Oct 23	TULSA	52	14	66	8.0-17	1.0-2	2	2-0	1-38	1	2	0	6-6	0	0	0	0	7	42	
Nov 07	at Memphis	47	12	59	9.0-30	3.0-17	0	0-0	0-0	3	2	0	4-4	0	0	0	0	0	34	
Nov 14	at Houston	42	28	70	7.0-38	4.0-28	2	2-87	0-0	7	8	0	8-8	0	0	0	0	14	56	
Nov 27	UCF	61	20	81	8.0-52	5.0-36	2	2-0	0-0	1	5	0	7-8	0	0	0	0	14	58	
South Florida		447	132	579	81.0-326	30.0-177	11	11-110	6-47	27	34	1	44-45	0	0	0	0	54	359	
South Florida		408	219	627	42.0-105	7.0-25	6	3-0	10-220	12	19	1	23-24	1	0	0	0	34	208	

Date	Opponent	Punting							Field Goals			Kickoffs						
		no.	yds	avg	long	blkd	tb	fc	50+	i20	md-att	long	blkd	no.	yds	avg	tb	ob
Sep 12	THE CITADEL	6	190	31.7	46	0	0	2	0	3	2-3	45	0	3	109	36.3	0	0
Sep 19	at Notre Dame	2	74	37.0	40	0	0	1	0	1	1-2	22	0	9	535	59.4	1	0
Oct 02	at Cincinnati	4	187	46.8	60	0	0	1	2	3	0-1	0	0	5	265	53.0	1	0
Oct 10	EAST CAROLINA	2	92	46.0	55	0	1	1	1	1	3-4	42	0	9	574	63.8	4	1
Oct 17	at Temple	4	160	40.0	51	0	0	1	1	3	2-3	26	1	8	413	51.6	0	1
Oct 23	TULSA	5	197	39.4	50	0	0	1	1	1	0-0	0	0	7	405	57.9	0	2
Nov 07	at Memphis	3	128	42.7	47	0	0	0	0	1	2-2	52	0	7	447	63.9	3	0
Nov 14	at Houston	4	168	42.0	46	0	0	2	0	2	0-1	0	0	9	582	64.7	7	0
Nov 27	UCF	5	209	41.8	49	0	2	3	0	1	1-1	23	0	10	654	65.4	8	0
South Florida		35	1405	40.1	60	0	3	12	5	16	11-17	52	1	67	3984	59.5	24	4
South Florida		41	1606	39.2	60	1	2	8	9	9	9-13	49	0	40	2222	55.5	16	0

The Automated ScoreBook
 South Florida Game Superlatives (as of Dec 07, 2020)
 All games

INDIVIDUAL GAME HIGHS

Rushes	15	FORD, Johnny at Temple (Oct 17, 2020)
	15	BATTIE, Brian vs UCF (Nov 27, 2020)
Yards Rushing	116	JOINER, Kelley vs UCF (Nov 27, 2020)
TD Rushes	2	FORD, Johnny vs East Carolina (Oct 10, 2020)
Long Rush	43	FORD, Johnny vs The Citadel (Sep 12, 2020)
Pass attempts	46	McCLOUD, Jordan vs UCF (Nov 27, 2020)
Pass completions	32	McCLOUD, Jordan vs UCF (Nov 27, 2020)
Yards Passing	404	McCLOUD, Jordan vs UCF (Nov 27, 2020)
TD Passes	4	McCLOUD, Jordan vs UCF (Nov 27, 2020)
Long Pass	75	JOHNSON, Noah at Memphis (Nov 07, 2020)
Receptions	11	MILLER, Bryce vs UCF (Nov 27, 2020)
Yards Receiving	121	MILLER, Bryce vs UCF (Nov 27, 2020)
TD Receptions	2	MILLER, Bryce vs UCF (Nov 27, 2020)
	2	DUKES, DeVontre vs UCF (Nov 27, 2020)
Long Reception	75	JOINER, Kelley at Memphis (Nov 07, 2020)
Field Goals	4	SHRADER, S at Memphis (Nov 07, 2020)
Long Field Goal	49	SHRADER, S at Memphis (Nov 07, 2020)
Punts	8	SCHNEIDER, T at Houston (Nov 14, 2020)
Punting Avg	46.6	SCHNEIDER, T at Houston (Nov 14, 2020)
Long Punt	60	SCHNEIDER, T at Houston (Nov 14, 2020)
Punts inside 20	3	SCHNEIDER, T vs The Citadel (Sep 12, 2020)
Long Punt Return	60	SAILS, KJ vs Tulsa (Oct 23, 2020)
Long Kickoff Return	70	FORD, Johnny at Cincinnati (Oct 02, 2020)
Tackles	13	BOYLES, Dwayne vs UCF (Nov 27, 2020)
Sacks	1.0	GRIER, Antonio vs The Citadel (Sep 12, 2020)
	1.0	GRIER, Antonio at Cincinnati (Oct 02, 2020)
	1.0	GRIER, Antonio vs East Carolina (Oct 10, 2020)
	1.0	LOGAN, Tramel at Memphis (Nov 07, 2020)
	1.0	PINKNEY, Kelvin at Memphis (Nov 07, 2020)
	1.0	MIMS, Andrew vs UCF (Nov 27, 2020)
	1.0	YATES, Rashawn vs UCF (Nov 27, 2020)
Tackles For Loss	2.0	GRIER, Antonio vs East Carolina (Oct 10, 2020)
	2.0	BOYLES, Dwayne vs UCF (Nov 27, 2020)
	2.0	MIMS, Andrew vs UCF (Nov 27, 2020)
Interceptions	1	LaPOINTE, Mekhi vs The Citadel (Sep 12, 2020)
	1	TOWNSEL, Chris at Cincinnati (Oct 02, 2020)
	1	NICHOLS, Brock at Cincinnati (Oct 02, 2020)
	1	HARRIS, Mac at Cincinnati (Oct 02, 2020)
	1	EVANS, Daquan at Temple (Oct 17, 2020)
	1	LaPOINTE, Mekhi at Temple (Oct 17, 2020)
	1	EVANS, Daquan vs Tulsa (Oct 23, 2020)
	1	EVANS, Daquan at Memphis (Nov 07, 2020)
	1	SANDERS, B at Houston (Nov 14, 2020)
	1	BOYLES, Dwayne vs UCF (Nov 27, 2020)

The Automated ScoreBook
 South Florida Game Superlatives (as of Dec 07, 2020)
 All games

TEAM GAME HIGHS

Rushes	46	vs UCF (Nov 27, 2020)
Yards Rushing	302	vs The Citadel (Sep 12, 2020)
Yards Per Rush	7.7	vs The Citadel (Sep 12, 2020)
TD Rushes	3	vs East Carolina (Oct 10, 2020)
Pass attempts	47	vs UCF (Nov 27, 2020)
Pass completions	32	vs UCF (Nov 27, 2020)
Yards Passing	404	vs UCF (Nov 27, 2020)
Yards Per Pass	8.6	vs UCF (Nov 27, 2020)
TD Passes	4	vs UCF (Nov 27, 2020)
Total Plays	93	vs UCF (Nov 27, 2020)
Total Offense	646	vs UCF (Nov 27, 2020)
Yards Per Play	6.9	vs UCF (Nov 27, 2020)
Points	46	vs UCF (Nov 27, 2020)
Sacks By	2	at Memphis (Nov 07, 2020)
	2	vs UCF (Nov 27, 2020)
First Downs	38	vs UCF (Nov 27, 2020)
Penalties	11	at Temple (Oct 17, 2020)
Penalty Yards	111	at Temple (Oct 17, 2020)
Turnovers	5	at Cincinnati (Oct 02, 2020)
Interceptions By	3	at Cincinnati (Oct 02, 2020)
Punts	8	at Houston (Nov 14, 2020)
Punting Avg	46.6	at Houston (Nov 14, 2020)
Long Punt	60	at Houston (Nov 14, 2020)
Punts inside 20	3	vs The Citadel (Sep 12, 2020)
Long Punt Return	60	vs Tulsa (Oct 23, 2020)

The Automated ScoreBook
 South Florida Game Superlatives (as of Dec 07, 2020)
 All games

OPPONENT INDIVIDUAL GAME HIGHS

Rushes	25	DAVIS,Re'Mahn, at Temple (Oct 17, 2020)
	25	MCCRAE, Greg, vs UCF (Nov 27, 2020)
Yards Rushing	130	MCCRAE, Greg, vs UCF (Nov 27, 2020)
TD Rushes	3	Book,Ian, at Notre Dame (Sep 19, 2020)
Long Rush	62	PRINCE, D., vs Tulsa (Oct 23, 2020)
Pass attempts	50	WHITE, Brady, at Memphis (Nov 07, 2020)
Pass completions	30	RUSSO,Anthony, at Temple (Oct 17, 2020)
	30	WHITE, Brady, at Memphis (Nov 07, 2020)
Yards Passing	437	WHITE, Brady, at Memphis (Nov 07, 2020)
TD Passes	4	RUSSO,Anthony, at Temple (Oct 17, 2020)
	4	WHITE, Brady, at Memphis (Nov 07, 2020)
	4	GABRIEL, Dillon, vs UCF (Nov 27, 2020)
Long Pass	75	AHLERS, Holton, vs East Carolina (Oct 10, 2020)
Receptions	9	BLUE,Jadan, at Temple (Oct 17, 2020)
Yards Receiving	147	DYKES, Sean, at Memphis (Nov 07, 2020)
TD Receptions	3	HARRIS, Jacob, vs UCF (Nov 27, 2020)
Long Reception	75	JOHNSON, C.J., vs East Carolina (Oct 10, 2020)
Field Goals	3	VERITY, Jake, vs East Carolina (Oct 10, 2020)
Long Field Goal	52	PATTERSON, R., at Memphis (Nov 07, 2020)
Punts	6	Matt Campbell, vs The Citadel (Sep 12, 2020)
Punting Avg	46.8	SMITH, James, at Cincinnati (Oct 02, 2020)
Long Punt	60	SMITH, James, at Cincinnati (Oct 02, 2020)
Punts inside 20	3	Matt Campbell, vs The Citadel (Sep 12, 2020)
	3	SMITH, James, at Cincinnati (Oct 02, 2020)
	3	BARRY,Adam, at Temple (Oct 17, 2020)
Long Punt Return	72	JONES, Marcus, at Houston (Nov 14, 2020)
Long Kickoff Return	97	TUCKER, Tre, at Cincinnati (Oct 02, 2020)
Tackles	12	Willie Eubanks, vs The Citadel (Sep 12, 2020)
	12	SMITH, Xavier, vs East Carolina (Oct 10, 2020)
Sacks	3.0	WOODSON, Landon, vs UCF (Nov 27, 2020)
Tackles For Loss	3.5	EBIKETIE,Arnold, at Temple (Oct 17, 2020)
Interceptions	2	BRYANT, Coby, at Cincinnati (Oct 02, 2020)

The Automated ScoreBook
 South Florida Game Superlatives (as of Dec 07, 2020)
 All games

OPPONENT TEAM GAME HIGHS

Rushes	54	vs The Citadel (Sep 12, 2020)
Yards Rushing	319	at Houston (Nov 14, 2020)
Yards Per Rush	8.6	at Houston (Nov 14, 2020)
TD Rushes	6	at Notre Dame (Sep 19, 2020)
Pass attempts	50	at Memphis (Nov 07, 2020)
Pass completions	30	at Temple (Oct 17, 2020)
	30	at Memphis (Nov 07, 2020)
Yards Passing	437	at Memphis (Nov 07, 2020)
Yards Per Pass	9.4	vs Tulsa (Oct 23, 2020)
TD Passes	4	at Temple (Oct 17, 2020)
	4	at Memphis (Nov 07, 2020)
	4	vs UCF (Nov 27, 2020)
Total Plays	84	at Temple (Oct 17, 2020)
Total Offense	577	vs UCF (Nov 27, 2020)
Yards Per Play	8.0	at Houston (Nov 14, 2020)
Points	58	vs UCF (Nov 27, 2020)
Sacks By	5	vs East Carolina (Oct 10, 2020)
	5	vs UCF (Nov 27, 2020)
First Downs	32	at Temple (Oct 17, 2020)
Penalties	8	at Houston (Nov 14, 2020)
Penalty Yards	80	vs UCF (Nov 27, 2020)
Turnovers	4	at Cincinnati (Oct 02, 2020)
Interceptions By	5	at Cincinnati (Oct 02, 2020)
Punts	6	vs The Citadel (Sep 12, 2020)
Punting Avg	46.8	at Cincinnati (Oct 02, 2020)
Long Punt	60	at Cincinnati (Oct 02, 2020)
Punts inside 20	3	vs The Citadel (Sep 12, 2020)
	3	at Cincinnati (Oct 02, 2020)
	3	at Temple (Oct 17, 2020)
Long Punt Return	72	at Houston (Nov 14, 2020)

The Automated ScoreBook
 South Florida Red-Zone Results (as of Dec 07, 2020)
 All games

South Florida Inside Opponent Red-Zone

Date	Opponent	Score	Times In RZ	Times Scored	Total Pts	Rush TDs	Pass TDs	FGs Made	Failed to score inside RZ						
									FGA	Down	Int	Fumb	Half	Game	
Sep 12, 2020	THE CITADEL	W 27-6	4	3	21	3	2	1	0	0	1	0	0	0	0
Sep 19, 2020	at Notre Dame	L 0-52	1	0	0	0	0	0	0	0	1	0	0	0	0
Oct 02, 2020	at Cincinnati	L 7-28	1	1	7	1	1	0	0	0	0	0	0	0	0
Oct 10, 2020	EAST CAROLINA	L 24-44	5	4	24	3	3	0	1	0	1	0	0	0	0
Oct 17, 2020	at Temple	L 37-39	6	5	30	4	2	2	1	0	0	0	1	0	0
Oct 23, 2020	TULSA	L 13-42	4	2	10	1	0	1	1	0	1	0	1	0	0
Nov 07, 2020	at Memphis	L 33-34	1	1	7	1	0	1	0	0	0	0	0	0	0
Nov 14, 2020	at Houston	L 21-56	3	2	14	2	1	1	0	0	0	0	1	0	0
Nov 27, 2020	UCF	L 46-58	7	7	46	6	2	4	1	0	0	0	0	0	0
Totals			32	25	159	21	11	10	4	0	4	0	3	0	0

25 of 32 (78.1%)

Opponents Inside South Florida Red-Zone

Date	Opponent	Score	Times In RZ	Times Scored	Total Pts	Rush TDs	Pass TDs	FGs Made	Failed to score inside RZ						
									FGA	Down	Int	Fumb	Half	Game	
Sep 12, 2020	THE CITADEL	W 27-6	2	1	3	0	0	0	1	1	0	0	0	0	0
Sep 19, 2020	at Notre Dame	L 0-52	7	6	38	5	5	0	1	1	0	0	0	0	0
Oct 02, 2020	at Cincinnati	L 7-28	5	3	21	3	1	2	0	1	0	1	0	0	0
Oct 10, 2020	EAST CAROLINA	L 24-44	5	5	27	3	1	2	2	0	0	0	0	0	0
Oct 17, 2020	at Temple	L 37-39	7	6	33	4	0	4	2	0	0	0	0	1	0
Oct 23, 2020	TULSA	L 13-42	2	2	14	2	2	0	0	0	0	0	0	0	0
Nov 07, 2020	at Memphis	L 33-34	5	4	24	3	0	3	1	0	1	0	0	0	0
Nov 14, 2020	at Houston	L 21-56	3	3	21	3	2	1	0	0	0	0	0	0	0
Nov 27, 2020	UCF	L 46-58	6	6	37	5	3	2	1	0	0	0	0	0	0
Totals			42	36	218	28	14	14	8	3	1	1	0	1	0

36 of 42 (85.7%)

The Automated ScoreBook
 South Florida By-Quarter Statistics (as of Dec 07, 2020)
 All games

3rd-Down Conversions

Date	Opponent	Score	Overall	1st Qtr	2nd Qtr	3rd Qtr	4th Qtr	Overtime
Sep 12, 2020	THE CITADEL	W 27-6	5-12 41.7	3-4 75.0	1-2 50.0	1-3 33.3	0-3 0.0	
Sep 19, 2020	at Notre Dame	L 0-52	2-15 13.3	0-2 0.0	0-4 0.0	1-5 20.0	1-4 25.0	
Oct 02, 2020	at Cincinnati	L 7-28	5-13 38.5	1-4 25.0	3-5 60.0	0-2 0.0	1-2 50.0	
Oct 10, 2020	EAST CAROLINA	L 24-44	5-13 38.5	1-2 50.0	3-7 42.9	0-2 0.0	1-2 50.0	
Oct 17, 2020	at Temple	L 37-39	4-12 33.3	0-3 0.0	1-2 50.0	0-2 0.0	3-5 60.0	
Oct 23, 2020	TULSA	L 13-42	2-15 13.3	0-4 0.0	1-3 33.3	0-4 0.0	1-4 25.0	
Nov 07, 2020	at Memphis	L 33-34	2-12 16.7	2-5 40.0	0-1 0.0	0-2 0.0	0-4 0.0	
Nov 14, 2020	at Houston	L 21-56	5-17 29.4	0-3 0.0	0-4 0.0	2-5 40.0	3-5 60.0	
Nov 27, 2020	UCF	L 46-58	8-15 53.3	3-5 60.0	2-4 50.0	3-4 75.0	0-2 0.0	
	South Florida		38-124 30.6	10-32 31.2	11-32 34.4	7-29 24.1	10-31 32.3	0-0 0.0
	Opponents		71-141 50.4	23-37 62.2	22-42 52.4	14-31 45.2	12-31 38.7	0-0 0.0

4th-Down Conversions

Date	Opponent	Score	Overall	1st Qtr	2nd Qtr	3rd Qtr	4th Qtr	Overtime
Sep 12, 2020	THE CITADEL	W 27-6	0-2 0.0	0-1 0.0	0-0 0.0	0-0 0.0	0-1 0.0	
Sep 19, 2020	at Notre Dame	L 0-52	1-5 20.0	0-1 0.0	0-0 0.0	1-2 50.0	0-2 0.0	
Oct 02, 2020	at Cincinnati	L 7-28	1-3 33.3	0-0 0.0	0-1 0.0	1-2 50.0	0-0 0.0	
Oct 10, 2020	EAST CAROLINA	L 24-44	0-3 0.0	0-0 0.0	0-2 0.0	0-0 0.0	0-1 0.0	
Oct 17, 2020	at Temple	L 37-39	2-2 100.0	1-1 100.0	0-0 0.0	1-1 100.0	0-0 0.0	
Oct 23, 2020	TULSA	L 13-42	3-4 75.0	0-0 0.0	0-0 0.0	2-2 100.0	1-2 50.0	
Nov 07, 2020	at Memphis	L 33-34	0-1 0.0	0-0 0.0	0-0 0.0	0-0 0.0	0-1 0.0	
Nov 14, 2020	at Houston	L 21-56	0-2 0.0	0-0 0.0	0-1 0.0	0-0 0.0	0-1 0.0	
Nov 27, 2020	UCF	L 46-58	0-2 0.0	0-1 0.0	0-0 0.0	0-0 0.0	0-1 0.0	
	South Florida		7-24 29.2	1-4 25.0	0-4 0.0	5-7 71.4	1-9 11.1	0-0 0.0
	Opponents		11-15 73.3	1-3 33.3	3-5 60.0	4-4 100.0	3-3 100.0	0-0 0.0

Time of Possession

Date	Opponent	Score	Overall	1st Qtr	2nd Qtr	3rd Qtr	4th Qtr	Overtime
Sep 12, 2020	THE CITADEL	W 27-6	27:43	7:02	5:29	6:41	8:31	
Sep 19, 2020	at Notre Dame	L 0-52	27:33	4:09	7:12	9:30	6:42	
Oct 02, 2020	at Cincinnati	L 7-28	23:36	4:57	6:36	6:59	5:04	
Oct 10, 2020	EAST CAROLINA	L 24-44	24:24	4:11	10:33	5:30	4:10	
Oct 17, 2020	at Temple	L 37-39	27:39	8:41	5:56	4:43	8:19	
Oct 23, 2020	TULSA	L 13-42	31:27	6:51	6:53	10:11	7:32	
Nov 07, 2020	at Memphis	L 33-34	29:25	8:42	4:15	5:53	10:35	
Nov 14, 2020	at Houston	L 21-56	31:01	6:01	6:59	10:09	7:52	
Nov 27, 2020	UCF	L 46-58	33:19	6:55	9:43	10:27	6:14	
	South Florida	Total	256:07	57:29	63:36	70:03	64:59	0:00
		Avg.	28:27	6:23	7:04	7:47	7:13	0:00
	Opponents	Total	283:53	77:31	71:24	64:57	70:01	0:00
		Avg.	31:32	8:36	7:56	7:13	7:46	0:00