



@USFFOOTBALL

SEPT. 27, 2021

UNIVERSITY OF SOUTH FLORIDA BULLS FOOTBALL TAMPA, FLORIDA

25TH SEASON • 15 WINNING SEASONS • 10 BOWL GAMES • 6 BOWL VICTORIES • 30 NFL DRAFT PICKS • 14 ALL-AMERICA SELECTIONS • REACHED NO. 2 RANKING IN 2007

2021 USF GAME NOTES

GAME 5 • AT SMU

USF DRIVE STARTERS

- ✓ Bulls ONLY team in nation to have faced three teams in current AP Top 25 Poll.
✓ USF seeks first AAC road win in last six tries.
✓ Bulls pull back-to-back demanding road swings at BYU and SMU totalling 7,160 miles round trip; finished at BYU at 1:30 am (ET) & returned to Tampa at 8:30 am.
✓ Offense hits stride, including season-best 94-yard, 19-play, 9:05 TD drive in fourth quarter at BYU.
✓ McClain solidifies starting job as Bulls enter AAC play.
✓ Mangham logs at least two TD in third straight game, ranks No. 5 nationally with seven rushing TD.
✓ Birthday backs: Brian Battie and Jaren Mangham both celebrated birthdays on Monday, Sept. 27.
✓ Big play Weaver a big spark for Bulls' offense, leads team in receiving in all four games on the year.

USF STAT LEADERS

RUSHING: Mangham: 46 carries, 168 yds, 7 TD, 42.0 ypg
PASSING: McClain: 40-70, 558 yds, 1 TD, 2 INT
RECEIVING: Weaver: 14 rec., 294 yds, 1 TD, 73.5 ypg
SCORING: Mangham, 42 pts (7 TD)
TACKLES: Evans & Mims: 25
TFL: Blake Green, 2.5
SACKS: Blake Green: 1.5
INT: Hill, LaPointe & Nichols: 1
CAPTAINS: 11 Boyles, 22 LaPointe, 64 Harris, 74 Cecil

USF RADIO NETWORK

FLAGSHIP: 95.3 FM/620 AM WDAE (TAMPA)
IHEART RADIO (DIGITAL) - BULLS UNLIMITED
Jim Louk, play-by-play Sam Barrington, analyst
Joey Johnston, sideline

PREGAME SHOW (2 HRS PRIOR TO KICK)

Jim Lighthall, Jay Recher & Darek Sharp

USF FOOTBALL RADIO SHOW

Mondays, 6-7 p.m. on 95.3 WDAE and Bulls Unlimited

FIND US ON SOCIAL MEDIA

Twitter: @USFFOOTBALL, @Coach_JeffScott
Instagram: USFFOOTBALL
Facebook: facebook.com/SouthFloridaFootball
#GoBulls; #HornsUp; #US2F

USF ATHLETIC COMMUNICATIONS

4202 E. Fowler Ave., ATH 100, Tampa, FL 33620
OFFICE: 813-974-2125 WEB: GoUSFBulls.com
Brian Siegrist, Associate AD for Communications
O: (813) 974-4086 | C: (813)-293-3897 | siegrist@usf.edu
Dave Albrecht, Asst. Director of Communications
O: (813) 974-7099 | C: 561-525-4997 | Albrecht25@usf.edu

USF (1-3; 0-0 American) at SMU (4-0; 0-0 American)
Saturday, Oct. 2 • 4:00 P.M. • Dallas, Texas • Gerald J. Ford Stadium (32,000)

SURFACE: FieldTurf
TV: ESPNU: Mike Couzens (p-by-p) & Dustin Fox (analyst)
RADIO: 95.3 WDAE/1250 AM WHNZ
AUDIO STREAM: iHeartRadio - Bulls Unlimited1
SERIES: USF leads, 3-2
IN TAMPA: SMU leads, 2-1
IN DALLAS: USF leads, 2-0
LAST: SMU won, 48-21, in Tampa in 2019
AAC ROAD: 15-17, lot last 5
AAC OPENERS: 5-3, lost last 2



USF bulls

RANKINGS (CFP/AP/COACHES): -/-
HEAD COACH: Jeff Scott (Clemson, '03)
RECORD AT USF: 2-11 (2nd)
CAREER RECORD: Same



SMU mustangs

RANKINGS (FCS): -/-
HEAD COACH: Sonny Dykes (Texas Tech, '93)
RECORD AT BYU: 26-14 (4th)
CAREER RECORD: 67-59 (11th)

@USFFOOTBALL @COACH_JEFFSCOTT @USFATHLETICS #HORNSUP #GOBULLS #US2F

2021 SCHEDULE

Table with columns: DATE, OPPONENT, KICK (ET)/RESULT, TV/RADIO, NOTABLE. Rows include games against NC State, Florida, Florida A&M, BYU, SMU*, Tulsa*, Temple*, ECU*, Houston* (Homecoming), Cincinnati*, Tulane*, and UCF* (War on I-4).

* American Athletic Conference game All games on 95.3 WDAE & digitally on Bulls Unlimited iHeart Radio



BULLS SEEK FIRST ROAD WIN SINCE 2019 IN AAC OPENER

USF hits the road for back-to-back games in time zones west of Tampa having lost their last eight trips away from Tampa, last winning on the road on Oct. 26, 2019 at ECU, 45-20. The Bulls arrived back in Tampa at 8 a.m. Sunday following a 35-27 loss at BYU that ended at 1:30 a.m. eastern time. USF heads west again, this time into the central time zone, looking to snap a string of five straight AAC road losses. The Bulls are 2-0 vs. SMU in Dallas, winning close games in 2016 (35-27) and 2014 (14-13).

■ AIR TIME: The combined road trips to BYU (2,350 miles) and SMU (1,230) total 7,160 miles and 14 hours of flight time round trip in a one-week span.

■ AAC OPENERS: USF is 5-3 in AAC openers but has lost its last two (at No. 15 Cincinnati, 28-7, in 2020 and vs. SMU, 48-21, in 2019) after winning five of its first six. This will mark just the third road AAC opener for USF, having also won at Cincinnati, 45-20, in 2016. USF is 15-17 overall in AAC road games.

■ OFFENSE FINDS RHYTHM AT BYU: Behind freshman quarterback Timmy McClain making his second career start - and first on the road - the USF offense found its rhythm in the final three quarters at BYU. The Bulls scored on five of their last six possessions of the game, including touchdown drives on each of their three second half possessions. USF posted drives of 94, 75, 69, 62 and 54 yards with four drives consuming at least 12 plays and five minutes, including a season-long 94-yard, 19-play touchdown drive in the fourth quarter that cut the BYU lead to eight (35-27). The Bulls posted season highs of 23 first downs and 35:37 possession time while going 10-of-20 on late down conversions (3rd and 4th) on the road and outscoring BYU 27-14 after the first quarter.

USF QUICK FACTS

HEAD COACH JEFF SCOTT

Years Coached: _____ 2nd at USF
Alma Mater: _____ Clemson, '03; wide receiver
Career Record: _____ 2-11 (2nd)
Record at USF: _____ 2-11 (2nd)
American Conf. Record: _____ 0-7 (2nd)
Career Bowl Record: _____ NA

USF COACHING STAFF (game location)

Glenn Spencer (**Field**) Defensive Coordinator/Safeties
 Charlie Weis Jr. (**Press Box**) Offensive Coordinator/QBs
 Allen Mogridge (**Field**) Asst. Head Coach/Off. Line
 Daniel Da Prato (**Field**) Special Teams Coord.
 Cam Aiken (**Press Box**) Running Backs/Run Game
 Bobby Bentley (**Field**) Wide Receivers/Pass Game
 George Barlow (**Press Box**) Cornerbacks
 Dai'Quan Bowers (**Field**) Defensive Line
 Xavier Dye (**Field**) Tight Ends/Recruiting Coord.
 Ernie Sims (**Field**) Linebackers
 AJ Artis (**Field**) Strength & Conditioning

Analysts: Tyler Almond, Will Bahler, BJ Daniels,
 Quinshad Davis, Rueben Wright
Graduate Asst.: Quandon Christian, Kalon Davis,
 Dean Garza, Sawyer Jordan, Bryce Suber

IN THE PRESS BOX

OFFENSE: Charlie Weis Jr. & Cam Aiken

DEFENSE: George Barlow

UNIVERSITY QUICK FACTS

Location: Tampa, Fla. **Enrollment:** 50,830
Nickname: Bulls **Colors:** Green & Gold
Conference: American Athletic
President: Rhea Law (Interim)
Athletic Director: Michael Kelly
Football Office Phone: 813-974-7170

TEAM OVERVIEW

2020 Overall Record: 1-8
2020 American Athletic Record: 0-7
Last Bowl Game: 2018 Gasparilla (Lost)
Starters Returning/Lost: 20/6*
Offense: 9/2 **Defense:** 10/3
Special Teams: 1/1
Lettermen Returning/Lost: 53/16
Offense: 23/11 **Defense:** 26/4
Special Teams: 5/1

* Minimum 5 starts out of 9 games in 2020

FOOTBALL HISTORY

First Year: 1997
First Year in FBS: 2000
Record (years): 159-130 (25th season)
FBS Record (years): 139-117 (22nd season)
Bowl Appearances/Record: 10 (6-4)
Last Bowl Appearance: 2018 Gasparilla Bowl (L)
First Team All-Americans: 6
First Team All-Conference: 32

STADIUM INFORMATION

Name: Raymond James Stadium
Capacity: 65,857 **Surface:** Tifway Bermuda 419
Record At Ray Jay: 94-51 (.653)

THE PROGRAM

In its 25th season and 22nd at the FBS level, USF Football has made 10 bowl appearances, including a string of four straight (2015-18) and every season between 2005-10 (6 straight). USF has won six bowl games and produced 14 All-America selections, 30 NFL Draft picks and reached the No. 2 ranking in the Associated Press Poll in 2007.

LAST TIME OUT

BULLS RALLY FALLS SHORT AT NO. 15 BYU, 35-27

On a road trip 2,350 miles from home in a 10:15 ET start in front of a vocal crowd of 60,217, USF fell behind 21-0 seemingly before the Bulls broke a sweat, but settled in behind freshman quarterback Timmy McClain, making his second career start and first on the road, to outscore the Cougars 27-14 the rest of the way, including 21-7 in the second half, to challenge No. 15 BYU. Only after a Bulls outside kick went out of bounds with 5:41 to play did the Cougars lock up a 35-27 victory.

- McClain completed 17-of-24 passes for 186 yards and ran for 55 yards.
- McClain led six scoring drives, including drives of 69, 62, 75, 54 and a season-long 94 yards. The 94-yard touchdown drive consumed 19 plays and 9:05 in the fourth quarter and cut the BYU lead to eight.
- Wide receiver Xavier Weaver led USF in receiving for the fourth straight game, posting five catches for 76 yards.
- Running back Jaren Mangham scored two rushing touchdowns and logged career bests with 26 carries for 86 yards.
- Kicker Spencer Shrader connected on field goals of 29 and 42 yards.
- Baylor Romney passed for 305 yards and three touchdowns for BYU, which out-gained the Bulls 443-367.
- USF led in first downs (23-21) rushing (181-138) and had a huge time of possession advantage (35:37-24:23) but gave up big pass plays of 55, 49 and 47 yards.

STORY LINES

■ **Celebrating 25th Season:** USF will celebrate its 25th season of football in 2021 after the program hit the field in 1997. The initial 1996 season consisted of only practices and scrimmages.

■ **Signs of Progress:** Through four games (2 vs. top 15 opponents), the Bulls have improved in two categories targeted by head coach Jeff Scott. USF gave up 3.3 sacks per game in 2020 to rank 113th in FBS. This year that is down to 1.5 sacks per game and up to 32nd in the nation, despite facing three strong defensive lines in NC State, No. 13 Florida and No. 15 BYU. USF also ranks No. 9 nationally in penalties per game (4.25) and 34th in penalty yardage (46.25). The Bulls were 38th in penalties (5.3) and 51st in yardage last year (48.44).

■ **Transfer Talent:** Jeff Scott has welcomed numerous transfers with the Bulls, including 29 on the 2021 roster and 18 from FBS programs. 18 transfers are expected to play significant roles in the season opener, including at quarterback, running back, wide receiver, offensive line, defensive back, defensive line and kicker. Among the schools players have come to USF from are: Arkansas, Auburn, Baylor, Colorado, Kansas State, Miami, Ole Miss, Mississippi State, North Carolina, Oregon, Rutgers, Tennessee and Virginia Tech.

■ **Transfers Infuse Secondary:** The Bulls return a secondary led by returning veterans Daquan Evans (who led the team with three interceptions last year), Mekhi LaPointe and Vincent Davis. Several FBS transfers will figure strongly into the mix in 2021, including Matt Hill (Auburn), Will Jones (Kansas State), TJ Robinson (Rutgers) and Christian Williams (Miami), alongside a strong batch of young players.

■ **Accomplished Linebackers:** Senior linebackers Dwayne Boyles (21 starts) and Antonio Grier (15 starts) have led the team in sacks and tackles for loss in each of the last two seasons. Boyles led the team with 75 tackles and 12.5 TFL in 2019 while Grier led the team with 59 tackles, 3.0 sacks and 5.5 TFL while earning second team all-conference in 2020.

■ **Receiver Depth:** The Bulls returned four of their top five receivers from last season, a list which doesn't include Xavier Weaver who has emerged as the group leader. They added to the receiver mix standout 2021 recruit Jimmy Horn, two FBS transfers in Demarcus Gregory (Ole Miss) and Yusuf Terry (Baylor) and converted tight end Holden Willis among 16 receivers on the roster.

■ **Soccer Skills:** Following practice late in fall camp, Coach Scott brought the Bulls next door to challenge USF's nationally ranked women's soccer team to a PK shootout. The football Bulls won with Scott hitting the final goal to break a 4-4 tie, but everyone won with great camaraderie and Scott's \$10,000 donation to USF's Stampede for Women initiative.

■ **Four on O-Line Provide Foundation:** Three starters on the offensive line - LT Donovan Jennings, LG Demetris Harris and C Brad Cecil - have played and mostly started alongside each other for the past three seasons. In fact, Harris (33), Cecil (30) and Jennings (23) ranked 1, 2 and 4 for most career starts among all Bulls and have a combined 86 starts. *The unit did not take the field together until Game 4 of the 2020 season.*

■ **Seeking Offensive Production:** The Bulls struggled offensively in 2020, ranking 90th in total (365.3 ypg) and 102nd in scoring (23.1 ppg).

■ **Tale of Two Turnovers:** An opportunistic USF defense collected 13 turnovers in 2020 in nine games to rank 59th nationally and stood 29th with 10 interceptions. Meanwhile, the Bulls offense committed 17 turnovers and stood 113th nationally in turnovers lost.

■ **Seeking Backfield Pressure:** The USF defense struggled to create sacks or tackles for loss in 2020, ranking 108th in TFL (4.7 tpg) and 125th in sacks (.78).

■ **Money Downs:** USF calls third downs "Money Downs" as the opportunity to extend a drive or get the defense off the field. The offense yells out "Money" on third downs while the defense yells "Cash" to ensure all players on the field are aware of the situation. The Bulls struggled in both aspects in 2020, ranking 120th nationally allowing teams to convert 50% of third downs and standing 117th converting just 30.6% on offense.

■ **Coordinators Have FAU History:** Defensive Coordinator Glenn Spencer and offensive coordinator Charlie Weis Jr. both spent the 2019 season at FAU as the Owls went 11-3 and won the Conference USA title. Spencer brings three decades of coaching experience to the Bulls, including seven seasons as defensive coordinator at Oklahoma State. Weis Jr. was the youngest coordinator in FBS football when he took over duties at FAU under Lane Kiffin in 2018 at the age of 24. He is now 28 entering his fourth season as a coordinator after leading the Owls to top 15 rankings in total offense and scoring offense.

■ **Weis Jr. Among Youngest/Most Successful Coordinators:** 28-year-old Charlie Weis Jr. has the reins of the USF offense after two seasons in the same role under Lane Kiffin at FAU, where he produced offenses that ranked among the top 20 nationally in scoring and total yardage. His 2019 offense was 14th nationally, scoring 36.4 ppg.

■ **Veteran Spencer Leads Opportunistic Defense:** The old man of the staff at age 57, Glenn Spencer came to USF after one season leading the FAU defense, seven leading Oklahoma State's defense (10 overall at OSU) and one leading Charlotte's. His Owls squad improved more than 40 spots in 10 national defensive rankings.

#US2F: Coined by Jeff Scott upon his introduction as the fifth USF head coach on Dec. 9, 2019, United Start 2 Finish (#US2F) has become the hashtag and mantra for the football program and entire USF community calling on the entire thriving Bay area community to join the stampede to elevate the Bulls' athletic programs and university.



I FIRMLY BELIEVE THAT
IF WE COME TOGETHER
AND CREATE GREAT UNITY
THIS WILL BE THE START
OF THE BEST DECADE IN
UNIVERSITY OF
SOUTH FLORIDA
FOOTBALL
HISTORY!

25TH ANNIVERSARY SEASON

USF will celebrate its 25th season of football in 2021 after the program hit the field in 1997 after an initial season of only practices and scrimmages in 1996. The University was founded in 1956 but didn't field a football team for another 41 years. After the first football feasibility meeting in 1991 and formal approval by the State Board of Regents in 1995, the Bulls debuted as a Division I-AA (Football Championship Subdivision) program on Sept. 6, 1997 with an 80-3 victory against NCAA Division II Kentucky Wesleyan at the old Tampa Stadium. When USF football debuted, the university's enrollment was 36,649 (it's now 50,830). USF's overall operating budget has advanced from \$500-million to \$1.857-billion during the 25-year football era, while USF's economic impact on the Tampa Bay region has gone from \$1.1-billion to \$4.4-billion.

USF FOOTBALL

Year Started	1997
Seasons Played	25
Head Coaches	5
Bowl Games/Wins	10/6

BULLS FASTEST TO REACH TOP 10

■ In 2007, USF became the fastest program in the modern AP Poll Era to go from inception to a Top 10 national ranking as the Bulls were ranked No. 6 in the Week 5 AP Poll in just the program's 11th season. The Bulls would climb all the way to the No. 2 ranking two weeks later in Week 7 to become the fastest to reach a Top 5 ranking.

■ The Bull have reached a Top 25 ranking in seven seasons, including three straight (2016-18), and been ranked a total of 48 weeks, including 12 in the top 15.

FASTEST TO 150 WINS IN FLORIDA

With a victory over ECU in 2018, USF became the fastest Florida FBS program to reach 150 wins.

STATE OF FLORIDA FBS PROGRAMS

School.....	Game Reached.....
150th Win/Games	
USF	4th game of 2018150/255 (.588)
Florida.....	1st game of 1937150/258 (.581)
Miami.....	5th game of 1955150/267 (.562)
Florida St.....	10th game of 1975150/292 (.513)
UCF	9th game of 2005150/294 (.510)
FAU & FIU had not reached 150 wins	

BEATING NATIONAL CHAMPIONSHIP PROGRAMS

USF has defeated 12 programs with an NCAA-recognized FBS national championship, including wins against Army, Auburn, BYU, Clemson, Florida State, Georgia Tech, Illinois, Miami, Notre Dame, Pittsburgh, Syracuse and TCU.

39 WAS FINE

Jeff Scott, now 40, turned 39 on Dec. 28, 2019, just weeks after accepting the USF job. His former position coach and head coach at Clemson, Dabo Swinney, was also 39 when he ascended to the head coaching job at Clemson, leaving his position as wide receivers coach, which he then tabbed Scott, who was a GA on the staff, to fill. Another notable 39-year-old first time head coach was Jim Leavitt, who left Bill Snyder's staff at Kansas State to begin the USF program as its first head coach in 1996 when he was 39.

THE SWINNEY TREE

Jeff Scott is the first true branch of the Dabo Swinney coaching tree and has followed a remarkably similar path. Swinney has led Clemson since 2008 and Scott was with him during the entire rise of the program to national dominance that saw five straight CFP appearances and two national titles in the final five years of Scott's tenure.

■ **Wide Receivers Coach Tradition:** Dabo Swinney was a walk-on wide receiver at Alabama and was hired by his Alabama position coach, Tommy Bowden, when Bowden got the head coaching job at Clemson. Scott was a three-year letterman wide receiver at Clemson and was coached by Swinney, who promoted him to his first primary FBS coaching position in 2008 to replace Swinney at wide receivers coach after Swinney became the head coach. Scott's first wide receivers coach on his USF staff was Xavier Dye, who played for Scott at Clemson, and is now coaching tight ends and serves as recruiting coordinator.

HUNTER CONNECTS TAMPA & CLEMSON

Jeff Scott and his wife, Sara, welcomed their first son on Aug. 10, 2020, as he joined sister, Savannah. The couple, who had spent most of the previous two decades in Clemson, S.C., decided to name their son Hunter in honor of stand-out Clemson wide receiver and now NFL receiver Hunter Renfrow, whom Scott coached at Clemson. The name was chosen as a symbolic connection between Clemson and Tampa. As many will remember, Renfrow caught the game-winning pass in the Tigers 2016 CFP National Championship win over Alabama in the corner of the end zone at Raymond James Stadium in Tampa. Scott called the game-winning play as co-offensive coordinator at the time and when he first arrived in Tampa upon being named USF head coach, he visited Raymond James Stadium and reenacted that play in the corner of the end zone.



#BAYMADE FOCUS ON CULTIVATING HOMEGROWN TALENT

Jeff Scott has focused USF's recruiting on the state of Florida and particularly the Bay area and its seven surrounding counties.

- USF's priority order for recruiting is: 1) the Bay area (100 mile radius); 2) the state of Florida (10 broken into geographic areas), 3) bordering and nearby states (GA, AL, SC, NC); 4) national.
- Within a 100-mile radius of Tampa there are 121 high schools. There are close to 100 Division I players recruited nationally from the area annually.
- Each USF coach is assigned 12 schools in Area (with one getting 13) as the Bulls build on the benefit of players being able to have their family involved in the program, see them play regularly, go home regularly and play for their city as well as the benefit of building their brand in a thriving metropolitan economic area of over 4 million people and numerous large businesses and professional opportunities.
- The 2021 Bulls' roster features 23 players from the Bay area, including 10 projected in the two deep to start the 2021 season.
- 91 of the players on USF's roster hail from the state of Florida. That represents 77 percent of the roster with South Carolina (7) and Georgia (6) being the next closest states in producing current Bulls.
- Among the Bay area standouts on the Bulls' 2021 roster are: wide receivers Bryce Miller, running back Brian Battie, left tackle Donovan Jennings and right guard Michael Wiggs, cornerback TJ Robinson, safety Mekhi LaPointe, defensive linemen Darien Grant, Kelvin Pinkney and Blake Green, and place-kicker Spencer Shrader.



DID YOU KNOW?

- ✓ **DT Thad Mangum** is in his 7th season of college football (5 at Wofford) was a talented, 270-pound point guard in basketball before starting to play football in his junior season of high school. At age 9, Mangum won the AAU Junior Olympics in karate, then became a black belt one year later.
- ✓ **RB Darrian Felix** transferred from Oregon back to Florida to be closer to his 2-year-old daughter, Dailyn Nicole, who lives with her mother in Fort Myers. Felix is seventh in a lineup of 10 boys on his father's side (James Felix Sr.). In a nod to George Foreman, three of his brothers are named James. The order: Jordan, James, James, Corbett, James, Jerry, *Darrian*, Dorrian, Jaheim, Jarell.
- ✓ **P Andrew Stokes** is 27 years old and the Bulls second straight punter to come out of Prokick in Australia. He had never played in a football game when he arrived at USF. Stokes spent seven years playing Australian rules football with the Railways in the Great Northern Football League, then Fremantle of the West Australia Football League.
- ✓ **QB Cade Fortin** sat out the 2019 season after leaving North Carolina and was one day away from signing with Syracuse University, his choice over Vanderbilt and Kansas, when Jeff Scott called him the day after his introduction as USF head coach and turned his first recruit to USF.
- ✓ **K Spencer Shrader** was home schooled in high school and was a standout soccer player, scoring a school-record 33 goals in a season for Newsome HS and had a professional tryout in Brazil (for three months in 2018). He came to play football on a relative whim, as a

Newsome junior he was kicking footballs simply because they happened to be nearby when the football coach at the time, Ken Hiscock, was walking nearby and said he was stopped short "by the sound." He kept on kicking footballs and by season's end had made 12 of 15 field goals, booted 70 percent of his kickoffs into the end zone for touchbacks and was named all-state. He founded his own online company – CopperFox Technologies – which does brand design, web development, and sales force integration.

- ✓ **TE Mitchell Brinkman** is studying Sports Administration and served an internship in the spring of 2021 working for USF Vice President of Athletics Michael Kelly.
- ✓ **G Demetris Harris** had both parents serve in the Navy. Demetris Harris Sr. and Stephanie Harris both were in the Navy approximately 12 years, where they met.
- ✓ **LB Coach Ernie Sims** was ranked the No. 1 recruit in the nation by Rivals in 2003 before signing with Florida State where he became an ESPN first team All-American linebacker and went on to be the No. 9 overall pick in the 2006 NFL Draft by the Detroit Lions in 2006. Sims played eight NFL seasons with four teams and the Tallahassee native recorded 623 tackles in the NFL.
- ✓ **WR Coach Bobby Bentley's** son, Jake Bentley (now a quarterback at South Alabama), started at quarterback against USF in the 2016 Birmingham Bowl for South Carolina. Bentley passed for 390 yards and three touchdowns, but the Bulls prevailed, 46-39 (OT), as Quinton Flowers passed for 261 yards and 2 TD and ran for 105 yards and three TD as USF finished 11-2.
- ✓ **QB Timmy McClain** goes by "Q," which is a curiosity because the letter doesn't appear in his first or last name. It's a take-off on his middle name — Jahqueal — which couldn't be pronounced by his youth-football teammates or coaches, so Q was adopted as his nickname.

FIRST START/FIRST WIN FOR NO. 9

Freshman quarterback Timmy McClain (#9) made his first career start vs. Florida A&M (Sept. 18) and became the 11th USF quarterback to win their first start and the 20th different starter in 25 seasons of Bulls' football. His numbers - 12-of-23 for 163 yards and one touchdown passing and 51 yards rushing – were reminiscent of another prominent USF No. 9. After making his first career start as a true freshman at SMU late in the 2014 season, Quinton Flowers began the 2015 campaign starting vs. Florida A&M with USF coming off 2-10 and 4-8 seasons. USF delivered a 51-3 knockout as Flowers passed for 141 yards and two touchdowns and ran for 63 yards and a touchdown in the game. He would go on to set 42 USF records during his career and lead the Bulls to 11-2 and 10-2 campaigns and Top 25 rankings in 2016 and 2017.

BIG PLAY WEAVER SPARKING OFFENSE

Sophomore wide receiver Xavier Weaver showed signs of big play ability and a big season on the horizon during spring and fall drills and has wasted little time in paying off on that potential.

- After Week 4, Weaver ranks 18th in the nation/3rd in AAC averaging 21.00 yards per reception and 8th/2nd in punt returns at 15.5 ypr.
- He has led USF in receiving yards in each of the first four games - 73 at NC State, 68 vs. Florida, 77 vs. Florida A&M, 76 at BYU - and leads USF with 294 receiving yards and 14 receptions on the year. He surpassed his 2020, nine-game total (10 for 136) and his 12-game, 2019 total (12 for 166) after Week 3.
- Weaver has catches of 44, 44, 31, 29, 26 and 24 yards on the year.
- The Bulls No. 1 punt returner, Weaver broke a 44-yard punt return vs. No. 13 Florida and a 29-yard return vs. Florida A&M. He is averaging 19.5 yards every time he touches the ball (receiving or punt return) and leads the Bulls posting 97.5 all-purpose yards per game.

BATTIE BALL

Freshman Brian Battie (Sarasota/Sarasota HS) looks to have the explosive potential to be the next outstanding Bay area back for the Bulls, following in the footsteps of current Indianapolis Colts standout and 3,600-yard USF rusher Marlon Mack, also a Sarasota native (Booker HS). The 5-8, 165-pounder provides a quick change of pace for the Bulls.

- Posted his second career 100-yard game with 110 on just 10 carries (11.0 ypc) vs. Florida A&M (9.18), marking his second 100-yard game in a four game span, posting 102 (6.8 ypc) vs. UCF in the last game of 2020.
- He has led USF in rushing three times in his young career (twice in 2020, once this year).
- Battie's explosiveness is becoming well chronicled. As a junior in high school he ran for 2,133 yards on 249 carries for an 8.6 yards per carry average. Last season he finished second on the USF team in rushing with 332 yards and posted a 7.2 ypc average. He now has six games on his career averaging 6.6 ypc or better, including games of 14.3 ypc (vs. The Citadel, 2020), 13.0 ypc (vs. ECU, 2020), 11.0 ypc (vs. Florida A&M), 7.6 ypc (vs. Memphis, 2020) and 6.6 ypc (at Houston, 2020).

GRANT GETS ONE

Defensive end Darrien Grant blocked a fourth quarter, 22-yard field goal attempt at BYU, becoming the first Bull to record a blocked field goal since Dwayne Boyles blocked one in a 39-37 loss at Temple on Oct. 17, 2020.

POSTGRADUATES

The 2021 roster features 13 players that have already received their undergraduate degree, including sophomore quarterback Cade Fortin and three of his primary targets in TE Mitchell Brinkman, WR Bryce Miller and WR Latrell Williams as well as five defensive linemen that will figure prominently in the depth chart.

The list: Cade Fortin (QB), Latrell Williams (WR), Kevin Kegler (DT), Brock Nichols (S), Blake Green (DT), Bryce Miller (WR), Thad Mangum (DT), Andrew Mims (LB), Darrien Grant (DT), Demetris Harris (G), Jarrett Hopple (G), Mitchell Brinkman (TE) and Kelvin Pinkney (DT).

USF FOOTBALL 25-YEAR TIMELINE

October 13, 1991: Feasibility Committee Meets

USF president Frank Borkowski appointed a 40-person committee to assess the feasibility of adding a football program.

July 12, 1993: Lee Roy Selmon Joins USF Athletics

Selmon, the former Tampa Bay Buccaneers All-Pro and eventual inductee into the Pro Football Hall of Fame, left his banking career to become USF's Associate Athletic Director of External Affairs and spearhead an aggressive fundraising campaign and growing support for a football program.

Aug. 24, 1993: Community Support Galvanizes

With a fundraising goal of \$10-million (and a \$5-million endowment before seeking State Board of Regents approval for the start of USF football), Tampa attorney and sports-activist Ed Rood makes a pledge of \$2-million.

Sept. 15, 1995: USF Football Is Approved

Florida's State Board of Regents approves the start of the program by a 13-1 vote. USF becomes the first university ever to begin a program at the I-AA level.

Dec. 3, 1995: Jim Leavitt Hired as First Head Coach

Leavitt, the co-defensive coordinator at Kansas State University and a St. Petersburg native, is named USF's first head football coach. He would go on to head the program for its first 14 years of existence.

Sept. 6, 1996: The First USF Football Practice

First-ever football practice is held on former intramural fields on the far east end of campus.

Sept. 6, 1997: The First Game

Before a sellout crowd of 49,212 at Tampa Stadium, USF opens play in football for the first time. The Bulls record their first win in an 80-3 blowout of Kentucky Wesleyan.

Sept. 20, 1998: First National Ranking

After opening up their second season with wins over Slippery Rock, Valparaiso and Liberty, the Bulls climbed to their first national ranking entering FCS polls from The Sports Network and ESPN/USA Today at No. 23 and No. 25, respectively.

Oct. 3, 1998: First Game in Raymond James Stadium

After playing its first nine home games in Tampa Stadium, including the opening two of the 1998 season, USF takes the field at brand new, 65,857-seat Raymond James Stadium and downs The Citadel, 46-6.

December 1998: Initial First-Team All-American

Kicker Bill Gramatica is named a first team FCS All-American by the American Football Coaches Association. Two seasons later, Gramatica hit an FCS-record 63-yard field goal.

Sept. 4, 1999: First FBS Opponent

USF takes on its first Division 1-A FBS opponent, falling at San Diego State, 41-12, in the opening game of the 1999 season.

Oct. 11, 1999: Finding A Home in Conference USA

USF football, already planning a transition to the Football Bowl Subdivision in 2000, is approved for membership in Conference USA during the league's expansion meetings in New York.

Oct. 16, 1999: First Victory Over a Ranked Foe

In its final full season of FCS play, USF gets its first victory against a ranked opponent, defeating No. 6-ranked (FCS) Illinois State 14-13 at Raymond James Stadium.

Sept. 30, 2000: First Victory Over No. 1

USF continues to make waves in national college football when the Bulls defeat FCS No. 1-ranked Troy State, 20-10, before 25,786 fans at Raymond James Stadium.

Oct. 28, 2000: First Victory Over an FBS Team

During the Bulls' 2000 transition season, USF breaks through with a 21-13 victory at Connecticut, for its first win over an FBS opponent.

April 22, 2001: First NFL Draft Picks

At the 2001 NFL draft, three USF players were taken in consecutive order in the fourth round. Offensive lineman Kenyatta Jones went to the New England Patriots on the 96th pick. Defensive back Anthony Henry was taken by the Cleveland Browns with the 97th pick. Placekicker Bill Gramatica went to the Arizona Cardinals with the 98th pick.

Sept. 28, 2002: First National Television Appearance

The Bulls make their first appearance on national television at No. 2-ranked Oklahoma Sooners on TBS. USF's performance in a 31-14 defeat was more than respectable. The Bulls limited the Sooners to just 239 total yards. Oklahoma finished 12-2 and ranked No. 5 nationally that season, averaging 392.6 yards per game.

USF FOOTBALL FACILITY IMPROVEMENTS



Entering 2021, USF completed a \$3.3 million upgrade to its current football facilities, including:

- A completely renovated locker room featuring: 120 lockers, state of the art digital lighting and surround sound system, a team lounge with two 86" big screen TVs, video game console, pool table, ping-pong table and furnishings, a nutrition fueling station, new LED graphics and 55" monitors throughout.
- New entry ways, graphics and carpeting throughout the operations area.
- New team room graphics and chairs.
- Renovated coaches offices and staff rooms with new furniture, graphics and carpeting.

INDOOR PERFORMANCE FACILITY

USF is moving forward with plans to break ground on an 88,000-square foot indoor facility this fall at a cost of approximately \$22 million, which will feature a 100-yard turf field, climate control, branded lobby and observation deck slated for completion prior to the start of the 2022 season.

USF FOOTBALL CENTER

Following completion of the Indoor Performance Center, USF has plans to add an additional USF Football Center that will serve as a new home for USF football with coaches offices, meeting spaces, weight room, locker room, training and equipment areas and player lounge

SUPER SENIORS

USF welcomed back eight players that are using the COVID season to play as "Super Seniors" in 2021, including four defensive lineman that will be key parts of the defense. They are: DT Kevin Kegler, DT Thad Mangum, DT Blake Green, DT Kelvin Pinkney, S Brock Nichols, TE Mitchell Brinkman, OL Jarrett Hople and OL Michael Wiggs

NOTING QB TIMMY "Q" MCCLAIN

- Ranks 5th nationally averaging 16.17 yards per completion and leads the Bulls with eight explosive plays on the year (7 passing, 1 rushing).
- Named Game 3 starter vs. FAMU, he became the 11th USF starter to win their debut and the 20th starting quarterback in 25 seasons of USF football.
- McClain led five scoring drives, including touchdown drives of 75 and 87 yards, and 31 points through three quarters vs. FAMU before sitting the fourth quarter. He finished 12 of 23 for 163 yards and a touchdown and ran for 51 yards. On his opening drive, he had a 27-yard run and a 31-yard pass.
- McClain goes by "Q," which is a curiosity because the letter doesn't appear in his first or last name. It's a take-off on his middle name — Jahqueal — which couldn't be pronounced by his youth-football teammates or coaches, so Q was adopted as his nickname. It stuck.
- McClain considers himself a quarterback connoisseur. Since an early age, he has studied books and videos about NFL and college quarterbacks. One of his favorites is Pro Football Hall of Fame member Bart Starr, who played for the Green Bay Packers from 1956-71 and was the Most Valuable Player of the first two Super Bowls. Starr retired from the NFL about three decades before McClain's birth.
- McClain committed to USF in April 2020, when COVID-19 prevented in-person evaluations, and stayed

with the Bulls as interest soared while he had an elite senior season. McClain was instrumental in convincing his teammate, wide receiver Jimmy Horn Jr., to select USF on the final hours leading into Signing Day.

- The high school teammate of fellow Bull freshmen Jimmy Horn Jr., he helped lead Seminole HS (12-0) to the Class 8A state championship game, the program's first championship title and appearance.
- McClain was a four-year starter at Sanford Seminole High School, which was 12-0 and a Class 8A state champion in 2020. He passed for 6,351 yards, a 64.7 completion percentage, 68 touchdowns and just 11 interceptions in his high-school career, while rushing for 940 yards and 17 scores. As a senior, he passed for 1,529 yards and 16 touchdowns, while rushing for 577 yards and 10 scores.
- He accounted for three touchdowns in a come-from-behind victory over Apopka in the state semifinals, leading a pair of fourth quarter scores including a 58-yard go-ahead TD run with 3:47 to play...he ran 17 times for 136 yards and two touchdowns while passing for 126 yards and a TD in the game.
- Completed 64 percent of his passes for 2,314 yards and 25 touchdowns in 11 games as a junior in addition to rushing for 175 yards and five touchdowns.
- McClain's father, also named Timmy McClain, is a criminal defense attorney in Orlando and a former college quarterback at Livingstone College.

TIME TO "EAT"

The Bulls 2021 season slogan is "It's Time To E.A.T." The "E" stand for Embrace, the "A" Attack and the "T" Together. Coach Scott has said the team was setting the table in 2020, now it is time to eat.

USF FOOTBALL 25-YEAR TIMELINE

June 1, 2004: The USF Athletics Center

An \$18.2-million, 104,000-square-foot facility is open for business. And with that, a humble era of football coaching offices in trailers and a cramped weight room becomes history.

July 1, 2005: Big Time in The Big East

USF officially becomes a member of the Big East Conference, one of six leagues that get an automatic BCS bowl bid for its champion.

Sept. 24, 2005: Bulls Win in Big East Debut

USF made a splashing debut in the Big East Conference as the Bulls upset No. 9-ranked Louisville, 45-14, in front of 33,586 fans at Ray Jay.

Dec. 31, 2005: The First Bowl Game

After challenging for the Big East championship in its first season, USF settles for the program's first bowl bid. USF falls 14-0 against the ACC's N.C. State Wolfpack in the Meineke Car Care Bowl.

Dec. 23, 2006: First Bowl Victory

Following an 8-4 regular season, which included six wins in the last eight games, USF goes to the Papajohns.com Bowl and defeats the East Carolina Pirates, 24-7.

Sept. 8, 2007: Big Win in SEC Country

In the second game of the 2007 season, the Bulls traveled north to Auburn to face the No. 17-ranked Tigers. Quarterback Matt Grothe hit Jessie Hester Jr. for an overtime touchdown, the Bulls departed with a 26-23 victory stunning 82,617 at Jordan-Hare Stadium.

Sept. 28, 2007: Ray Jay Goes Wild

Two weeks after entering the national rankings for the first time as an FBS team, No. 18 USF downed No. 5 West Virginia, 21-13, in a Friday night ESPN2 game before a delirious throng of 67,012 at Raymond James Stadium and a national TV audience.

Sept. 30, 2007: Fastest Ascent Ever

Following upsets of No. 5 West Virginia and No. 17 Auburn, USF reaches the No. 6 ranking in the AP Poll just 106 polls after moving up to the FBS level. It marks the fastest ascension into the top 10 in the modern era of college football. The next week, the Bulls move up to No. 5, marking the record for the fastest ascension into the top 5.

Oct. 14, 2007: We're No. 2!

After improving to 6-0 following a demolition of rival UCF, 64-12, the 11th-year USF football program is voted No. 2 in the AP poll.

December 2008: Two-Time First-Team All-American

Defensive end George Selvie was named a consensus first team All-American in 2007 after leading the nation with 31.5 tackles for loss. He repeated in 2008, being named a first team All-American by the American Football Coaches Association to become the program's first two-time, first team All-American.

Sept. 26, 2009: First Win Over Florida's Big Three

Led by freshman quarterback B.J. Daniels, the Bulls stun the No. 18-ranked Florida State Seminoles 17-7 at Tallahassee's Doak Campbell Stadium. It's the first USF victory against a member of the state's "Big Three" and establishes the Bulls as a serious contender.

Dec. 31, 2010: Six Straight Bowl Games

USF makes its sixth straight bowl appearance and posts a 31-26 victory against Clemson in the Meineke Car Care Bowl, marking the program's fourth bowl win, third straight and first against a BCS opponent.

Sept. 3, 2011: Winning At Notre Dame

The Bulls open the 2011 season with a 23-20 road upset of the No. 16-ranked Notre Dame Fighting Irish.

Sept. 29, 2012: 69,383 Fill Ray Jay

A USF record home crowd of 69,383 fills Raymond James Stadium to watch the Bulls take on No. 4-ranked Florida State.

Dec. 29, 2016: Winning 11 Games

The Bulls defeat the SEC's South Carolina, 46-39, in overtime at the Birmingham Bowl behind an MVP performance from Quinton Flowers. The Bulls finish 11-2 and ranked 19th in the final AP poll, the program's first postseason ranking.

Dec. 23, 2017: 10 Wins & Top 25

USF downs Texas Tech, 38-34, to win a second straight Birmingham Bowl and finish 10-2 and ranked No. 21 in the final AP poll, completing a program record 20 straight weeks appearing in the Top 25.

Sept. 22, 2018: Fastest to 150

When USF defeated East Carolina, 20-13, on Sept. 22, 2018, it marked the program's 150th FBS victory. The Bulls reached that milestone faster than any team in Florida college football history.

Dec. 9, 2019: Florida Native Scott Named Head Coach

Florida native Jeff Scott is hired as the fifth head coach in program history. The former Clemson offensive coordinator helped lead the Tigers to five straight CFP appearances and two national titles (2016 & 2018).

SWEET PAD!

Raymond James Stadium hosted Super Bowl 55 on Feb. 7, as the Bucs defeated the Chiefs in the stadium's third Super Bowl. It also hosted the 2017 CFP Championship game. In recent years, the stadium has undergone major upgrades securing its stature among the finest venues:

- The first venue IN THE WORLD to feature Sportsbeam LED Field Lighting, which allows for 2.1 million color combinations and 100s of lighting effects. (2020)
- The addition of 5G network connectivity. (2020)
- \$10.4 million in COVID-19 mitigation, cleaning and sanitization enhancements, including installation of 775 hand sanitizer stations in the stadium and surrounding lots. (2020)
- Nearly \$160 million in upgrades (2018), including: a new 8,000-square-foot, full-service premium sports bar, new East & West Stadium Clubs that include sleek new bars, a club lounge, massive video displays, 162 TVs, and a state-of-the-art audio system, concourse and concession enhancements and locker rooms.
- State of the art, high visibility 9,600-square-foot video displays in both end zones along with the addition of a new 2,300-square-foot video towers in each corner and stadium ribbon board. All together, the video displays cover more than 28,000-square-feet, making Raymond James Stadium the third-largest video displays in the United States.



BULL POUNDS

Coach Scott set a goal for the team of 500 "Bull Pounds" by the team's "Big Weigh-In" at the start of fall camp. Bull Pounds are calculated by targeted weight gains and weight loss across the roster totaled for a final tally. In the spring, the Bulls reached around 300 Bull Pounds. At the Big Weigh-In on Sept. 2, the Bulls recorded 525 Bull Pounds reached - making the goal and more. Some of the big movers in gains and losses over the 2020 playing weight are:

- Donovan Jennings - (-11) to 327
- Demetris Harris - (-28) to 309
- Chris Carter - (-8) to 238
- Antonio Grier - (-9) to 213
- Darrian Grant - +9 to 263
- Rashawn Yates - +9 to 280
- TJ Robinson - +8 to 198
- Darrian Felix - +6 to 190
- Kelley Joiner - +7 to 186
- Xavier Weaver - +8 to 178

DAY DAY MAKIN' PLAY PLAYS

Sophomore defensive back Daquan "Day Day" Evans continues to emerge as a playmaker in the secondary.

- Posted a then career-best 8 tackles to lead USF at BYU.
- Posted a then career-best 7 tackles in the 2021 season opener at NC State.
- Emerged as a big play maker in his 2020 campaign.
- He posted **interceptions in three straight games**, getting picks vs. Temple, Tulsa and Memphis - returning the last vs. the Tigers 51 yards for a touchdown.
- He led USF with three interceptions on the year and with returns of 56, 51 and 31 yards, his 138 return yards were just 26 shy of the USF season record set in 2007.
- Saw action in 12 games as a true freshman and returned his first career interception 52 yards against Memphis (11/23)
- Evans has **three 50-yard-plus interception returns on his career** and his 190 career return yards are second all-time, just 29 shy of the USF record held by Trae Williams (2004-07).

CLEMSON CONNECTION

Head Coach Jeff Scott is just one of five primary staff connections for the USF program to the Clemson program. Scott's father, Brad, serves as the Bulls Chief of Staff and was a key member of the Tiger's staff from 2001-2019. Assistant Coaches Daquan Bowers and Xavier Dye both played at Clemson and coached at Clemson. Bowers earned consensus All-America honors following his junior season at Clemson in 2010 in which he posted 67 tackles, 26 tackles for loss and led the nation with 15.5 sacks. He earned the Bronko Nagurski Trophy as college football's top defensive player, the Ted Hendricks Award as the nation's top defensive end and the ACC's Defensive Player of the

Year award. A dean's list student at Clemson, Dye played wide receiver for the Tigers from 2007-10 and was two-year starter (2009-10). The most recent Clemson addition is assistant coach Cam Aiken who worked on Dabo Swinney's staff for nine seasons, serving last season as a senior offensive assistant helping the Tigers to once again return to the College Football Playoff as he worked closely with offensive coordinator Tony Elliott.

BOWDEN DNA RUNS IN USF PROGRAM

The Bobby Bowden influence is unmistakable throughout the Bulls' program. USF head coach Jeff Scott practically grew up on the practice field and in the locker room of Florida State football. That's where he mingled with dozens of All-American players as he tagged along with his father, Brad, a Seminole assistant. That's where he decided — at age 11 — that he would one day become a college football coach. And that's where he watched and learned from the legendary Bobby Bowden. Scott vividly remembers the classic 1991 game at Doak Campbell Stadium — No. 1-ranked FSU vs. the No. 2 Miami Hurricanes. Scott sat deep in the metal locker area of quarterback Charlie Ward, a future Heisman Trophy winner, while Ward sat on a stool and Bowden came in to address the players. Scott was 3 when the family moved to Tallahassee after his father accepted a position on Bowden's staff in 1983. He was 13 when the Seminoles defeated Nebraska 18-16 on Jan. 1, 1994 at the Orange Bowl, then his father left the next day to become head coach at South Carolina.

Brad Scott, the offensive coordinator on Bowden's first national-championship team, is assisting his son as the USF chief of staff. He served for 11 seasons as an assistant coach at Florida State under Bobby Bowden, the last four seasons as offensive coordinator, helping develop Heisman Trophy winner Charlie Ward and the "Fast Break" offense the Seminoles used to win the 1993 national title.

USF's linebackers coach is Ernie Sims, a Tallahassee native and former FSU All-American who achieved his dream of playing for Bowden. Sims has a photo in his office of Bowden visiting his home during a recruiting session, when Bowden brought the No. 34 jersey (retired to honor former All-American Ron Sellers) and said Sims would be allowed to wear it if he signed with FSU.

SITUATIONAL RECORDS

Under Scott 2021

vs. Top-25 opponents (AP/Coaches)	0-4	0-2
vs. Top-10 opponents (AP/Coaches)	0-2	0-1
USF scores first	1-2	1-0
Opponent scores first	1-9	0-3
USF leads after 1st quarter	1-0	1-0
Opponent leads after 1st quarter	0-11	0-3
USF leads at half	2-2	1-0
Tied at half	0-0	0-0
Opponent leads at half	0-9	0-3
USF leads after 3rd quarter	2-2	1-0
Opponent leads after 3rd quarter	0-9	0-3
Tied after 3rd	0-0	0-0

USF OFFENSE

SCORING: 17 points or less	0-4	0-1
SCORING: 20 or more points	2-5	1-2
SCORING: 30 or more points	1-3	1-0
SCORING: 40 or more points	0-1	0-0
TOTAL OFFENSE: 400 or more yards	2-1	1-0
TOTAL OFFENSE: 500 or more yards	0-1	0-0
TOTAL OFFENSE: 300 yards or less	0-4	0-2
RUSHING: 200 or more yards	2-1	1-0
RUSHING: 300 or more yards	1-0	0-0
RUSHING ATT: 40 or more	1-5	1-2
PASSING: 200 or more yards	0-4	0-0
PASSING: 300 or more yards	0-2	0-0
PASSING ATT: 30 or more	0-7	0-2
1st DOWNS: at least 20	1-6	0-2
3rd DOWNS: convert 40% or more	2-2	1-1
TURNOVERS: two or less	2-7	1-2

USF DEFENSE

SCORING: allow 15 points or less	1-0	0-0
SCORING: allow 20 points or less	2-0	1-0
SCORING: allow 21 points or more	0-11	0-3
TOTAL OFFENSE: 300 yards or less	1-0	0-0
RUSHING: allow 150 yards or less	1-3	1-1
RUSHING: allow 100 yards or less	0-0	0-0
PASSING: allow 150 yards or less	1-1	0-0
PASSING: allow 100 yards or less	1-0	0-0
1st DOWNS: allow 15 or less	0-0	0-0
3rd DOWNS: convert 33% or less	1-2	1-2
TURNOVERS: two or more	1-3	0-1

TEAM COMPARISON

RUSHING YARDS: USF has more	2-4	1-1
PASSING YARDS: USF has more	1-4	0-0
TOTAL YARDS: USF has more	2-1	1-0
TURNOVERS: USF has fewer	1-2	0-1
TIME OF POSSESSION: advantage	1-5	1-1
1ST DOWNS: USF has more	1-3	0-1
PENALTIES: USF has fewer	2-5	1-2
SPECIAL TEAMS SCORE: USF scores TD	1-0	0-0

USF INDIVIDUALS

RUSHING: 100-yard rusher	1-1	1-0
PASSING: 200-yard passer	0-3	0-0
RECEIVING: 100-yard receiver	0-1	0-0
RUSH/PASS: 100-yard rusher/200-yard passer	0-1	0-0

USF LARGEST CROWDS

1. 99,235	at Penn State	Sept. 3, 2005	L, 23-13
2. 90,612	at Florida	Sept. 12, 2010	L, 38-14
3. 83,524	at Florida State	Sept. 26, 2009	W, 17-7
4. 82,617	at Auburn	Sept. 8, 2007	W, 26-23 OT
5. 80,795	at Notre Dame	Sept. 3, 2011	W, 23-20
6. 78,900	at South Carolina	Sept. 18, 2004	L, 34-3
7. 78,111	at Wisconsin	Sept. 7, 2013	L, 27-10
8. 76,780	at Alabama	Aug. 30, 2003	L, 40-17
9. 74,432	at Oklahoma	Sept. 28, 2002	L, 31-14
10. 72,811	at Florida State	Sept. 12, 2015	L, 14-34
11. 70,401	at Michigan St.	Sept. 7, 2013	L, 21-6
12. 69,383	vs. Florida State	Sept. 29, 2012	L, 30-17
13. 67,012	vs. West Virginia	Sept. 28, 2007	W, 21-13
14. 66,469	vs. Miami	Nov. 28, 2009	L, 31-10
15. 65,948	vs. UCF	Oct. 13, 2007	W, 64-12

BOLD = HOME

SEASON HONORS AMERICAN CONFERENCE

PRESEASON AII-AAC HONORS

- Antonio Greir (LB):** Phil Steele, 1st Team; Athlon: 3rd Team
- Dwayne Boyles (LB):** Phil Steele, 2nd Team; Athlon: 4th Team
- Donovan Jennings (OT):** Phil Steele, 3rd Team; Athlon: 2nd Team
- Kelley Joiner (RB):** Phil Steele, 4th Team
- Brad Cecil (OC):** Phil Steele, 4th Team; Athlon: 4th Team
- Demontrey Jacobs (OT):** Phil Steele, 4th Team;
- Mitchell Brinkman (TE):** Athlon: 4th Team
- Demetris Harris (OG):** Athlon: 3rd Team
- Rashawn Yates (DT):** Athlon: 4th Team

AAC PLAYERS OF THE WEEK

TBD : --

AAC HONOR ROLL

Week 3: Jaren Mangham, RB (3 TD)

GAME CAPTAINS

- Week 1 (NC State):** Brinkman, Cecil, Boyles, LaPoint3
- Week 2 (Florida):** Harris, Williams, Grant, Mims
- Week 3 (Florida A&M):** Wiggs, Jennings, Mangum, Nichols
- Week 4 (BYU):** Grier, Pinkney, Jacobs, Hopple

QUOTABLE

"How proud of I am of Timmy McClain. In this environment on 4th-and-goal at the one, that's the loudest – I don't care, LSU, anywhere, Clemson, it don't get louder than right there on that fourth down and to see our guys push through there, that's something we can build on...Watching him go in, again, he wasn't perfect, but he's gotten better each and every week. This environment was unbelievable and for him to go out and get the calls, the snaps, the cadence. Timmy's feet were really the difference for us. He made some plays and I feel comfortable with him being our starter and we'll take it week-by-week it goes."

- **Jeff Scott on Timmy McClain following the BYU game on Sept. 25**

"I love when the lights are on. I love big stages. I feel like those big moments show character."

- **Jaren Mangham, Sept. 27, 2021**

BOYLES AT HEART OF BULLS DEFENSE

Linebacker Dwayne Boyles led USF in tackles (75) and tackles for loss (12.5) in 2019, but had his 2020 season limited by missing action. The junior is the heart of the Bulls defense, making many of the reads and play calls from his linebacker position.

■ After posting four tackles in the 2020 season opener, Boyles missed the next three games (Notre Dame, Cincinnati and ECU) due to being on the unavailable list.

■ The Miami native returned for the Temple game and promptly led USF with nine tackles and blocked his first career field goal, turning back a Temple attempt just before the half.

■ In the 2020 season finale, Boyles led all players with 13 tackles and added 2.0 TFL in a 58-46 loss to UCF.

■ Boyles entered 2021 as USF's top returner in career tackles and TFL with 138 and 18.5, respectively. Fellow linebacker Antonio Grier is the next closest with 117 and 14.0.

TRANSFERS WILL HAVE MAJOR IMPACT

Entering the 2021 season, the Bulls have 29 players who played at a previous college or university, including 17 who have yet to play for USF.

■ 18 FBS transfers are on the roster.

KEY NEW TRANSFER ADDITIONS

- WR Demarcus Gregory (Ole Miss)
- S Matthew Hill (Auburn)
- S Will Jones II (Kansas State)
- RB Jaren Mangham (Colorado)
- CB TJ Robinson (Rutgers)
- CB Timarcus Simpson (Eastern Michigan)
- DE Jamari Stewart (Mississippi State)
- WR Yusuf Terry (Baylor)
- CB Christian Williams (Miami)
- QB Jarren Williams (Miami)

KEY TRANSFERS WITH USF EXPERIENCE

- TE Mitchell Brinkman (Northern Illinois)
- S Isaiah Cromarty (Webber International)
- RB Darrian Felix (Oregon)
- QB Cade Fortin (North Carolina)
- DT Blake Green (NW Missouri State)
- OL Jarrett Hopple (Virginia Tech)
- OL Demontrey Jacobs (Grambling State)
- DT Thad Mangum (Wofford)
- S Brock Nichols (Delaware State)
- WR Bryce Miller (Southeastern University)
- PK Jared Sackett (Arkansas)
- DE Ryan Thaxton (Tennessee)
- WR Latrell Williams (Tennessee)

RECORDS WATCH

TOUCHDOWNS RUSHING - SEASON

NAME	TD	YEAR
1. Quinton Flowers (QB)	18	2016
2. Marlon Mack (RB)	15	2016
9. Matt Grothe	10	2004
10. Eight Times	9	last 2018
- last Jordan Cronkrite (2018)		
Jaren Mangham	7	2021

40+ YARD FIELD GOALS IN A GAME

NAME	GAME
4. Spencer Shrader	at Memphis, 11/7/20

INTERCEPTION RETURN YARDS - CAREER

NAME	YARDS	YEAR
1. Trae Williams	219 (16)	2004-07
2. Daquan Evans (So.)	190 (4)	2019-
3. Devin Abraham	189 (9)	2014-17

TOUCHDOWN RECEPTIONS - CAREER

NAME	TD	YEAR
1. Andre Davis	17	2011-14
8. Mitchell Wilcox	11	2016-19
Marquez Valdes-Scantling	11	2016-17
10. Hugh Smith	10	1999-2002
RJ Anderson	10	1998-99

Bryce Miller 7 2019-present

QUOTABLE

"Why would I? I loved USF right from that first day. It's Tampa Bay. It's Florida. It's palm trees. I loved the vibe, that Florida vibe. I felt safe here, and I still feel safe. I never wanted to leave... I am so happy I'm at USF with all these guys. I love it more than ever."

- **Antonio Grier, on if he took any other recruiting visits than USF, Tampa Bay Times, 8.23.21**

"On that first day, we told each other, 'This is where we are going to be. This is going to be us... What we've been through together in this time has formed a bond forever.'"

- **LB Dwayne Boyles on his USF visit, which coincided with fellow LB Antonio Grier, Tampa Bay Times, 8.23.21**

"You guys are powerful human beings, strong men, great representatives of our university. When you come out and support us in these numbers, it gives us the power to plow through a game like (beating the Gators). I always want our football team to win. I want you to win even more now. We are behind you guys, too!"

- **USF women's head soccer Coach Denise Schilte-Brown, following the Bulls PK contest with the soccer team.**

"I hope I can have just half the impact on my players as Coach Bowden had on his players,"

- **Jeff Scott**



AMERICA'S FASTEST RISING UNIVERSITY

U.S. News and World Report released its latest higher education rankings (2021) and the University of South Florida continues to be America's fastest-rising university, according to U.S. News. Over the past 10 years, USF has risen 48 spots among public universities from No. 94 to No. 46 and 67 spots among all universities (public or private), from No. 170 to No. 103. No other university in the country has risen so far so quickly. This also marks the third year in a row that USF is ranked in the top 50 among public universities.

■ Designated a "Preeminent State Research University" by the Florida board of governors in 2018, USF is in elite company with the University of Florida and Florida State University as the only three state universities to earn the designation.

■ USF enrollment surpassed 50,000 students for the first time in the fall of 2017, now with 50,830 students currently enrolled across the three campuses: USF Tampa, USF St. Petersburg and USF Sarasota-Manatee.

■ USF is the nation's 7th leading public university in generating new United States utility patents and ranks 16th among universities worldwide.



CHAMPA BAY!

The Bay area has staked a claim as the epicenter of championship sports teams in recent years. Home to four professional sports organizations, including the MLB Rays, NHL Lightning, NFL Buccaneers and USL Rowdies. All have had outstanding championship seasons in the last two years, making celebratory boat parades on the Hillsborough River in downtown Tampa a common occurrence.

■ Since 2020, the Bay Area has claimed a **Super Bowl Champion**, two **Stanley Cups**, an **American League Pennant** and a **USL Conference Championship**.

■ The **Tampa Bay Lightning** repeated as Stanley Cup champions as they downed the Montreal Canadiens (4-1) in the 2021 Stanley Cup Finals after dispatching the Dallas Stars (4-2) in 2020. The Lightning also won the Cup in 2004. They have reached the playoffs 5 of the last 6 seasons and the conference finals four times in that span.

■ The **Tampa Bay Buccaneers** acquired sure Hall of Fame players Tom Brady and Rob Gronkowski prior to the 2020 season and went on to down the Kansas City Chiefs (31-9) to win Super Bowl 55 in Raymond James Stadium. The Buccaneers became the first team in NFL history to play in and win a Super Bowl that was held at its home stadium. The Bucs also won a Super Bowl in 2002.

■ The **Tampa Bay Rays** won the American League pennant and reached the 2020 World Series, falling to the Los Angeles Dodgers in six games. The Rays also reached the 2008 World Series. The Rays had the best record in the American League (third-best in MLB) as of Aug. 28, 2021, and their established ace was former USF pitcher Shane McClanahan.

■ The **Tampa Bay Rowdies** soccer team won its conference and reached the USL Championship final in 2020.

■ The NBA's **Toronto Raptors** also played the 2020-21 season in Tampa's Amalie Arena.



BULLS WIN PK SHOOTOUT VS. CONFERENCE CHAMPION WOMEN'S SOCCER TEAM

Football met futbol on the USF soccer pitch late in fall camp as Coach Scott brought the Bulls next door following a practice to challenge USF's four-time defending conference champion women's soccer team. It was a penalty-kick shootout between Coach Denise Schilte-Brown's women's soccer team and the football team. Amid the backdrop of Scott making a \$10,000 donation USF's "Stampede for Women," an initiative designed to raise scholarship money and build facilities for USF's women's sports. After five rounds of PKs, it was tied 4-4. So it was down to the coaches. With Scott in goal, Schilte-Brown hit the goal post. Scott fired his opportunity just past Schilte-Brown's reach to gain the win. Linebacker Dwayne Boyles served as the Bulls goalie and made one crucial save.



THE USF FOOTBALL PROGRAM

- The Bulls have had five head coaches in 25 seasons.
- USF was ranked for a program record 20 straight weeks (2016-2017) has spent 48 weeks in the Top 25.
- The Bulls reached as high as the No. 2 ranking in 2007, becoming the fastest program to go from inception to a top 10 ranking in FBS history.
- USF has played in 10 bowl games and won six.
- USF has claimed victories in Tampa over Louisville, West Virginia, Georgia Tech, Pittsburgh, Kansas and North Carolina among others.
- USF has claimed road or neutral site wins over Florida State, Auburn, Clemson, Notre Dame, Miami, Louisville, NC State, West Virginia and TCU among others.
- USF has had 30 first-team All-Conference selections, including 1 Offensive Player of the Year, 1 Defensive Player of the Year, 2 Special Teams Players of the Year and 1 Rookie of the Year.
- USF has had five players selected a first-team All-American a total of six times.
- 13 USF players have been part of 17 Super Bowl teams, 10 part of a Super Bowl Champion, including last year as Bay area product Austin Reiter (Chiefs) and Jason Pierre-Paul (Buccaneers) went head to head.



RAYMOND JAMES STADIUM: HOME OF BULLS, BUCS & SUPER BOWLS

TOP USF SEASON AVERAGE ATTENDANCE				
RANK	AVERAGE	YEAR	GAMES	ATTENDANCE
1.	53,170	2007	6	319,019
2.	52,553	2009	6	315,319

TOP USF GAME CROWDS					
RANK	ATTENDANCE	OPPONENT	DATE	WINNER	SCORE
1.	69,383	Florida St.	9/29/2012	FSU	L, 30-17
2.	67,012	West Virginia	9/28/2007	USF	W, 21-13
3.	66,469	Miami	11/28/2009	UM	L, 31-10
4.	65,948	UCF	10/13/2007	USF	W, 64-12
5.	63,976	Cincinnati	10/15/2009	UC	L, 34-17

- USF is one of the few college programs that play in an NFL stadium, opened on Sept. 20, 1998.
- Raymond James Stadium is home to the NFL's Tampa Bay Buccaneers and has hosted three Super Bowls: Super Bowl XXXV in 2001 (Ravens and Giants) and Super Bowl XLIII in 2009 (Steelers and Cardinals) and Super Bowl LV in 2021 (Chiefs and Buccaneers). The stadium also hosted the 2017 CFP National Championship Game won by Clemson over Alabama.



WELCOME TO THE SUNCOAST NOTING TAMPA & THE BAY AREA

- The greater Tampa Bay area has a population of more than 4 million and is one of the fastest growing areas in the country. It is the **12th largest TV market** in the United States.
- Tampa ranks as fifth-most popular American city according to a Pew Research Center study.
- Tampa ranked as the 5th best outdoor city by Forbes. The area's average highs range 70 to 90 °F year round, and lows 52 to 76 °F.
- Nicknames: Cigar City & The Big Guava
- Tampa is near 18 beaches. In 2020, Trip Advisor rated Siesta Key the No. 1 Beach in America followed closely by St. Petersburg Beach (No. 2) and Clearwater Beach (No. 5).

STAFF CHANGES

USF's primary coaching staff features four new faces and two coaches in new positions for 2021:

Cam Aiken – Running Backs Coach/Run Game Coordinator — Joined USF in January. Worked on Dabo Swinney's Clemson staff for nine seasons and was part of two national-championship teams.

Bobby Bentley – Wide Receivers Coach/Pass Game Coordinator — Joined USF on July 1. He spent the previous five seasons at South Carolina and was a former head coach at Presbyterian College (2007-08).

George Barlow – Cornerbacks Coach — Joined USF last February. Has 30 years of college coaching experience, most recently as assistant head coach for defense and cornerbacks coach at NC State.

Xavier Dye – Tight Ends Coach/Recruiting Coordinator — Dye was wide receivers coach in 2020, but has changed positions and added to his responsibilities with coordination of recruiting.

Ernie Sims – Linebackers Coach — After one season as a quality control analyst, the former Florida State great and first-round NFL draft choice was elevated to linebackers coach.

AJ Artis – Head Strength and Conditioning Coach — Joined USF in March after three seasons with Tennessee, most recently as the Director of Football Sports Performance.

STOKES IMPRESSIVE IN "FOOTBALL" DEBUT

The Bulls' 27-year old punter Andrew Stokes – an import from ProKick Australia – has impressed with a massive leg since his arrival at USF, but last Thursday he put that potential to the test in his first-ever American football game.

■ Stokes punted eight times for 361 yards and a 45.1 ypp average at NC State (9.2). His long punt of 66 yards ranks tied for the ninth-longest in USF history and he maintained a high arc that allowed NC State just two returns for a total of 12 yards.

■ Stokes - 6-5, 228 – had not even seen a college football game in person before playing at NC State.

■ A veteran of Australian Rules Football, Stokes spent the previous seven years playing for the Railways in the Great Northern Football League before being picked up by East Fremantle in the WA Football League...he posted 10.8 disposals, 3.6 marks and .3 goals per game...he played 15 games in his WAFL career, logging 124 kicks, 54 marks, 179 hitouts, 5 goals, 38 handballs, 25 tackles and 162 disposals...also played 83 games for East Fremantle's Reserves.

MIMS MAKING HIS MARK

A former walk-on who earned his scholarship from coach Jeff Scott in the week prior to the start of the 2020 season, Andrew Mims six of the Bulls last 10 games and has posted career-best, double-digit tackle outings in his last two games.

■ Mims led USF with 14 tackles in the 2021 season opener at NC State, bettering his previous career-best of 11 tackles posted vs. UCF in the final game of the 2020 season.

■ Mims was a special teams demon as a reshirt freshman in 2018, playing on all special teams and recording 11 tackles on the year. He saw action in nine games in 2019, posting 31 tackles.

■ Mims ranked fourth on the team posting 38 tackles in 2020, while making five starts and playing in eight of nine games.

■ Mims father, Dwayne, was a high school player in Atlanta before he made an unsuccessful attempt to walk-on at Auburn.

■ His older brother, Justin, is a police officer in Jacksonville.

■ Mims was a high school teammate of Bulls' starting center Brad Cecil at Bartram Trail HS in Jacksonville. A late bloomer, Mims gained 40 pounds and two inches between his junior and senior years of high school and had no offers out of high school.

QUOTABLE

"I think what I'm most pleased with is his (Weaver) punt returning. Honestly, [we weren't] consistent catching punts leading into our first game in practice with who we had back there. So I asked the team after practice 'Who else can catch punts?' ... Weaver raised his hand.

I haven't asked him if he ever caught punts in high school, [but] ... He looks very natural doing it. You've got to be a little fearless to be back there and catch it with guys on top of you. So that's probably what I'm most pleased with. I see the wideout stuff every day in practice, he's very gifted at that position ... I'm really proud of what he's doing on punt return."

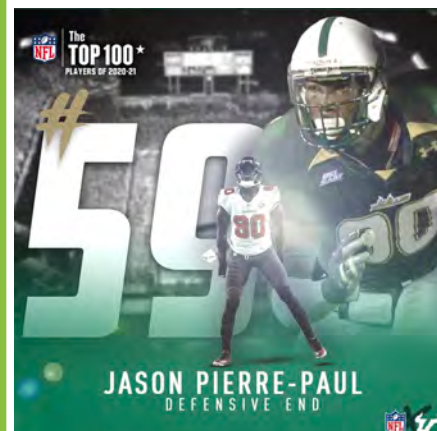
- **Jeff Scott on Xavier Weaver - 9.18.21**

"There are no moral victories. The goal is to win the game and we didn't win the game. We played very poorly in the first half, but I do think we're going to look back on this game in the second half and the way this group responded, being down 35-3 (at the half) and take some good things away from it. It's very easy and very common for teams in that situation to roll over and quit. But our guys competed and hung together. I think we're going to look back three, four, five weeks from now and say that the second half of this game is where we really started to turn the corner."

- **Jeff Scott, after Florida Game - 9.11.21**

"We know that if we have our mind right and we execute we will have the result we had in the second half today. But we also know we have to do it for all four quarters. We're going to keep getting better. We will get there."

- **Dwayne Boyles, after Florida Game - 9.11.21**



JPP NAMED TO NFL TOP 100

USF first team All-American defensive end Jason Pierre-Paul (2009) has gone on to earn three NFL Pro Bowl selections (2012, 2013, 2020) and a pair of Super Bowl Championships (2012, New York Giants & 2020, Tampa Bay Buccaneers). He was recently named to the NFL Top 100 players for 2020-21.

■ 57 schools had a player named to the NFL Top 100, but only three in Florida: USF, FSU & FAU

■ USF is one of just three AAC schools with an NFL Top 100 player: USF, SMU & Cincinnati

■ USF has had 13 players make a total of 17 appearances in the Super Bowl, including Chiefs' Center Austin Reiter and Pierre-Paul facing each other in Super Bowl LV in Tampa. With JPP becoming the first Bulls' player to earn two Super Bowl titles.



THE HERD

In 2015, the USF Student Government passed a resolution to officially rename the USF student section The Herd. USF's student section can number more than 12,000, making it among the largest in the nation. Front row fans that arrive early and paint their bodies green and gold are known as **The Beef Studs**.

BULLS IN THE POLLS - WEEKS IN TOP 25: 48; TOP 20: 32; TOP 15: 12; TOP 10: 4

2021 WEEK	AP	COACHES	2021 WEEK	AP	COACHES
Preseason	NR	NR	Week 8		
Week 1	NR	NR	Week 9		
Week 2	NR	NR	Week 10		
Week 3	NR	NR	Week 11		
Week 4	NR	NR	Week 12		
Week 5	NR	NR	Week 13		
Week 6			Week 14		
Week 7			Week 15		

FOR THE RECORD:

HOME; ROAD; CONFERENCE; NON-CONFERENCE MARKS

HOME RECORD

■ **OVERALL:** 100-54 (.649) record in home games since the program started in 1997

RAYMOND JAMES STADIUM: 94-51 (.647)

* USF played the 1997 home schedule and the first two games of the '98 season in Tampa Stadium, going 6-3, moving to Raymond James for the Citadel game in '98.

■ **Winning Home Record:** 17 of 22 seasons.

Undefeated Home Record: 3 seasons: 2002, '01 & '00

One Loss Home Record: 8 seasons: 2017, '16, '15, '07, '06, '05, 1999 & '98.

Best Home Record: 7-0 in 2001.

■ **Losing home records:** 6 seasons: 2020 (1-3); 2019 (2-5); 2014 (2-5); 2013 (1-5); 2012 (2-4), 2011 (3-4) and 2004 (2-4).

ROAD GAME RECORD

■ **OVERALL:** 53-72 record in true road games

■ **Road winning road records:**

6 seasons: 2017, '16, '10, '07, '03 & '02

Road .500 record: 5 seasons: 2018, '09, '08, '06 & 1998

■ **CONFERENCE ROAD GAMES:** 29-40

American Conference Road Games: 15-17

Most Wins in a season: 4 (2016)

CONFERENCE RECORD

After spending the first six seasons of program history as an independent, USF joined Conference USA in 2003 and moved to the BIG EAST in 2005. Realignment morphed the BIG EAST into The American in 2013.

■ **OVERALL:** 59-76 in 19th year as conference member.

AMERICAN: 29-35 (.453); 9th season;

BIG EAST: 22-34 (.392) eight seasons;

C-USA 8-8 (.500) two seasons.

■ **AAC East Division:** 18-8 (.692), 5 seasons

Losses: vs. UCF (2017, 2018, 2019), at Temple (2016, 18 & 19), Cincinnati (2018, 2019)

■ **Most wins in a season:** 7, 2016.

■ **Conference Openers:** 10-8, 5-3 in The American.

NON-CONFERENCE RECORD

OVERALL: 50-28 (.641) in regular-season, nonconference games in 16th season as a conference member.

■ **AMERICAN:** 17-16, 9th season.

■ **BIG WINS Since 2007:** at Notre Dame (2011), vs. Miami (2010), at Florida State (2009), at N.C. State (2008), vs. No. 10 Kansas (2008), at Auburn (2007) & vs. North Carolina (2007).

■ **BIG EAST (2005-2012):** 30-9 (.769) in regular-season, nonconference matchups in 8 seasons.

■ **C-USA:** 3-3 (.500) record in two seasons.

ASSOCIATED PRESS (Week 5)

RK	TEAM	RECORD	PTS	TREND
1	Alabama (58)	1,546	1	4-0
2	Georgia (4)	1,492	2	4-0
3	Oregon	1,411	3	4-0
4	Penn State	1,283	6	4-0
5	Iowa	1,277	5	4-0
6	Oklahoma	1,212	4	4-0
7	Cincinnati	1,154	8	3-0
8	Arkansas	1,094	16	4-0
9	Notre Dame	1,076	12	4-0
10	Florida	1,019	11	3-1
11	Ohio State	1,005	10	3-1
12	Ole Miss	852	13	3-0
13	BYU	748	15	4-0
14	Michigan	677	19	4-0
15	Texas A&M	651	7	3-1
16	Coastal Carolina	613	17	4-0
17	Michigan State	581	20	4-0
18	Fresno State	415	22	4-1
19	Oklahoma State	341	NR	4-0
20	UCLA	316	24	3-1
21	Baylor	233	NR	4-0
22	Auburn	197	23	3-1
23	NC State	145	NR	3-1
24	Wake Forest	142	NR	4-0
25	Clemson	138	9	2-2

COACHES POLL (WEEK 5)

RK	TEAM	REC	PTS	1ST	HI/LO
1	Alabama	4-0	1624	64	1 -- 1/1
2	Georgia	4-0	1558	1	2 -- 2/5
3	Oregon	4-0	1467	0	4 1 3/12
4	Oklahoma	4-0	1395	0	3 -1 3/4
5	Iowa	4-0	1319	0	6 1 5/18
6	Penn State	4-0	1286	0	8 2 6/20
7	Notre Dame	4-0	1187	0	10 3 7/10
8	Cincinnati	3-0	1185	0	9 1 8/10
9	Florida	3-1	1101	0	11 2 9/11
10	Ohio State	3-1	1030	0	12 2 3/12
11	Arkansas	4-0	1016	0	18 711/NR
12	Mississippi	3-0	916	0	13 112/25
13	Texas A&M	3-1	744	0	5 -8 5/13
14	Michigan	4-0	674	0	19 514/NR
15	Brigham Young	4-0	670	0	16 115/NR
16	Michigan State	4-0	583	0	21 516/NR
16	Coastal Carolina	4-0	583	0	17 116/24
18	Oklahoma State	4-0	459	0	22 418/23
19	Clemson	2-2	389	0	7 -12 2/19
20	UCLA	3-1	312	0	24 413/NR
21	Fresno State	4-1	251	0	25 421/NR
22	Auburn	3-1	244	0	23 120/NR
23	Kentucky	4-0	179	0	NR 423/NR
24	Baylor	4-0	134	0	NR 1824/NR
25	Wake Forest	4-0	119	0	NR 1425/NR

VS. RANKED TEAMS

■ **LAST:** L, 35-27 at No. 15 BYU, Sept. 25, 2021

■ **LAST WIN:** W, 52-45 vs. No. 22 Navy on Oct. 28, 2016 in Raymond James Stadium.

■ **OVERALL RECORD:** 11-32 all-time vs. FBS ranked teams since joining the FBS in 2000.

15-37 overall vs. ranked foes, including a 4-5 record vs. I-AA (FCS) teams from 1997-2000.

■ **AT HOME:** USF is 7-16 at home vs. FBS ranked teams, last posting a win with a 52-45 win vs. No. 22 Navy, Oct. 28, 2016.

■ **ON THE ROAD:** 4-15 on the road vs. FBS ranked, last posting a win with a 23-20 victory at No. 16/18 Notre Dame on Sept. 3, 2011.

Wins vs. ranked teams on the road: W, 24-19 at No. 9 West Virginia (2006); W, 26-23 at No. 17 Auburn (2007); W, 17-7 at No. 18 Florida State (2009); W, 23-20 at No. 16 Notre Dame (2011)

FUTURE NON-CONFERENCE SCHEDULES

2022	2023	2024	2025	2026	2027	2028		
Sept. 3	BYU	Aug. 31	LOUISVILLE	Sept. 5	FAU	Sept. 9	at Miami	
Sept. 10	HOWARD	Sept. 7	at Alabama	Sept. 12	at Alabama	Sept. 11	MIAMI	
Sept. 17	at Florida	Sept. 14	at Florida	Sept. 19	at Louisville	Sept. 18	at Boise State	
Sept. 24	at Louisville	Sept. 21	NC STATE	Sept. 26	BETHUNE-COOKMAN	Sept. 25	FLORIDA A&M	
			W. KENTUCKY				at N. Illinois	
							Sept. 13	at Notre Dame



JEFF SCOTT YEAR-BY-YEAR

2nd Season as a Head Coach

15th season overall in collegiate coaching

YEAR	SCHOOL	RECORD	POSTSEASON
2021	USF (HC)	1-3	
2020	USF (HC)	1-8	
HEAD COACH RECORD		2-11	-

2019	Clemson (Co-Offensive Coord./WR)	14-1*	CFP Championship Game
2018	Clemson (Co-Offensive Coord./WR)	15-0*	CFP National Title
2017	Clemson (Co-Offensive Coord./WR)	12-2*	CFP (Sugar)
2016	Clemson (Co-Offensive Coord./WR)	14-1*	CFP National Title
2015	Clemson (Co-Offensive Coord./WR)	14-1*	CFP Championship Game
COORDINATOR RECORD		70-5[^]	*5 ACC Titles/5 CFP

[^] Became coordinator in 2014 Russel Athletic Bowl

2014	Clemson (WR Coach/Recruiting Coord.)	10-3	Russel Athletic Bowl (W)
2013	Clemson (WR Coach/Recruiting Coord.)	11-2	Orange Bowl (W)
2012	Clemson (WR Coach/Recruiting Coord.)	11-2	Chick-fil-A Bowl (W)
2011	Clemson (WR Coach/Recruiting Coord.)	10-4*	Orange Bowl (L)
2010	Clemson (WR Coach/Recruiting Coord.)	6-7	Meineke Bowl (L)
2009	Clemson (WR Coach/Recruiting Coord.)	9-5	Music City Bowl (L)
2008	Clemson (GA then WR Coach)	7-6 [^]	Gator Bowl (L)

CLEMSON ASSISTANT COACH RECORD		130-31[^]	[^] assistant midway through 2008
2007	Presbyterian College (WR Coach)		

BOWL RECORD (Assistant)	10-5	15 Bowl Games
--------------------------------	-------------	----------------------

CFP GAMES (Assistant)	6-3	2-2 in Championship
------------------------------	------------	----------------------------

HIGH SCHOOL

2005-06	Head Coach, Blythewood HS (S.C.)	won 3A State Title
---------	----------------------------------	--------------------

Scott helped lead the Clemson to five straight College Football Playoff appearances, four CFP Championship games and national titles in the 2016 and 2018 seasons while coaching in nine CFP games and posting a 6-3 record.

HEAD COACH JEFF SCOTT

2nd Season at USF/2nd Season Overall Clemson, 2003

Named the fifth head coach in USF football history on Dec. 9, 2019, Jeff Scott was one of the most respected coordinators and recruiters in the nation when he took over the Bulls program.

Having served as the co-offensive coordinator at Clemson since 2015 and as a member of the Tigers' football staff at his alma mater since 2008, Scott was a key part of the rise of one of the most dominant football programs in the nation. He helped lead the Tigers to five straight College Football Playoff appearances, four CFP Championship game appearances (2015, 2016, 2018 & 2019 seasons) and national titles in the 2016 and 2018 seasons while coaching in nine CFP Playoff games and posting a 6-3 record. Scott returns to a home field in Raymond James Stadium where Clemson scored 21 fourth-quarter points to defeat Alabama, 35-31, in the CFP National Championship game on Jan. 9, 2017 to claim the program's first national title in 35 years.

SCOTT NOTABLES

CHAMPIONSHIP COORDINATOR

- ▶ In his five seasons serving as co-offensive coordinator/wide receivers coach, Clemson posted a 70-5 record and claimed five ACC championships.
- ▶ Clemson finished the 2019 season ranked No. 4 nationally in scoring offense (43.9 ppg) and No. 5 in total offense (528.7 ypg).
- ▶ During his stint as co-offensive coordinator, the Tigers went 70-5 (38-2 in the ACC) with just two regular season losses and posted the four winningest seasons in program history (2018 (15-0), 2019 (14-1), 2015 (14-1), 2016 (14-1)).
- ▶ Clemson averaged 40 points and 500 yards per game, while Tigers quarterbacks completed better than 66 percent of their passes. Clemson averaged better than 500 yards per game in four seasons and set 138 team and individual records, including marks for total offense (527.2 ypg), scoring offense (44.3 ppg), passing offense (5,009 yards), rushing offense (3,723 yards) and touchdowns (90).
- ▶ The top three total offense seasons in program history came with Scott as co-offensive coordinator, as did the top three scoring seasons, all with 577 points or better.

FLORIDA & COACHING IN THE BLOOD

- ▶ Born in Arcadia, Fla., just an hour and a half south (93 miles) of the USF campus.
- ▶ Scott's father, Brad, a 1979 graduate of USF, coached high school football in the state and spent 11 years as an assistant coach to Bobby Bowden at Florida State, including the last four as offensive coordinator and claiming the 1993 national title.
- ▶ During his father's tenure at Florida State, Scott attended elementary school across the street from the FSU practice fields and joined his father at practice after school.

AT HOME IN RAY JAY

- ▶ Scott returns to a home field in Raymond James Stadium where Clemson scored 21 fourth-quarter points to defeat Alabama, 35-31, in the CFP National Championship game on Jan. 9, 2017 to claim the program's first national title in 35 years.

PRODUCING NFL PLAYERS

- ▶ Eight wide receivers Scott coached were on 2019 NFL rosters, including Bay area products, Ray Ray McCloud, Deon Cain and Artavis Scott.
- ▶ He coached Fort Myers, Fla., product Sammy Watkins, a two-time All-American who set school season records for receptions (101), receiving yards (1,464) and touchdowns (12) and career marks for receptions (240), receiving yards (3,391) and receiving touchdowns (27) before being selected in the first round of the NFL Draft.
- ▶ Under Scott, DeAndre Hopkins earned second-team All-America honors before selection in the first round of the NFL Draft and going on to make four Pro Bowls.


ELITE RECRUITER

- ▶ Scott was Clemson's recruiting coordinator 2008-14, leading the Tigers to top-10 ranked classes in his first season of 2009 and also in 2011 and 2012.
- ▶ He was named a top-10 recruiter nationally by ESPN.com (2014), a top 25 national recruiter seven times by Rivals.com (2012, 2014, 2015, 2016, 2017, 2018, 2019) and the ACC Recruiter of the Year in 2015 by Rivals and in 2018 by 247Sports.

ONE SMART MATHEMATICIAN


- ▶ Graduated cum laude with a degree in mathematics, having earned President's List recognition with a 4.0 grade-point average in 2001 and 2002.

2021 USF FOOTBALL STAFF



CHARLIE WEIS JR.
Offensive Coordinator/Quarterbacks

Alma Mater: Kansas, '15
2nd Season with USF
• OC for FAU team that was 14th in NCAA in scoring in 2019
• On staffs with Atlanta Falcons and New England Patriots
• Won 2016 national championship as analyst at Alabama



ALLEN MOGRIDGE
Offensive Line Coach/Assistant Head Coach

Alma Mater: North Carolina, '99
2nd Season with USF
• O-line at FIU ranked in top 10 in sacks in '18 & '19
• Helped FIU to three straight bowl appearances
• Has nearly 20 years of coaching experience



CAM AIKEN
Running Backs/Run Game Coord.

Alma Mater: Clemson, '11
1st Season with USF
• Previous 9 seasons on Clemson staff
• Worked closely with Scott on offensive planning at Clemson
• Part of 6 CFP runs and 2 national championships with Tigers



BOBBY BENTLEY
Wide Receivers/Pass Game Coord.

Alma Mater: Presbyterian, '90
1st Season with USF
• Spent previous 5 seasons at South Carolina
• Highly successful high school coach in South Carolina
• Named a Rivals Top 25 Recruiter in 2019



XAVIER DYE
Tight Ends Coach/Recruiting Coord.

Alma Mater: Clemson, '10
2nd Season with USF
• Scott was his position coach as a WR at Clemson
• Coached with Scott at Clemson as a GA with the WRs
• Wide receivers coach at West Virginia in 2019



BRAD SCOTT
Chief of Staff

Alma Mater: USF, '79
2nd Season with USF
• Former head coach at South Carolina (1994-98)
• Offensive coordinator at Florida State, helping win 1993 national championship and quarterback Charlie Ward claim the Heisman Trophy.



ALBERT BOONE
Director of Football Operations

Alma Mater: Florida State, '03
4th Season with USF




GLENN SPENCER
Defensive Coordinator/Safeties

Alma Mater: Georgia Tech, '87
2nd Season with USF
• DC for FAU team that led NCAA in takeaways in 2019
• Coached 10 seasons at Oklahoma State
• Won two conference titles as head coach at West Georgia



GEORGE BARLOW
Cornerbacks Coach

Alma Mater: Marshall, '90
1st Season with USF
• Previous 7 seasons at NC State/Asst. HC for defense
• Brings 30 years of collegiate coaching experience
• Played safety at Marshall



DA'QUAN BOWERS
Defensive Line Coach

Alma Mater: Clemson, '19
2nd Season with USF
• Was No. 1 overall high school prospect by ESPN in 2008
• Second-round draft pick of the Tampa Bay Bucs in 2011
• Coached with Jeff Scott at Clemson



ERNIE SIMS
Linebackers Coach

Alma Mater: Florida State, '18
2nd Season with USF
• No. 9 overall pick in the 2006 NFL Draft/8 NFL seasons
• All-America linebacker at Florida State/No. 1 recruit in '03
• A Parade and USA Today prep All-American



DANIEL DA PRATO
Special Teams Coordinator

Alma Mater: Louisiana-Monroe, '03
2nd Season with USF
• Coached at Arkansas in 2019
• Coached two All-Americans at Montana State
• Played quarterback at ULM from 2002-03



AJ ARTIS
Strength & Conditioning Coach

Alma Mater: Campbell, '15
1st Season with USF
• Previously head strength & conditioning coach at Tennessee
• Spent two seasons at Duke
• Three-year football letterman at Campbell (WR & TE)



MIKE GIGLIO
Director of Recruiting and Pro Liaison

Alma Mater: Florida, '08
5th Season with USF

USF ATHLETIC COMMUNICATIONS

4202 E. Fowler Ave., ATH 100,
Tampa, FL 33620
OFFICE: 813-974-2125 FAX: 813-974-5328

Associate AD/Communications/

Football Contact: Brian Siegrist

Siegrist@USF.edu

Cell: 813-293-3897

Associate Communications Director/

Secondary Football: Dave Albrecht

Albrecht25@usf.edu

Cell: 561-525-4997

Associate Communications Director/

Secondary Football: Mike Hogan

MHogan@USF.edu

Cell: 813-469-0616

Website: www.GoUSFBulls.com



USF MEDIA POLICIES

WEEKLY PRESS CONFERENCE

USF holds a weekly press conference every TUESDAY at 11:30 a.m. during regular game weeks. Head coach Jeff Scott and selected players will be available in person in the Lee Roy Selmon Athletics Center.

Scott will also conduct a weekly update via ZOOM on THURSDAYS at 11:30 a.m. Links for that ZOOM call will be provided weekly.

CREDENTIAL REQUESTS

The online application for football credentials for the 2020 season can be found at https://gousfbulls.com/sb_output.aspx?form=25. If you are requesting multiple credentials for a group, a form must be submitted for each person and emails provided for screening. Individual game credential requests must be made a week prior to each game. Due to limited capacity in the 2020 season, credential requests will be determined on a game-by-game basis and notifications on confirmation or denial provided by Tuesday of game weeks. Credentials will be available for pickup at Raymond James Stadium ONLY on game days at the south plaza will call window (far right).

INTERVIEW POLICIES

Under no circumstances should media members contact USF coaches or student-athletes without prior consent and approval from Associate Director of Athletics Brian Siegrist or Associate Communications Director Dave Albrecht. The same policy applies to the family members of student-athletes. To request interviews outside of regularly-scheduled availabilities, please contact the USF Communications department at least 24 hours in advance. Only head coach Jeff Scott, defensive coordinator Glenn Spencer and offensive coordinator Charlie Weis Jr. are available from the coaching staff to speak with the media during the season. Freshman student-athletes are not available to the media until they have competed in a game for USF.

PLAYER INTERVIEWS

Players will be available twice per week during a normal game week. Those availabilities will occur after practices on Tuesday and during requested one-on-one periods on Thursday. To request a specific player for a one-on-one feature interview, please contact the USF Communications department at least 24 hours in advance.

STAFF INTERVIEWS

Coach Scott will be available two times per week during normal game weeks. Scott is available Tuesday during his weekly press conference (11:30 a.m.) and Thursday during his weekly ZOOM update (11:30 a.m.). He can also be heard on Monday evenings on the USF Football Radio Show on 95.3 WDAE. USF Offensive and defensive coordinators will be available after practice on Wednesdays. No other football coaching staff members are available to speak with the media.

POSTGAME POLICY

The USF locker room is closed at all times. Coach Scott will address the media following his postgame with the team. USF will take interview requests for players at the beginning of the fourth quarter and will provide 5-6 players post-game. On the road, USF will conduct interviews via ZOOM, with Coach Scott and 3-4 players available. All ZOOM links will be provided prior to game time.

COLLEGEPRESSBOX.COM

CollegePressBox.com is a great resource for media covering the Bulls and the AAC. Not only does it have media guides from the entire conference, but it also houses logos, head shots, action shots and much more. For access to the site, email Ted Gangi at webmasteratcollegepressbox.com.

▼ WEEKLY USF FOOTBALL MEDIA SCHEDULE ▼

MON	TUES	WED	THURS	FRI	SAT	SUN
Radio Show 6-7 p.m. 95.3 WDAE; iHeart Radio (Bulls Unlimited);	Weekly Presser 11:30 AM: HC Jeff Scott & Players	Coordinator Avail: 11:30 AM: Off Coord. Charlie Weis Jr. Def. Coord. Glenn Spencer	Jeff Scott Zoom Update 11:30 AM Player one- on-ones upon request	NO availability	GAME DAY Postgame availability In person on site	NO availability

BULLS IN THE NFL

USF has 6 former Bulls under contract on 2021 NFL rosters as of Sept. 6.

Player (Pos.) Team (Yrs with Team)

Rodney Adams (WR) Chicago Bears (2021)
D'Ernest Johnson (RB) Browns (2019-21)
Marlon Mack (RB) Colts (2017-21)
Jason Pierre-Paul (DE) Buccaneers (2018-21)
Marquez Valdes-Scantling (WR) Packers (2018-21)
Mitchell Wilcox (TE) Cincinnati Bengals (2020-21)

Free Agents That Were On Rosters in 2020

Mike Love (DE) Buffalo Bills (2018-21)
Aaron Lynch (LB) Jacksonville Jaguars (2021)
Deadrin Senat (DL) Falcons (2018-21)
Austin Reiter (OL) Chiefs (2018-21)



USF STUDENTS BRING THE NOISE TO RAY JAY

■ USF boasts one of the largest student sections in the country with 12,501 seats allocated to students and the ability to place as many as 16,000+ in the stadium.

■ USF students occupy the north endzone at Raymond James Stadium just below the Buccaneers pirate ship.

■ **The Beef Studs** are the most passionate student supporters who regularly occupy the first row and paint their bodies green and gold while donning bull horns.

USF FOOTBALL RADIO SHOW

The USF Football Radio Show airs Monday nights on 95.3 WDAE/620 AM and digitally on iHeart Radio Bulls Unlimited channel and can be watched on Youtube and Facebook (USF Football page). Bulls Head Coach Jeff Scott will join host Jim Loiuk, the Voice of the Bulls, and analyst Sam Barrington. The USF Football Radio Show airs from 6-7 p.m.



2021 SQUAD BREAKDOWN

LETTERMEN RETURNING (53)

OFFENSE (23)

Quarterback (2): Cade Fortin, Katravis Marsh

Running Back (4): Brian Battie, Darrian Felix, Kelley Joiner, Leonard Parker

O-Line (8): Josh Blanchard, Brad Cecil, Dustyn Hall, Demetris Harris, Jarrett Hopple, Demontrey Jacobs, Donovan Jennings, Michael Wiggs

Tight End (2): Mitchell Brinkman, Chris Carter

Wide Receiver (7): Sean Atkins, Logan Berryhill, Sincere Brown, Omarion Dollison, Bryce Miller, Xavier Weaver, Latrell Williams

DEFENSE (26)

End (4): Darien Grant, Tramel Logan, Ryan Thaxton, Jason Vaughn

Tackle (7): Tyrone Barber, Blake Green, Kevin Kegler, Stacy Kirby, Thad Mangum, Kelvin Pinkney, Rashawn Yates

Linebacker (7): Demaurez Bellamy, Dwayne Boyles, Antonio Grier, Mac Harris, Keyon Helton, Andrew Mims, Brian Norris

Defensive Back (8): Isaiah Cromarty, Jayden Curry, Vincent Davis, Daquan Evans, Ben Knox, Mekhi LaPointe, Brock Nichols, Chris Townsel

SPECIAL TEAMS (5)

Placekicker: Jared Sackett, Spencer Shrader

Punter: Kenny Scribner

Long Snapper: Bryce Bernard, Andrew Beardall

LETTERMEN LOST (16)

OFFENSE (11)

Quarterback (2): Noah Johnson, Jordan McCloud

Running Back (2): Johnny Ford, Odunayo Seriki

O-Line (1): Jean Marcellus

Tight End (2): Fred Lloyd, Jacob Mathis

Wide Receiver (4): DeVontres Dukes, Jah'Quez Evans, Terrence Horne, Randall St. Felix

DEFENSE (4)

End (0): -

Tackle (0): -

Linebacker (0): -

Defensive Back (4): Mike Hampton, Nick Roberts, KJ Sails, Bentlee Sanders

SPECIAL TEAMS (1):

Punter: Trent Schneider

LETTERMEN AT A GLANCE

OFFENSE:	Returning: 23	Lost: 11
DEFENSE:	Returning: 26	Lost: 4
SPECIAL:	Returning: 5	Lost: 1
TOTAL:	Returning: 53	Lost: 16

STARTERS AT A GLANCE

OFFENSE:	Returning: 9	Lost: 2
DEFENSE:	Returning: 10	Lost: 3
SPECIAL:	Returning: 1	Lost: 1
TOTAL:	Returning: 20	Lost: 6

STARTERS RETURNING (20)

(Number of 2019 starts)

OFFENSE (9): RB: Kelley Joiner (7); **OL:** Josh Blanchard (7), Brad Cecil, C (7), Demetris Harris, LG (6), Donovan Jennings, LT (7), Michael Wiggs, RG (8); **WR:** Bryce Miller, Slot (9), Latrell Williams (7); **TE:** Mitchell Brinkman (7)

DEFENSE (7): DL: Blake Green (8), Thad Mangum (8), Rashawn Yates (9); **LB:** Demaurez Bellamy (5), Dwayne Boyles (6), Antonio Grier (7), Andrew Mims (5); **DB:** Vincent Davis, CB (6), Mekhi LaPointe, S (6), Chris Townsel, S (5)

SPECIAL TEAMS (1): Spencer Shrader, K (8)

RETURNERS WITH STARTING EXPERIENCE

(Number of career starts)

OFFENSE (7): Chris Carter, TE (1), Omarion Dollison, WR (1), Dustyn Hall, OL (4), Jarrett Hopple, OL (6), Demontrey Jacobs, OT (1), Katravis Marsh, QB (1), Xavier Weaver, WR (2), **DEFENSE (9):** Daquan Evans, DB (1), Darrian Grant, DE (2), Mac Harris, LB (2), Kevin Kegler, DT (16), Kelvin Pinkney, DT (9), Tyrone Barber, DT (1); Brock Nichols, S (1), Brian Norris, LB (1), Jason Vaughn, DE (1)

SPECIAL TEAMS (0): Jarred Sackett, K (4)

STARTERS LOST (6)

OFFENSE (2): Jordan McCloud, QB (7), DeVontres Dukes, WR (6)

DEFENSE (3): Mike Hampton, CB (9); KJ Sails, CB (8), Nick Roberts, S (5)

SPECIAL TEAMS (1): Trent Schneider, P (8)

RETURNING STATISTICAL LEADERS

RUSHING:

Kelley Joiner: 78 carries, 368 yards, 1 TD

Brian Battie:

46 carries, 332 yards, 1 TD

PASSING:

Katravis Marsh

92 yds, 0 TD, 3 INT, 14-31 (45.2%)

RECEIVING:

Bryce Miller:

33 rec., 327 yds, 3 TD, 9.9 ypc

Latrell Williams:

22 rec., 260 yds, 0 TD, 11.8 ypc

Omarion Dollison

21 rec., 272 yards, 1 TD, 13.0 ypc

SCORING:

Jared Sackett:

25 points, 5-7 FG, 10-10 PAT

TACKLES:

Antonio Grier (LB): 59

Dwayne Boyles (LB): 44

Andrew Mims (LB): 38

Thad Mangum (DT): 37

Vincent Davis (DB): 34

Mekhi LaPointe (DB): 33

TFL: Antonio Grier (LB): 5.5

Dwayne Boyles (LB): 5.0

SACKS: Antonio Grier (LB): 3.0

Four with: 1.0


INTERCEPTIONS: Daquan Evans (DB): 3

Mekhi LaPointe (DB): 2

PASSES DEFENDED: Demaurez Bellamy (LB): 3

OFFENSIVE PLAYERS TO WATCH

QB
9



TIMMY MCCLAIN • 6-1 • 196 • FR

- Ranks 24th nationally with 13.95 yards per completion
- Made first career start at BYU (9/25) led scoring drives of 94, 75, 69, 62 & 54 yards
- Led Seminole HS to 8A Florida State title - threw for 6,351 yards & 68 TD with just 11 INT on his high school career
- Goes by "Q" from his middle name Jahqueal
- Father, Timmy McClain, is a criminal defense attorney in Orlando.


WR
10



XAVIER WEAVER • 6-1 • 178 • SO

- Has led USF in receiving in each of the first four games
- Ranks 18th nationally with 21.0 ypc, 8th with 15.5 yards per punt return.
- Had career-best 5 catches for 77 yards vs. Florida A&M
- Has catches of 44, 44, 31, 29, 26 & 24 yards on the year.

RB
0



JAREN MANGHAM • 6-2 • 221 • JR

- Ranks 5th in the nation with 7 rushing TD on the year
- Set a USF record with at least two rushing TD in three straight games: 2 vs. Florida, 3 vs. Florida A&M & 2 at BYU
- Loves to cook Creole style learned from his grandmother Dianne Stewart, a New Orleans native who passed away from cancer on Sept. 4, 2020

RB
21
BAY AREA
NATIVE



BRIAN BATTIE • 5-8 • 190 • JR

- Has two career 100-yard games - posting a career-best 110 vs. Florida A&M this season and 102 vs. UCF in 2020
- Hails from Sarasota, Fla. - also the hometown of USF all-time great and current Indianapolis Colt Marlon Mack
- Has led USF in rushing three times on his career.

THE BULLS' OFFENSE

QUARTERBACK

Cade Fortin (6-3, 222), a North Carolina transfer who played sparingly in just two 2020 games due to injury, was the leader coming out of spring drills and passed for 224 yards and two touchdowns in the spring game. Jeff Scott named Fortin the Game 1 starter after three weeks of fall camp. Fortin sat out the 2019 season as he looked to transfer from North Carolina following the departure of head coach Larry Fedora. Fortin had played his 2018 freshman season at North Carolina, appearing in four games and starting two (narrowly losing against Virginia Tech and N.C. State - where he passed for 276 yards). Freshman **Katravis Marsh (6-5, 226)**, who started at Cincinnati and played in four games last year, probably has the strongest arm on the team and throws a beautiful deep ball.

RUNNING BACK

Returners **Kelley Joiner (368 yards in 2020)** and **Brian Battie (332 yards)** entered 2021 with the most experience, with Joiner running for 116 yards and Battie 102 vs. UCF last year. Oregon transfer **Darrian Felix**, who played in just three games and logged 10 carries in 2020 at USF due to injury, combines physical running between the tackles with break-away speed and added six pounds to his bring his frame to 190.

RECEIVERS

2020 leading receiver **Bryce Miller (33 catches, 327 yards, three touchdowns)** returns, as does **Latrell Williams (22 catches, 260 yards)** (out for the 2021 season with ACL suffered vs. FAMU) and **Omarion Dollison (21 catches, 272 yards)**, who all ranked among the Bulls' top four receivers last year. The Bulls upgraded the position with depth (16 receivers on the roster) and size, including transfers **6-1 Demarcus Gregory (Ole Miss)** and **6-3 Yusuf Terry (Baylor)**. Keep an eye on freshman speedster **Jimmy Horn Jr.**, who was 4th in the state 100 meters (10.8). The highly coveted recruit was Timmy McClain's high school teammate at 8A state champion Seminole HS. Former walk-on **Sean Atkins (5-10)** was impressive enough in both spring and fall practices to earn a scholarship weeks before the start of the 2021 season.

TIGHT END

Mitchell Brinkman (6-4, 256) returns as the incumbent starter after the Northern Illinois transfer posted 15 catches for 161 yards in 2020 at USF. **Chris Carter (6-4, 238)** gives the Bulls a strong blocking presence and freshman **Gunnar Greenwald (6-4, 238)** is skilled and athletic and both will push for playing time.

OFFENSIVE LINE

The Bulls return five starters from 2020, including center **Brad Cecil (6-4, 302)**, left guard **Demetris Harris (6-3, 309)**, right guard **Michael Wiggs (6-3, 306)**, left tackle **Donovan Jennings (6-5, 327 - shedding 15 pounds in the off season)** and right tackle **Joshua Blanchard (6-3, 301)** — representing 123 career games played and 95 starts. Grambling transfer **Demon-trey Jacobs (6-6, 305)** brings great length and athleticism and, after seeing significant time at USF last year, has taken the starting job at right tackle. Cecil, Harris, Wiggs and Jennings have played three seasons side-by-side. Guard **Dustyn Hall** entered the starting line-up at BYU.



SPECIAL TEAMS

P
36



ANDREW STOKES • 6-5 • 228 • FR

- A 27-year old from Perth, Australia
- Punted in the first ever football game he saw in person in the Bulls 2021 season-opener at NC State - averaged 45.1 ypp on eight attempts with a 66-yard long
- Comes from ProKick in Australia, the same program that sent punter Trent Schneider to USF. Schneider graduated last year holding nearly every USF punting record.
- Played Australian rules football for seven seasons, playing for the Railways in the Great Northern Football League before getting picked up by East Fremantle of the WA Football League.

DEFENSIVE PLAYERS TO WATCH

LB
5



ANTONIO GRIER JR • 6-1 • 213 • JR

- Fifth on team with 21 stops; has one sack and a team-high 3 QB hurries
- Named 2021 Preseason All-Conference 1st Team by Phil Steele.
- 2020 2nd Team All-AAC selection
- Led USF in tackles (59), TFL (5.5) and sacks (3.0) - 8 games/missed one
- 2019: Sixth on the team with 58 tackles & first with 4.0 sacks.


LB
11



DWAYNE BOYLES JR. • 6-3 • 228 • JR

- The Bulls' third leading tackler with 24 stops and has 1 TFL
- Played in just 6 games in 2020. Missed Notre Dame, Cincinnati and ECU games.
- Named 2021 Preseason All-Conference 2nd Team by Phil Steele.
- 2019: Led USF in tackles (75), solo tackles (48) and tackles for loss (12.5).
- Ranked 12th in The American in 2019 in tackles for loss.
- Has two career games with double-digit tackles.

CB
0



DAQUAN EVANS • 5-11 • 188 • SO

- Led team with 8 tackles at BYU & tied for team lead on the year with 25
- Led team with 3 interceptions in 2020 - came in 3-straight games - returns of 56, 31 & 51 (TD) yards = 138, second all-time season at USF.
- Had a 51-yard pick-six at Memphis in 2020
- Nickname is "Day Day"

S
1



MATTHEW HILL • 6-1 • 186 • SO

- Fourth on the team with 23 tackles on the year
- Had an interception and 27-yard return at NC State
- Transfer to USF from Auburn
- Started as a wide receiver at Auburn - recorded eight receptions as a sophomore (2019) before converting to safety in 2020

THE BULLS' DEFENSE

DEFENSIVE TACKLE

Seniors **Thad Mangum** (6-2, 275) (37 tackles, 4 TFL) and **Blake Green** (6-1, 276) established their interior presence last year, posting 37 tackles and 4 TFL and 21 tackles and 1.5 TFL, respectively. Both transferred into the program - Mangum in 2020 from Wofford and Green in 2019 from NW Missouri State. **Kelvin Pinkney** (6-3, 310), has 58 career tackles and returns for his fifth season with the Bulls with 41 games under his belt. Senior **Kevin Kegler** (6-2, 303), has 61 career tackles and returns after an injury plagued 2020 season in which he saw limited action.

DEFENSIVE END

The Bulls are looking for a potent edge rusher after posting just seven sacks in nine games last year, four of those coming from linebackers. Many possibilities exist, including returning veterans **Rashawn Yates** (6-3, 280), **Darien Grant** (6-4, 263) and **Tyrone Barber** (6-3, 257) who have all lined up at multiple positions along the D-line. With 41 career tackles and 8.5 TFL entering his fourth season, Yates has been the most productive. Tennessee transfer **Ryan Thaxton** (6-4, 230) had a strong spring and will be joined by young Bulls **Jason Vaughn** (6-5, 252) and **Tramel Logan** (6-2, 232) who had strong moments during the spring and fall and will vie for opportunities.

LINEBACKER

Andrew Mims (6-1, 222) is a former walk-on who was fourth on the team with 38 tackles last year and has proven to be a reliable player, including 11 tackles, 2.0 TFL and a sack vs. UCF last year. Freshman **Mac Harris** (6-0, 230) added 15 pounds from last year when he showed flashes in his freshman campaign, including eight tackles at Cincinnati. Veterans **Brian Norris Jr.** (6-2, 225) and **Keyon Helton** (6-0, 221) will vie for playing time after position changes during their careers - Norris a former running back and Helton a safety. Freshman **Demaurez Bellamy** (5-10, 228) had six tackles vs. ECU last year and true freshman **Davon Hicks** (6-0, 218) and **CJ Ross** (5-11, 221) looked capable as early enrollees during spring drills.

CORNERBACKS

The Bulls upgraded the unit's size with transfers **TJ Robinson** (6-3, 185, Rutgers) and **Christian Williams** (6-1, 195, Miami), both of which showed strong cover skills in spring and fall drills. At 6-3, Robinson ranks among the Bulls' fastest players. Big-play cornerback **Daquan Evans** (5-11, 188), the team's leader in interceptions (3) last year, enters his third season and is a potential all-conference performer after also logging 28 tackles last year.

SAFETIES

Returning juniors **Vincent "Smoke" Davis** (5-11, 190) and **Mekhi LaPointe** (6-2, 197) bring leadership and significant USF experience. They posted 34 tackles and 33 tackles, respectively, in 2020. Transfers **Will Jones II** (5-9, 182, Kansas State) and **Matthew Hill** (6-1, 186, Auburn) looked like very strong additions as early enrollees during spring drills. Jones is among the Bulls' fastest players and showed great closing ability on the ball. Returners **Chris Townsel** (6-2, 190), **Brock Nichols** (6-0, 197) and **Jayden Curry** (5-11, 195) all played in eight or more games last season, with Townsel logging 32 tackles, 2.5 TFL and an interception.



SPECIAL TEAMS

K
32



SPENCER SHRADER • 6-2 • 186 • SO

- 5-of-5 on FG on the year, tying a career-long with a 49-yarder vs. FAMU
- Has made 13 of 20 career field goals (65%) with a long of 49 yards hit twice.
- **Set a USF RECORD** in 2020 with FOUR 40-yard-plus field goals in a game at Memphis (49, 47, 46, 41)
- Named AAC Special Teams Player of the Week (Nov. 9, 2020)
- One of the faster Bulls, he scored on a fake punt and ran for a 22-yard touchdown at UConn in 2019.
- Walk-on with a big leg. Handles all kickoffs. Hit a 52-yard field goal in a HS game and has hit from 65 yards out in practice.
- 12 of 15 on FG in only high school season.
- Home schooled soccer player, went to Brazil to attempt to play professionally.
- Sister, Sophie, is a midfielder on the University of Tampa's women's soccer team.

NUMERICAL

No.	Name
0	Daquan Evans, DB
0	Jaren Mangham, RB
1	Matthew Hill, S
1	Jarren Williams, QB
2	Darrian Felix, RB
2	TJ Robinson, CB
3	Vincent Davis, DB
3	Kelley Joiner, Jr., RB
4	Omarion Dollison, WR
4	Christian Williams, CB
5	Anontonio Grier, LB
5	Jimmy Horn, Jr., WR
6	Cade Fortin, QB
6	Gabe Nealy, CB
7	Sincere Brown, WR
7	Will Jones II
8	Christopher Townsel, DB
8	Latrell Williams, WR
9	Davon Hicks, LB
9	Timmy McClain, QB
10	Kevin Kegler, DT
10	Xavier Weaver, WR
11	Dwayne Boyles, LB
11	Yusuf Terry, WR
12	Ben Knox, DB
12	Katravis Marsh, QB
13	Tramel Logan, DE
13	Nickolas Tshivuadi, WR
14	AJ Hamilton, DB
14	Ridge Jacobs, QB
15	Jayden Curry, DB
15	Gunnar Greenwald, TE
16	Ryan Bolduc, QB
16	Brock Nichols, DB
17	Blake Green, DT
18	Demarcus Gregory, WR
18	Jordan Smith, S
19	Jalen Herring, CB
19	Bryce Miller, WR
20	Demaurez Bellamy, LB
21	Brian Battie, RB
21	Jaelen Stokes, S
22	Mekhi LaPointe, DB
22	K'wan Powell, RB
23	Thad Mangum, DT
23	Holden Willis, WR
24	Mac Harris, DB
25	Lewai Mitchell, S
25	Kenny Scribner, P
26	Keyon Helton, LB
26	Yasias Young, RB
27	Jordan Blackmon, S
27	Leonard Parker, RB
28	Jarred Sackett, K
28	Dequan Stanley, CB
29	Brian Norris Jr., LB
30	Isaiah Cromarty, S
31	Jaedan Dunning, CB
32	CJ Ross, LB
32	Spencer Shrader, K
33	Timarcus Simpson, CB

2021 USF FOOTBALL ALPHABETICAL ROSTER

No.	Name	Pos.	Ht.	Wt.	Class/Elig.	Hometown (Previous Schools)
86	Flaubert Akepeu	TE	6-5	254	So./Fr.	Valrico, Fla. (Grace Christian HS)
54	Amer Amer	LB	6-1	226	Fr./Fr.	Winter Garden, Fla. (Windermere HS)
38	Sean Atkins	WR	5-10	175	So./Fr.	Viera, Fla. (Viera HS)
93	Tyrone Barber	DE	6-3	257	Jr./Jr.	Venice, Fla. (Venice HS)
21	Brian Battie	RB	5-8	165	Fr./Fr.	Sarasota, Fla. (Sarasota HS)
48	Andrew Beardall	LS	6-0	210	Jr./So.	Merritt Island, Fla. (Merritt Island HS)
20	Demaurez Bellamy	LB	5-10	228	So./So.	Deland, Fla. (Deland HS)
50	Bryce Bernard	LS	6-2	211	Fr./Fr.	Neptune Beach, Fla. (Fletcher HS)
83	Logan Berryhill	WR	6-4	182	So./Fr.	Kingsland, Ga. (Camden County HS)
72	Cole Best	OL	6-4	301	Fr./Fr.	Winter Park, Fla. (Trinity Prep)
68	Remy Bikowski	OL	6-4	302	So./So.	Woodstock, Ontario, Canada (St. Mary's HS/Fork Union Acad./Temple)
27	Jordan Blackmon	S	5-10	150	Fr./Fr.	Melbourne, Fla. (Eau Gallie HS)
57	Joshua Blanchard	OL	6-3	301	So./Fr.	Miami, Fla. (Norland HS)
11	Dwayne Boyles Jr.	LB	6-3	228	Jr./Jr.	Miami, Fla. (Miami Central HS)
89	Mitchell Brinkman	TE	6-4	256	Gr./Sr.	Council Bluffs, Iowa (Lewis Central HS/Northern Illinois)
7	Sincere Brown	WR	6-5	177	Fr./Fr.	Charleston, S.C. (First Baptist School)
16	Ryan Bolduc	QB	6-1	197	Fr./Fr.	Sarasota, Fla. (Cardinal Mooney HS)
47	Le'Vontae Camiel	DE	6-1	235	Fr./Fr.	Lake City, Fla. (Columbia HS)
39	John Cannon	K	5-9	166	Fr./Fr.	Fort Lauderdale, Fla. (University HS)
88	Chris Carter	TE	6-4	238	Jr./So.	Homestead, Fla. (South Dade HS)
74	Brad Cecil	OL	6-4	302	Jr./Jr.	Jacksonville, Fla. (Bartram Trail HS)
38	Randal Copeland	LB	6-0	212	Jr./So.	Havana, Fla. (Gadsden County HS)
53	Drew Cornelius	OL	6-5	287	Fr./Fr.	Franklin, Ga. (Heard County HS)
30	Isaiah Cromarty	S	6-1	180	Sr./Jr.	Aluchua, Fla. (Santa Fe HS/Webber International)
82	Michael Cucci	WR	6-4	170	Fr./Fr.	Bradenton, Fla. (Lakewood Ranch HS)
15	Jayden Curry	S	5-11	195	So./Fr.	Virginia Beach, Va. (IMG Academy)
3	Vincent Davis	DB	5-11	190	Jr./Jr.	Jacksonville, Fla. (Robert E. Lee HS)
4	Omarion Dollison	WR	5-9	183	Fr./Fr.	Columbia, S.C./Gray Collegiate Academy
31	Jaedan Dunning	CB	6-1	170	Fr./Fr.	Tampa, Fla. (Tampa Bay Christian Academy)
0	Daquan Evans	CB	5-11	188	So./So.	Orlando, Fla. (Jones HS)
2	Darrian Felix	RB	5-11	190	Jr./Jr.	Fort Myers, Fla. (Fort Myers HS/Oregon)
6	Cade Fortin	QB	6-3	221	Gr./So.	Suwanee, Ga. (North Gwinnett HS/North Carolina)
97	Will Fowler	K	6-1	200	Fr./Fr.	Spartanburg, S.C. (Spartanburg HS)
45	Darrien Grant	DE	6-4	263	Gr./Jr.	Bradenton, Fla. (Southeast HS)
17	Blake Green	DT	6-1	276	Gr./Sr.	Bradenton, Fla. (Bradenton Southeast HS/NW Missouri St.)
34	Joshua Green	CB	5-10	190	Jr./Jr.	Palm Harbor, Fla. (East Lake HS/ Univ. of Pikeville)
71	Uriah Greene	OL	6-3	285	Fr./Fr.	Charlotte, N.C. (Mallard Creek HS)
15	Gunnar Greenwald	TE	6-4	238	Fr./Fr.	Satellite Beach, Fla. (Satellite HS)
18	Demarcus Gregory	WR	6-1	217	Sr./Jr.	Duncan, S.C. (Byrnes HS/Ole Miss)
56	Mack Gresham	LS	5-10	192	Fr./Fr.	Mt. Pleasant, S.C. (Wando HS)
5	Antonio Grier Jr.	LB	6-1	213	Jr./Jr.	Atlanta, Ga. (Mays HS)
79	Dustyn Hall	OL	6-3	305	So./Fr.	Punta Gorda, Fla. (Charlotte HS)
14	AJ Hamilton	CB	5-10	183	Fr./Fr.	Dunnellon, Fla. (Dunnellon HS)
41	Mychael Hamilton	RB	6-1	190	Jr./Jr.	New Port Richey, Fla. (JW Mitchell HS/Ellsworth CC/SW Oklahoma St.)
64	Demetris Harris	OL	6-3	309	Gr./Jr.	Jacksonville, Fla. (Robert E. Lee HS)
24	Mac Harris	LB	6-0	230	Fr./Fr.	The Villages, Fla. (The Villages Charter School)
85	Christian Helms	WR	6-2	195	So./Fr.	Seffner, Fla. (Seffner Christian HS)
26	Keyon Helton	LB	6-0	221	Jr./So.	Pensacola, Fla. (West Florida HS)
19	Jalen Herring	CB	5-11	172	Fr./Fr.	Tallahassee, Fla. (Lawton Chiles HS)
9	Davon Hicks	LB	6-0	218	Fr./Fr.	Vero Beach, Fla. (Vero Beach HS)
1	Matthew Hill	S	6-1	186	So./So.	Lawrenceville, Ga. (Brookwood HS/Auburn)
76	Jarrett Hoppie	OL	6-7	320	Gr./Sr.	Suffolk, Va. (Nansemond River HS/Virginia Tech)
5	Jimmy Horn Jr.	WR	5-9	170	Fr./Fr.	Sanford, Fla. (Seminole HS)
67	Demontrey Jacobs	OL	6-6	305	Sr./Jr.	Gonzales, La. (East Ascension HS/Grambling)
14	Ridge Jacobs	QB	6-1	190	Fr./Fr.	Jacksonville, Fla. (Atlantic Coast HS)
73	Donovan Jennings	OL	6-5	327	Jr./Jr.	Tampa, Fla. (Gaither HS)
58	Reggie Johnson II	LB	6-0	212	Fr./Fr.	Tampa, Fla. (Carrollwood Day HS)
3	Kelley Joiner Jr.	RB	5-9	186	So./So.	Clermont, Fla. (South Lake HS)
7	Will Jones II	S	5-9	182	So./Fr.	Mansfield, Texas (Summit HS/Kansas State)
10	Kevin Kegler	DT	6-2	303	Gr./Sr.	Madison, Fla. (Madison County HS)
75	Andrew Kilfoyl	OL	6-5	315	Fr./Fr.	Tampa, Fla. (Gaither HS)

2021 USF FOOTBALL ALPHABETICAL ROSTER

51	Stacy Kirby Jr.	DT	6-3	230	Jr./So.	Orlando, Fla. (Jones HS)
12	Ben Knox	CB	6-2	192	Fr./Fr.	DeLand, Fla. (DeLand HS)
61	Gannon Lanning	OL	6-7	303	Fr./Fr.	Spring Hill, Fla. (Springstead HS)
22	Mekhi LaPointe	S	6-2	197	Sr./Jr.	Seffner, Fla. (Armwood HS)
13	Tramel Logan	DE	6-2	232	Fr./Fr.	Miami, Fla. (Booker T. Washington HS)
60	Patrick Manconi	OL	6-3	302	Fr./Fr.	Tampa, Fla. (Middleton HS)
0	Jaren Mangham	RB	6-2	221	Jr./Jr.	Detroit, Mich. (Cass Tech HS/Colorado)
23	Thad Mangum	DT	6-2	275	Gr./Sr.	Piedmont, S.C. (Christ Church HS/Wofford Univ.)
12	Katravis Marsh	QB	6-5	226	Fr./Fr.	Hialeah, Fla. (Miami Central HS)
9	Timmy McClain	QB	6-1	196	Fr./Fr.	Sanford, Fla. (Seminole HS)
62	Matthew McDuffie	OL	6-5	318	Fr./Fr.	Glen Saint Mary, Fla. (Baker County HS)
19	Bryce Miller	WR	5-10	181	Gr./Jr.	St. Petersburg, Fla. (East Lake HS/Southeastern Univ.)
59	Andrew Mims	LB	6-1	222	Gr./Jr.	St. Johns, Fla. (Bartram Trail HS)
25	Lewai Mitchell	S	6-1	191	Fr./Fr.	Maitland, Fla. (Orangewood Christian HS)
44	Thomas Nance	TE	6-3	257	So./Fr.	Eagle Lake, Fla. (Lake Region HS)
37	Jamal Nash	LB	6-0	226	So./So.	Tampa, Fla. (Armwood HS/Dodge City CC)
6	Gabe Nealy	CB	6-4	187	Fr./Fr.	Miami, Fla. (Gulliver Prep HS)
16	Brock Nichols	S	6-0	197	Gr./Sr.	Naples, Fla. (Barron Collier HS/Delaware State)
29	Brian Norris Jr.	LB	6-2	225	Jr./So.	Chiefland, Fla. (Chiefland HS)
27	Leonard Parker	RB	5-11	235	So./Fr.	Tampa, Fla. (Plant HS)
63	Brock Parry	OL	6-3	297	So./Fr.	Coral Springs, Fla. (Florida Tech)
96	Kelvin Pinkney	DT	6-3	310	Gr./Sr.	Sarasota, Fla. (Booker HS)
22	K'wan Powell	RB	5-9	205	Fr./Fr.	Vernon, Fla. (Vernon HS)
80	Bailey Purcell	WR	5-11	177	Fr./Fr.	Seminole, Fla. (Seminole HS)
77	Cesar Reyes	OL	6-5	314	Fr./Fr.	Tampa, Fla. (Chamberlain HS)
81	Garret Reynolds	WR	6-1	186	Fr./Fr.	Lake Wales, Fla. (Lake Wales HS)
46	Dylan Ridolph	LB	6-0	225	Fr./Fr.	Wesley Chapel, Fla. (Wiregrass Ranch HS)
2	TJ Robinson	CB	6-3	198	So./Fr.	Riverview, Fla. (Riverview HS/Rutgers)
32	CJ Ross	LB	5-11	211	Fr./Fr.	Jacksonville, Fla. (Auburndale HS)
28	Jared Sackett	K	6-1	185	Sr./Jr.	Fort Worth, Texas (Timber Creek HS/UTSA/Arkansas)
70	Sebastian Sainterling	OL	6-2	362	Jr./So.	Hollywood, Fla. (Chaminade-Madonna HS)
25	Kenny Scribner	P	5-11	222	So./Fr.	Punta Gorda, Fla. (Charlotte HS)
98	De'Juan Sease	DT	6-2	290	Jr./Jr.	Bamberg, S.C. (Bamberg-Ehrhardt HS/Allen University)
32	Spencer Shrader	K	6-2	186	So./So.	Lithia, Fla. (Newsome HS)
33	Timarcus Simpson	CB	5-11	190	Jr./Jr.	Tampa, Fla. (Sickles HS/Eastern Michigan)
55	Colby Smith	DT	6-3	269	Fr./Fr.	Neptune Beach, Fla. (Fletcher HS)
18	Jordan Smith	S	6-1	180	Fr./Fr.	Lake City, Fla. (Columbia HS)
28	Dequan Stanley	CB	5-10	173	Fr./Fr.	St. Augustine, Fla. (St. Augustine HS)
42	Jamari Stewart	DE	6-4	220	So./Fr.	Port St. Lucie, Fla. (Centennial HS/Mississippi State)
36	Andrew Stokes	P	6-5	228	Fr./Fr.	Perth, Australia (ProKick)
21	Jaelen Stokes	S	6-1	190	Fr./Fr.	Auburndale, Fla. (Auburndale HS)
94	Keeon Terrell	DE	6-3	240	Fr./Fr.	Fort Myers, Fla. (Fort Myers HS)
11	Yusuf Terry	WR	6-3	191	Jr./So.	Philadelphia, Pa. (Imhotep Charter HS/Baylor)
99	Ryan Thaxton	DE	6-4	230	Sr./Jr.	Alexandria, Va. (St. Stephen's & St. Agnes HS/Fort Scott CC/Tennessee)
8	Christopher Townsel	S	6-2	190	Fr./Fr.	Deerfield Beach, Fla. (Deerfield Beach HS)
13	Nickolas Tshivuadi	WR	6-4	185	Fr./Fr.	Clearwater, Fla. (Clearwater Academy International)
43	La'Javier Turner	S	5-11	203	Fr./Fr.	Havana, Fla. (Gadsden County HS)
78	Alec Valet	OL	6-3	265	So./Fr.	Titusville, Fla. (Astronaut HS/Jacksonville Univ.)
40	Jason Vaughn	DE	6-5	252	So./So.	Miami, Fla. (Advance Prep Acad.)
10	Xavier Weaver	WR	6-1	178	So./So.	Orlando, Fla. (Orlando Christian Prep)
52	Michael Wiggs	OL	6-3	306	Sr./Sr.	Lakeland, Fla. (Lake Gibson HS)
4	Christian Williams	CB	6-1	195	So./So.	Daphne, Ala. (Daphne HS/Miami)
1	Jarren Williams	QB	6-3	210	Jr./So.	Lawrenceville, Ga. (Central Gwinnett HS/Miami/Garden City CC)
8	Latrell Williams	WR	5-11	185	Gr./Jr.	Lake City, Fla. (Columbia HS/Independence CC/Tennessee)
23	Holden Willis	WR	6-4	201	Fr./Fr.	Greenback, Tenn. (Greenback School)
91	Rashawn Yates	DE	6-3	280	Jr./Jr.	Port St. Lucie, Fla. (Treasure Coast HS)
26	Yasias Young	RB	5-9	185	Fr./Fr.	Fort Myers, Fla. (Fort Myers HS)

NUMERICAL

34	Joshua Green, DB
36	Andrew Stokes, P
38	Sean Atkins, WR
38	Randal Copeland, LB
39	John Cannon, K
40	Jason Vaughn, DE
41	Mychael Hamilton, RB
42	Jamari Stewart, DE
43	La'Javier Turner, DB
44	Thomas Nance, TE
45	Darrien Grant, DE
46	Dylan Ridolph, LB
47	Le'Vontae Camiel, DE
48	Andrew Beardall, LS
50	Bryce Bernard, LS
51	Stacy Kirby, DL
52	Michael Wiggs, OL
53	Drew Cornelius, OL
54	Amer Amer, LB
55	Colby Smith, DT
56	Mack Gresham, LS
57	Joshua Blanchard, OL
58	Reggie Johnson II, LB
59	Andrew Mims, LB
60	Patrick Manconi, OL
61	Gannon Lanning, OL
62	Matthew McDuffie, OL
63	Brock Parry, OL
64	Demetris Harris, OL
67	Demontrey Jacobs, OL
68	Remy Bikowski, OL
70	Sebastian Sainterling, OL
71	Uriah Greene, OL
72	Cole Best, OL
73	Donovan Jennings, OL
74	Brad Cecil, OL
75	Andrew Kilfoyl, OL
76	Jarrett Hoppie, OL
77	Cesar Reyes, OL
78	Alec Valet, OL
79	Dustyn Hall, OL
80	Bailey Purcell, WR
81	Garret Reynolds, WR
82	Michael Cucci, WR
83	Logan Berryhill, WR
85	Christian Helms, WR
86	Flaubert Akepeu, TE
88	Chris Carter, TE
89	Mitchell Brinkman, TE
91	Rashawn Yates, DL
93	Tyrone Barber, DL
94	Keeon Terrell, DE
96	Kelvin Pinkney, DL
97	Will Fowler, K
98	De'Juan Sease, DT
99	Ryan Thaxton, DE

USF FOOTBALL DEPTH CHART

(Game 5)

OFFENSE

POS	#	Name	Ht.	Wt.	Cl.
WR	10	Xavier Weaver	6-1	178	So.
	18	Demarcus Gregory (TR)	6-1	217	Jr.
TE	89	Mitchell Brinkman (TR)	6-4	256	Gr.
	88	Chris Carter	6-4	238	So.
RT	67	Demontrey Jacobs (TR)	6-6	305	Jr.
	77	Cesar Reyes (BA)	6-5	314	Fr.
RG	79	Dustyn Hall	6-3	305	Fr.
	52	Michael Wiggs (BA)	6-3	306	Sr.
C	74	Brad Cecil	6-4	302	Jr.
	70	Sebastian Sainterling	6-2	362	So.
LG	64	Demetris Harris	6-3	309	Jr.
	76	Jarrett Hopple (TR)	6-7	320	Gr.
LT	73	Donovan Jennings (BA)	6-5	327	Jr.
	57	Joshua Blanchard	6-3	301	Fr.
QB	9	Timmy McClain	6-1	196	Fr.
	6	Cade Fortin (TR)	6-3	221	So.
	12	Katravis Marsh	6-5	226	Fr.
	1	Jarren Williams	6-3	210	So.
HB	0	Jaren Mangham (TR)	6-2	221	Jr.
	21	Brian Battie (BA)	5-8	165	Fr.
	2	Darrian Felix (TR)	5-11	190	Jr.
	3	Kelley Joiner Jr.	5-9	186	So.
SLOT	19	Bryce Miller (BA) (TR)	5-10	181	Gr.
	38	Sean Atkins	5-10	175	Fr.
	5	Jimmy Horn Jr.	5-9	170	Fr.
WR	4	Omarion Dollison	5-9	183	Fr.
	11	Yusuf Terry (TR)	6-3	191	So.

SPECIALISTS

POS	#	Name	Ht.	Wt.	Cl.
P	36	Andrew Stokes	6-5	228	Fr.
	25	Kenny Scribner	5-11	222	Fr.
PK	32	Spencer Shrader (BA)	6-2	186	So.
	28	Jared Sackett (TR)	6-1	185	Jr.
H	25	Kenny Scribner	5-11	222	Fr.
	48	Andrew Beardall	6-0	210	So.
LS	48	Andrew Beardall (field goals)	6-0	210	So.
	56	Mack Gresham (punts)	5-10	192	Fr.
KO	32	Spencer Shrader (BA)	6-2	186	So.
	25	Kenny Scribner	5-11	222	Fr.

RETURNERS

KR	5	Jimmy Horn Jr.	5-9	170	Fr.
	21	Brian Battie (BA)	5-8	165	Fr.
	2	Darrian Felix (TR)	5-11	190	Jr.
PR	4	Omarion Dollison	5-9	183	Fr.
	10	Xavier Weaver	6-1	178	So.
	19	Bryce Miller (BA) (TR)	5-10	181	Gr.
	5	Jimmy Horn Jr.	5-9	170	Fr.

DEFENSE

POS	#	Name	Ht.	Wt.	Cl.
END	91	Rashawn Yates	6-3	280	Jr.
	45	Darrien Grant	6-4	263	Gr.
	99	Ryan Thaxton	6-4	230	Jr.
NOSE	17	Blake Green (BA) (TR)	6-1	276	Gr.
	96	Kelvin Pinkney (BA)	6-3	310	Gr.
	10	Kevin Kegler	6-2	303	Gr.
TACKLE	23	Thad Mangum (TR)	6-2	275	Gr.
	40	Jason Vaughn	6-5	252	So.
	13	Tramel Logan	6-2	232	Fr.
ALB	5	Antonio Grier Jr.	6-1	213	Jr.
	26	Keyon Helton	6-0	221	So.
MLB	20	Demaurez Bellamy	5-10	228	So.
	59	Andrew Mims	6-1	222	Gr.
	29	Brian Norris Jr.	6-2	225	So.
WLB	11	Dwayne Boyles Jr.	6-3	228	Jr.
	24	Mac Harris	6-0	230	Fr.
CB	0	Daquan Evans	5-11	188	So.
	19	Jalen Herring	5-11	172	Fr.
STAR	3	Vincent Davis	5-11	190	Jr.
	8	Christopher Townsel	6-2	190	Fr.
FS	22	Mekhi LaPointe (BA)	6-2	197	Jr.
	16	Brock Nichols (TR)	6-0	197	Gr.
SS	1	Matthew Hill (TR)	6-1	186	So.
	15	Jayden Curry	5-11	195	Fr.
CB	2	TJ Robinson (BA) (TR)	6-3	198	Fr.
	4	Christian Williams (TR)	6-1	195	So.

(TR) = TRANSFER

(BA) = NATIVE OF SEVEN-COUNTY TAMPA BAY AREA

PRONUNCIATION CHART

21	Brian Battie	Bat -TEE
41	DEMAUREZ Bellamy	Duh-MAR-ez
4	OMARION Dollison	OH-mar-EE-on
0	DAQUAN Evans	DAY-kwan
71	URIAH Greene	Yur-EYE-ah
64	DEMETRIS Harris	Duh-MEE-tris
26	KEYON Helton	KEY-on
9	DAVON Hicks	DAY-von
10	KELLEY Joiner	Kelly
12	KATRAVIS Marsh	Kuh-TREY-vus
22	MEKHI LaPointe	mah-KYE (sounds like: eye)
13	TRAMEL Logan	TRUH-mel
26	YASIAS Young	YUH-sigh-US

CAREER STARTS CHART

	2021	2020	2019	2018	CAREER
Demetris Harris (OL)	4	6	12	11	33
Brad Cecil (OL)	4	7	12	7	30
Donovan Jennings (OL)	4	7	8	4	23
Dwayne Boyles (LB)	4	6	11	2	23
Rashawn Yates (DT)	2	9	6	2	19
Bryce Miller (WR)	3	9	7	-	19
Michael Wiggs (OL)	3	8	-	6	17
Kevin Kiegler (DT)	-	-	6	10	16
Blake Green (DT)	3	8	5	-	16
Antonio Grier (LB)	4	7	6	-	16
Mekhi LaPointe (SS)	3	6	-	4	13
Thad Mangum (DT)	4	8	-	-	12
Vincent Davis (CB)	2	6	1	3	12
Mitchell Brinkman (TE)	4	7	-	-	11
Latrell Williams (WR)	3	7	-	-	10
Kelvin Pinkney (DT)	-	1	3	5	9
Kelley Joiner (RB)	-	7	2	-	9
Demaurez Bellamy (LB)	2	5	1	-	8
Joshua Blanchard (OL)	-	7	-	-	7
Jarrett Hoppie (OL)	-	4	2	-	6
Andrew Mims (LB)	1	5	-	-	6
Cade Fortin (QB)	2	-	-	4 (NC)	6
Demontrey Jacobs (OL)	4	2	-	-	6
Xavier Weaver (WR)	4	2	-	-	6
Dustyn Hall (OL)	1	4	-	-	5
Daquan Evans (DB)	4	1	-	-	5
Darrien Grant (DE)	3	2	-	-	5
Chris Townsel (DB)	-	5	-	-	5
Jason Vaughn (DE)	3	1	-	-	4
Matthew Hill (S)	4	-	-	-	4
Mac Harris (S)	-	2	-	-	2
Darrian Felix (RB)	2	-	-	-	2
Timmy McClain (QB)	2	-	-	-	2
Brock Nichols (DB)	1	1	-	-	2
TJ Robinson (DB)	2	-	-	-	2
Christian Williams (DB)	2	-	-	-	2
Tyrone Barber (DE)	-	-	1	-	1
Chris Carter (TE)	-	1	-	-	1
Jaren Mangham (RB)	1	-	-	-	1
Brian Battie (RB)	1	-	-	-	1
Omarion Dollison (WR)	1	-	-	-	1
Sean Atkins (WR)	1	-	-	-	1
Katravis Marsh (QB)	-	1	-	-	1
Brian Norris (LB)	1	-	-	-	1

GAME-BY-GAME LEADERS

GAME	RUSHING	PASSING (C-A-YD-INT-TD)	CATCHES	REC YARDS	TACKLES
@NC State	Mangham (5-26-0)	McClain (7-13-126-2-0)	Five (2)	Weaver (73)	Mims (14)
vs. Florida	Felix (13-42-0)	Fortin (12-18-91-1-0)	Williams (4)	Weaver (68)	Davis (8)
vs. FAMU	Battie (10-110-0)	McClain (12-23-163-0-1)	Weaver (5)	Weaver (77)	Hill (8)
at BYU	Mangham (26-86-2)	McClain (17-24-186-0-0)	Weaver (5)	Weaver (76)	Evans (8)

FIELD GOALS

Field Goals	fg	pct.	01-19	20-29	30-39	40-49	50-99	lg	blk
Jared Sackett	-	-	-	-	-	-	-	-	-
Spencer Shrader	5-5	100%	-	2-2	1-1	2-2	-	49	-

FG Sequence	USF	Opponents
at NC State	-	34
FLORIDA	25, 32	-
FAMU	49	49, (45), (45)
at BYU	29, 42	(22 *blocked)
<i>(missed)</i>		

2021 USF GAME-BY-GAME STARTERS

OFFENSE

GAME	LT	LG	C	RG	RT	TE	QB	HB	Slot	WR	WR
at NC State	Jennings	Harris	Cecil	Wiggs	Jacobs	Brinkman	Fortin	Felix	Miller	L. Williams	Weaver
vs. Florida	Jennings	Harris	Cecil	Wiggs	Jacobs	Brinkman	Fortin	Felix	Miller	L. Williams	Weaver
vs. FAMU	Jennings	Harris	Cecil	Wiggs	Jacobs	Brinkman	McClain	Mangham	Miller	L. Williams	Weaver
at BYU	Jennings	Harris	Cecil	Hall	Jacobs	Brinkman	McClain	Battie	Atkins	Dollison	Weaver

**Started four wide receivers

***Started two tight ends

DEFENSE

GAME	END	NOSE	TACKLE	ALB	WLB	MLB	CB	Star	SS	FS	CB
at NC State	Yates	Green	Mangum	Grier	Boyles	Mims	Evans	Davis	Hill	LaPointe	C. Williams
vs. Florida	Yates	Green	Mangum	Grier	Boyles	Mims	Evans	Davis	Hill	LaPointe	C. Williams
vs. FAMU	Grant	Green	Mangum	Grier	Boyles	Bellamy	Evans	Vaughn**	Hill	Nichols	Robinson
at BYU	Grant	Green	Mangum	Grier	Boyles	Bellamy	Evans	Vaughn**	Hill	LaPointe	Robinson

* Started Six Defensive Backs

** Started Four Defensive Linemen

TURNOVERS FORCED

TEAM	INT	FUMBLE	DEF TD	TOTAL
USF	3	1	-	4
Opponents	4	2	-	6

USF CAUSED: 4

OPP CAUSED: 6

USF POINTS OFF TO: 10

OPP POINTS OFF TO: 28

USF DEFENSIVE TD's: 0

OPP DEFENSIVE TD's: 0

USF TURNOVERS FORCED

QT	Play	Ball On	Result
AT NC STATE (1)			
2nd	INT: Matthew Hill of Devin Leary	USF35	Punt

FLORIDA (2)

3rd	INT: Mekhi LaPointe of Emory Jones	UF10	Field Goal
3rd	INT: Brock Nichols of Emory Jones	UF43	Touchdown

FLORIDA A&M (1)

3rd	FUM: Recovered by Kevin Kegler	FAMU44	Punt
-----	--------------------------------	--------	------

BYU (0)

NA

OPPONENT TURNOVERS FORCED

QT	Play	Ball On	Result
AT NC STATE (3)			
2nd	INT: McClain by Drake Thomas	NCS07	end of half
3rd	INT: McClain by Cyrus Fagan	NCS26	Touchdown
4th	INT: Fortin by Tanner Ingle	NCS45	Touchdown

FLORIDA (1)

2nd	INT: Fortin by Kaiir Elam	FL49	Touchdown
-----	---------------------------	------	-----------

FLORIDA A&M (1)

2nd	FUM: Fumble by McClain	FAMU5	Punt
-----	------------------------	-------	------

BYU (1)

1st	FUM: Fumble by McClain	USF34	Touchdown
-----	------------------------	-------	-----------

USF DRIVE CHART

DISPLAYED USF/OPPONENT	Possessions	TDs	FGs Made	FGs Missed	Fumble	Int.	Safety	Punt	Turnover on Downs	End of Half	End of Game	70+ yard Drives	3 and Out
@NC State	12/13	0/6	0/1	0/0	0/0	1/3	0/0	8/3	1/0	0/1	0/1	1/4	6/1
vs. Florida	14/15	2/6	2/0	0/0	0/0	2/1	0/0	7/3	2/2	0/1	0/1	1/3	4/4
vs. Florida A&M	14/15	5/2	1/1	0/2	1/1	0/0	0/0	6/5	1/3	0/0	0/1	3/1	4/5
@BYU	8/8	3/5	2/0	0/1	2/2	0/0	0/0	2/1	0/0	0/1	0/1	2/3	2/0
TOTALS	48/51	10/19	5/2	0/3	3/3	3/4	0/0	23/12	4/5	0/3	0/4	7/11	16/10

USF SCORING DRIVES

QT When Score Play DRIVE

at NC STATE (0 TD & 0 FG)

None

FLORIDA (2 TD & 2 FG)

1st.....4:45.....3-7..... Shrader FG 17 plays-75 yards, TOP 6:06
 3rd9:18.....6-35..... Shrader FG 4 plays- 4 yards, TOP 1:04
 3rd4:41.....13-35..... Mangham TD Run 5 plays-43 yards, TOP 1:31
 4th.....4:22.....20-42..... Mangham TD Run 5 plays-27 yards, TOP 1:46

FLORIDA A&M (5 TD & 1 FG)

1st.....9:39.....3-0..... Shrader FG 4 plays-5 yards, TOP 1:26
 1st.....3:43.....10-3..... Mangham TD Run 8 plays-75 yards, TOP 3:44
 2nd.....13:47.....17-3..... McClain to Weaver TD 10 plays-49 yards, TOP 3:23
 2nd.....3:31.....24-3..... Mangham TD Run 7 plays-26 yards, TOP 2:25
 3rd2:02.....31-10..... Mangham TD Run 6 plays-87 yards, TOP 2:43
 4th.....00:18.....38-17..... Young TD Run 4 plays-14 yards, TOP 1:55

at BYU (3 TD & 2 FG)

2nd.....12:41.....3-21..... Shrader FG 13 plays-69 yards, TOP 6:35
 2nd.....4:57.....6-21..... Shrader FG 12 plays-62 yards, TOP 5:07
 3rd7:25.....13-28..... Weaver TD Run 14 plays-75 yards, TOP 7:35
 3rd3:03.....20-35..... Mangham TD Run 6 plays-54 yards, TOP 2:30
 4th.....5:41.....27-35..... Mangham TD Run 19 plays-94 yards, TOP 9:05

SCORING DRIVES 3:00 OR LESS: 3 (3 TD; - FG)
SCORING DRIVES 2:00 OR LESS: 5 (3 TD; 2 FG)
SCORING DRIVES 1:00 OR LESS: 0 (- TD; - FG)

LONG DRIVES:

Longest by PLAYS:

19 plays (19 plays; 94 yards; 9:05, TD, at BYU) - McClain QB

Longest by YARDS:

94 Yards (19 plays; 94 yards; 9:05, TD, at BYU) - McClain QB

Longest by TIME:

9:05 (19 plays; 94 yards; 9:05, TD, at BYU) - McClain QB

DEFENSE/SPECIAL TEAMS TOUCHDOWNS: 0
DEFENSIVE SCORING PLAYS

-

2021 GAME-BY-GAME TEAM STATISTICS

GAME	FINAL SCORE	QUARTERS					1st DOWNS			RUSHING			PASSING			TOT OFF			PUNTS			PENALTY			3RD 4TH RED			SACKS		FIELD		POSSESSION TIME				
		1	2	3	4	OT	R-P-PE	TOT	NO-YDS-TD	C-A-I	YDS	TD	YDS	NO-AVG	FUM-FL	NO-YDS	DNS	DNS	ZONE	NO-YDS	GOALS	1	2	3	4	TOT										
USF	0	0	0	0	0	-	7-6-2	15	32-104-0	14-33	167	0	271	8-45.1	2-0	6-70	3-16	0-1	0-2	1-7	0-0	6:16	8:43	8:01	7:48	30:48										
at NC State	45	10	14	14	7	-	11-13-3	27	40-293-4	17-26	232	2	525	3-42.7	0-0	3-25	8-13	1-1	5-5	0-0	1-1	8:44	6:17	6:59	7:12	29:12										
USF	20	3	0	10	7	-	8-9-3	20	41-95-2	17-30-1	188	2	283	7-39.7	2-0	2-30	5-17	0-2	4-4	1-8	2-2	11:12	5:35	6:15	6:16	29:18										
FLORIDA	42	14	21	0	7	-	13-12-1	26	44-363-3	17-25-2	303	6	666	3-45.7	0-0	4-45	4-12	1-3	1-2	1-5	0-0	3:48	9:25	8:45	8:44	30:42										
USF	38	10	14	7	7	-	10-8-0	18	46-241-4	12-26-0	163	5	404	6-36.8	3-1	5-55	6-15	0-1	5-6	1-2	1-1	10:18	7:42	6:00	6:22	30:22										
FLORIDAA&M	17	3	0	7	7	-	5-14-1	20	29-132-1	25-49-0	248	2	380	5-38.4	4-1	8-50	5-16	1-4	1-2	2-18	1-3	4:42	7:18	9:00	8:38	29:38										
USF	27	0	6	14	7	-	13-8-2	23	48-181-3	17-24-0	186	3	367	2-48.0	2-1	4-30	6-15	4-5	4-4	0-0	2-2	7:48	8:32	10:12	9:05	35:37										
BYU	35	21	7	7	0	-	9-11-1	21	25-138-2	20-25-0	305	5	443	1-53	2-1	5-49	2-7	2-2	4-5	1-1	0-1	7:12	6:28	4:48	5:55	24:23										

USF EXPLOSIVE PLAYS (20+ YARDS)

	15-20	20-29	30-39	40-49	50-59	60-69	70-79	80-89	90-99	TOTAL
RUSHING										
Timmy McClain	-	1	-	-	-	-	-	-	-	1
Jaren Mangham	1	-	-	-	-	-	-	-	-	1
Darrian Felix	1	-	-	-	-	-	-	-	-	1
Brian Battie	-	-	-	1	-	-	-	-	-	1
Kelly Joiner	-	-	-	-	-	-	-	-	-	-
Cade Fortin	-	-	-	-	-	-	-	-	-	-
TOTALS	2	-	-	-	-	-	-	-	-	4
RECEIVING										
Xavier Weaver	2	3	1	2	-	-	-	-	-	8
Mitch Brinkman	-	-	1	-	-	-	-	-	-	1
Brian Battie	-	1	-	-	-	-	-	-	-	1
Latrell Williams	-	-	-	1	-	-	-	-	-	1
Omarion Dollison	1	-	-	-	-	-	-	-	-	1
Sean Atkins	-	1	-	-	-	-	-	-	-	1
Kelley Joiner	-	-	-	-	-	-	-	-	-	-
Bryce Miller	-	-	-	-	-	-	-	-	-	-
TOTALS	1	4	1	2	-	-	-	-	-	12
PASSING										
Timmy McClain	1	3	2	3	-	-	-	-	-	9
Cade Fortin	1	2	-	-	-	-	-	-	-	3
TOTALS	1	3	1	1	-	-	-	-	-	12

COMBINED EXPLOSIVE PLAYS

Timmy McClain: 10 (9 passing, 1 rushing)
 Xavier Weaver: 8 (8 receiving)
 Cade Fortin: 3 (3 passing)
 Brian Battie: 2 (1 receiving, 1 rushing)
 Jaren Mangham: 1 (1 rushing)
 Darrian Felix: 1 (1 rushing)

Mitchell Brinkman: 1 (1 receiving)
 Latrel Williams - 1 (1 receiving)
 Omarion Dollison - 1 (1 receiving)
 Sean Atkins - 1 (1 receiving)

USF EXPLOSIVE PLAYS (15+ YARDS)

EXPLOSIVE PLAY BREAKDOWN

USF TOTAL (Run & Pass): 18 (7 RUN, 11 PASS)
USF GAME HIGH: 10 (5 RUN; 5 PASS) vs. FAMU
OPP. GAME HIGH: 12 (6 RUN; 6 PASS) vs. FLORIDA

USF

Long Pass: 44, McClain to Weaver (2x), last vs. Florida
Long Run: 42, Brian Battie vs. FAMU
Long Punt Return: 45, Xavier Weaver, vs. Florida
Long Kickoff Return: 33, Brian Battie, at NC State
Long INT Return: 50, Mekhi LaPointel, vs. Florida

OPPONENT

Long Pass: 75, A. Richardson to J. Copeland, vs. Florida
Long Run: 80, Anthony Richardson, vs. Florida
Long Def: -

AT NC STATE (6)

1st 16RUNDarrian Felix..... at NC State
 2nd 44PASS...McClain to Weaver..... at NC State
 3rd 29PASS...McClain to Weaver..... at NC State
 3rd 31PASS...McClain to Brinkman..... at NC State
 4th 17RUNJaren Mangham..... at NC State
 4th 20PASS...Fortin to Battie..... at NC State

FLORIDA (4)

1st 16PASS...Fortin to Dollison vs. Florida
 1st 24PASS...Fortin to Weaver..... vs. Florida
 3rd 23PASS...McClain to Atkins..... vs. Florida
 4th 44PASS...McClain to Weaver..... vs. Florida

FLORIDA A&M (10)

1st 27RUNTimmy McClain vs. FAMU
 1st 31PASS...McClain to Weaver..... vs. FAMU
 1st 17RUNBrian Battie..... vs. FAMU
 1st 40PASS...McClain to L. Williams..... vs. FAMU
 3rd 17PASS...McClain to Weaver..... vs. FAMU
 3rd 15RUNBrian Battie..... vs. FAMU
 3rd 15PASS...McClain to Brinkman..... vs. FAMU
 3rd 42RUNBrian Battie..... vs. FAMU
 3rd 15PASS...McClain to Dollison vs. FAMU
 4th 18RUNBrian Battie..... vs. FAMU

AT BYU (7)

1st 20PASS...McClain to Weaver..... at BYU
 1st 18RUNTimmy McClain..... at BYU
 2nd 16RUNJaren Magham..... at BYU
 3rd 17PASS...McClain to Gregory..... at BYU
 3rd 26PASS...McClain to Weaver..... at BYU
 4th 17PASS...McClain to Gregory..... at BYU
 4th 17PASS...McClain to Weaver..... at BYU

AT SMU

-

TULSA

-

TEMPLE

-

AT ECU

-

HOUSTON

-

CINCINNATI

-

AT TULANE

-

AT UCF

-

EXPLOSIVE PLAYS BY LENGTH

▼ 50 + YARD PLAYS ▼

QT LENGTH.TYPE... PLAYER OPP

-

▼ LESS THAN 50 YARD PLAYS ▼

QT LENGTH.TYPE... PLAYER OPP

4th 44PASS...McClain to Weaver..... vs. Florida
 2nd 44PASS...McClain to Weaver..... at NC State
 3rd 42RUNBrian Battie..... vs. FAMU
 1st 40PASS...McClain to L. Williams..... vs. FAMU
 1st 31PASS...McClain to Weaver..... vs. FAMU
 3rd 31PASS...McClain to Brinkman..... at NC State
 3rd 29PASS...McClain to Weaver..... at NC State
 1st 27RUNTimmy McClain vs. FAMU
 1st 24PASS...Fortin to Weaver vs. Florida
 3rd 23PASS...McClain to Atkins..... vs. Florida
 4th 20PASS...Fortin to Battie..... at NC State
 4th 18RUNBrian Battie..... vs. FAMU
 1st 17RUNBrian Battie..... vs. FAMU
 3rd 17PASS...McClain to Weaver..... vs. FAMU
 4th 17RUNJaren Mangham at NC State
 1st 16RUNDarrian Felix..... at NC State
 1st 16PASS...Fortin to Dollison vs. Florida
 3rd 15RUNBrian Battie..... vs. FAMU
 3rd 15PASS...McClain to Brinkman..... vs. FAMU
 3rd 15PASS...McClain to Dollison vs. FAMU
 1st 20PASS...McClain to Weaver..... at BYU
 1st 18RUNTimmy McClain at BYU
 2nd 16RUNJaren Magham at BYU
 3rd 17PASS...McClain to Gregory..... at BYU
 3rd 26PASS...McClain to Weaver..... at BYU
 4th 17PASS...McClain to Gregory..... at BYU
 4th 17PASS...McClain to Weaver..... at BYU

▼ LONG PLAYS FOR TOUCHDOWNS

-

TOTAL 15+ FOR TD: 0
GAME HIGH 15+ YARD PLAYS FOR TD: 0

▼ 25+ YARD SPECIAL TEAMS & DEFENSIVE PLAYS ▼

3rd 50INT RETMekhi LaPointe vs. Florida
 4th 45PUNT RET..Xavier Weaver..... vs. Florida
 3rd 38INT RETBrock Nichols vs. Florida
 2nd 33KICK RET..Brian Battie..... at NC State
 2nd 29PUNT RET..Xavier Weaver..... vs. Florida A&M
 2nd 27INT RETMatthew Hill..... at NC State

2021 GAME-BY-GAME STATISTICS

GAME-BY-GAME PASSING

#6 CADE FORTIN

	COMP	ATT	INT	PCT	YDS	TD	LG SACK	EFF	TOT: YDS	TD	
AT NC STATE	7	20	1	.350	41	0	20	0	42.2	64	0
vs. Florida	12	18	1	.667	91	0	24	1	55.6	85	0

#9 TIMMY MCCLAIN

	COMP	ATT	INT	PCT	YDS	TD	LG SACK	EFF	TOT: YDS	TD	
AT NC STATE	7	13	2	.538	126	0	44	0	104.5	142	0
vs. Florida	4	10	0	.400	83	0	44	0	70.0	94	0
vs. Florida A&M	12	23	0	.522	163	1	40	2	89.6	214	1
at BYU	17	24	0	.708	186	0	26	1	93.4	241	0

#1 JARREN WILLIAMS

	COMP	ATT	INT	PCT	YDS	TD	LG SACK	EFF	TOT: YDS	TD

#12 KATRAVIS MARSH

	COMP	ATT	INT	PCT	YDS	TD	LG SACK	EFF	TOT: YDS	TD	
vs. Florida	1	1	0	100	14	0	14	0	118.8	14	0
vs. Florida	0	3	0	.000	0	0	0	0	39.6	0	0

2021 GAME-BY-GAME RUSHING (CARRIES-YARDS-TD)

PLAYER	@NC STATE	FLORIDA	FLORIDA A&M	@BYU	@SMU	TULSA	TEMPLE	@ECU	HOUSTON	CINC	@TULANE	@UCF
MANGHAM, Jaren	5-27-0	8-29-2	7-27-3	26-86-2								
BATTIE, Brian RB	5-8-0	7-25-0	10-110-0	2-2-0								
FELIX, Darrian RB	8-21-0	13-40-0	7-23-0	-								
JOINER, Kelley RB	3-19-0	3-10-0	3-20-0	4-28-0								
McCLAIN, Timmy QB	4-16-0	8-11-0	14-51-0	15-55-0								
FORTIN, Cade QB	5-23-0	2-(-6)-0	-	-								
DOLLISON, Omarion WR	1-(-4)-0	-	-	-								
HORN, Jimmy WR	1-(-5)-0	-	-	-								
MARSH, Katravis QB	-	-	1-(-4)-0	-								
WEAVER, Xavier WR	-	-	-	1-3-1								

2021 GAME-BY-GAME RECEIVING (CATCHES-YARDS-TD)

PLAYER	@NC STATE	FLORIDA	FLORIDA A&M	@BYU	@SMU	TULSA	TEMPLE	@ECU	HOUSTON	CINC	@TULANE	@UCF
WEAVER, Xavier WR	2-73-0	2-68-0	5-77-1	5-76-0								
WILLIAMS, Latrell WR	2-4-0	4-22-0	1-40-0	-								
BRINKMAN, Mitchell TE	2-35-0	1-14-0	1-15-0	-								
MILLER, Bryce WR	2-18-0	1-6-0	1-(-2)-0	-								
FELIX, Darrian RB	2-13-0	3-13-0	-	-								
BATTIE, Brian, RB	1-20-0	-	-	2-11-0								
DOLLISON, Omarion WR	1-10-0	3-27-0	1-15-0	3-21-0								
JOINER, Kelley, RB	1-2-0	-	-	1-6-0								
MANGHAM, Jaren, RB	1-1-0	-	-	1-14-0								
ATKINS, Sean, WR	-	2-34-0	-	1-4-0								
HORN JR., Jimmy WR	-	1-4-0	3-18-0	-								
GREGORY, Demarcus WR	-	-	-	4-54-0								

2021 GAME-BY-GAME SACKS

PLAYER	@NC STATE	FLORIDA	FLORIDA A&M	@BYU	@SMU	TULSA	TEMPLE	@ECU	HOUSTON	CINC	@TULANE	@UCF
GREEN, Blake DT	1.5-9	-	1.0-8	0.5-1	-							
GRIER, Antonio LB	1.0-7	1.0-7	-	-	-							
VAUGHN, Jason DT	0.5-1	-	-	0.5-1	-							

GAME-BY-GAME TACKLES

Player	S-A	Total	NCSU	UF	FAMU	BYU
Daquan Evans	19-6	25	4-3	3-0	7-0	5-3
Andrew Mims	8-17	25	2-12	3-3	1-1	2-1
Dwayne Boyles	11-13	24	3-4	4-4	2-3	2-2
Matthew Hill	14-9	23	2-5	4-0	6-2	2-2
Antonio Grier	8-13	21	3-5	3-4	0-1	2-3
Vincent Davis	13-5	18	1-0	7-1	3-0	2-4
TJ Robinson	11-3	14	2-2	4-0	4-0	1-1
Thad Mangum	5-8	13	1-4	2-3	1-0	1-1
Damaurez Bellamy	8-3	11	DNP	3-0	4-1	1-2
Mekhi LaPointe	4-7	11	2-5	1-0	DNP	1-2
Brock Nichols	6-3	9	1-1	2-1	2-0	1-1
Blake Green	4-5	9	0-2	2-1	2-1	0-1
Jason Vaughn	5-1	6	DNP	-	3-1	2-0
Kevin Kegler	4-2	6	2-1	-	1-1	1-0
Darrien Grant	1-5	6	0-3	1-0	-	0-2
Jayden Curry	4-1	5	DNP	4-1	-	-
Christopher Townsel	0-4	4	0-4	-	-	-
Ryan Thaxton	2-1	3	-	-	1-1	1-0
Christian Williams	2-1	3	2-1	-	DNP	DNP
Tramel Logan	1-2	3	-	1-0	0-2	DNP
Rashawn Yates	0-3	3	0-1	0-1	0-1	-
Timarcus Simpson	2-0	2	-	-	1-0	1-0
Tyrone Barber	1-1	2	DNP	DNP	1-1	DNP
Jaelen Stokes	0-2	2	0-1	-	0-1	-
Brian Battie	1-0	1	-	-	-	1-0
Jalen Herring	1-0	1	-	-	DNP	1-0
Andrew Stokes	1-0	1	-	-	-	1-0
Mychael Hamilton	1-0	1	DNP	1-0	-	-
Ben Knox	1-0	1	DNP	1-0	DNP	DNP
Mack Gresham	1-0	1	-	-	1-0	-
Kelvin Pinkney	1-0	1	DNP	DNP	1-0	-
Brian Norris	0-1	1	-	0-1	DNP	-
Joshua Green	0-1	1	DNP	DNP	DNP	0-1
Logan Berryhill	0-1	1	DNP	-	0-1	-

GAME-BY-GAME TFL

PLAYER	@NC STATE	FLORIDA	FLORIDA A&M	@BYU	@SMU	TULSA	TEMPLE	@ECU	HOUSTON	CINC	@TULANE	@UCF
GREEN, Blake DT	2.5	-	2.0-9	0.5-1	-	-	-	-	-	-	-	-
BELLAMY, Damaurez LB	2.0	-	-	2.0-5	-	-	-	-	-	-	-	-
MANGUM, Thad DT	1.5	0.5-1	-	1.0-1	-	-	-	-	-	-	-	-
BOYLES, Dwayne LB	1.0	-	0.5-2	-	0.5-1	-	-	-	-	-	-	-
GRANT, Darrien DE	1.0	0.5-1	-	-	0.5-1	-	-	-	-	-	-	-
GRIER, Antonio LB	1.0	1-7.0	-	-	-	-	-	-	-	-	-	-
KEGLER, Kevin DT	0.5	0.5-1	-	-	-	-	-	-	-	-	-	-
YATES, Rashawn DT	0.5	0.5-0	-	-	-	-	-	-	-	-	-	-
NORRIS, Brian LB	0.5	-	0.5-3	-	-	-	-	-	-	-	-	-
VAUGHN, Jason DT	0.5	-	-	0.5-1	-	-	-	-	-	-	-	-

NCAA/CONFERENCE RANKINGS - TEAM

Statistic	National Conference		Value	National Leader	Value	Conference	
	Rank	Rank				Leader	Value
3rd Down Conversion Pct (130 ranked)	112	8	0.317	Coastal Carolina	0.606	UCF	0.474
3rd Down Conversion Pct Defense (130 ranked)	81	7	0.396	South Alabama	0.190	Houston	0.231
4th Down Conversion Pct (125 ranked)	91	10	0.444	6 teams tied	1.000	Cincinnati Tulsa	1.000 1.000
4th Down Conversion Pct Defense (121 ranked)	58	4	0.500	5 teams tied	0.000	SMU	0.143
Blocked Kicks (21 ranked)	21	2	1	Coastal Carolina	4	Houston	2
Blocked Kicks Allowed (128 ranked)	1	1	0	81 teams tied	0	8 teams tied	0
Blocked Punts (12 ranked)				Army West Point Old Dominion San Diego St.	3 3 3	Houston	2
Blocked Punts Allowed (130 ranked)	1	1	0	106 teams tied	0	10 teams tied	0
Completion Percentage (130 ranked)	115	10	0.531	Colorado St.	0.825	Houston	0.687
Defensive TDs (17 ranked)				Iowa Ohio St. Wyoming	3 3 3	Memphis Temple Tulane	2 2 2
Fewest Penalties (130 ranked)	12	2	17	Navy	9	Navy	9
Fewest Penalties Per Game (130 ranked)	9	2	4.25	Eastern Mich. Navy	3.00 3.00	Navy	3.00
Fewest Penalty Yards (130 ranked)	41	4	185	Navy	71	Navy	71
Fewest Penalty Yards Per Game (130 ranked)	34	2	46.25	Navy	23.67	Navy	23.67
First Downs Defense (130 ranked)	110	8	94	Wisconsin	31	Houston	48
First Downs Offense (130 ranked)	92	7	76	Fresno St.	128	SMU	107
Fumbles Lost (128 ranked)	42	4	2	13 teams tied	0	Houston UCF	0 0
Fumbles Recovered (89 ranked)	89	8	1	Louisiana Tech	7	Houston	4
Kickoff Return Defense (130 ranked)	39	4	18.00	North Carolina Penn St.	0.00 0.00	UCF	14.83
Kickoff Returns (127 ranked)	111	11	15.44	Boston College	61.00	Cincinnati	32.14
Net Punting (130 ranked)	98	8	37.35	Rutgers	48.31	Tulane	46.06
Passes Had Intercepted (130 ranked)	85	6	4	11 teams tied	0	Memphis	1
Passes Intercepted (104 ranked)	52	5	3	Kent St. Notre Dame Oregon	9 9 9	Cincinnati SMU	6 6
Passing Offense (130 ranked)	109	10	176.0	Virginia	430.5	SMU	317.5
Passing Yards Allowed (130 ranked)	111	7	272.0	Arizona St.	93.3	Temple	107.8
Passing Yards per Completion (130 ranked)	84	10	11.73	Army West Point	25.64	Memphis	16.25
Punt Return Defense (130 ranked)	105	9	12.83	Tulane	-9.00	Tulane	-9.00
Punt Returns (130 ranked)	19	3	15.50	Memphis	31.50	Memphis	31.50
Red Zone Defense (116 ranked)	56	6	0.786	South Alabama	0.444	Cincinnati	0.455
Red Zone Offense (130 ranked)	84	7	0.812	11 teams tied	1.000	Cincinnati Memphis	0.929 0.929
Rushing Defense (130 ranked)	122	11	231.5	Wisconsin	23.0	UCF	78.3
Rushing Offense (130 ranked)	78	8	155.2	Air Force	357.2	UCF	252.3
Sacks Allowed (130 ranked)	32	2	1.50	Buffalo SMU	0.00 0.00	SMU	0.00
Scoring Defense (130 ranked)	118	10	34.8	Georgia	5.8	Cincinnati	15.0
Scoring Offense (130 ranked)	106	10	21.2	Ole Miss	52.7	UCF	44.7
Tackles for Loss Allowed (130 ranked)	88	8	6.25	4 teams tied	2.25	SMU	3.00
Team Passing Efficiency (130 ranked)	121	10	101.27	Army West Point	266.04	SMU	179.92
Team Passing Efficiency Defense (130 ranked)	118	10	155.27	Georgia	73.46	Cincinnati	80.50
Team Sacks (130 ranked)	123	10	0.75	LSU	5.00	Houston	3.00
Team Tackles for Loss (130 ranked)	130	11	2.8	Auburn LSU	10.5 10.5	Tulane	8.0
Time of Possession (130 ranked)	34	3	31:31	Army West Point	40:29	Houston	32:56
Total Defense (130 ranked)	128	11	503.5	Georgia	181.8	Houston	244.8
Total Offense (130 ranked)	110	10	331.2	Ole Miss	635.3	UCF	553.3
Turnover Margin (130 ranked)	96	10	-0.50	Oregon	3.00	Cincinnati	1.33
Turnovers Gained (129 ranked)	84	7	4	Oregon	13	Cincinnati	9
Turnovers Lost (128 ranked)	76	7	6	BYU Michigan	0 0	UCF	3
Winning Percentage (124 ranked)	99	8	0.250	26 teams tied	1.000	Cincinnati SMU	1.000 1.000

NCAA/CONFERENCE RANKINGS - INDIVIDUAL

Statistic	Player	National Rank	Conference Rank	Value	National Leader	Value	Conference Leader	Value
All Purpose (200 ranked)	Xavier Weaver	96	11	97.50	Blake Corum, Michigan	180.75	Calvin Austin III, Memphis	165.75
Blocked Kicks (1 ranked)					5 players tied	2	Mannie Nunnery, Houston	2
Combined Kick Returns (200 ranked)	Brian Battie Xavier Weaver	74 89	12 13	105 93	Winston Wright, West Virginia	368	Jha'Quan Jackson, Tulane	355
Completion Percentage (119 ranked)	Timmy McClain	97	9	0.571	Grayson McCall, Coastal Carolina	0.767	Clayton Tune, Houston	0.714
Completions Per Game (99 ranked)					Will Rogers, Mississippi St.	42.25	Tanner Mordecai, SMU	24.50
Field Goal Percentage (99 ranked)	Spencer Shrader	1	1	1.000	19 players tied	1.000	Zack Long, Tulsa Spencer Shrader, South Fla.	1.000 1.000
Field Goals Per Game (120 ranked)	Spencer Shrader	39	3	1.25	Calum Sutherland, ULM	2.33	Joe Doyle, Memphis Zack Long, Tulsa	1.50 1.50
Forced Fumbles (85 ranked)					Mitchell Agude, UCLA Issiah Nixon, Texas St.	1.00 1.00	Michael McMorris, Navy	0.67
Fumbles Recovered (19 ranked)	Kevin Kegler	19	2	1	18 players tied	2	Darrian Beavers, Cincinnati	2
Interceptions Per Game (115 ranked)	Mekhi LaPointe Matthew Hill Brock Nichols	61 115 115	5 15 15	0.3 0.2 0.2	Jaylan Foster, South Carolina Verone McKinley III, Oregon	1.0 1.0	Ja'Quan McMillian, East Carolina	0.8
Kickoff Return TDs (2 ranked)					Jameson Williams, Alabama	2	Tre Tucker, Cincinnati	1
Kickoff Returns (56 ranked)	Brian Battie	37	6	21.0	Lideatrick Griffin, Mississippi St.	48.8	Tre Tucker, Cincinnati	33.8
Passes Defended (29 ranked)					Ja'Quan McMillian, East Carolina	3.0	Ja'Quan McMillian, East Carolina	3.0
Passing Efficiency (120 ranked)	Timmy McClain	93	8	123.1	Grayson McCall, Coastal Carolina	213.8	Tanner Mordecai, SMU	187.4
Passing TDs (84 ranked)					Tanner Mordecai, SMU	20	Tanner Mordecai, SMU	20
Passing Yards (129 ranked)	Timmy McClain	103	9	558	Jake Haener, Fresno St.	1,842	Tanner Mordecai, SMU	1,268
Passing Yards Per Game (130 ranked)	Timmy McClain	108	9	139.5	Brennan Armstrong, Virginia	426.2	Tanner Mordecai, SMU	317.0
Passing Yards per Completion (120 ranked)	Timmy McClain	24	3	13.95	K.J. Jefferson, Arkansas	18.35	Seth Henigan, Memphis	16.25
Points Responsible For (195 ranked)	Jaren Mangham	67	8	42	Tanner Mordecai, SMU	126	Tanner Mordecai, SMU	126
Points Responsible For Per Game (167 ranked)	Jaren Mangham	74	9	10.5	Tanner Mordecai, SMU	31.5	Tanner Mordecai, SMU	31.5
Punt Return TDs (2 ranked)					Marcus Jones, Houston	2	Marcus Jones, Houston	2
Punt Returns (71 ranked)	Xavier Weaver	8	2	15.5	Aron Cruickshank, Rutgers	21.3	Marcus Jones, Houston	17.2
Punting (94 ranked)	Andrew Stokes	68	8	41.6	Matt Araiza, San Diego St.	55.1	Ryan Wright, Tulane	48.0
Receiving TDs (73 ranked)					Jordan Addison, Pittsburgh Kayshon Boutte, LSU Jalen Cropper, Fresno St.	8 8 8	Calvin Austin III, Memphis	7
Receiving Yards (199 ranked)	Xavier Weaver	53	6	294	Drake London, Southern California	540	Calvin Austin III, Memphis	533
Receiving Yards Per Game (199 ranked)	Xavier Weaver	57	9	73.5	Drake London, Southern California	135.0	Calvin Austin III, Memphis	133.2
Receptions Per Game (190 ranked)	Xavier Weaver	190	14	3.5	Drake London, Southern California	9.8	Calvin Austin III, Memphis	6.8
Rush Yards Per Carry (163 ranked)	Jaren Mangham Timmy McClain	138 149	12 15	3.65 3.24	Tre Veyon Henderson, Ohio St.	9.54	Keaton Mitchell, East Carolina	7.82
Rushing TDs (67 ranked)	Jaren Mangham	5	1	7	4 players tied	8	Jaren Mangham, South Fla.	7
Rushing Yards (198 ranked)	Jaren Mangham	168	13	168	Kenneth Walker III, Michigan St.	554	Brandon Thomas, Memphis	494
Rushing Yards Per Game (200 ranked)	Jaren Mangham	180	16	42.0	Kenneth Walker III, Michigan St.	138.5	Brandon Thomas, Memphis	123.5
Sacks (134 ranked)					Ty Shelby, ULM	1.67	William Kwenkeu, Temple Darrian Beavers, Cincinnati	0.67 0.67
Scoring (146 ranked)	Jaren Mangham Spencer Shrader	15 137	3 11	10.5 6.2	Rasheen Ali, Marshall	15.0	Calvin Austin III, Memphis Jerome Ford, Cincinnati	12.0 12.0
Solo Tackles (32 ranked)					JL Skinner, Boise St.	8.8	JJ Russell, Memphis	7.5
Tackles For Loss (54 ranked)					Javon Solomon, Troy	2.4	Darius Hodges, Tulane Immanuel Hickman, East Carolina Diego Fagot, Navy	1.5 1.5 1.5
Total Interceptions (63 ranked)	Matthew Hill Mekhi LaPointe Brock Nichols	63 63 63	5 5 5	1 1 1	Jaylan Foster, South Carolina Verone McKinley III, Oregon	4 4	Ja'Quan McMillian, East Carolina	3
Total Offense (200 ranked)	Timmy McClain	95	9	172.8	Brennan Armstrong, Virginia	438.2	Tanner Mordecai, SMU	347.2
Total Points Scored (134 ranked)	Jaren Mangham Spencer Shrader	13 124	2 10	42 25	Rasheen Ali, Marshall	60	Calvin Austin III, Memphis	48
Total Tackles (484 ranked)	Daquan Evans Andrew Mims Dwayne Boyles Matthew Hill Antonio Grier Vincent Davis	179 179 208 251 334 484	14 14 19 24 33 48	6.2 6.2 6.0 5.8 5.2 4.5	JJ Russell, Memphis	11.8	JJ Russell, Memphis	11.8
Total Touchdowns (113 ranked)	Jaren Mangham	11	2	7	Rasheen Ali, Marshall	10	Calvin Austin III, Memphis	8
Yards per Pass Attempt (120 ranked)	Timmy McClain	51	6	7.97	Grayson McCall, Coastal Carolina	12.34	Seth Henigan, Memphis	9.92
Yards per Reception (199 ranked)	Xavier Weaver	18	3	21.00	Daewood Davis, Western Ky.	27.33	Tyler Scott, Cincinnati	24.57

WIDE RECEIVERS/TIGHT ENDS

#4 WR OMARION DOLLISON

Receptions.....6, vs. Tulsa (10/23/20)
 Receiving Yards.....64, at Temple (10/17/20)
 Long Reception.....51, vs. ECU (10/10/20)
 Receiving TDs.....1, at Houston (11/14/20)
 Rushes.....1, (2X), last at Temple (10/17/20)
 Rushing Yards.....19 vs. The Citadel (9/12/20)
 Long Rush.....19 vs. The Citadel (9/12/20)
 Punt Return Yards.....0, vs. The Citadel (9/12/20)
 Punt Return Average.....0, vs. The Citadel (9/12/20)
 Long Punt Return.....0, vs. The Citadel (9/12/20)
 Punt Return TDs.....1, vs. The Citadel (9/12/20)
 Long Kickoff Return.....19, at Houston (11/14/20)
 Kickoff Return Yards.....34, at Houston (11/14/20)
 Kickoff Return Average.....17.0, at Houston (11/14/20)

#5 WR JIMMY HORN JR.

Receptions.....3, vs. FAMU (9/18/21)
 Receiving Yards.....18, vs. FAMU (9/18/21)
 Long Reception.....8, vs. FAMU (9/18/21)

#7 WR SINCERE BROWN

Receptions.....1, vs. The Citadel (9/12/20)
 Receiving Yards.....19, vs. The Citadel (9/12/20)
 Long.....19, vs. The Citadel (9/12/20)

#8 WR LATRELL WILLIAMS

Receptions.....8, vs. ECU (10/10/20)
 Receiving Yards.....93, vs. ECU (10/10/20)
 Long Reception.....40, vs. FAMU (9/18/21)
 Receiving TDs.....0

#10 WR XAVIER WEAVER

Receptions.....5, (2x), last at BYU (9/25/21)
 Receiving Yards.....77, vs. FAMU (9/18/21)
 Long.....44, (2x), last vs. Florida (9/11/21)
 Rushes.....1, at BYU (9/25/21)
 Rushing Yards.....3, at BYU (9/25/21)
 Long Rush.....3, at BYU (9/25/21)
 Rushing TDs.....1, at BYU (9/25/21)

#11 WR YUSUF TERRY

Receptions.....6, vs. TCU (10/31/20)
 Receiving Yards.....69, vs. TCU (10/31/20)
 Long.....27, vs. TCU (10/31/20)

#18 WR DEMARCUS GREGORY

Receptions.....6, vs. Cal (9/21/19)
 Receiving Yards.....127, vs. Cal (9/21/19)
 Long.....41, vs. Cal (9/21/19)

#19 WR BRYCE MILLER

Receptions.....11, vs. UCF (11/27/20)
 Receiving Yards.....121, vs. UCF (11/27/20)
 Long.....37, vs. SMU (9/27/19)
 Receiving TD.....2X, last vs. UCF (11/27/20)
 Rushes.....1, vs. The Citadel (9/12/20)
 Rushing Yards.....4, vs. The Citadel (9/12/20)
 Long Rush.....4, vs. The Citadel (9/12/20)

#38 WR SEAN ATKINS

Receptions.....2, (2x), last vs. Florida (9/11/21)
 Receiving Yards.....34, vs. Florida (9/11/21)
 Long.....23, vs. Florida (9/11/21)
 Receiving TD.....0

#81 WR GARRET REYNOLDS

Receptions.....
 Receiving Yards.....
 Long Reception.....

#88 TE CHRIS CARTER

Receptions.....2, at Cincinnati (10/3/20)
 Receiving Yards.....12, at Houston (11/14/20)
 Long Reception.....12, at Houston (11/14/20)

#89 TE MITCHELL BRINKMAN

Receptions.....5, at Ohio (10/12/19)
 Receiving Yards.....100, at Ohio (10/12/19)
 Long Reception.....48, at Ohio (10/12/19)
 Receiving TDs.....1, (6X), last at Memphis (11/7/20)

QUARTERBACKS

#1 QB JARREN WILLIAMS

Completions.....30, at North Carolina (9/7/19)
 Attempts.....39, at North Carolina (9/7/19)
 Passing Yards.....313, vs. Florida State (11/2/19)
 Long Pass.....67, vs. Louisville (11/9/19)
 Passing TDs.....6, vs. Louisville (11/9/19)
 Rushes.....
 Rushing Yards.....
 Long Rush.....
 Rushing TDs.....
 Total Yards.....

#6 QB CADE FORTIN

Completions.....19, vs. NC State (11/24/18)
 Attempts.....40, vs. NC State (11/24/18)
 Passing Yards.....276, vs. NC State (11/24/18)
 Long Pass.....51, vs. NC State (11/24/18)
 Passing TDs.....1, vs. NC State (11/24/18)
 Rushes.....7, vs. NC State (11/24/18)
 Rushing Yards.....44, vs. Virginia Tech (10/13/18)
 Long Rush.....40, vs. Virginia Tech (10/13/18)
 Rushing TDs.....1, vs. NC State (11/24/18)
 Total Yards.....291, vs. NC State (11/24/18)

#9 QB TIMMY MCCLAIN

Completions.....17, at BYU (9/25/21)
 Attempts.....24, at BYU (9/25/21)
 Passing Yards.....186, at BYU (9/25/21)
 Long Pass.....44, (2x) last vs. Florida (9/11/21)
 Passing TDs.....1, vs. FAMU (9/18/21)
 Rushes.....15, at BYU (9/25/21)
 Rushing Yards.....55, at BYU (9/25/21)
 Long Rush.....27, vs. FAMU (9/18/21)
 Rushing TDs.....
 Total Yards.....241, at BYU (9/25/21)

#12 QB KATRAVIS MARSH

Completions.....6, at Cincinnati (10/3/20)
 Attempts.....13, at Cincinnati (10/3/20)
 Passing Yards.....39, at Cincinnati (10/3/20)
 Long Pass.....21, at Cincinnati (10/3/20)
 Passing TDs.....0
 Rushes.....2, at Houston (11/14/20)
 Rushing Yards.....2, at Cincinnati (10/3/20)
 Long Rush.....2, at Cincinnati (10/3/20)
 Rushing TDs.....0
 Total Yards.....41, at Cincinnati (10/3/20)

RUNNING BACKS

#0 RB JARREN MANGHAM

Rushes.....26, at BYU (9/25/21)
 Rushing Yards.....86, at BYU (9/25/21)
 Long Rush.....19, vs. Air Force (9/14/19)
 Rushings TDs.....3, vs. FAMU (9/18/21)
 Receptions.....1, (2x), last at BYU (9/25/21)
 Receiving Yards.....14, at BYU (9/25/21)
 Long Reception.....14, at BYU (9/25/21)

#2 RB DARRIAN FELIX

Rushes.....13, vs. Florida (9/11/21)
 Rushing Yards.....80, vs. Nevada (9/7/19)
 Long Rush.....62, vs. Nevada (9/7/19)
 Rushings TDs.....1, (3X), last vs. Nevada (9/7/19)
 Receptions.....3, vs. Florida (9/11/21)
 Receiving Yards.....30, at USC (11/2/19)
 Long Reception.....27, at USC (11/2/19)

#3 RB KELLEY JOINER

Rushes.....14, vs. UCF (11/27/20)
 Rushing Yards.....116, vs. UCF (11/27/20)
 Long Rush.....51, vs. SC State (9/14/19)
 Rushings TDs.....1, vs. The Citadel (9/12/20)
 Receptions.....3, (2X), last at Memphis (11/7/20)
 Receiving Yards.....78, at Memphis (11/7/20)
 Receiving TDs.....1, at Memphis (11/7/20)
 Long Reception.....75, at Memphis (11/7/20)

#21 RB BRIAN BATTIE

Rushes.....15, vs. UCF (11/27/20)
 Rushing Yards.....110, vs. FAMU (9/18/21)
 Long.....42, vs. FAMU (9/18/21)
 Rushing TD.....1, vs. UCF (11/27/20)
 Long Kickoff Return.....31, vs. UCF (11/27/20)
 Kickoff Return Yards.....53, vs. UCF (11/27/20)
 Kickoff Return Average.....26.5, vs. UCF (11/27/20)
 Receptions.....2, (2x), last at BYU (9/25/21)
 Receiving Yards.....27, at Houston (11/14/20)
 Long Reception.....16, at Houston (11/14/20)

#27 RB LEONARD PARKER

Rushes.....7, (2X), last at Houston (11/14/20)
 Rushing Yards.....51, at Cincinnati (10/3/20)
 Long.....27, at Cincinnati (10/3/20)
 Rushing TD.....1, (2X), last at Houston (11/14/20)
 Receptions.....1, at Memphis (11/7/20)
 Receiving Yards.....12, at Memphis (11/7/20)
 Long Reception.....12, at Memphis (11/7/20)

SPECIALISTS

#28 K JARED SACKETT

Field Goals.....3, (4X), last vs. Texas State (9/22/18)
 Long Field Goal.....51, vs. UTEP (9/29/18)
 Points.....14, vs. Texas State (9/23/17)
 PAT.....6, vs. Southern (9/16/17)
 FG Streak.....9, (9/16/18-10/14/18)

#32 K SPENCER SHRADER

Field Goals.....4, at Memphis (11/7/20)
 Long Field Goal.....49, (2x), last vs. FAMU (9/18/21)
 Points.....13, at Memphis (11/7/20)
 PAT.....6-of-6, at East Carolina (11/26/19)
 TD.....1, at UConn (10/5/19)
 Tackles.....1, vs. ECU (10/10/20)

#25 P KENNY SCRIBNER

Punts.....6, at Temple (10/17/20)
 Yards.....224, at Temple (10/17/20)
 Avg.....41.5, vs. ECU (10/10/20)
 Long.....59, at Temple (10/17/20)

#36 P ANDREW STOKES

Punts.....8, at NC State (9/2/21)
 Yards.....361, at NC State (9/2/21)
 Avg.....48.0, at BYU (9/25/21)
 Long.....66, at NC State (9/2/21)
 Inside 20.....1, at NC State (9/2/21)
 Tackles.....1, at BYU (9/25/21)

DEFENSIVE BACKS

#0 DB DAQUAN EVANS

Tackles.....8, at BYU (9/25/21)
INT.....1, (4X), at Memphis (11/7/20)
PBU.....1, (2x), last vs. Florida (9/11/21)

#1 DB MATTHEW HILL

Tackles.....8, vs. FAMU (9/18/21)
TFL.....-
Sacks.....-
INT.....1, at NC State (9/2/21)
PBU.....-
FF.....-
FR.....1, Alabama State (9/8/18)

#2 DB TJ ROBINSON

Tackles.....4, (2x), last vs. Florida (9/11/21)
TFL.....-
Sacks.....-
INT.....-
PBU.....1, vs. FAMU (9/18/21)
FF.....-

#3 DB VINCENT DAVIS

Tackles.....11, at Cincinnati (10/3/20)
TFLs.....1.0, (2X), last at UCF (11/29/19)
INT.....1, vs. South Carolina State (9/14/19)
PBU.....1, (several), last at NC State (9/2/21)
FF.....2, at UMass (10/6/18)
FR.....1, (2X), last vs. BYU (10/12/19)

#4 DB CHRISTIAN WILLIAMS

Tackles.....3, at NC State (9/2/21)
TFL.....-
Sacks.....-
INT.....-
PBU.....1, vs. Bethune-Cookman (9/14/19)
FR.....-

#7 DB WILL JONES

Tackles.....5, vs. TCU (10/10/20)
TFL.....-
Sacks.....-
INT.....1, vs. Arkansas State (9/12/20)
PBU.....-
FR.....-
Blocked Punt.....1, vs. Arkansas State (9/12/20)

#8 S CHRISTOPHER TOWNSEL

Tackles.....11, at Houston (11/14/20)
TFL.....1.0, (2x), last at Memphis (11/7/20)
INT.....1, at Cincinnati (10/3/20)
PBU.....1, at Memphis (11/7/20)

#15 S JAYDEN CURRY

Tackles.....5, vs. Florida (9/11/21)
PBU.....1, vs. Florida (9/11/21)

#16 DB BROCK NICHOLS

Tackles.....6, vs. ECU (10/10/20)
INT.....1, (3X), last vs. Florida (9/11/21)
FR.....1, vs. The Citadel (9/12/20)
PBU.....1, vs. Florida (9/11/21)

#19 DB JALEN HERRING

Tackles.....1, at BYU (9/25/21)
INT.....-
FR.....-

#21 DB JAELEN STOKES

Tackles.....1, (3x), last at BYU (9/25/21)
INT.....-
FR.....-

#22 DB MEKHI LaPOINTE

Tackles.....11, vs. UConn (10/20/18)
TFL.....2.0, at Tulsa (10/12/18)
INT.....1, (4X) last vs. Florida (9/11/21)
PBU.....1, (4X), last at Memphis (10/17/20)

#33 DB TIMARCUS SIMPSON

Tackles.....1, at BYU (9/25/21)

DEFENSIVE LINE

#10 DT KEVIN KEGLER

Tackles.....6, at Tulsa (10/12/18)
TLF.....2.5, at Georgia Tech (9/7/19)
Sacks.....1.5, at Illinois (9/15/18)
FR.....1, (2x), last vs. FAMU (9/18/21)

#13 DE TRAMEL LOGAN

Tackles.....2, vs. FAMU (9/18/21)
Sacks.....1.0, at Memphis (11/7/20)
TFL.....1.0, at Memphis (11/7/20)
PBU.....1
INT.....-
FR.....-

#17 DT BLAKE GREEN

Tackles.....5, vs. The Citadel (9/12/20)
TFL.....2.0, vs. Florida (9/11/21)
Sacks.....1.0, vs. Florida (9/11/21)
FR.....1, vs. FAMU (9/18/21)

#23 DT THAD MANGUM

Tackles.....7, (2X), last at Furman (10/13/18)
TLF.....2.0, at Gardner-Webb (9/29/18)
Sacks.....2.0, at Gardner-Webb (9/29/18)
FR.....1, (3X), last at Cincinnati (10/3/20)
FF.....1, at Notre Dame (9/19/20)

#40 DE JASON VAUGHN

Tackles.....6, at Notre Dame (9/19/20)
TFL.....1, (3X), last vs. Memphis (11/23/19)
Sacks.....0.5, vs. FAMU (9/18/21)

#45 DE DARRIEN GRANT

Tackles.....3 (2X), last at NC State (9/2/21)
TFLs.....1.0, vs. Temple (11/7/19)
Block FG.....1, at BYU (9/25/21)

#51 DE STACY KIRBY

Tackles.....3, at Navy (10/19/19)
TFL.....0.5, at Navy (10/19/19)
INT.....1, vs. SMU (9/28/19)

#91 DT RASHAWN YATES

Tackles.....5, at Cincinnati (10/3/20)
Sacks.....1.0, (5X), last vs. UCF (11/27/20)
TFL.....2.0, at Georgia Tech (9/7/19)
FF.....1, vs. The Citadel (9/12/20)
QBH.....1, at Houston (11/14/20)

#93 DT TYRONE BARBER

Tackles.....4, (4X), last vs. Temple (11/7/19)
TFL.....1, (3X), last vs. Temple (11/7/19)
Sacks.....1.0, (2X), last at Tulsa (10/12/18)

#96 DT KELVIN PINKNEY

Tackles.....6, (2x) last at Tulsa (10/12/18)
TFL.....1.5, at Illinois (9/15/18)
Sacks.....1.5, at Illinois (9/15/18)
Blocked Kick.....1 (PAT), at San Jose State (9/26/17)
PBU.....1, at Houston (11/14/20)

#99 DE RYAN THAXTON

Tackles.....3, vs. Wisconsin (8/30/19)
PBU.....1, vs. FAMU (9/18/21)

LINEBACKERS

#5 LB ANTONIO GRIER, JR.

Tackles.....11, at UCF (11/29/19)
TFL.....2.5, at UConn (10/5/19)
Sacks.....2.0, vs. BYU (10/12/19)
FF.....1, (3X) last vs. ECU (10/10/20)
FR.....1, at UMass (10/6/18)
PBU.....1, at East Carolina (10/26/19)
QBH.....1, at BYU (9/25/21)

#9 DAVON HICKS

Tackles.....0
TFL.....0
Sacks.....0
FR.....0
INT.....0

#11 LB DWAYNE BOYLES, JR.

Tackles.....13, vs. UCF (11/27/20)
Sack.....1, (2X), last vs. Temple (11/7/19)
TFL.....3.0, (2X) last vs. The Citadel (9/12/20)
INT.....1, vs. UCF (11/27/20)
PBU.....1, (7X), last vs. FAMU (9/18/21)
FR.....1, vs. Tulane (11/3/18)
Blocked Kick.....1 (FG), at Temple (10/17/20)

#20 LB DEMAUREZ BELLAMY

Tackles.....7, vs. SMU (9/28/19)
TFL.....2.0, vs. FAMU (9/18/21)
Sacks.....1.0, vs. South Carolina State (9/14/19)
FF.....1, at UConn (10/5/19)
PBU.....1, (4x), last vs. FAMU (9/18/21)
QBH.....1, (2X), last vs. FAMU (9/18/21)

#24 LB MAC HARRIS

Tackles.....8, at Cincinnati (10/3/20)
INT.....1, at Cincinnati (10/3/20)

#26 LB KEYON HELTON

Tackles.....2, at Cincinnati (10/3/20)
QBH.....1, at Houston (11/14/20)

#29 LB BRIAN NORRIS

Tackles.....11, at Cincinnati (10/3/20)
TFL.....1, vs. South Carolina State (9/14/19)
Sacks.....1.0, vs. South Carolina State (9/14/19)
FF.....1, vs. South Carolina State (9/14/19)

#38 LB RANDAL COPELAND

Tackles.....0
TFL.....0
Sacks.....0
FR.....0
INT.....0

#59 LB ANDREW MIMS

Tackles.....14, at NC State (9/2/21)
TFL.....1.0, (5X), last at Houston (11/14/20)
Sack.....1, 2X, last vs. UCF (11/27/20)
FF.....1, vs. South Carolina State (9/14/19)

THE LAST TIME - TEAM

	USF	OPPONENT
	RUSHING	
Team had 400-499 yards:	432, vs. Tulane, 11/3/18	434, at Navy, 10/19/10
Team had 300-399 yards:	302, vs. The Citadel, 9/12/20	363, vs. Florida, 9/11/21
Team had 200-299 yards:	241, vs. FAMU, 9/18/21	293, at NC State 9/2/21
Had 51-100 yards:	181, at BYU, 9/25/21	98, at Memphis, 11/7/20
Had less than 50 yards:	26, vs. Wisconsin, 8/30/19	-4, Temple, 9/21/17
Team had 70 or more attempts:	81, at Houston, 10/27/18	89, at Houston, 10/27/18
Team had 60 or more attempts:	63, Temple, 9/21/17	69, at Navy, 10/31/15
Team had 50-59 attempts:	55, at Tulane, 10/28/17	58, vs. Memphis, 11/23/19
Team had fewer than 25 attempts:	23, vs. Wisconsin, 8/30/19	15, Illinois, 9/15/17
Team had five or more rushing touchdowns:	5, at UMass 10/6/18	6, at Notre Dame, 9/19/20
Team had at least three rushing touchdowns:	3, at BYU, 9/25/21	3, vs. Florida, 9/11/21
Team had 0 rushing touchdowns:	at NC State, 9/2/21	at Memphis, 11/7/20
	PASSING	
Had 500+ yards passing:	503, at UCF, 11/24/17	
Had 400-499 yards passing:	404, vs. UCF, 11/27/20	437, at Memphis, 11/7/20
Had 300-399 yards passing:	306, vs. ECU, 10/10/20	305, at BYU, 9/25/21
Had less than 100 yards passing:	44, vs. Memphis, 11/23/19	84, vs. The Citadel, 9/12/20
Team had less than 50 yards passing:	44, vs. Memphis, 11/23/19	23, at Navy, 10/19/10
Had 50 or more attempts:	50, vs. Ball State, 9/10/11	50, at Memphis, 11/7/20
Had 40-49 attempts:	47, vs. UCF 11/27/20	49, vs. FAMU, 9/18/21
Had less than 20 attempts:	19, vs. Memphis, 11/23/19	18, vs. The Citadel, 9/12/20
Had less than 10 attempts:	Never (record-low 10 vs. Louisville, 9/24/05)	4, at Navy, 10/19/10
Had 30 or more completions:	32, vs. UCF, 11/27/20	30, at Memphis, 11/7/20
Had less than 10 completions:	6, vs. Memphis, 11/23/19	4, vs. The Citadel, 9/12/20
Team had less than five completions:	3, at Louisville, 10/22/04	4, vs. The Citadel, 9/12/20
Had five touchdown passes:	vs. Cincinnati, 11/20/15	at Houston, 10/27/18
Had four touchdown passes:	vs. UCF, 11/27/20	vs. UCF, 11/27/20
Had zero touchdown passes:	at BYU, 9/25/21	at Notre Dame, 9/19/20
Had five passes intercepted:	at Cincinnati, 10/3/20	at Syracuse, 10/3/09
Had four passes intercepted:	at Cincinnati, 10/3/20 (5)	Temple, 9/21/17
Had three passes intercepted:	at NC State, 9/2/21 (3)	at Cincinnati, 10/3/20
Did not throw an interception:	at BYU, 9/25/21	at BYU, 9/25/21
	TOTAL OFFENSE	
Had 700 or more yards:	745, vs. Florida A&M, 9/17/11	Never
Had 600 or more yards:	646, vs. UCF, 11/27/20	666, vs. Florida, 9/11/21
Had 500 or more yards:	646, vs. UCF, 11/27/20	525, at NC State, 9/2/21
Had 200 yards or less:	170, vs. Memphis, 11/23/19	182, Florida A&M, 9/5/15
Had 100 yards or less:	Never	85, vs. Temple 9/21/17
Ran 100 or more plays:	101, at San Jose State, 8/26/17	
Ran 90 or more plays:	93, vs. UCF, 11/27/20	96, vs. ECU, 9/22/18
Ran 85 or more plays:	93, vs. UCF, 11/27/20	89, vs. Memphis, 11/23/19
Ran 55 or fewer plays:	50, vs. Memphis, 11/23/19	55, Illinois, 9/15/17
	SCORING	
Scored 80 or more points:	80, vs. Kentucky Wesleyan, 9/6/97	Never
Scored 70-79 points:	70, vs. Florida A&M, 9/17/11	Never
Scored 60-69 points:	61, at ECU 9/30/17 (Road game Record)	Never
Scored 50-59 points:	55, vs. SC State, 9/14/19	58, vs. UCF, 11/27/20
Scored 40-49 points:	46, vs. UCF, 11/27/20	42, vs. Florida 9/11/21
Scored less than 10 points:	0, at NC State 9/2/21	6, vs. The Citadel, 9/12/20
Failed to score points:	0, at NC State 9/2/21	0, Charleston Southern, 9/19/09
Won by 45 points or more:	48, vs. Florida A&M, 9/5/15	45, at NC State 9/2/21
Won by 30-44 points:	39, vs. SC State, 9/14/19	35, at Houston, 11/14/20
Won by 20-29 points:	21, vs. FAMU, 9/18/21	22, vs. Florida, 9/11/21
Scored on the first drive of the game:	FG, at Memphis, 11/7/20	TD, at BYU, 9/25/21
Scoring drive of 15 or more plays:	19 (TD), at BYU, 9/25/21	16 (FG), at Temple, 10/17/20
Recorded a safety:	at Houston, 10/27/18	at Temple, 10/21/16
Scored on a blocked field goal attempt:	Nate Godwin (75), vs. Cincinnati, 10/5/13	A. Contressa, Stony Brook, 9/2/17
Scored on a blocked PAT attempt:	(Never)	Nate Hobbs, Illinois, 9/15/17
Scored a 2-point conversion:	at Illinois (Barnett to St. Felix pass), 9/15/18	Illinois, 9/15/17

THE LAST TIME - TEAM

	USF	OPPONENT
	TURNOVERS	
Team lost five or more turnovers:	(5) at Cincinnati, 10/3/20	(8) vs. SC State, 9/14/19
Team lost four turnovers:	vs. UConn, 10/15/16	(4) at Cincinnati, 10/3/20
Team lost three fumbles:	at Temple, 10/17/20	vs. S.C. (Birmingham Bowl), 12/29/16
Threw four or more interceptions:	5, at Cincinnati, 10/3/20	(4) vs. Temple, 9/21/17
Team did not commit a turnover:	at Memphis, 11/7/20	vs. East Carolina, 10/10/20
Team recovered an on-side kick:	at Pittsburgh, 9/8/01	vs. UCF, 11/26/16
Lost a game and did not commit a turnover:	at Memphis, 11/7/20	vs. Tulsa, 11/16/17
	DEFENSE	
Team recorded seven sacks:	vs. UConn, 10/15/11	9, vs. Temple, 11/9/19
Team recorded six sacks:	vs. BYU, 10/12/19	vs. ECU, 9/22/18
Team recorded five sacks:	at UConn 10/5/19	vs. UCF, 11/27/20
Team recorded 10 or more tackles for loss	13.0, vs. BYU, 10/12/19	13.0, vs. East Carolina, 10/10/20
Team recorded five or more pass break-ups:	5, vs. FAMU, 9/18/21	8, at Houston, 11/14/20
	SPECIAL TEAMS	
Returned a punt for a touchdown:	vs. The Citadel, 9/12/20	at Houston, 11/14/20
Returned a blocked punt for a touchdown:	vs. Florida A&M, 9/17/11	at Notre Dame (9/19/20)
Returned a kickoff for a touchdown:	(2) vs. Georgia Tech, 9/8/18	at Cincinnati, 10/3/20
Blocked a punt:	vs. Florida State, 9/29/12	at Notre Dame (9/19/20)
Punted 10 or more times:	10, at Cincinnati, 11/10/18	10, Temple, 9/21/17
Did not record a punt:	vs. Charleston Southern, 9/19/09	at Pittsburgh, 10/24/09
Blocked a field goal:	at BYU, 9/25/21	at Tulane, 10/21/17
Blocked a PAT:	vs. UConn, 10/20/18	at Cincinnati, 11/10/18
Team recovered an on-side kick:	at Pittsburgh, 9/8/01	vs. UCF, 11/26/16
Made five or more field goals:	5, vs. Temple, 9/21/17	Never
Made four or more field goals:	4, at Memphis, 11/7/20	4, at Illinois, 9/15/18
	MISCELLANEOUS	
Had 30 or more first downs:	38, vs. UCF, 11/27/20	32, at Temple, 10/17/20
Had 10 or fewer first downs:	5, vs. Memphis, 11/23/19	6, Temple, 9/21/17
Had 15 or more penalties:	16, Illinois, 9/15/17	15, Illinois, 9/15/17
Had no penalties:	Never	Never
Had 100 or more penalty yards:	111, at Temple, 10/17/20	112, at UCF, 11/29/19
Had less than 25 penalty yards:	21 at Houston, 11/14/20	5, vs. SC State, 9/14/19
Had 35 minutes or more of possession time:	35:37, at BYU, 9/25/21	35:36, vs. East Carolina, 10/10/20

THE LAST TIME - INDIVIDUAL

	USF	OPPONENT
RUSHING		
Rushed at least 25 times:	Jaren Mangham (26), at BYU, 9/25/21	Greg McCrae (25), vs. UCF, 11/27/20
Rushed at least 30 times:	Marlon Mack (31), vs. UConn, 9/19/14	D. Brewer (34), vs. Tulsa, 11/16/17
Rushed for 100 yards:	Brian Battie (110), vs. FAMU 9/18/21	Anthony Richardson (115) vs. Florida, 9/11/21
Multiple players rushed for 100 yards:	Johnny Ford (164), Jordan Cronkrite (103) vs. UConn, 10/20/18	Zonovan Knight (163) & Ricky Person (105) at NC State, 9/2/21
Rushed for 150 yards:	Jordan Cronkrite (158), vs. BYU, 10/12/19	Zonovan Knight (163) at NC State, 9/2/21
Rushed for 200 yards:	Quinton Flowers (210), at Memphis, 11/12/16	R. Armstead (210), at Temple, 10/21/16
Rushed for 300 yards:	Jordan Cronkrite (302), at UMass, 10/6/18	
USF player rushed for 200 yards in consecutive games	Dyral McMillan (258) vs. New Haven, 11/6/99; (221) vs. Hofstra, 11/13/99	
Scored on a run of 50 yards or more:	Jordan Cronkrite (66) at Tulsa, 10/12/18	Anthony Richardson (80), vs. Florida, 9/11/21
Scored on a run of 70 yards or more:	Jordan Cronkrite (77, 76), at UMass 10/6/18	Anthony Richardson (80), vs. Florida, 9/11/21
PASSING		
Player attempted 60+ passes:	Marquel Blackwell (61), at Memphis, 9/22/01	Troy Mitchell (66), vs. Western Carolina, 8/30/14
Player attempted 50-59 passes:	Matt Grothe (54), vs. Cincinnati, 11/3/07	Brady White (50), at Memphis, 11/7/20
Player attempted 40-49 passes:	Jordan McCloud (46), vs. UCF, 11/27/20	Rasean McKay (49) vs. FAMU, 9/18/21
Player completed 30-39 passes:	Jordan McCloud (32), vs. UCF, 11/27/20	Brady White (30) at Memphis, 11/7/20
Player completed 25-29 passes:	Blake Barnett (29), vs. Tulane, 11/3/18	Rasean McKay (49) vs. FAMU, 9/18/21
Player passed for more than 400 yards:	Jordan McCloud (404), vs. UCF, 11/27/20	Brady White (437) at Memphis, 11/7/20
Player passed for more than 300 yards:	Jordan McCloud (404), vs. UCF, 11/27/20	Baylor Romney (305), at BYU, 9/25/21
Player threw five touchdowns:	Marquel Blackwell (5), at East Carolina, 10/19/02	D'Eriq King (5), at Houston, 10/27/18
Player threw four touchdowns:	Jordan McCloud (4), vs. UCF, 11/27/20	Dillon Gabriel (4), vs. UCF, 11/27/20
Player threw three touchdowns:	Jordan McCloud (4), vs. UCF, 11/27/20	Baylor Romney (3), at BYU, 9/25/21
Player threw a TD of 70 yards or more:	Noah Johnson-Kelley Joiner (75) at Memphis, 11/7/20	Anthony Richardson (75), vs. Florida, 9/11/21
Player threw a TD of 60-70 yards or more:	Blake Barnett-Darnell Salomon (66), vs. ECU, 9/22/18	Brady White-Calvin Austin (65) at Memphis, 11/7/20
Player threw a TD of 50-60 yards or more:	Quinton Flowers-T. McCants (54), vs. Stony Brook, 9/2/17	Brady White to K. Jones (50), vs. Memphis, 11/23/19
RECEIVING		
Player caught 10 passes:	Bryce Miller (11), vs. UCF, 11/27/20	Xavier Smith (15), vs. FAMU 9/18/21
Player had 100 receiving yards:	Bryce Miller (121), vs. UCF, 11/27/20	Xavier Smith (139), vs. FAMU 9/18/21
USF player with three straight 100-yard games:	Andre Davis (113), vs. SMU, 11/26/13; (110) vs. Memphis, 11/16/13; (134), vs. Houston, 10/31/13	
TOTAL OFFENSE		
Player had 600-plus yards:	Quinton Flowers (605), at UCF, 11/24/17	
Player had 400-600 yards:	Jordan McCloud (411), vs. UCF, 11/27/20	Brady White (451) at Memphis, 11/7/20
QB Had 100+ yards RUSHING & 400+ PASSING:	Quinton Flowers, 102 rush, 503 pass, at UCF, 11/24/17	D'Eriq King, 134 rush, 419 pass, at Houston, 10/27/18
QB had 100+ yards RUSHING & 200-400 PASSING:	Quinton Flowers, 106 rush, 311 pass, vs. Texas Tech, 12/23/17	Will Worth, 129 rush, 299 pass, vs. Navy, 10/28/16
DEFENSE		
Player intercepted three or more passes:	J.R. Reed (3), at Memphis, 11/29/03	Bobby McCain (3), vs. Memphis, 11/16/13
Player intercepted two or more passes:	Deatrick Nichols (2), vs. Temple, 9/21/17	Rodney Clemons (2), vs. SMU, 9/28/19
Player recovered two or more fumbles:	Greg Reaves (2), vs. SC State, 9/14/19	Jacob Martin (2), vs. Temple, 9/21/17
Player recorded four or more sacks:	George Selvie (4), vs. Elon, 9/1/07	Never
Player recorded three sacks:	Deadrin Senat (3), vs. Texas Tech, 12/23/17	Landon Woodson (3), vs. UCF, 11/27/20
Player recorded 15 or more tackles:	Patrick Macon (15), vs. Wisconsin, 8/30/19	D. Spencer (15), at UCF, 11/26/15
Player returned an interception for a touchdown:	Bentlee Sanders (38) at Memphis, 11/7/20	Z. Collins (38) vs. Tulsa 10/23/20
Player returned a fumble for a touchdown:	Vincent Davis (12), at UMass, 10/6/18	Darek Parish (85) at Houston, 11/14/20
Player recorded 4.0 tackles for loss or more:	Patrick Macon (4), vs. Wisconsin, 8/30/19	Juwuan Johnson (4.0), vs. Northern Illinois, 9/10/16
PUNTING		
Player recorded four 50-yard punts:	Trent Schneider (4), vs. UCF, 11/23/18	Dane Roy (4), vs. Houston, 10/28/17
Player recorded a 60-yard punt:	Andrew Stokes (66) at NC State, 9/2/21	James Smith (60), at Cincinnati, 10/3/20
Player recorded two 60-yard punts:	Andrew Stokes (66 & 61) at NC State, 9/2/21	NEVER
SCORING		
Player scored at least four touchdowns:	Marlon Mack (4), vs. Western Carolina, 8/30/14	Jonathan Taylor (4, 2 rush, 2 rec), vs. Wisconsin, 8/30/19
Player scored at least three touchdowns:	Jaren Mangham (3) vs. FAMU 9/18/21	Jacob Harris (3), vs. UCF, 11/27/20
Player caught at least two touchdown passes:	B. Miller (2), D. Dukes (2), vs. UCF, 11/27/20	Jacob Harris (3), vs. UCF, 11/27/20
Player rushed for at least three touchdowns:	Jaren Mangham (3) vs. FAMU 9/18/21	Ian Book (3 Rush), at Notre Dame (9/19/20)
Player kicked (made) four+ field goals:	Spencer Shrader (4) at Memphis, 11/7/20	Chase McLaughlin (4), at Illinois, 9/15/18
Player kicked (made) three+ field goals:	Spencer Shrader (4) at Memphis, 11/7/20	Jake Olroyd, vs. BYU, 10/12/19
Player returned a kickoff for a touchdown:	Terrence Horne (98, 97), vs. Georgia Tech, 9/8/18	Tre Tucker (97), at Cincinnati, 10/3/20
Player returned a punt for a touchdown:	Omarion Dollison (0), vs. The Citadel, 9/12/20	Marcus Jones (73) at Houston, 11/14/20
Player returned an interception for a touchdown:	Daquan Evans (51) at Memphis, 11/7/20	Z. Collins (38) vs. Tulsa 10/23/20
Player returned a fumble for a touchdown:	Vincent Davis (12), at UMass, 10/6/18	Darek Parish (85) at Houston, 11/14/20
Player recovered a fumble in the end zone for a touchdown:	Jake Sims, vs. Rutgers, 11/3/10	Jimmy Gaines, vs. Miami, 9/28/13
Player returned (or recovered) a blocked punt for a touchdown:	Andre Davis (11), vs. Florida A&M, 9/17/11	Jordan Botelho, at Notre Dame (9/19/20)
Player returned a blocked field goal attempt for a touchdown:	Nate Godwin (75), vs. Cincinnati, 10/5/13	Rod Davis (61), vs. Southern Miss, 10/25/03
Player scored on a two-point conversion attempt:	Randall St. Felix from Blake Barnett, at Illinois, 9/15/18	Mike Dudek, pass from Jeff George Jr., Illinois, 9/15/17
Player kicked a game-winning field goal	Coby Weiss at Tulsa, 10/12/18 (22 yards with :02 remaining)	Sam Crosa, vs. Cincinnati, 11/16/19 (37 yards with :03 remaining)

GAME 1: NC STATE 45, USF 0

CARTER-FINLEY STADIUM • RALEIGH, N.C.

SEPT. 2, 2021 • 7:30 P.M. • ACC NETWORK

RALEIGH, N.C., – The USF football team opened the 2021 season presented by Tampa General Hospital with a 45-0 loss at NC State Thursday night in Raleigh, N.C. with 52,633 on hand at Carter-Finley Stadium.

USF struggled offensively for much of the game, but did show some big play ability and built some momentum and sustained drives under freshman quarterback Timmy McClain, who stepped in for starter Cade Fortin midway through the second quarter. Following McClain's second interception of the game late in the third quarter, Fortin returned to lead the Bulls on a 15-play, 71-yard drive that ended at the NC State 4.

McClain finished 7-of-13 for 126 yards and two interceptions. Fortin went 7-of-20 for 41 yards and one interception. Xavier Weaver led Bulls' receivers with two catches for 73 yards. Defensively, the Bulls were led by linebacker Andrew Mims as he set a career high of 14 total tackles. NC State posted 525 yards of offense, led by a strong performance from running back Zonovan Knight who ran for 163 yards and a touchdown.

USF missed some opportunities early (notably an overthrow of a streaking Jimmy Horn Jr. at midfield) and struggled to get the offense moving before NC State opened a large lead in an eventual 45-0 victory in Raleigh.

- Cade Fortin started at quarterback for the Bulls and played the first five possessions before being relieved by freshman Timmy McClain, who played most of the second and third quarters before Fortin returned late in the third quarter and led the Bulls final three possessions, including a 15-play, 71-yard drive that ended on the NC State 4. Fortin finished 7-20 for 41 yards and an interception while running for 23 yards, while McClain went 7-13 for 126 yards and two interceptions and ran for 16 yards.
- Xavier Weaver posted a career-best 73 yards receiving on two catches, including a 44-yarder from McClain.
- Andrew Mims led the Bulls defense with a career-best 14 tackles.
- NC State outgained the Bulls 525 yards to 271 and produced 27 first downs to the Bulls 15.
- NC State had two 100-yard rushers and produced 293 yards rushing on the day.
- In his first-ever football game, punter Andrew Stokes punted eight times for 361 yards

SCORE BY QUARTERS

Team	1st	2nd	3rd	4th	Total
USF	0	0	0	0	0
NC State	10	14	14	7	45

SCORING SUMMARY

Qtr	Time	Scoring Play	V-H
1st	09:36	NCS - #8 R.Person 33 yd pass from #13 D.Leary (#32 C.Dunn kick), 9-76, 03:26	0-7
1st	02:14	NCS - #32 C.Dunn 34 yd FG, 9-30, 03:48	0-10
2nd	12:39	NCS - #8 R.Person 11 yd rush (#32 C.Dunn kick), 6-70, 02:24	0-17
2nd	00:48	NCS - #8 R.Person 11 yd rush (#32 C.Dunn kick), 3-77, 00:22	0-24
3rd	09:30	NCS - #7 Z.Knight 46 yd rush (#32 C.Dunn kick), 4-54, 01:31	0-31
3rd	02:53	NCS - #29 C.Toude 7 yd pass from #13 D.Leary (#32 C.Dunn kick), 8-74, 03:31	0-38
4th	08:14	NCS - #3 J.Houston 1 yd rush (#32 C.Dunn kick), 11-55, 06:30	0-45

USF

RUSHING							
	No.	Gain	Loss	Net	TD	Lg	Avg
Jaren Mangham	5	27	1	26	0	17	5.2
Cade Fortin	5	25	2	23	0	11	4.6
Darrin Felix	8	27	6	21	0	16	2.6
Kelly Joiner Jr.	3	19	0	19	0	10	6.3
Timmy McClain	4	24	8	16	0	11	4.0
Brian Battie	5	12	4	8	0	9	1.6
Omarion Doolson	1	0	4	-4	0	0	-4.0
Jimmy Horn Jr.	1	0	5	-5	0	0	-5.0
Totals:	32	134	30	104	0	17	3.2

PASSING					
	C-A-I	Yds	TD	Long	Sack
Cade Fortin	7-20-1	41	0	20	0
Timmy McClain	7-13-2	126	0	44	0
Totals:	14-33-3	167	0	44	0

RECEIVING						
	TAR	No.	Yards	YAC	TD	Long
Xavier Weaver	10	2	73	0	0	44
Mitchell Brinkman	2	2	35	30	0	31
Byron Miller	4	2	18	2	0	9
Darrin Felix	2	2	13	23	0	8
Latrell Williams	5	2	5	4	0	1
Brian Battie	1	1	20	5	0	20
Omarion Doolson	3	1	10	6	0	10
Kelly Joiner Jr.	1	1	2	1	0	2
Jaren Mangham	1	1	1	3	0	1
Jimmy Horn Jr.	1	0	0	0	0	0
Sean Atkins	1	0	0	0	0	0
Yusuf Terry	1	0	0	0	0	0
Chris Carter	1	0	0	0	0	0
Totals:	33	14	167	74	0	44

PUNTING						
	No.	Yds	Avg	Long	In20	TB
Andrew Stokes	8	361	45.1	66	1	1
Totals:	8	361	45.1	66	1	1

RETURNS						
	Punt	Kickoff	Intercept			
	No	Yds	Lg	No	Yds	Lg
Brian Battie	0	0	0	2	49	33
Jimmy Horn Jr.	0	0	0	2	17	14
Matthew Hill	0	0	0	1	27	27
Totals:	0	0	0	4	66	33

FIELD GOALS						
	Qtr	Time	Dist	Result		
KICKOFFS	No.	Yards	Avg	TB	OB	
Spencer Shrader	1	65	65.0	0	0	
ALL-PURPOSE	Rush	Rcv	KR	PR	IR	Total
Brian Battie	8	20	49	0	0	77
Xavier Weaver	0	73	0	0	0	73
Mitchell Brinkman	0	25	0	0	0	25
Darrin Felix	21	15	0	0	0	34

FIELD GOALS						
	Qtr	Time	Dist	Result		
KICKOFFS	No.	Yards	Avg	TB	OB	
Spencer Shrader	1	65	65.0	0	0	
ALL-PURPOSE	Rush	Rcv	KR	PR	IR	Total
Brian Battie	8	20	49	0	0	77
Xavier Weaver	0	73	0	0	0	73
Mitchell Brinkman	0	25	0	0	0	25
Darrin Felix	21	15	0	0	0	34

NC STATE

RUSHING							
	No.	Gain	Loss	Net	TD	Lg	Avg
Zonovan Knight	16	164	1	163	1	46	10.2
Ricky Person	16	107	2	105	2	32	6.6
Jordan Houston	5	15	0	15	1	4	3.0
Delbert Mims	1	9	0	9	0	9	9.0
Devin Leary	2	8	7	1	0	8	0.5
Totals:	40	303	10	293	4	46	7.3

PASSING					
	C-A-I	Yds	TD	Long	Sack
Devin Leary	17-26-1	232	2	51	1
Totals:	17-26-1	232	2	51	1

RECEIVING						
	TAR	No.	Yards	YAC	TD	Long
Emeka Emezie	6	5	71	9	0	39
Ricky Person	3	3	43	26	1	33
Christopher Toude	3	2	22	2	1	15
Zonovan Knight	2	2	16	7	0	11
Devin Carter	4	1	51	3	0	51
C.J. Riley	1	1	12	0	0	12
Julian Gray	1	1	10	10	0	10
Trent Penik	1	1	4	3	0	4
Thayer Thomas	3	1	3	1	0	3
Porter Rooks	1	0	0	0	0	0
Keyon Lesane	1	0	0	0	0	0
Totals:	26	17	232	61	2	51

PUNTING						
	No.	Yds	Avg	Long	In20	TB
Trenton Gill	2	90	45.0	57	2	0
Ben Finley	1	38	38.0	38	1	0
Totals:	3	128	42.7	57	3	0

RETURNS						
	Punt	Kickoff	Intercept			
	No	Yds	Lg	No	Yds	Lg
Thayer Thomas	2	12	9	0	0	0
Zonovan Knight	0	0	1	25	25	0
Druke Thomas	0	0	0	0	0	1
Cyrus Fagan	0	0	0	0	1	16
Tanner Ingle	0	0	0	0	1	6
Totals:	2	12	9	1	25	22

FIELD GOALS						
	Qtr	Time	Dist	Result		
KICKOFFS	No.	Yards	Avg	TB	OB	
Spencer Shrader	1	65	65.0	0	0	
ALL-PURPOSE	Rush	Rcv	KR	PR	IR	Total
Brian Battie	8	20	49	0	0	77
Xavier Weaver	0	73	0	0	0	73
Mitchell Brinkman	0	25	0	0	0	25
Darrin Felix	21	15	0	0	0	34

FIELD GOALS						
	Qtr	Time	Dist	Result		
KICKOFFS	No.	Yards	Avg	TB	OB	
Spencer Shrader	1	65	65.0	0	0	
ALL-PURPOSE	Rush	Rcv	KR	PR	IR	Total
Brian Battie	8	20	49	0	0	77
Xavier Weaver	0	73	0	0	0	73
Mitchell Brinkman	0	25	0	0	0	25
Darrin Felix	21	15	0	0	0	34



Drawn: Sep 02, 2021
Site: Raleigh, North Carolina
Stadium: Carter-Finley
Attendance: 52,633

FULL GAME		USF	NCS
FIRST DOWNS		13	27
Rushing		7	11
Passing		6	13
Penalty		2	3
NET YARDS RUSHING		104	293
Rushing Attempts		32	40
Average Per Rush		3.2	7.3
Rushing Touchdowns		0	4
Yards Gained Rushing		134	303
Yards Lost Rushing		30	10
NET YARDS PASSING		167	232
Completions-Attempts-Int		14-33-3	17-26-1
Average Per Attempt		5.1	8.9
Average Per Completion		11.9	13.6
Passing Touchdowns		0	2
TOTAL OFFENSE YARDS		271	525
Total offense plays		65	66
Average Gain Per Play		4.2	8.0
Fumbles: Number-Lost		2-0	0-0
Penalties: Number-Yards		6-70	3-25
PUNTS-YARDS		8-361	3-128
Average Yards Per Punt		45.1	42.7
Net Yards Per Punt		41.1	42.7
Inside 20		2	3
50+ Yards		1	1
Touchbacks		1	0
Fair catch		2	1
KICKOFF-YARDS		1-65	8-517
Average Yards Per Kickoff		65.0	64.6
Net Yards Per Kickoff		2	43.9
Touchbacks		0	4
Fair Catch Yards		0	0
Punt returns: Number-Yards-TD		0-0-0	2-12-0
Average Per Return		0.0	6.0
Kickoff returns: Number-Yds-TD		4-66-0	1-25-0
Average Per Return		16.5	25.0
Interceptions: Number-Yds-TD		1-27-0	3-22-0
Fumble Returns: Number-Yds-TD		0-0-0	0-0-0
Miscellaneous Yards		0	0
Possession Time		30:48	29:12
1st Quarter		06:16	08:44
2nd Quarter		08:43	06:17
3rd Quarter		08:01	06:59
4th Quarter		07:48	07:12
Third-Down Conversions		3-16	8-13
Fourth-Down Conversions		0-1	1-1
Red-Zone Scores-Chances		0-2	5-5
Touchdowns		0-2	4-5
Field goals		0-2	1-5
Sacks By: Number-Yards		1-7	0-0
PAT Kicks		0-0	6-6
Field Goals		0-0	1-1
Points off Turnover		0	1

GAME 2: #13 FLORIDA 42, USF 20

RAYMOND JAMES STADIUM • TAMPA, FLA.

SEPT. 11, 2021 • 1:00 P.M. • ABC

TAMPA, FLA., – USF sold out all tickets prior to kickoff of its Sept. 11 clash with No. 13 Florida, but saw the Gators jump to a 35-3 halftime lead and dampen the festive mood before the Bulls rallied to outscore the Gators 17-7 in the second half and close out a 42-20 loss with some positives after a rough start.

USF was led defensively by safety Vincent Davis who had eight tackles while linebackers Dwayne Boyles, Antonio Grier and Andrew Mims posted seven each. Quarterback Cade Fortin started the game and played the first half, finishing 12-of-18 for 91 yards and an interception. Freshman Timmy McClain started the second half and finished 4-of-10 for 83 yards and ran for 11. Katravis Marsh also led a late touchdown drive and completed a 14-yard pass to tight end Mitchell Brinkman.

Running back Jaren Mangham scored on touchdown runs of one and two yards for USF while rushing for 29 yards. Xavier Weaver led all Bulls in receiving yards for the second game posting 68 yards on two catches and also adding an electrifying 45-yard punt return late in the game.

■ Cade Fortin started at quarterback for the Bulls and played the first half before being relieved by freshman Timmy McClain in the second half. Fortin led a 17-play 75-yard drive for a field goal in the first half. McClain led drives of 43 yards and 27 yards for touchdowns in the second half following an interception and big punt return.

■ Xavier Weaver continued to be explosive, posting two catches for 68 yards (34 ypc) and a 45-yard punt return.

■ Safeties Mekhi LaPointe and Brock Nichols recorded interceptions, returning them 50 and 38 yards.

■ NC State outgained the Bulls 666 yards to 283 and was punishing on the ground gaining 363 rushing yards.

■ Florida scored on plays of 75, 35, 41, 33 and 80 yards on the day - racking up 264 yards on five scoring plays (52.8 ypp). The Gators scored in four plays or less three times and longest drive on the day was eight plays.

■ The Bulls produced a big goal line stand in the third quarter, halting a 7-play, 59-yard UF drive at the 1-yard line. The USF defense forced two interceptions and two turnovers on downs in the Gators first four possessions of the second half.(45.1 ypp).



Team Statistics report
Florida vs South Fla. (Sep 11, 2021)

Date: Sep 11, 2021
Site: Tampa, Florida
Stadium: Raymond James
Attendance: 64652

FULL GAME		UFL	USF
FIRST DOWNS			
Rushing	26	20	8
Passing	13	8	12
Penalty	1	9	3
NET YARDS RUSHING			
Rushing Attempts	363	95	44
Average Per Rush	8.2	2.3	3
Rushing Touchdowns	3	2	372
Yards Gained Rushing	138	43	9
Yards Lost Rushing	9	43	303
NET YARDS PASSING			
Completions-Attempts-Int	17-25-2	17-30-1	
Average Per Attempt	12.1	6.3	17.8
Average Per Completion	17.8	11.1	3
Passing Touchdowns	3	3	666
TOTAL OFFENSE YARDS			
Total offense plays	69	71	9.7
Average Gain Per Play	4.0	4.0	0.0
Fumbles: Number-Lost	0-0	2-0	4.45
Penalties: Number-Yards	4-45	2-30	7-278
PUNTS-YARDS			
Average Yards Per Punt	45.7	39.7	0
Net Yards Per Punt	29.7	39.7	1
Inside 20	1	1	2
50+ Yards	2	1	0
Touchbacks	0	0	1
Fair catch	1	2	7-432
KICKOFF-YARDS			
Average Yards Per Kickoff	61.7	63.0	41.6
Net Yards Per Kickoff	41.6	42	2
Touchbacks	2	3	20
Fair Catch Yards	0	0	0-0-0
Punt returns: Number-Yds-TD	2-48-0	2-48-0	0.0
Average Per Return	24.0	24.0	2-30-0
Kickoff returns: Number-Yds-TD	3-40-0	3-40-0	15.0
Average Per Return	13.3	13.3	1-0-0
Interceptions: Number-Yds-TD	2-89-0	2-89-0	0-0-0
Fumble Returns: Number-Yds-TD	0-0-0	0-0-0	0-0-0
Miscellaneous Yards	0	0	30:42
Possession Time	29:18	29:18	1st Quarter
1st Quarter	09:48	11:12	2nd Quarter
2nd Quarter	09:25	05:35	3rd Quarter
3rd Quarter	08:45	06:15	4th Quarter
4th Quarter	08:44	06:16	Third-Down Conversions
Third-Down Conversions	4-12	5-17	Fourth-Down Conversions
Fourth-Down Conversions	1-3	0-2	Red-Zone Scores-Chances
Red-Zone Scores-Chances	1-2	4-4	Touchdowns
Touchdowns	1-2	4-4	Field Goals
Field Goals	0-2	2-4	Sacks By: Number-Yards
Sacks By: Number-Yards	1-5	1-8	PAT Kicks
PAT Kicks	6-6	2-2	Field Goals
Field Goals	0-0	2-2	Points off Turnover
Points off Turnover	7	10	

SCORE BY QUARTER

Team	1st	2nd	3rd	4th	Total
Florida	14	21	0	7	42
South Fla.	3	0	10	7	20

SCORING SUMMARY

Qtr	Time	Scoring Play	V-H
1st	11:06	UFL - #27 D.Pierce 7 yd rush (#71 C.Howard kick), 4-63, 01:26	7-0
1st	04:45	USF - #32 S.Shrader 25 yd FG, 17-75, 06:16	7-3
1st	04:34	UFL - #1 J.Copeland 75 yd pass from #15 A.Richardson (#71 C.Howard kick), 1-75, 00:11	14-0
2nd	12:36	UFL - #3 X.Henderson 35 yd pass from #5 E.Jones (#71 C.Howard kick), 8-67, 03:36	21-3
2nd	09:18	UFL - #1 J.Copeland 41 yd pass from #15 A.Richardson (#47 J.Christmann kick), 6-80, 02:37	28-3
2nd	06:41	UFL - #5 E.Jones 33 yd rush (#71 C.Howard kick), 3-51, 01:20	35-3
3rd	09:18	USF - #32 S.Shrader 32 yd FG, 4-19, 01:47	35-6
3rd	04:41	USF - #0 J.Mangham 1 yd rush (#32 S.Shrader kick), 5-43, 01:31	35-13
4th	10:29	UFL - #15 A.Richardson 80 yd rush (#71 C.Howard kick), 1-80, 00:14	42-13
4th	04:22	USF - #0 J.Mangham 2 yd rush (#32 S.Shrader kick), 5-27, 01:46	42-20

FLORIDA

RUSHING		No.	Gain	Loss	Net	TD	Lg	Avg
Anthony Richardson	4	115	0	115	1	80	28.8	
Imroy Jones	13	89	8	81	1	33	6.2	
Jamson Pierce	5	55	0	55	1	20	11.0	
JayQuan Wright	7	36	0	36	0	9	5.1	
Iemarcus Bowman	3	33	0	33	0	26	11.0	
Falkir Davis	7	23	1	22	0	8	3.1	
Owenzo Lingard	5	21	0	21	0	12	4.2	
Totals:		44	372	0	372	3	80	8.2
PASSING		C-At	Yds	TD	Long	Sack		
Imroy Jones	14-22-2	151	1	35	1			
Anthony Richardson	3-3-0	192	2	75	0			
Totals:		17-25-2	303	3	75	1		

RECEIVING		TAR	No.	Yards	YAC	TD	Long
Jacob Copeland	5	5	175	49	2	75	
Zavier Henderson	4	4	68	48	1	35	
Justin Shorter	5	2	23	3	0	13	
Falkir Davis	2	2	9	6	0	5	
Ikik Wells	2	1	20	17	0	20	
Jamson Pierce	1	1	13	7	0	13	
JayQuan Wright	1	1	0	-1	0	0	
Isajon Reynolds	1	1	-5	-2	0	0	
Vent Whittemore	2	0	0	0	0	0	
Ikik Elkanis	1	0	0	0	0	0	
Totals:		24	17	303	127	3	75

PUNTING		No.	Yds	Avg	Long	In20	TB
Oreny Crawshaw	3	137	45.7	57	1	0	
Totals:		3	137	45.7	57	1	0

RETURNS		Punt	Kickoff	Intercept				
No.	Yds	Lg	No.	Yds	Lg	No.	Yds	Lg
Kali Davis	0	0	1	14	14	0	0	0
Malik's Weston	0	0	1	16	16	0	0	0
Salir Elam	0	0	0	0	0	1	0	0
Totals:		0	0	2	30	16	1	0

FIELD GOALS		Qtr	Time	Dist	Result
ace Christmann	5	306	61.2	1	0
Zhis Howard	2	126	63.0	1	1
Totals:		7	432	63.0	1

KICKOFFS		No.	Yards	Avg	TB	OB
Anthony Richardson	115	0	0	0	0	175
Imroy Jones	81	0	0	0	0	81
Jamson Pierce	55	13	0	0	0	68
Totals:		247	13	0	0	224

ALL-PURPOSE		Rush	Rcv	KR	PR	IR	TD	Total
Jacob Copeland	0	175	0	0	0	0	0	175
Anthony Richardson	115	0	0	0	0	0	0	115
Imroy Jones	81	0	0	0	0	0	0	81
Jamson Pierce	55	13	0	0	0	0	0	68
Totals:		296	13	0	0	0	0	309

FLORIDA		Solo	Ast	Total	Sacks-Yds	TFL-Yds	FF	FR-Yds	Int-Yds	BtUp	Blks	QBH
11	Mohamad Diabate	4	3	7	0.0-0	0.0-0	0	0-0	0-0	0	0	0
28	TyFon Hopper	5	1	6	0.0-0	0.0-0	0	0-0	0-0	0	0	0
8	Khvix Boogie	2	4	6	0.0-0	1.0-1	0	0-0	0-0	0	0	0
22	Rashad Torrence	4	1	5	0.0-0	1.0-3	0	0-0	0-0	0	0	0
7	Jeremiah Moon	3	2	5	1.0-5	1.0-5	0	0-0	0-0	0	0	0
18	Dante Davis	3	1	4	0.0-0	0.0-0	0	0-0	0-0	0	0	0
33	Princeley Umanhelen	2	2	4	0.0-0	0.5-2	0	0-0	0-0	0	0	0
2	Amarl Runey	2	2	4	0.0-0	0.0-0	0	0-0	0-0	0	0	0
24	Avery Helm	3	0	3	0.0-0	0.0-0	0	0-0	0-0	0	0	0
6	Zachary Carter	2	1	3	0.0-0	2.5-6	0	0-0	0-0	0	0	0
5	Kalir Elam	1	2	3	0.0-0	0.0-0	0	0-0	1-0	0	0	0
27	Jastinus Perkins	3	2	5	0.0-0	0.0-0	0	0-0	0-0	1	0	0
30	Dwan Black	2	0	2	0.0-0	0.0-0	0	0-0	0-0	0	0	0
3	Jason Marshall Jr.	2	0	2	0.0-0	0.0-0	0	0-0	0-0	0	0	0
16	Tre'Vez Johnson	1	1	2	0.0-0	0.0-0	0	0-0	0-0	0	0	0
32	Mordecai McDaniel	1	1	2	0.0-0	0.0-0	0	0-0	0-0	0	0	1
13	Donovan McMillon	1	1	2	0.0-0	0.0-0	0	0-0	0-0	0	0	0
9	Garvon Denton	0	2	2	0.0-0	0.0-0	0	0-0	0-0	0	0	0
4	David Reese	1	0	1	0.0-0	0.0-0	0	0-0	0-0	0	0	0
51	Ventrell Miller	1	0	1	0.0-0	0.0-0	0	0-0	0-0	0	0	0
0	Trey Dean III	1	0	1	0.0-0	0.0-0	0	0-0	0-0	0	0	0
1	Brenton Cox Jr.	1	0	1	0.0-0	0.0-0	0	0-0	0-0	0	0	0
34	Lacédrick Branson	1	0	1	0.0-0	0.0-0	0	0-0	0-0	0	0	0
4	Justin Shorter	1	0	1	0.0-0	0.0-0	0	0-0	0-0	0	0	0
77	Ethan White	1	0	1	0.0-0	0.0-0	0	0-0	0-0	0	0	0
52	Artwaun Powell	1	0	1	0.0-0	0.0-0	0	0-0	0-0	0	0	0
44	Daquan Newkirk	0	1	1	0.0-0	0.5-0	0	0-0	0-0	0	0	0
21	Desmond Watson	0	1	1	0.0-0	0.5-1	0	0-0	0-0	0	0	0
Totals:		47	28	75	1.0-5	7.0-18	0	0-0	1-0	2	0	1

SOUTH FLA.		Solo	Ast	Total	Sacks-Yds	TFL-Yds	FF	FR-Yds	Int-Yds	BtUp	Blks	QBH
3	Vincent Davis	7	1	8	0.0-0	0.0-0	0	0-0	0-0	0	0	0
59												

GAME 3: USF 38, FLORIDA A&M 17

RAYMOND JAMES STADIUM • TAMPA, FLA.

SEPT. 18, 2021 • 7:00 P.M. • ESPN+

TAMPA, FLA. – Freshman quarterback Timmy McClain became the 11th Bull to win their first career start at quarterback as he guided the USF offense on five scoring drives (four touchdowns) and a 31-10 lead through three quarters of play before giving way to fellow freshman Katravis Marsh in the fourth quarter of an eventual 38-17 Bulls' victory.

USF compiled 404 yards of offense, including 241 on the ground led by freshman Brian Battie's 110 yards on 10 carries. Sophomore Xavier Weaver led the Bulls with career-bests of five receptions for 77 yards and Jaren Mangham logged three rushing touchdowns, the most in a game for a Bull since 2018.

After the teams traded 49-yard field goals in the first quarter, including the Bulls' Spencer Shrader equating a career long, McClain guided USF 75 yards in eight plays, including a 40-yard completion to Latrell Williams, for the first touchdown of the game on a 1-yard Mangham plunge.

The defense forced its third three-and-out to that point and McClain led the Bulls 49-yards for a touchdown capped by a 9-yard touchdown strike to Weaver.

As the defense continued to stymie FAMU, a nice 29-yard punt return by Weaver set the Bulls up on the Rattlers' 26. USF marched to the endzone in seven plays as Mangham collected his second touchdown of the night on a 4-yard run to make it 24-3.

The Bulls defense held FAMU to -7 yards rushing and 0-for-8 on third-down chances in the first half as USF outgained the Rattlers 247-109 in the first 30 minutes.

- The win marked USF's 100th home victory in 25 seasons of football.
- McClain led five scoring drives, including touchdown drives of 75 and 87 yards. He finished 12 of 23 for 163 yards and a touchdown and ran for 51 yards.
- Wide receiver Xavier Weaver led USF with career-bests of five receptions for 77 yards. Weaver also had four punt returns for 45 yards, including a 29-yard long.
- Freshman running back Brian Battie ripped off a career-long 42-yard run and finished with 110 yards on 10 carries to lead USF and log his second career 100-yard game and his second in his last four games.
- Running back Jaren Mangham scored three rushing touchdowns, the most for a USF player in a game since Johnny Ford recorded three vs. UConn in 2018.
- Kicker Spencer Shrader connected on a career-best tying 49-yard field goal in the first quarter. (45.1 ypp).
- The Bulls were led defensively on the night by Matthew Hills' eight tackles and two tackles for loss and five tackles by linebacker Demareuz Bellamy.

SCORE BY QUARTERS

Team	1st	2nd	3rd	4th	Total
Florida A&M	3	0	7	7	17
South Fla.	10	14	7	7	38

SCORING SUMMARY

Qtr	Time	Scoring Play
1st	09:39	USF - #32 S.Shrader 49 yd FG, 4-5, 01:26
1st	07:27	FAM - #42 J.Romo-Martinez 49 yd FG, 7-43, 02:12
1st	03:43	USF - #0 J.Mangham 2 yd rush (#32 S.Shrader kick), 8-75, 03:44
2nd	13:47	USF - #10 X.Weaver 9 yd pass from #9 T.McClain (#32 S.Shrader kick), 10-49, 03:23
2nd	03:31	USF - #0 J.Mangham 4 yd rush (#32 S.Shrader kick), 7-26, 02:25
3rd	04:53	FAM - #23 T.Jennings 33 yd rush (#42 J.Romo-Martinez kick), 8-82, 03:27
3rd	02:02	USF - #0 J.Mangham 9 yd rush (#32 S.Shrader kick), 6-87, 02:43
4th	06:10	FAM - #10 J.Sherad 6 yd pass from #17 R.McKay (#42 J.Romo-Martinez kick), 6-20, 02:39
4th	00:18	USF - #26 Y.Young 1 yd rush (#32 S.Shrader kick), 4-14, 01:55

LORIDA A&M

RUSHING	No.	Gain	Loss	Net	TD	Lg	Avg
erell Jennings	6	93	0	93	1	40	15.5
aylen McCloud	10	61	0	61	0	17	6.1
ishop Bonnett	8	9	2	7	0	4	0.9
iddie Tillman	1	0	0	0	0	0	0.0
tasean McKay	4	7	36	-29	0	7	-7.2
Totals:	29	170	38	132	1	40	4.6

PASSING	C-A-I	Yds	TD	Long	Sack
tasean McKay	25-49-0	248	1	25	1
Totals:	25-49-0	248	1	25	1

RECEIVING	TAR	No.	Yards	YAC	TD	Long
Gavner Smith	25	15	139	51	0	25
David Manigo	8	4	54	7	0	17
Chris Sanders	6	3	29	13	0	13
ahMarae Sheread	7	2	18	7	1	12
amari Young	1	1	8	4	0	8
ishop Bonnett	1	0	0	0	0	0
Totals:	46	25	248	82	1	25

PUNTING	No.	Yds	Avg	Long	In20	TB
Chris Faddoul	3	128	42.7	51	1	0
ose Romo-Martinez	2	64	32.0	48	0	0
Totals:	5	192	38.4	51	1	0

RETURNS	Punt	Kickoff	Intercept						
No	Yds	Lg	No	Yds	Lg	No	Yds	Lg	
Gavner Smith	2	14	11	1	15	15	0	0	0
ahMarae Sheread	0	0	0	2	51	28	0	0	0
Totals:	2	14	11	3	66	28	0	0	0

FIELD GOALS	Qtr	Time	Dist	Result
ose Romo-Martinez	1st	07:27	49	GOOD
ose Romo-Martinez	2nd	08:40	45	MISSED
ose Romo-Martinez	2nd	00:00	45	MISSED

KICKOFFS	No.	Yards	Avg	TB	OB
ose Romo-Martinez	4	253	63.2	3	0

ALL-PURPOSE	Rush	Rcv	KR	PR	IR	Total
Gavner Smith	0	139	15	14	0	168
erell Jennings	93	0	0	0	0	93
ahMarae Sheread	0	18	51	0	0	69
aylen McCloud	61	0	0	0	0	61

SOUTH FLA.

RUSHING	No.	Gain	Loss	Net	TD	Lg
Brian Battie	10	110	0	110	0	42
Timmy McClain	14	69	18	51	0	27
Jaren Mangham	7	27	0	27	3	9
Darrian Felix	7	29	6	23	0	9
Kelly Joiner Jr.	3	20	0	20	0	15
Yasias Young	4	14	0	14	1	10
Katravis Marsh	1	0	4	-4	0	0
Totals:	46	269	28	241	4	42

PASSING	C-A-I	Yds	TD	Long	S
Timmy McClain	12-23-0	163	1	40	0
Katravis Marsh	0-3-0	0	0	0	0
Totals:	12-26-0	163	1	40	0

RECEIVING	TAR	No.	Yards	YAC	TD	Lg
Xavier Weaver	9	5	77	19	1	40
Jimmy Horn Jr.	5	3	18	8	0	9
Latrell Williams	2	1	40	27	0	27
Omarion Dillson	4	1	15	16	0	15
Mitchell Brinkman	2	1	15	18	0	15
Byce Miller	2	1	-2	3	0	0
Yusuf Terry	1	0	0	0	0	0
Chris Carter	1	0	0	0	0	0
Totals:	26	12	163	91	1	40

PUNTING	No.	Yds	Avg	Long	In20
Andrew Stokes	6	221	36.8	50	3
Totals:	6	221	36.8	50	3

RETURNS	Punt	Kickoff	Intercept					
No	Yds	Lg	No	Yds	Lg	No	Yds	Lg
Xavier Weaver	4	45	29	0	0	0	0	0
Brian Battie	0	0	1	6	6	0	0	0
Totals:	4	45	29	1	6	6	0	0

FIELD GOALS	Qtr	Time	Dist	Result
Spencer Shrader	1st	09:39	49	GOOD

KICKOFFS	No.	Yards	Avg	TB	OB
Spencer Shrader	7	450	64.3	3	0

ALL-PURPOSE	Rush	Rcv	KR	PR	IR	Total
Xavier Weaver	0	77	0	45	0	122
Brian Battie	110	0	6	0	0	116
Timmy McClain	51	0	0	0	0	51
Latrell Williams	0	40	0	0	0	40

JMBLES
orida A&M - TEAM 2-0,Rasean McKay 2-1
outh Fla. - Timmy McClain 1-1,TEAM 1-0,Katravis Marsh 1-0

FLORIDA A&M

#	Name	Solo	Asst	Total	Sacks-Yds	TFL-Yds	FF	FR-Yds	Int-Yds	BrUp	Bika	QBH
5	Markquese Bell	10	5	15	1-0	1-0	1	0-0	0-0	0	0	0
27	Nadarulo Fagan	5	2	7	0-0	0-0	0	0-0	0-0	0	0	0
3	Antwan Collier	4	3	7	0-0	0-0	0	0-0	0-0	0	0	0
1	Lovie Jenkins	3	0	3	0-0	1-2	0	0-0	0-0	0	0	0
16	Deonte Williams	2	1	3	0-0	1-2	0	0-0	0-0	0	0	0
20	Javian Morgan	2	1	3	0-0	0-0	0	0-0	0-0	0	0	0
31	Issiah Land	2	1	3	0-0	1-5	1	0-0	0-0	0	0	0
90	Richard Summers	1	2	3	0-0	0-0	0	0-0	0-0	0	0	0
40	Eltrine Allen	0	3	3	0-0	0-0	0	0-0	0-0	0	0	0
18	Kwame Clark	2	0	2	0-0	0-0	0	0-0	0-0	0	0	0
11	BJ Bohler	2	0	2	0-0	0-0	0	0-0	0-0	1	0	0
99	Renaldo Flowers Jr	1	1	2	0-0	0-0	0	0-0	0-0	0	0	0
12	Kortney Cox	1	1	2	0-0	0-0	0	0-0	0-0	0	0	0
45	Demetrius Powell	1	1	2	0-0	0-5	0	0-0	0-0	0	0	0
75	Dayle Palmer	1	1	2	0-0	0-0	0	0-0	0-0	0	0	0
55	Michael Marshall	1	1	2	0-0	0-0	0	0-0	0-0	0	0	0
34	Johnny Chaney Jr.	0	2	2	0-0	0-0	0	0-0	0-0	0	0	0
14	Tregan Butler	1	0	1	0-0	0-0	0	0-0	0-0	1	0	0
4	Kendall Bohler	1	0	1	0-0	0-0	0	0-0	0-0	1	0	0
23	Yirmiyah YIRMIYAH	1	0	1	0-0	0-0	0	0-0	0-0	0	0	0
93	Donald Hall	0	1	1	0-0	0-0	0	0-0	0-0	0	0	0
40	Xandre McCleary	0	1	1	0-0	0-0	0	0-0	0-0	0	0	0
57	Justin Cooks	0	1	1	0-0	0-0	0	0-0	0-0	0	0	0
52	Derick Mayweather	0	1	1	0-0	0-0	0	0-0	0-0	0	0	0
Totals	40	30	70	2-0-8	5-0-26	1	1-0	0-0	0-0	4	0	0

SOUTH FLA.

#	Name	Solo	Asst	Total	Sacks-Yds	TFL-Yds	FF	FR-Yds	Int-Yds	BrUp	Bika	QBH
1	Matthew Hill	6	2	8	0-0	0-0	0	0-0	0-0	0	0	0
0	Daquan Evans	7	0	7	0-0	0-0	0	0-0	0-0	0	0	0
20	Demareuz Bellamy	4	1	5	0-0	2-0-5	0	0-0	0-0	1	0	1
11	Dwayne Boyles	2	3	5	0-0	0-0	0	0-0	0-0	1	0	0
2	TJ Robinson	4	0	4	0-0	0-0	0	0-0	0-0	1	0	1
40	Jason Vaughn	3	1	4	0-1	0-5-1	0	0-0	0-0	0	0	0
3	Vincent Davis	3	0	3	0-0	0-0	0	0-0	0-0	0	0	0
17	Blake Green	2	1	3	0-5-1	0-5-1	0	0-0	0-0	0	0	0
16	Brook Nichols											

GAME 4: NO. 15 BYU 35, USF 27

LAVELL EDWARDS STADIUM • PROVO, UTAH

SEPT. 25, 2021 • 10:25 P.M. • ESPN2

PROVO, UTAH – On a road trip 2,350 miles from home in a 10:25 ET start in front of a vocal crowd of 60,217, USF fell behind 21-0 seemingly before the Bulls broke a sweat, but settled in behind freshman quarterback Timmy McClain, making his second career start and first on the road, to outscore the Cougars 27-14 the rest of the way, including 21-7 in the second half, to challenge No. 15 BYU. Only after a Bulls onside kick went out of bounds with 5:41 to play did the Cougars lock up a 35-27 victory.

With a crowd of 60,217 energizing LaVell Edwards Stadium on a beautiful 70-degree night at the foot of the Wasatch Mountains, the Cougars leapt out early behind sophomore quarterback Baylor Romney, who started for an injured Jaren Hall. Baylor hit his brother Gunner Romney with a 49-yard strike on the second play from scrimmage and two plays later BYU led 7-0.

After a quick three-and-out on the Bulls first possession, Romney hit Puka Nacua on a 55-yard bomb that set up another BYU touchdown.

On the next drive, USF went for it on fourth and one and fumbled the snap. BYU recovered at the Bulls 34 and used eight plays to take a 21-0 lead with 4:20 left in the first quarter.

The game would change dramatically from there as USF outscored BYU 27-14 the rest of the way and despite trailing in total yardage – 443-367 – recorded more first downs (23-21) and rushing yards (181-138) and held a 35:37 to 24:23 time of possession advantage.

USF opened the second half with a 14-play, 75-yard drive that ate up 7:35 and was capped with a 3-yard reverse to Weaver for the Bulls' first TD of the game. The drive cut the lead to 28-13 and effectively kept the BYU offense off the field for nearly 30 minutes.

- McClain completed 17-of-24 passes for 186 yards and ran for 55 yards.
- McClain led six scoring drives, including drives of 69, 62, 75, 54 and a season-long 94 yards. The 94-yard touchdown drive consumed 19 plays and 9:05 in the fourth quarter and cut the BYU lead to eight.
- Wide receiver Xavier Weaver led USF in receiving for the fourth straight game, posting five catches for 76 yards.
- Running back Jaren Mangham scored two rushing touchdowns and logged career bests with 26 carries for 86 yards.
- Kicker Spencer Shrader connected on field goals of 29 and 42 yards.
- Baylor Romney passed for 305 yards and three touchdowns for BYU, which out-gained the Bulls 443-367. USF gave up big pass plays of 55, 49 and 47 yards.

FULL GAME	USF	BYU
FIRST DOWNS	23	21
Rushing	13	9
Passing	8	11
Penalty	2	1
NET YARDS RUSHING	181	138
Rushing Attempts	48	25
Average Per Rush	3.8	5.5
Rushing Touchdowns	3	2
Yards Gained Rushing	194	149
Yards Lost Rushing	13	11
NET YARDS PASSING	186	305
Completions-Attempts-Int	17-24-0	20-25-0
Average Per Attempt	7.8	12.2
Average Per Completion	10.9	15.2
Passing Touchdowns	0	3
TOTAL OFFENSE YARDS	367	443
Total offense plays	72	50
Average Gain Per Play	5.1	8.9
Fumbles: Number-Lost	2-1	2-1
Penalties: Number-Yards	4-30	5-49
PUNTS-YARDS	2-96	1-53
Average Yards Per Punt	48.0	53.0
Net Yards Per Punt	22.5	33
Inside 20	0	0
50+ Yards	1	1
Touchbacks	0	1
Fair catch	0	0
KICKOFF-YARDS	6-342	6-372
Average Yards Per Kickoff	57.0	62.0
Net Yards Per Kickoff	36.7	40
Touchbacks	4	3
Fair Catch Yards	0	24
Punt returns: Number-Yards-TD	0-0-0	2-51-0
Average Per Return	0.0	25.5
Kickoff returns: Number-Yds-TD	2-33-0	1-17-0
Average Per Return	16.5	17.0
Interceptions: Number-Yds-TD	0-0-0	0-0-0
Fumble Returns: Number-Yds-TD	0-0-0	0-0-0
Miscellaneous Yards	0	0
Possession Time	35:37	24:23
1st Quarter	07:48	07:12
2nd Quarter	08:32	06:28
3rd Quarter	10:12	04:48
4th Quarter	09:05	05:55
Third-Down Conversions	6-15	2-7
Fourth-Down Conversions	4-5	2-2
Red-Zone Scores-Chances	4-4	4-5
Touchdowns	3-4	4-5
Field goals	1-4	0-5
Sacks By: Number-Yards	0-0	1-11
PAT Kicks	3-3	5-5
Field Goals	2-2	0-1
Points off Turnover	0	7

Team	1st	2nd	3rd	4th	Total
South Florida	0	6	14	7	27
BYU	21	7	7	0	35

SCORING SUMMARY

Qtr	Time	Scoring Play	V-H
1st	13:05	BYU - #13 M.Wake 5 yd pass from #16 B.Romney (#37 J.Smith kick), 4-75, 01:55	0-7
1st	09:16	BYU - #25 T.Allgeier 1 yd rush (#37 J.Smith kick), 5-65, 01:44	0-14
1st	04:20	BYU - #25 T.Allgeier 1 yd rush (#37 J.Smith kick), 8-34, 03:33	0-21
2nd	12:41	USF - #32 S.Shrader 29 yd FG, 13-69, 06:35	3-21
2nd	04:57	USF - #32 S.Shrader 42 yd FG, 12-62, 05:07	6-21
2nd	01:06	BYU - #2 N.Pau'u 9 yd pass from #16 B.Romney (#37 J.Smith kick), 7-75, 03:51	6-28
3rd	07:25	USF - #10 X.Weaver 3 yd rush (#32 S.Shrader kick), 14-75, 07:35	13-28
3rd	05:40	BYU - #18 G.Romney 47 yd pass from #16 B.Romney (#37 J.Smith kick), 4-75, 01:45	13-35
3rd	03:03	USF - #0 J.Mangham 2 yd rush (#32 S.Shrader kick), 6-54, 02:30	20-35
4th	05:41	USF - #0 J.Mangham 1 yd rush (#32 S.Shrader kick), 19-94, 09:05	27-35

SOUTH FLORIDA

RUSHING											
	No.	Gain	Loss	Net	TD	Lg	Avg				
Jaren Mangham	26	90	4	86	2	16	3.3				
Timmy McClain	15	59	4	55	0	18	3.7				
Kelly Joiner Jr.	4	28	0	28	0	14	7.0				
Demetris Harris	0	7	0	7	0	7	0.0				
Xavier Weaver	1	3	0	3	1	3	3.0				
Brian Battie	2	7	5	2	0	7	1.0				
Totals:	48	194	13	181	3	18	3.8				

PASSING											
	No.	C-A-I	Yds	TD	Long	Sack					
Timmy McClain	17	24-0	186	0	26	1					
Totals:	17	24-0	186	0	26	1					

RECEIVING											
	TAR	No.	Yards	YAC	TD	Long					
Xavier Weaver	10	5	76	17	0	26					
Demarcus Gregory	4	4	54	6	0	17					
Omarion Dollson	4	3	21	12	0	10					
Brian Battie	2	2	11	4	0	6					
Jaren Mangham	1	1	14	17	0	14					
Kelly Joiner Jr.	1	1	6	5	0	6					
Randal Copeland	1	1	4	0	0	4					
Mitchell Brinkman	1	0	0	0	0	0					
Totals:	24	17	186	61	0	26					

PUNTING											
	No.	Yds	Avg	Long	In20	TB					
Andrew Stokes	2	96	48.0	53	0	0					
Totals:	2	96	48.0	53	0	0					

RETURNS											
	Punt	Kickoff	Intercept								
	No	Yds	Lg	No	Yds	Lg	No	Yds	Lg		
Jimmy Horn Jr.	0	0	0	1	5	5	0	0	0		
Brian Battie	0	0	0	1	28	28	0	0	0		
Totals:	0	0	0	2	33	28	0	0	0		

FIELD GOALS											
	Qtr	Time	Dist	Result							
Spencer Shrader	2nd	12:41	29	GOOD							
Spencer Shrader	2nd	04:57	42	GOOD							

KICKOFFS											
	No.	Yards	Avg	TB	OB						
Spencer Shrader	6	342	57.0	4	1						

ALL-PURPOSE											
	Rush	Rcv	KR	PR	IR	Total					
Jaren Mangham	86	14	0	0	0	100					
Xavier Weaver	3	76	0	0	0	79					
Timmy McClain	55	0	0	0	0	55					
Demarcus Gregory	0	54	0	0	0	54					

BYU											
	No.	Gain	Loss	Net	TD	Lg	Avg				
Tyler Allgeier	15	86	5	81	2	14	5.4				
Lopini Katoa	4	40	0	40	0	25	10.0				
Baylor Romney	4	20	6	14	0	13	3.5				
Samsom Nacua	2	3	0	3	0	3	1.5				
Totals:	25	149	11	138	2	25	5.5				

PASSING											
	No.	C-A-I	Yds	TD	Long	S					
Baylor Romney	20	25-0	305	3	55	1					
Totals:	20	25-0	305	3	55	1					

RECEIVING											
	TAR	No.	Yards	YAC	TD	Long					
Gunner Romney	5	5	119	16	1	55					
Mason Wake	5	5	24	24	1	24					
Puka Nacua	5	4	102	38	0	55					
Neil Pau'u	5	4	42	24	1	24					
Isaac Rex	3	1	14	11	0	11					
Tyler Allgeier	2	1	4	3	0	4					
Totals:	25	20	305	116	3	55					

PUNTING											
	No.	Yds	Avg	Long	In20	TB					
Ryan Reikow	1	53	53.0	53	0	0					
Totals:	1	53	53.0	53	0	0					

RETURNS											
	Punt	Kickoff	Intercept								
	No	Yds	Lg	No	Yds	Lg	No	Yds	Lg		
Hobbs Nyberg	2	51	42	0	0	0	0	0	0		
Caleb Christensen	0	0	0	1	17	17	0	0	0		
Totals:	2	51	42	1	17	17	0	0	0		

FIELD GOALS											
	Qtr	Time	Dist	Result							
Justin Smith	4th	14:46	22	BLOCKED							

KICKOFFS											
	No.	Yards	Avg	TB	OB						
Justin Smith	6	372	62.0	3	1						

ALL-PURPOSE											
	Rush	Rcv	KR	PR	IR	Total					
Gunner Romney	0	119	0	0	0	119					
Puka Nacua	0	102	0	0	0	102					
Tyler Allgeier	81	4	0	0	0	85					
Hobbs Nyberg	0	0	0	0	51	51					

FUMBLES
 South Florida - Timmy McClain 1-1, Brian Battie 1-0
 BYU - TEAM 1-1, Baylor Romney 1-0

SOUTH FLORIDA

#	Name	Solo	Asst	Total	Sacks-Yds	TFL-Yds	FF	FR-Yds	Int-Yds	BrUp	Bkls	OBH
0	Daquan Evans	5	3	8	0-0	0-0	0	0-0	0	0	0	0
3	Vincent Davis	2	4	6	0-0	0-0	0	0-0	0	0	0	0
5	Antonio Grier	2	3	5	0-0	0-0	0	0-0	0	0	0	1
11	Dwayne Boyles	2	2	4	0-0	0-1	0	0-0	0	0	0	0
1	Matthew Hill	2	2	4	0-0	0-0	0	0-0	0	0	0	0
59	Andrew Mims	2	1	3	0-0	0-0	0	0-0	0	0	0	0
20	Damarcus Bellamy	1	2	3	0-0	0-0	0	0-0	0	0	0	0
22	Mekhi LaPointe	1	2	3	0-0	0-0	0	0-0	0	0	0	0
40	Jason Vaughn	2	0	2	0-0	0-0	0	0-0	0	0	0	0
2	TJ Robinson	1	1	2	0-0	0-0	0	0-0	0	0	0	0
16	Brock Nichols	1	1	2	0-0	0-0	0	0-0	0	0	0	0
23	Thad Mangum	1	1	2	0-0	0-0	0	0-0	0	0	0	0
45	Darlen Grant	0	2	2	0-0	0-0	0	0-0	0	0	1	0
33	Timarcus Simpson	1	0	1	0-0	0-0	0	0-0				



**2021-22 South Fla. Football
Team Game-by-Game
All games**

Date	Opponent	Rushing				Receiving				Passing				Kick Returns				Punt Returns				tot off		
		no.	yds	td	lg	no.	yds	td	lg	cmp	att	int	yds	td	lg	no.	yds	td	lg	no.	yds		td	lg
09/02/2021	at NC State	32	104	0	17	14	167	0	44	14	33	3	167	0	44	4	66	0	33	0	0	0	0	271
09/11/2021	Florida	41	95	2	13	17	188	0	44	17	30	1	188	0	44	3	40	0	18	2	48	0	45	283
09/18/2021	Florida A&M	46	241	4	42	12	163	1	40	12	26	0	163	1	40	0	0	0	0	4	45	0	29	404
09/25/2021	at BYU	48	181	3	18	17	186	0	26	17	24	0	186	0	26	2	33	0	28	0	0	0	0	367
South Fla.		167	621	9	42	60	704	1	44	60	113	4	704	1	44	9	139	0	33	6	93	0	45	1325
Opponents		138	926	10	80	79	1088	9	75	79	125	3	1088	9	75	4	72	0	25	6	77	0	42	2014

South Fla. Averages

Games	Avg/ rush	Avg/ catch	Pass effic	KR avg	PR avg	All purpose avg/game	Total offense avg/game
4	3.7	11.7	101.3	15.4	15.5	418.0	331.3

Date	Opponent	Tackles				Sacks	Fumble	Pass Defense			blkd	PAT attempts			off			
		ua	a	total	tfl-yds	no-yds	ff	fr	yds	qbh	brup	kick	kick	rush	rcv	saf	t/o	pts
09/02/2021	at NC State	25	54	79	3.0-10	1-7	0	0-0	1-27	2	1	0	0-0	0	0	0	0	0
09/11/2021	Florida	46	20	66	3.0-14	1-8	0	0-0	2-88	1	3	0	2-2	0	0	0	10	20
09/18/2021	Florida A&M	41	18	59	4.0-8	1-2	0	1-0	0-0	4	5	0	5-5	0	0	0	0	38
09/25/2021	at BYU	28	26	54	1.0-1	0-0	0	0-0	0-0	1	0	1	3-3	0	0	0	0	27
South Fla.		140	118	258	11.0-33	3-17	0	1-0	3-115	8	9	1	10-10	0	0	0	10	85
Opponents		158	128	286	25.0-85	6-28	2	2-0	4-22	13	12	0	19-19	0	0	0	21	139

Date	Opponent	Punting										Field Goals			Kickoffs			
		no.	yds	avg	long	blkd	tb	fc	50+	i20	md-att	long	blkd	no.	yds	avg	tb	ob
09/02/2021	at NC State	8	361	45.1	66	0	1	2	2	1	0-0	0	0	1	65	65.0	0	0
09/11/2021	Florida	7	278	39.7	52	0	0	2	1	1	2-2	32	0	5	315	63.0	3	0
09/18/2021	Florida A&M	6	221	36.8	50	0	0	1	1	3	1-1	49	0	7	450	64.3	3	0
09/25/2021	at BYU	2	96	48.0	53	0	0	0	1	0	2-2	42	0	6	342	57.0	4	1
South Fla.		23	956	41.6	66	0	1	5	5	5	5-5	49	0	19	1172	61.7	10	1
Opponents		12	510	42.5	57	0	1	2	5	5	2-5	49	1	25	1574	63.0	12	1



**2021-22 South Fla. Football
Opponents Game-by-Game
All games**

Date	Opponent	Rushing				Receiving				Passing				Kick Returns				Punt Returns				tot off		
		no.	yds	td	lg	no.	yds	td	lg	cmp	att	int	yds	td	lg	no.	yds	td	lg	no.	yds		td	lg
09/02/2021	at NC State	40	293	4	46	17	232	2	51	17	26	1	232	2	51	1	25	0	25	2	12	0	9	525
09/11/2021	Florida	44	363	3	80	17	303	3	75	17	25	2	303	3	75	2	30	0	16	0	0	0	0	666
09/18/2021	Florida A&M	29	132	1	40	25	248	1	25	25	49	0	248	1	25	0	0	0	0	2	14	0	11	380
09/25/2021	at BYU	25	138	2	25	20	305	3	55	20	25	0	305	3	55	1	17	0	17	2	51	0	42	443
Opponents		138	926	10	80	79	1088	9	75	79	125	3	1088	9	75	4	72	0	25	6	77	0	42	2014
South Fla.		167	621	9	42	60	704	1	44	60	113	4	704	1	44	9	139	0	33	6	93	0	45	1325

Opponents Averages

Games	Avg/ rush	Avg/ catch	Pass effic	KR avg	PR avg	All purpose avg/game	Total offense avg/game
4	6.7	13.8	155.3	18.0	12.8	546.3	503.5

Date	Opponent	Tackles				Sacks	Fumble	Pass Defense			blkd	PAT attempts			off			
		ua	a	total	tfl-yds	no-yds	ff	fr	yds	qbh	brup	kick	kick	rush	rcv	saf	t/o	pts
09/02/2021	at NC State	30	38	68	7.0-28	0-0	0	0-0	3-22	10	4	0	6-6	0	0	0	14	45
09/11/2021	Florida	46	30	76	7.0-18	3-9	0	0-0	1-0	1	2	0	6-6	0	0	0	7	42
09/18/2021	Florida A&M	41	30	71	5.0-26	2-18	1	1-0	0-0	0	4	0	2-2	0	0	0	0	17
09/25/2021	at BYU	41	30	71	6.0-13	1-1	1	1-0	0-0	2	2	0	5-5	0	0	0	0	35
Opponents		158	128	286	25.0-85	6-28	2	2-0	4-22	13	12	0	19-19	0	0	0	21	139
South Fla.		140	118	258	11.0-33	3-17	0	1-0	3-115	8	9	1	10-10	0	0	0	10	85

Date	Opponent	Punting								Field Goals			Kickoffs					
		no.	yds	avg	long	blkd	tb	fc	50+	i20	md-att	long	blkd	no.	yds	avg	tb	ob
09/02/2021	at NC State	3	128	42.7	57	0	0	1	1	3	1-1	34	0	8	517	64.6	4	0
09/11/2021	Florida	3	137	45.7	57	0	0	1	2	1	0-0	0	0	7	432	61.7	2	1
09/18/2021	Florida A&M	5	192	38.4	51	0	0	0	1	1	1-3	49	0	4	253	63.3	3	0
09/25/2021	at BYU	1	53	53.0	53	0	1	0	1	0	0-1	0	1	6	372	62.0	3	0
Opponents		12	510	42.5	57	0	1	2	5	5	2-5	49	1	25	1574	63.0	12	1
South Fla.		23	956	41.6	66	0	1	5	5	5	5-5	49	0	19	1172	61.7	10	1



2021-22 South Fla. Football
Overall Team Statistics
All games

Team Statistics

	USF	OPP
Scoring	85	139
Points per game	21.3	34.8
Points Off Turnovers	10	21
First Downs	76	94
Rushing	38	38
Passing	31	50
Penalty	7	6
Rushing Yardage	621	926
Yards gained rushing	735	994
Yards lost rushing	114	68
Rushing attempts	167	138
Average per rush	3.7	6.7
Average per game	155.3	231.5
TDs Rushing	9	10
Passing Yardage	704	1088
Comp-Att-Int	60-113-4	79-125-3
Average per pass	6.2	8.7
Average per catch	11.7	13.8
Average per game	176.0	272.0
TDs Passing	1	9
Total offense	1325	2014
Total plays	280	263
Average per play	4.7	7.7
Average per game	331.3	503.5
Kick returns: #-Yards	9-139	4-72
Punt returns: #-Yards	6-93	6-77
Int returns: #-Yards	3-115	4-22
Kick return average	15.4	18.0
Punt return average	15.5	12.8
Int return average	38.3	5.5
Fumbles-Lost	9-2	6-1
Penalties-Yards	17-185	20-169
Average per game	46.3	42.3
Punts-Yards	23-956	12-510
Average per punt	41.6	42.5
Net punt average	37.3	33.1
Kickoffs-Yards	19-1172	25-1574
Average per kick	61.7	63.0
Net kick average	40.4	42.2
Time of possession / game	31:31	28:29
3rd-down conversion	20/63	19/48
3rd-down pct	32%	40%
4rd-down conversion	4/9	5/10



2021-22 South Fla. Football
Overall Team Statistics
All games

Page 2/2
as of Sep 26, 2021

	USF	OPP
4rd-down pct	44%	50%
Sacks by-Yards	3-17	6-28
Misc Yards	0	0
Touchdowns scored	10	19
Field goals - attempts	5-5	2-5
On-Side kicks	0-0	0-0
Red-zone scores	(13-16) 81%	(11-14) 79%
Red-zone touchdowns	(10-16) 63%	(10-14) 71%
PAT-attempts	(10-10) 100%	(19-19) 100%
Attendance	94167	112850
Games / Avg per game	2/47084	2/56425
Neutral site games	-	0/0

Score by Periods

Team	1st	2nd	3rd	4th	OT	TOT
South Fla.	13	20	31	21	0	85
Opponents	48	42	28	21	0	139



2021-22 South Fla. Football
Overall Defense Statistics
All games

Team Defense

#	Player	gp	Tackles				tfl/yds	Sacks no-yds	Pass defense			Fumbles		blkd	
			ua	a	tot				int-yds	brup	qbh	fr-yds	ff	kick	saf
59	Andrew Mims	4	8	17	25	
0	Daquan Evans	4	19	6	25	.	.	.	1	
11	Dwayne Boyles	4	11	13	24	1-4	.	.	1	
1	Matthew Hill	4	14	9	23	.	.	1-27	
5	Antonio Grier	4	8	13	21	1-7	1-7	.	.	3	
3	Vincent Davis	4	13	5	18	.	.	.	1	
2	TJ Robinson	4	11	3	14	.	.	.	1	1	
23	Thad Mangum	4	5	8	13	1.5-2	
20	Damaurez Bellamy	3	8	3	11	2-5	.	.	1	1	
22	Mekhi LaPointe	3	4	7	11	.	.	1-50	
16	Brock Nichols	4	6	3	9	.	.	1-38	1	
17	Blake Green	4	4	5	9	2.5-10	1.5-9	.	.	1	
45	Darrien Grant	3	1	5	6	1-1	
40	Jason Vaughn	2	5	1	6	0.5-1	0.5-1	
10	Kevin Kegler	3	4	2	6	0.5-1	1-0	.	.	.	
15	Jayden Curry	1	4	1	5	.	.	.	1	
8	Christopher Townsel	1	.	4	4	
91	Rashawn Yates	3	.	3	3	0.5-0	.	.	.	1	
4	Christian Williams	1	2	1	3	
99	Ryan Thaxton	3	2	1	3	.	.	.	1	1	
13	Tramel Logan	2	1	2	3	.	.	.	1	
33	Timarcus Simpson	2	2	.	2	
21	Jaelen Stokes	2	.	2	2	
93	Tyrone Barber	1	1	1	2	
56	Mack Gresham	1	1	.	1	
21	Brian Battie	1	1	.	1	
12	Ben Knox	1	1	.	1	
29	Brian Norris	1	.	1	1	0.5-2	
41	Mychael Hamilton	1	1	.	1	
83	Logan Berryhill	1	.	1	1	
96	Kelvin Pinkney	1	1	.	1	
34	Joshua Green	1	.	1	1	
19	Jalen Herring	1	1	.	1	
36	Andrew Stokes	1	1	.	1	
	Totals	4	140	118	258	11-33	3-17	3-115	9	8	1-0	0	0	0	
	Opponents	4	158	128	286	25-85	6-28	4-22	12	13	2-0	2	1	0	



**2021-22 South Fla. Football
Team Game Highs
All games**

Page 1/1
as of Sep 26, 2021

South Fla. - Game Highs

RUSHES	48	at BYU (09/25/2021)
YARDS RUSHING	241	Florida A&M (09/18/2021)
YARDS PER RUSH	5.2	Florida A&M (09/18/2021)
TD RUSHES	4	Florida A&M (09/18/2021)
PASS ATTEMPTS	33	at NC State (09/02/2021)
PASS COMPLETIONS	17	at BYU (09/25/2021)
	17	Florida (09/11/2021)
YARDS PASSING	188	Florida (09/11/2021)
YARDS PER PASS	7.8	at BYU (09/25/2021)
TD PASSES	1	Florida A&M (09/18/2021)
TOTAL PLAYS	72	at BYU (09/25/2021)
	72	Florida A&M (09/18/2021)
TOTAL OFFENSE	404	Florida A&M (09/18/2021)
YARDS PER PLAY	5.6	Florida A&M (09/18/2021)
POINTS	38	Florida A&M (09/18/2021)
SACKS BY	1	Florida (09/11/2021)
	1	Florida A&M (09/18/2021)
	1	at NC State (09/02/2021)
FIRST DOWNS	23	at BYU (09/25/2021)
PENALTIES	6	at NC State (09/02/2021)
PENALTY YARDS	70	at NC State (09/02/2021)
TURNOVERS	3	at NC State (09/02/2021)
PUNTS	8	at NC State (09/02/2021)
PUNTING AVG	48.0	at BYU (09/25/2021)
LONG PUNT	66	at NC State (09/02/2021)
PUNTS INSIDE 20	3	Florida A&M (09/18/2021)
LONG PUNT RETURN	45	Florida (09/11/2021)



**2021-22 South Fla. Football
Opponent Match Highs
All games**

Page 1/1
as of Sep 26, 2021

Opponent - Game Highs

RUSHES	44	Florida (09/11/2021)
YARDS RUSHING	363	Florida (09/11/2021)
YARDS PER RUSH	8.3	Florida (09/11/2021)
TD RUSHES	4	at NC State (09/02/2021)
PASS ATTEMPTS	49	Florida A&M (09/18/2021)
PASS COMPLETIONS	25	Florida A&M (09/18/2021)
YARDS PASSING	305	at BYU (09/25/2021)
YARDS PER PASS	12.2	at BYU (09/25/2021)
TD PASSES	3	at BYU (09/25/2021)
	3	Florida (09/11/2021)
TOTAL PLAYS	78	Florida A&M (09/18/2021)
TOTAL OFFENSE	666	Florida (09/11/2021)
YARDS PER PLAY	9.7	Florida (09/11/2021)
POINTS	45	at NC State (09/02/2021)
SACKS BY	3	Florida (09/11/2021)
FIRST DOWNS	27	at NC State (09/02/2021)
PENALTIES	8	Florida A&M (09/18/2021)
PENALTY YARDS	50	Florida A&M (09/18/2021)
TURNOVERS	2	Florida (09/11/2021)
PUNTS	5	Florida A&M (09/18/2021)
PUNTING AVG	53.0	at BYU (09/25/2021)
LONG PUNT	57	Florida (09/11/2021)
	57	at NC State (09/02/2021)
PUNTS INSIDE 20	3	at NC State (09/02/2021)
LONG PUNT RETURN	42	at BYU (09/25/2021)



2021-22 South Fla. Football
Team Match Lows
All games

South Fla. - Game Lows

RUSHES	32	at NC State (09/02/2021)
YARDS RUSHING	95	Florida (09/11/2021)
YARDS PER RUSH	2.3	Florida (09/11/2021)
TD RUSHES	0	at NC State (09/02/2021)
PASS ATTEMPTS	24	at BYU (09/25/2021)
PASS COMPLETIONS	12	Florida A&M (09/18/2021)
YARDS PASSING	163	Florida A&M (09/18/2021)
YARDS PER PASS	5.1	at NC State (09/02/2021)
TD PASSES	0	at BYU (09/25/2021)
	0	Florida (09/11/2021)
	0	at NC State (09/02/2021)
TOTAL PLAYS	65	at NC State (09/02/2021)
TOTAL OFFENSE	271	at NC State (09/02/2021)
YARDS PER PLAY	4.0	Florida (09/11/2021)
POINTS	0	at NC State (09/02/2021)
SACKS BY	0	at BYU (09/25/2021)
FIRST DOWNS	15	at NC State (09/02/2021)
PENALTIES	2	Florida (09/11/2021)
PENALTY YARDS	30	at BYU (09/25/2021)
	30	Florida (09/11/2021)
INTERCEPTIONS BY	0	at BYU (09/25/2021)
	0	Florida A&M (09/18/2021)
PUNTS	2	at BYU (09/25/2021)
PUNTING AVG	36.8	Florida A&M (09/18/2021)
LONG PUNT	50	Florida A&M (09/18/2021)
PUNTS INSIDE 20	0	at BYU (09/25/2021)
LONG PUNT RETURN	0	at BYU (09/25/2021)
	0	at NC State (09/02/2021)



2021-22 South Fla. Football
Opponent Match Lows
All games

Opponent - Game Lows

RUSHES	25	at BYU (09/25/2021)
YARDS RUSHING	132	Florida A&M (09/18/2021)
YARDS PER RUSH	4.6	Florida A&M (09/18/2021)
TD RUSHES	1	Florida A&M (09/18/2021)
PASS ATTEMPTS	25	at BYU (09/25/2021)
	25	Florida (09/11/2021)
PASS COMPLETIONS	17	Florida (09/11/2021)
	17	at NC State (09/02/2021)
YARDS PASSING	232	at NC State (09/02/2021)
YARDS PER PASS	5.1	Florida A&M (09/18/2021)
TD PASSES	1	Florida A&M (09/18/2021)
TOTAL PLAYS	50	at BYU (09/25/2021)
TOTAL OFFENSE	380	Florida A&M (09/18/2021)
YARDS PER PLAY	4.9	Florida A&M (09/18/2021)
POINTS	17	Florida A&M (09/18/2021)
SACKS BY	0	at NC State (09/02/2021)
FIRST DOWNS	20	Florida A&M (09/18/2021)
PENALTIES	3	at NC State (09/02/2021)
PENALTY YARDS	25	at NC State (09/02/2021)
INTERCEPTIONS BY	0	at BYU (09/25/2021)
	0	Florida A&M (09/18/2021)
PUNTS	1	at BYU (09/25/2021)
PUNTING AVG	38.4	Florida A&M (09/18/2021)
LONG PUNT	51	Florida A&M (09/18/2021)
PUNTS INSIDE 20	0	at BYU (09/25/2021)
LONG PUNT RETURN	0	Florida (09/11/2021)



2021-22 South Fla. Football
Individual Game Highs
All games

South Fla. - Individual Game Highs

RUSHES	26	Jaren Mangham at BYU (09/25/2021)
YARDS RUSHING	110	Brian Battie vs Florida A&M (09/18/2021)
TD RUSHES	3	Jaren Mangham vs Florida A&M (09/18/2021)
LONG RUSH	42	Brian Battie vs Florida A&M (09/18/2021)
PASS ATTEMPTS	24	Timmy McClain at BYU (09/25/2021)
PASS COMPLETIONS	17	Timmy McClain at BYU (09/25/2021)
YARDS PASSING	186	Timmy McClain at BYU (09/25/2021)
TD PASSES	1	Timmy McClain vs Florida A&M (09/18/2021)
LONG PASS	44	Timmy McClain vs Florida (09/11/2021)
	44	Timmy McClain at NC State (09/02/2021)
RECEPTIONS	5	Xavier Weaver at BYU (09/25/2021)
	5	Xavier Weaver vs Florida A&M (09/18/2021)
YARDS RECEIVING	77	Xavier Weaver vs Florida A&M (09/18/2021)
TD RECEPTIONS	1	Xavier Weaver vs Florida A&M (09/18/2021)
LONG RECEPTION	44	Xavier Weaver vs Florida (09/11/2021)
	44	Xavier Weaver at NC State (09/02/2021)
PUNTS	8	Andrew Stokes at NC State (09/02/2021)
PUNTING AVG	48.0	Andrew Stokes at BYU (09/25/2021)
LONG PUNT	66	Andrew Stokes at NC State (09/02/2021)
PUNTS INSIDE 20	3	Andrew Stokes vs Florida A&M (09/18/2021)
LONG PUNT RETURN	45	Xavier Weaver vs Florida (09/11/2021)
LONG KICKOFF RETURN	33	Brian Battie at NC State (09/02/2021)
TACKLES	14	Andrew Mims at NC State (09/02/2021)
SACKS	1	Blake Green vs Florida (09/11/2021)
	1	Antonio Grier at NC State (09/02/2021)
TACKLES FOR LOSS	2	Damaurez Bellamy vs Florida A&M (09/18/2021)
	2	Blake Green vs Florida (09/11/2021)



**2021-22 South Fla. Football
Opponent Individual Match Highs
All games**

Opponent - Individual Game Highs

RUSHES	16	Zonovan Knight at NC State (09/02/2021)
	16	Ricky Person at NC State (09/02/2021)
YARDS RUSHING	163	Zonovan Knight at NC State (09/02/2021)
TD RUSHES	2	Tyler Allgeier at BYU (09/25/2021)
	2	Ricky Person at NC State (09/02/2021)
LONG RUSH	80	Anthony Richardson vs Florida (09/11/2021)
PASS ATTEMPTS	49	Rasean McKay vs Florida A&M (09/18/2021)
PASS COMPLETIONS	25	Rasean McKay vs Florida A&M (09/18/2021)
YARDS PASSING	305	Baylor Romney at BYU (09/25/2021)
TD PASSES	3	Baylor Romney at BYU (09/25/2021)
LONG PASS	75	Anthony Richardson vs Florida (09/11/2021)
RECEPTIONS	15	Xavier Smith vs Florida A&M (09/18/2021)
YARDS RECEIVING	175	Jacob Copeland vs Florida (09/11/2021)
TD RECEPTIONS	2	Jacob Copeland vs Florida (09/11/2021)
LONG RECEPTION	75	Jacob Copeland vs Florida (09/11/2021)
FIELD GOALS	1	Jose Romo-Martinez vs Florida A&M (09/18/2021)
	1	Christopher Dunn at NC State (09/02/2021)
LONG FIELD GOALS	49	Jose Romo-Martinez vs Florida A&M (09/18/2021)
PUNTS	3	Chris Faddoul vs Florida A&M (09/18/2021)
	3	Jeremy Crawshaw vs Florida (09/11/2021)
PUNTING AVG	53.0	Ryan Rehkow at BYU (09/25/2021)
LONG PUNT	57	Jeremy Crawshaw vs Florida (09/11/2021)
	57	Trenton Gill at NC State (09/02/2021)
PUNTS INSIDE 20	2	Trenton Gill at NC State (09/02/2021)
LONG PUNT RETURN	42	Hobbs Nyberg at BYU (09/25/2021)
LONG KICKOFF RETURN	25	Zonovan Knight at NC State (09/02/2021)
TACKLES	15	Markquese Bell vs Florida A&M (09/18/2021)
SACKS	1	Max Tooley at BYU (09/25/2021)
	1	Isaiah Land vs Florida A&M (09/18/2021)
	1	Markquese Bell vs Florida A&M (09/18/2021)
	1	Jeremiah Moon vs Florida (09/11/2021)
TACKLES FOR LOSS	2.5	Zachary Carter vs Florida (09/11/2021)
INTERCEPTIONS	1	Kaiir Elam vs Florida (09/11/2021)
	1	Drake Thomas at NC State (09/02/2021)
	1	Tanner Ingle at NC State (09/02/2021)
	1	Cyrus Fagan at NC State (09/02/2021)



2021-22 South Fla. Football
Individual Statistics
All games

Rushing

Player	gp	att	gain	loss	net	avg	td	lg	avg/g
Jaren Mangham	4	46	173	5	168	3.7	7	17	42.0
Brian Battie	4	24	158	13	145	6.0	0	42	36.3
Timmy McClain	4	41	180	47	133	3.2	0	27	33.3
Darrian Felix	3	28	98	14	84	3.0	0	16	28.0
Kelly Joiner Jr.	4	13	77	0	77	5.9	0	15	19.3
Cade Fortin	2	7	25	8	17	2.4	0	11	8.5
Yasias Young	1	4	14	0	14	3.5	1	10	14.0
Demetris Harris	4	0	7	0	7	0.0	0	7	1.8
Xavier Weaver	4	1	3	0	3	3.0	1	3	0.8
Omarion Dollison	4	1	0	4	-4	-4.0	0	0	-1.0
Katravis Marsh	2	1	0	4	-4	-4.0	0	0	-2.0
Jimmy Horn Jr.	4	1	0	5	-5	-5.0	0	0	-1.3
Latrell Williams	3	0	0	14	-14	0.0	0	0	-4.7
Total	4	167	735	114	621	3.7	9	42	155.3
Opponents	4	138	994	68	926	6.7	10	80	231.5

Passing

Player	gp	effic	comp-att-int	pct	yds	td	lg	avg/g
Timmy McClain	4	123.1	40-70-2	57.1	558	1	44	139.5
Cade Fortin	2	68.7	19-38-2	50.0	132	0	24	66.0
Katravis Marsh	2	54.4	1-4-0	25.0	14	0	14	7.0
Xavier Weaver	4	0.0	0-1-0	0.0	0	0	0	0.0
Total	4	101.3	60-113-4	53.1	704	1	44	176.0
Opponents	4	155.3	79-125-3	63.2	1088	9	75	272.0

Receiving

Player	gp	no.	yds	avg	td	lg	avg/g
Xavier Weaver	4	14	294	21.0	1	44	73.5
Omarion Dollison	4	8	73	9.1	0	16	18.3
Latrell Williams	3	7	57	8.1	0	40	19.0
Darrian Felix	3	5	26	5.2	0	11	8.7
Bryce Miller	3	4	22	5.5	0	9	7.3
Demarcus Gregory	3	4	54	13.5	0	17	18.0
Mitchell Brinkman	4	4	64	16.0	0	31	16.0
Jimmy Horn Jr.	4	4	22	5.5	0	8	5.5
Brian Battie	4	3	31	10.3	0	20	7.8
Kelly Joiner Jr.	4	2	8	4.0	0	6	2.0
Sean Atkins	4	2	34	17.0	0	23	8.5
Jaren Mangham	4	2	15	7.5	0	14	3.8
Randal Copeland	1	1	4	4.0	0	4	4.0
Total	4	60	704	11.7	1	44	176.0
Opponents	4	79	1088	13.8	9	75	272.0

Punt Returns

Player	no.	yds	avg	td	lg
Xavier Weaver	6	93	15.5	0	45
Total	6	93	15.5	0	45
Opponents	6	77	12.8	0	42

Interceptions

Player	no.	yds	avg	td	lg
Matthew Hill	1	27	27.0	0	27
Brock Nichols	1	38	38.0	0	38
Mekhi LaPointe	1	50	50.0	0	50
Total	3	115	38.3	0	50
Opponents	4	22	5.5	0	16

Kick Returns

Player	no.	yds	avg	td	lg
Brian Battie	5	105	21.0	0	33
Jimmy Horn Jr.	4	34	8.5	0	14
Total	9	139	15.4	0	33
Opponents	4	72	18.0	0	25

Fumble Returns

Player	no.	yds	avg	td	lg
Total	0	0	0.0	0	0
Opponents	0	0	0.0	0	0



2021-22 South Fla. Football
Individual Statistics
All games

Scoring

Player	td	fg	PAT				dxp	saf	pts
			kick	rush	rcv	pass			
Jaren Mangham	7	-	-	-	-	-	-	-	42
Spencer Shrader	-	5-5	10-10	-	-	-	-	-	25
Xavier Weaver	2	-	-	-	-	-	-	-	12
Yasias Young	1	-	-	-	-	-	-	-	6
Total	10	5-5	10-10	0	0	0	0	0	85
Opponents	19	2-5	19-19	0	0	0	0	0	139

Field Goals

Player	fg	pct.	01-19	20-29	30-39	40-49	50-99	lg	blk
Spencer Shrader	5-5	100.0	0-0	2-2	1-1	2-2	0-0	49	0
Opponents	2-5	40.0	0-0	0-1	1-1	1-3	0-0	49	1

FG Sequence

Team Name	South Fla.	Opponents
Florida	(25),(32)	
NC State		(34)

Numbers in parentheses indicate field goal was made

Total Offense

Player	g	plays	rush	pass	total	avg/g
Timmy McClain	4	111	133	558	691	172.8
Jaren Mangham	4	46	168	0	168	42.0
Cade Fortin	2	45	17	132	149	74.5
Brian Battie	4	24	145	0	145	36.3
Darrian Felix	3	28	84	0	84	28.0
Kelly Joiner Jr.	4	13	77	0	77	19.3
Yasias Young	1	4	14	0	14	14.0
Katravis Marsh	2	5	-4	14	10	5.0
Demetris Harris	4	0	7	0	7	1.8
Xavier Weaver	4	2	3	0	3	0.8
Omarion Dollison	4	1	-4	0	-4	-1.0
Jimmy Horn Jr.	4	1	-5	0	-5	-1.3
Latrell Williams	3	0	-14	0	-14	-4.7
Total	4	280	621	704	1325	331.3
Opponents	4	263	926	1088	2014	503.5

Punting

Player	no.	yds	avg	lg	tb	fc	i20	50+	blk
Andrew Stokes	23	956	41.6	66	1	5	5	5	0
Total	23	956	41.6	66	1	5	5	5	0
Opponents	12	510	42.5	57	1	2	5	5	0

Kickoffs

Player	no.	yds	avg	tb	ob	retn	net	ydl
Spencer Shrader	19	1172	61.7	10	1			
Total	19	1172	61.7	10	1	7	40.4	24
Opponents	25	1574	63.0	12	1	10	42.2	22



2021-22 South Fla. Football
Individual Statistics
All games

All Purpose

Player	g	rush	rcv	pr	kr	ir	total	avg/g
Xavier Weaver	4	3	294	93	0	0	390	97.5
Brian Battie	4	145	31	0	105	0	281	70.3
Jaren Mangham	4	168	15	0	0	0	183	45.8
Timmy McClain	4	133	0	0	0	0	133	33.3
Darrian Felix	3	84	26	0	0	0	110	36.7
Kelly Joiner Jr.	4	77	8	0	0	0	85	21.3
Omarion Dollison	4	-4	73	0	0	0	69	17.3
Mitchell Brinkman	4	0	64	0	0	0	64	16.0
Demarcus Gregory	3	0	54	0	0	0	54	18.0
Jimmy Horn Jr.	4	-5	22	0	34	0	51	12.8
Mekhi LaPointe	3	0	0	0	0	50	50	16.7
Latrell Williams	3	-14	57	0	0	0	43	14.3
Brock Nichols	4	0	0	0	0	38	38	9.5
Sean Atkins	4	0	34	0	0	0	34	8.5
Matthew Hill	4	0	0	0	0	27	27	6.8
Bryce Miller	3	0	22	0	0	0	22	7.3
Cade Fortin	2	17	0	0	0	0	17	8.5
Yasias Young	1	14	0	0	0	0	14	14.0
Demetris Harris	4	7	0	0	0	0	7	1.8
Randal Copeland	1	0	4	0	0	0	4	4.0
Katravis Marsh	2	-4	0	0	0	0	-4	-2.0
Total	4	621	704	93	139	115	1672	418.0
Opponents	4	926	1088	77	72	22	2185	546.3



**2021-22 South Fla. Football
Combined Team Statistics
All games**

Team Results

Date	Opponent		Score	Att.
09/02/2021	at NC State	L	0-45	52633
09/11/2021	Florida	L	20-42	64692
09/18/2021	Florida A&M	W	38-17	29475
09/25/2021	at BYU	L	27-35	60217

Game Records

Record	Overall	Home	Away	Neutral
ALL GAMES	1-3	1-1	0-2	0-0
CONFERENCE	0-0	0-0	0-0	0-0
NON-CONFERENCE	1-3	1-1	0-2	0-0

Rushing

Player	gp	att	gain	loss	net	avg	td	lg	avg/g
Jaren Mangham	4	46	173	5	168	3.7	7	17	42.0
Brian Battie	4	24	158	13	145	6.0	0	42	36.3
Timmy McClain	4	41	180	47	133	3.2	0	27	33.3
Darrian Felix	3	28	98	14	84	3.0	0	16	28.0
Kelly Joiner Jr.	4	13	77	0	77	5.9	0	15	19.3
Cade Fortin	2	7	25	8	17	2.4	0	11	8.5
Yasias Young	1	4	14	0	14	3.5	1	10	14.0
Demetris Harris	4	0	7	0	7	0.0	0	7	1.8
Xavier Weaver	4	1	3	0	3	3.0	1	3	0.8
Omarion Dollison	4	1	0	4	-4	-4.0	0	0	-1.0
Katravis Marsh	2	1	0	4	-4	-4.0	0	0	-2.0
Jimmy Horn Jr.	4	1	0	5	-5	-5.0	0	0	-1.3
Latrell Williams	3	0	0	14	-14	0.0	0	0	-4.7
Total	4	167	735	114	621	3.7	9	42	155.3
Opponents	4	138	994	68	926	6.7	10	80	231.5

Passing

Player	gp	effic	comp-att-int	pct	yds	td	lg	avg/g
Timmy McClain	4	123.1	40-70-2	57.1	558	1	44	139.5
Cade Fortin	2	68.7	19-38-2	50.0	132	0	24	66.0
Katravis Marsh	2	54.4	1-4-0	25.0	14	0	14	7.0
Xavier Weaver	4	0.0	0-1-0	0.0	0	0	0	0.0
Total	4	101.3	60-113-4	53.1	704	1	44	176.0
Opponents	4	155.3	79-125-3	63.2	1088	9	75	272.0

Receiving

Player	gp	no.	yds	avg	td	lg	avg/g
Xavier Weaver	4	14	294	21.0	1	44	73.5
Omarion Dollison	4	8	73	9.1	0	16	18.3
Latrell Williams	3	7	57	8.1	0	40	19.0
Darrian Felix	3	5	26	5.2	0	11	8.7
Bryce Miller	3	4	22	5.5	0	9	7.3
Demarcus Gregory	3	4	54	13.5	0	17	18.0
Mitchell Brinkman	4	4	64	16.0	0	31	16.0
Jimmy Horn Jr.	4	4	22	5.5	0	8	5.5
Brian Battie	4	3	31	10.3	0	20	7.8
Kelly Joiner Jr.	4	2	8	4.0	0	6	2.0
Sean Atkins	4	2	34	17.0	0	23	8.5
Jaren Mangham	4	2	15	7.5	0	14	3.8
Randal Copeland	1	1	4	4.0	0	4	4.0
Total	4	60	704	11.7	1	44	176.0
Opponents	4	79	1088	13.8	9	75	272.0

Team Statistics

	USF	OPP
First Downs	76	94
Rushing	38	38
Passing	31	50
Penalty	7	6
Rushing Yardage	621	926
Rushing attempts	167	138
Average per rush	3.7	6.7
Average per game	155.3	231.5
TDs Rushing	9	10
Passing Yardage	704	1088
Comp-Att-Int	60-113-4	79-125-3
Average per pass	6.2	8.7
Average per catch	11.7	13.8
Average per game	176.0	272.0
TDs Passing	1	9
Total offense	1325	2014
Average per play	4.7	7.7
Average per game	331.3	503.5
Kick returns: #-Yards	9-139	4-72
Punt returns: #-Yards	6-93	6-77
Int returns: #-Yards	3-115	4-22
Fumbles-Lost	9-2	6-1
Penalties-Yards	17-185	20-169
Punts-Avg	23-41.6	12-42.5
Time of possession / game	31:31	28:29
3rd-down conversion	20/63	19/48
4rd-down conversion	4/9	5/10

Interceptions

Player	no.	yds	avg	td	lg
Matthew Hill	1	27	27.0	0	27
Brock Nichols	1	38	38.0	0	38
Mekhi LaPointe	1	50	50.0	0	50
Total	3	115	38.3	0	50
Opponents	4	22	5.5	0	16



2021-22 South Fla. Football Combined Team Statistics All games

Field Goals

Player	fg	pct.	01-19	20-29	30-39	40-49	50-99	lg	blk
Spencer Shrader	5-5	100.0	0-0	2-2	1-1	2-2	0-0	49	0
Opponents	2-5	40.0	0-0	0-1	1-1	1-3	0-0	49	1

Scoring

Player	td	fg	PAT					dxp	saf	pts
			kick	rush	rcv	pass				
Jaren Mangham	7	-	-	-	-	-	-	-	-	42
Spencer Shrader	-	5-5	10-10	-	-	-	-	-	-	25
Xavier Weaver	2	-	-	-	-	-	-	-	-	12
Yasias Young	1	-	-	-	-	-	-	-	-	6
Total	10	5-5	10-10	0	0	0	0	0	0	85
Opponents	19	2-5	19-19	0	0	0	0	0	0	139

Score by Periods

Team	1st	2nd	3rd	4th	OT	TOT
South Fla.	13	20	31	21	0	85
Opponents	48	42	28	21	0	139

Punting

Player	no.	yds	avg	lg	tb	fc	i20	50+	blk
Andrew Stokes	23	956	41.6	66	1	5	5	5	0
Total	23	956	41.6	66	1	5	5	5	0
Opponents	12	510	42.5	57	1	2	5	5	0

Punt Returns

Player	no.	yds	avg	td	lg
Xavier Weaver	6	93	15.5	0	45
Total	6	93	15.5	0	45
Opponents	6	77	12.8	0	42

Kick Returns

Player	no.	yds	avg	td	lg
Brian Battie	5	105	21.0	0	33
Jimmy Horn Jr.	4	34	8.5	0	14
Total	9	139	15.4	0	33
Opponents	4	72	18.0	0	25

All Purpose

Player	g	rush	rcv	pr	kr	ir	total	avg/g
Xavier Weaver	4	3	294	93	0	0	390	97.5
Brian Battie	4	145	31	0	105	0	281	70.3
Jaren Mangham	4	168	15	0	0	0	183	45.8
Timmy McClain	4	133	0	0	0	0	133	33.3
Darrian Felix	3	84	26	0	0	0	110	36.7
Kelly Joiner Jr.	4	77	8	0	0	0	85	21.3
Omarion Dollison	4	-4	73	0	0	0	69	17.3
Mitchell Brinkman	4	0	64	0	0	0	64	16.0
Demarcus Gregory	3	0	54	0	0	0	54	18.0
Jimmy Horn Jr.	4	-5	22	0	34	0	51	12.8
Mekhi LaPointe	3	0	0	0	0	50	50	16.7
Latrell Williams	3	-14	57	0	0	0	43	14.3
Brock Nichols	4	0	0	0	0	38	38	9.5
Sean Atkins	4	0	34	0	0	0	34	8.5
Matthew Hill	4	0	0	0	0	27	27	6.8
Bryce Miller	3	0	22	0	0	0	22	7.3
Cade Fortin	2	17	0	0	0	0	17	8.5
Yasias Young	1	14	0	0	0	0	14	14.0
Demetris Harris	4	7	0	0	0	7	7	1.8
Randal Copeland	1	0	4	0	0	0	4	4.0
Katravis Marsh	2	-4	0	0	0	0	-4	-2.0
Total	4	621	704	93	139	115	1672	418.0
Opponents	4	926	1088	77	72	22	2185	546.3

Total Offense

Player	g	plays	rush	pass	total	avg/g
Timmy McClain	4	111	133	558	691	172.8
Jaren Mangham	4	46	168	0	168	42.0
Cade Fortin	2	45	17	132	149	74.5
Brian Battie	4	24	145	0	145	36.3
Darrian Felix	3	28	84	0	84	28.0
Kelly Joiner Jr.	4	13	77	0	77	19.3
Yasias Young	1	4	14	0	14	14.0
Katravis Marsh	2	5	-4	14	10	5.0
Demetris Harris	4	0	7	0	7	1.8
Xavier Weaver	4	2	3	0	3	0.8
Omarion Dollison	4	1	-4	0	-4	-1.0
Jimmy Horn Jr.	4	1	-5	0	-5	-1.3
Latrell Williams	3	0	-14	0	-14	-4.7
Total	4	280	621	704	1325	331.3
Opponents	4	263	926	1088	2014	503.5

Team Defense

#	Player	gp	Tackles			tfl/yds	Sacks	Pass defense		Fumbles		blkd	
			ua	a	tot			no-yds	int-yds	brup	qbh	fr-yds	ff



2021-22 South Fla. Football
 Combined Team Statistics
 All games

##	Player	gp	Tackles				Sacks	Pass defense			Fumbles		blkd	
			ua	a	tot	tfl/yds		no-yds	int-yds	brup	qbh	fr-yds	ff	kick
59	Andrew Mims	4	8	17	25
0	Daquan Evans	4	19	6	25	.	.	.	1
11	Dwayne Boyles	4	11	13	24	1-4	.	.	1
1	Matthew Hill	4	14	9	23	.	.	1-27
5	Antonio Grier	4	8	13	21	1-7	1-7	.	.	3
3	Vincent Davis	4	13	5	18	.	.	.	1
2	TJ Robinson	4	11	3	14	.	.	.	1	1
23	Thad Mangum	4	5	8	13	1.5-2
22	Mekhi LaPointe	3	4	7	11	.	.	1-50
20	Damaurez Bellamy	3	8	3	11	2-5	.	.	1	1
17	Blake Green	4	4	5	9	2.5-10	1.5-9	.	.	1
16	Brock Nichols	4	6	3	9	.	.	1-38	1
40	Jason Vaughn	3	5	1	6	0.5-1	0.5-1
45	Darrien Grant	4	1	5	6	1-1
10	Kevin Kegler	4	4	2	6	0.5-1	1-0	.	.	.
15	Jayden Curry	3	4	1	5	.	.	.	1
8	Christopher Townsel	4	.	4	4
91	Rashawn Yates	4	.	3	3	0.5-0	.	.	.	1
99	Ryan Thaxton	4	2	1	3	.	.	.	1	1
4	Christian Williams	2	2	1	3
13	Tramel Logan	3	1	2	3	.	.	.	1
21	Jaelen Stokes	4	.	2	2
33	Timarcus Simpson	4	2	.	2
93	Tyrone Barber	1	1	1	2
41	Mychael Hamilton	3	1	.	1
36	Andrew Stokes	4	1	.	1
19	Jalen Herring	3	1	.	1
34	Joshua Green	1	.	1	1
12	Ben Knox	1	1	.	1
21	Brian Battie	4	1	.	1
83	Logan Berryhill	3	.	1	1
96	Kelvin Pinkney	2	1	.	1
29	Brian Norris	3	.	1	1	0.5-2
56	Mack Gresham	4	1	.	1
Totals		4	140	118	258	11-33	3-17	3-115	9	8	1-0	0	0	0
Opponents		4	158	128	286	25-85	6-28	4-22	12	13	2-0	2	1	0

collegepressbox
SINCE 2005 EVERYTHING BUT THE PREGAME MEAL

2022

NATIONAL CHAMPIONSHIP

JANUARY 10 | INDIANAPOLIS

130 Teams
10 Conferences
44 Bowls
25 Awards

collegepressbox is the official
media website for Division I football

Access and download game notes, quotes, statistics, media guides,
headshots, logos and more for all FBS schools, conferences,
postseason games, awards and the College Football Playoff

For access, please register for an account at:
collegepressbox.com/register