



@USFFOOTBALL

OCT. 18, 2021

UNIVERSITY OF SOUTH FLORIDA BULLS FOOTBALL

TAMPA, FLORIDA

25TH SEASON • 15 WINNING SEASONS • 10 BOWL GAMES • 6 BOWL VICTORIES •
30 NFL DRAFT PICKS • 14 ALL-AMERICA SELECTIONS • REACHED NO. 2 RANKING IN 2007

2021 USF GAME NOTES

GAME 7 • VS TEMPLE

USF DRIVE STARTERS

- ✓ Battie posts 100-yard return, just the third in program history, earns AAC Special Teams POW.
- ✓ Grier posts 69-yard INT return for a TD and standout game to earn weekly AAC Honor Roll recognition.
- ✓ For the first time in 14 years, Bull post and INT return for a TD and kickoff return for a TD in the same game.
- ✓ Mangham logs a TD in fifth straight game, ranks No. 2 nationally with 10 rushing TD.
- ✓ Bulls spend bye week helping Habitat for Humanity.
- ✓ Big play Weaver a big spark for Bulls' offense, leads team in receiving in five of six games on the year.
- ✓ Jeff Scott, 40, is the youngest coach in The American and begins his second season at the helm.
- ✓ Bulls enjoying \$3.3 million in facility upgrades in 2021 with more on the way.

USF STAT LEADERS

RUSHING: Mangham: 70 carries, 264 yds, 10 TD, 44 ypg
PASSING: McClain: 64-117, 929 yds, 1 TD, 2 INT
RECEIVING: Weaver: 21 rec., 380 yds, 1 TD, 63.3 ypg
SCORING: Mangham, 60 pts (10 TD)
TACKLES: Davis & Hill: 39
TFL: Boyles & Green, 2.5
SACKS: Blake Green: 1.5
INT: Boyles: 2
CAPTAINS: 11 Boyles, 22 LaPointe, 64 Harris, 74 Cecil

USF RADIO NETWORK

FLAGSHIP: 95.3 FM/620 AM WDAE (TAMPA)
IHEART RADIO (DIGITAL) - BULLS UNLIMITED
 Jim Louk, play-by-play Sam Barrington, analyst
 Joey Johnston, sideline
PREGAME SHOW (2 HRS PRIOR TO KICK)
 Jim Lighthall, Jay Recher & Darek Sharp
USF FOOTBALL RADIO SHOW
 Mondays, 6-7 p.m. on 95.3 WDAE and Bulls Unlimited

FIND US ON SOCIAL MEDIA

Twitter: @USFFOOTBALL, @Coach_JeffScott
Instagram: USFFOOTBALL
Facebook: facebook.com/SouthFloridaFootball
 #GoBulls; #HornsUp; #US2F

USF ATHLETIC COMMUNICATIONS

4202 E. Fowler Ave., ATH 100, Tampa, FL 33620
 OFFICE: 813-974-2125 WEB: GoUSFBulls.com
 Brian Siegrist, Associate AD for Communications
 O: (813) 974-4086 | C: (813)-293-3897 | siegrist@usf.edu
 Dave Albrecht, Asst. Director of Communications
 O: (813) 974-7099 | C: 561-525-4997 | Albrecht25@usf.edu

USF (1-5; 0-2 American) vs Temple (3-3; 1-1 American)
 Saturday, Oct. 23 • 7:00 P.M. • Tampa, Fla. • Raymond James Stadium (65,857)

SURFACE: Tifway Bermuda
TV: ESPN+: Courtney Lyle (p-by-p) & Brandon Weeden (analyst)
RADIO: 95.3 FM WDAE
AUDIO STREAM: iHeartRadio - Bulls Unlimited1
SERIES: Temple leads, 5-2
IN TAMPA: USF leads, 2-1
IN PHILADELPHIA: Temple leads, 4-0
LAST: Temple won, 39-37, in Philly in 2020
STREAK: Temple has won three straight



USF bulls

RANKINGS (CFP/AP/COACHES): 4-/-
HEAD COACH: Jeff Scott (Clemson, '03)
RECORD AT USF: 2-13 (2nd)
CAREER RECORD: Same



Temple owls

RANKINGS (FCS): 4-/-
HEAD COACH: Rod Carey (Indiana '93)
RECORD AT TULSA: 12-14 (3rd)
CAREER RECORD: 64-44 (8th)

@USFFOOTBALL

@COACH_JEFFSCOTT

@USFATHLETICS

#HORNSUP

#GOBULLS

#US2F

2021 SCHEDULE

| DATE | OPPONENT | KICK (ET)/RESULT | TV/RADIO | NOTABLE |
|----------------|-----------------------|-------------------|--------------|---|
| Thur., Sept. 2 | at NC State | L, 0-45 | ACC Net/1250 | Outgained 525-271 yards |
| Sat., Sept. 11 | #13/9 FLORIDA | L, 20-42 | ABC/WDAE | Mims led Bulls with 14 tackles; Weaver made catches of 44 & 29 yards |
| Sat., Sept. 18 | FLORIDA A&M | W, 38-17 | ESPN+/1250 | Gators jumped to 35-3 lead at half USF collected two second half INT and outscored UF 17-7 in the second half |
| Sat., Sept. 25 | at #15/16 BYU | L, 27-35 | ESPN2/1250 | Bulls ran for 241 yards Freshman Timmy McClain's first start at QB, Brian Battie 110 yards rushing |
| Sat., Oct. 2 | at SMU* | L, 17-41 | ESPNU/1250 | BYU led 21-0 in 1st quarter USF scored on five of last six possessions; Jaren Mangham 26 carries, 86 yards, 2 TD |
| Sat., Oct. 16 | TULSA* | L, 31-32 | ESPN/WDAE | SMU jumped to 17-0 lead Jimmy Horn Jr. recorded first 100-yard (102) receiving game |
| Sat., Oct. 23 | TEMPLE* | 7:00 p.m. | ESPN+ | USF led by 11 in 4th quarter Hurricane outgained Bulls 535-268, USF got three turnovers, Battie 100-yd KR |
| Thur., Oct. 28 | at ECU* | 7:30 p.m. | ESPN | Temple leads series, 5-2 Owls won, 39-37, last year in Philadelphia; Temple went 1-6 last year |
| Sat., Nov. 6 | HOUSTON* (Homecoming) | TBD | | Bulls lead series, 9-2 Pirates won, 44-24, last year in Tampa; ECU went 3-6 last year |
| Fri., Nov. 12 | #2/3 CINCINNATI* | 6:00 p.m. | ESPN2 | Houston leads series, 5-2 Cougars won, 56-21, last year in Houston; Houston went 3-5 last year |
| Sat., Nov. 20 | at Tulane* | TBD | | Cincinnati leads series, 11-7 Bears won, 28-7, last year in Cincinnati; UC went 9-1 last year |
| Fri., Nov. 26 | at UCF* (War on I-4) | 3:30 or 7:00 p.m. | ABC or ESPN | Series is tied, 1-1 Green Wave won last meeting, 41-15, in Tampa in 2018; Tulane went 6-6 last year |
| | | | | UCF won, 58-46, last year in Tampa; UCF went 6-4 last year |

* American Athletic Conference game

All games on 95.3 WDAE & digitally on Bulls Unlimited iHeart Radio



BULLS LOOK FOR FIRST CONFERENCE WIN

USF returns to Raymond James Stadium following a heartbreaking, 32-31, home loss to Tulsa last Saturday that saw the Golden Hurricane score the winning points with 47 seconds to play. The Bulls will face a Temple team coming off a bye week and USF will look to end a three-game losing streak to the Owls, including a close, 39-37, loss in Philadelphia last year. USF will also look to end a 13-game conference losing streak that dates to Oct. 26, 2019 with three of its next four games at home.

■ **HOLD ON TIGHTLY:** Having held an 11-point fourth quarter lead and lost a one-point game, 32-31, vs. Tulsa last Saturday, USF turns around to face a Temple team this Saturday that the Bulls held an 11-point, late third quarter lead on last year in Philadelphia before falling by two points, 39-37, marking two of the three losses in the Jeff Scott Era by two points or less (also a 34-33 loss at Memphis in 2020).

■ **CONFERENCE HONORS:** For the first time since Nov. 9, 2020, USF earned an AAC Conference Player of the Week honor as Brian Battie was named AAC Special Teams POW for Week 7, becoming the first since kicker Spencer Shrader earned Special Teams POW after a four field goal performance at Memphis in 2020. Battie recorded the third 100-yard kickoff return in program history - ninth in AAC history - vs. Tulsa and now stands No. 7 nationally averaging 31.4 ypr. Linebacker Antonio Grier was also named to the AAC Weekly Honor Roll after posting a 69-yard interception return for a TD, a forced and recovered fumble, seven tackles and 1.5 tackles for loss. He joins running back Jaren Mangham (Week 3) in earning Honor Roll recognition this season. USF has not had a player earn an AAC offensive or defensive player of the week honor since running Jordan Cronkrite did so on Oct. 8, 2018.

USF QUICK FACTS

HEAD COACH JEFF SCOTT

Years Coached: _____ 2nd at USF
Alma Mater: _____ Clemson, '03; wide receiver
Career Record: _____ 2-13 (2nd)
Record at USF: _____ 2-13 (2nd)
American Conf. Record: _____ 0-9 (2nd)
Career Bowl Record: _____ NA

USF COACHING STAFF (game location)

Glenn Spencer (**Field**) Defensive Coordinator/Safeties
 Charlie Weis Jr. (**Press Box**) Offensive Coordinator/QBs
 Allen Mogridge (**Field**) Asst. Head Coach/Off. Line
 Daniel Da Prato (**Field**) Special Teams Coord.
 Cam Aiken (**Press Box**) Running Backs/Run Game
 Bobby Bentley (**Field**) Wide Receivers/Pass Game
 George Barlow (**Press Box**) Cornerbacks
 Da'Quan Bowers (**Field**) Defensive Line
 Xavier Dye (**Field**) Tight Ends/Recruiting Coord.
 Ernie Sims (**Field**) Linebackers
 AJ Artis (**Field**) Strength & Conditioning
Analysts: Tyler Almond, Will Bahler, BJ Daniels,
 Quinshad Davis, Rueben Wright
Graduate Asst.: Qundon Christian, Kalon Davis,
 Dean Garza, Sawyer Jordan, Bryce Suber

IN THE PRESS BOX

OFFENSE: Charlie Weis Jr. & Cam Aiken

DEFENSE: George Barlow

UNIVERSITY QUICK FACTS

Location: Tampa, Fla. **Enrollment:** 50,830
Nickname: Bulls **Colors:** Green & Gold
Conference: American Athletic
President: Rhea Law (Interim)
Athletic Director: Michael Kelly
Football Office Phone: 813-974-7170

TEAM OVERVIEW

2020 Overall Record: 1-8
2020 American Athletic Record: 0-7
Last Bowl Game: 2018 Gasparilla (Lost)
Starters Returning/Lost: 20/6*
Offense: 9/2 **Defense:** 10/3
Special Teams: 1/1
Lettermen Returning/Lost: 53/16
Offense: 23/11 **Defense:** 26/4
Special Teams: 5/1

* Minimum 5 starts out of 9 games in 2020

FOOTBALL HISTORY

First Year: 1997
First Year in FBS: 2000
Record (years): 159-132 (25th season)
FBS Record (years): 139-119 (22nd season)
Bowl Appearances/Record: 10 (6-4)
Last Bowl Appearance: 2018 Gasparilla Bowl (L)
First Team All-Americans: 6
First Team All-Conference: 32

STADIUM INFORMATION

Name: Raymond James Stadium
Capacity: 65,857 **Surface:** Tifway Bermuda 419
Record At Ray Jay: 94-52 (.643)

THE PROGRAM

In its 25th season and 22nd at the FBS level, USF Football has made 10 bowl appearances, including a string of four straight (2015-18) and every season between 2005-10 (6 straight). USF has won six bowl games and produced 14 All-America selections, 30 NFL Draft picks and reached the No. 2 ranking in the Associated Press Poll in 2007.

LAST TIME OUT

TULSA SCORES FINAL 14 POINTS TO HAND BULLS HEARTBREAKING LOSS

Capitalizing on a big plays on special teams (100-yard kickoff return by Brian Battie) and defense (69-yard interception return for a touchdown by Antonio Grier), USF built a 14-point first half lead (24-10) and held an 11-point lead (31-20) in the fourth quarter before Tulsa scored the final 14 points - driving 99 yards for a fourth quarter TD and holding USF on fourth and one to set up a 42-yard game-winning TD drive to score the winning points with 47 seconds to play.

- With the game tied at 10, USF got back-to-back big plays with Brian Battie posting a 100-yard kickoff return and Antonio Grier a 69-yard interception return for a TD to jump to a 24-10 lead.
- Jaren Mangham led USF with 13 carries for 75 yards and marked his fifth straight game with a rushing TD.
- Freshman QB Timmy McClain went 10-of-25 for 148 yards and ran for 24 yards, leading one 12-yard TD drive and an 81-yard TD drive
- Tulsa outgained USF 535-268, posted 31 first downs to USF's 13 and ran 31 more plays (88-57).
- With 4:20 to play, USF elected to go for it on a fourth and less than a yard from its own 42, but the run play by Jaren Mangham was stopped short and Tulsa took over and went 42 yards in nine plays for the game-winning points.
- USF had the ball with 47 seconds to play, but was unable to gain a first down.

STORY LINES

■ **Ground Broken:** On Sept. 8, USF officially broke ground on a \$22 million Indoor Performance Facility to be built on the site of the Bulls current practice facility and set to open prior to the start of 2022 fall camp.

■ **On-Campus Stadium Coming:** On Sept. 8, 2021, USF Board of Trustees Chair Will Weatherford told a gathered audience of nearly 300, "Bulls Nation deserves to have a stadium on this campus. There's a renowned author named Victor Hugo who once said, 'There's nothing more powerful than an idea whose time has come.' Our time has come. These student-athletes ... our 50,000 students ... the alumni, faculty and administration, they all deserve a stadium on this campus. I'm here to tell you we're going to do it."

■ **Celebrating 25th Season:** USF will celebrate its 25th season of football in 2021 after the program hit the field in 1997. The initial 1996 season consisted of only practices and scrimmages.

■ **QB Consistency:** Timmy McClain made his fourth straight start at quarterback vs. Tulsa, marking the longest starting string under head coach Jeff Scott, who saw five different starting QBs in his first 12 games at USF. Jordan McCloud started three straight games in the middle of last year in three losses.

■ **Second Half:** After a brutal stretch of facing four opponents among its first five games that were ranked in the Week 7 AP Top 25 and saw the Bulls play three of those on the road, USF will face three teams that had at least three losses in their first six games, with one currently ranked foe - No. 2 Cincinnati - remaining on the schedule. The Bulls are .500 or better at each of their remaining road foes: at ECU (5-0), at Tulane (1-0), at UCF (3-3).

■ **Playing the Long Game:** Nine of the Bulls last 10 scoring drives have all been at least 54 yards or longer and have averaged 72 yards per drive with longs of 94, 81, 75, 75 and 75. USF has had only three drives in the last 10 consume less than 3:56 on the clock.

■ **Offense Finds Leader at BYU:** Behind freshman quarterback Timmy McClain making his second career start - and first on the road - the USF offense found its rhythm in the final three quarters at BYU. The Bulls scored on five of their last six possessions of the game, including touchdown drives on each of their three second half possessions. USF posted drives of 94, 75, 69, 62 and 54 yards with four drives consuming at least 12 plays and five minutes, including a season-long 94-yard, 19-play touchdown drive in the fourth quarter that cut the BYU lead to eight (35-27). The Bulls posted season highs of 23 first downs and 35:37 possession time while going 10-of-20 on late down conversions (3rd and 4th) on the road and outscoring BYU 27-14 after the first quarter.

INJURIES: BULLS OUT FOR THE SEASON

Starters or Two Deep

DEFENSE

Will Jones, S Knee
 Mac Harris, LB Shoulder
 Darrien Grant, DE Knee
 Jamari Stewart, DE Knee

OFFENSE

Latrell Williams, WR Knee
 K'Wan Powell, RB Knee

Depth

Colby Smith, OL Knee
 Jordan Blackmon, S Knee
 Leo Parker, RB Knee
 Lewai Mitchell, S Shoulder
 Jordan Smith, S Shoulder

■ **Transfer Talent:** Jeff Scott has welcomed numerous transfers with the Bulls, including 29 on the 2021 roster and 18 from FBS programs. 18 transfers are expected to play significant roles in the season opener, including at quarterback, running back, wide receiver, offensive line, defensive back, defensive line and kicker. Among the schools players have come to USF from are: Arkansas, Auburn, Baylor, Colorado, Kansas State, Miami, Ole Miss, Mississippi State, North Carolina, Oregon, Rutgers, Tennessee and Virginia Tech.

■ **Accomplished Linebackers:** Senior linebackers Dwayne Boyles (25 starts) and Antonio Grier (18 starts) have led the team in sacks and tackles for loss in each of the last two seasons. Boyles led the team with 75 tackles and 12.5 TFL in 2019 while Grier led the team with 59 tackles, 3.0 sacks and 5.5 TFL while earning second team all-conference in 2020. In 2021, they stand tied for third (one behind the leader) in tackles this year with 38 each and are tied for first and second in TFL.

■ **Four on O-Line Provide Foundation:** Three starters on the offensive line - LT Donovan Jennings, LG Demetris Harris and C Brad Cecil - have played and mostly started alongside each other for the past three seasons. In fact, Harris (35), Cecil (32) and Jennings (25) ranked 1, 2 and 4 for most career starts among all Bulls and have a combined 92 starts.

■ **Money Downs:** USF calls third downs "Money Downs" as the opportunity to extend a drive or get the defense off the field. The offense yells out "Money" on third downs while the defense yells "Cash" to ensure all players on the field are aware of the situation. The Bulls struggled in both aspects in 2020, ranking 120th nationally allowing teams to convert 50% of third downs and standing 117th converting just 30.6% on offense. USF stands 123rd (29.4%) in 3rd down conversions in 2021 and 91st (41.2%) in 3rd down defense.



UNITED: THE VLOG

United: The Vlog follows head coach Jeff Scott and the Bulls inside the program with unique access and features. The Vlog will post on USF Football social channels (Twitter, Facebook and Instagram) throughout the season.

NOTING THE OPPONENT: TEMPLE

The Temple Owls (3-3, 1-1 AAC) are coming off an open week and have victories against Akron (45-24), Wagner (41-7) and Memphis (34-31). Their three defeats (against Rutgers, Boston College and Cincinnati) were by a combined 141-20 margin. The Owls went 1-6 last season, their first losing record since 2013.

- Temple gained a season-high 479 yards in its win vs. Memphis, completing 36 of 50 passes for 322 yards.
- Redshirt freshman quarterback D'Wan Mathis, a transfer from Georgia who started last season's opener, has passed for 884 yards and five touchdowns with just two interceptions.
- Place-kicker Rory Bell had a 55-yard field goal, the third-longest in AAC history, against Cincinnati.
- **CONNECTIONS:** USF Offensive line coach/Assistant Head Coach Allen Mogridge coached at Temple in 2013 under Matt Rhule. Bulls tight end Mitchell Brinkman was recruited by and played for three years under current Owls Coach/then Northern Illinois head coach Rod Carey.

MANGHAM STYLE - RB SETS USF RUSHING TD RECORD

Colorado transfer running back Jaren Mangham (6-2, 221) has established himself as the Bulls' go-to redzone option, logging 10 rushing touchdowns in the last five games.

- After posting two rushing TD at SMU (1 & 1 yard), he set a USF record posting at least two rushing TDs in FOUR straight games (2 at BYU, 2 vs. Florida, 3 vs. FAMU).
- Mangham ranks **No. 2 nationally** and first in the AAC with 10 rushing TD on the season, which is tied for the 9th-best season mark in USF history.
- He posted career-bests with 26 carries for 86 yards at BYU and led USF with 13 carries for 75 yards vs. Tulsa.
- Mangham ran for three touchdowns vs. Florida A&M (2, 4 & 9), the most for a USF player in a game since the 2018 season and tied for the third-most all-time in a game. The USF record is four set by Marlon Mack (2014) and Ben Williams (2007).
- His 10 rushing TD on the season are the most for a USF player in a season since Quinton Flowers and Darius Tice both posted 10 in 2017. He stands tied for 9th for a season at USF and needs two to enter the top five. The record for rushing touchdowns in a season is 18 set by quarterback Quinton Flowers in 2018.
- Mangham's longest touchdown run in nine yards and he is averaging 2.6 yards per touchdown carry on the year.

TEMPLE SERIES

Temple has won three straight in the series following a 43-7 Bulls blowout win in Tampa in 2017. The Owls have won by 10 (27-17), 10 (17-7) and two (39-37) in the last three and won their last trip to Tampa in 2019 (17-7).

LAST TIME VS TEMPLE (2020)

Jordan McCloud's third touchdown pass of the day staked the Bulls to an 11-point lead late in the third quarter, but Temple scored 19 unanswered points to hand USF a heartbreaking 39-37 loss and keep the Bulls winless in Philadelphia. Temple jumped to a 10-0 lead, but USF led 21-17 at the half but had three costly turnovers that led to 10 Temple points and a missed USF scoring opportunity.

- USF gained two interceptions by Mekhi LaPointe and Daquan Evans, but also gave up three fumbles, including Jordan McCloud fumbling at the USF 12 which led to a Temple field goal, McCloud fumbling at the Temple 14 negating a USF scoring drive and Kelley Joiner fumbling at the USF 11 and Temple returning it for a touchdown in the fourth quarter.
- USF pulled within 39-37 with 1:03 remaining, but failed on the game-tying 2-point conversion attempt.
- Dwayne Boyles blocked a second quarter field goal attempt.

| | USF | TEMPLE |
|--------------------------------|---------|---------|
| FIRST DOWNS | 21 | 32 |
| Rushing | 12 | 8 |
| Passing | 6 | 21 |
| Penalty | 3 | 3 |
| NET YARDS RUSHING | 143 | 142 |
| Rushing Attempts | 44 | 42 |
| Average Per Rush | 3.2 | 3.4 |
| Rushing Touchdowns | 2 | 0 |
| Yards Gained Rushing | 183 | 148 |
| Yards Lost Rushing | 40 | 6 |
| NET YARDS PASSING | 161 | 270 |
| Completions-Attempts-Int | 16-29-0 | 30-42-2 |
| Average Per Attempt | 6.2 | 6.4 |
| Average Per Completion | 11.3 | 9.0 |
| Passing Touchdowns | 3 | 4 |
| TOTAL OFFENSE YARDS | 324 | 412 |
| Total offense plays | 73 | 84 |
| Average Gain Per Play | 4.4 | 4.9 |
| Fumbles: Number-Lost | 4-3 | 1-0 |
| Penalties: Number-Yards | 11-111 | 5-54 |
| PUNTS-YARDS | 5-165 | 4-160 |
| Average Yards Per Punt | 33.0 | 40.0 |
| Net Yards Per Punt | 33.0 | 39.3 |
| Inside 20 | 2 | 3 |
| 50+ Yards | 0 | 0 |
| Touchbacks | 0 | 1 |
| Fair catch | 1 | 1 |
| KICKOFFS-YARDS | 4-222 | 8-413 |
| Average Yards Per Kickoff | 55.5 | 51.6 |
| Net Yards Per Kickoff | 42.8 | 35.2 |
| Touchbacks | 0 | 0 |
| Fair Catch Yards | 0 | 0 |
| Punt returns: Number-Yards-TD | 1-2-0 | 0-0-0 |
| Average Per Return | 2.0 | 0.0 |
| Kickoff returns: Number-Yds-TD | 6-131-0 | 3-51-0 |
| Average Per Return | 21.8 | 17.0 |
| Interceptions: Number-Yds-TD | 2-77-0 | 0-0-0 |
| Fumble Returns: Number-Yds-TD | 0-0-0 | 2-23-1 |
| Miscellaneous Yards | 0 | 0 |
| Possession Time | 27:39 | 32:21 |
| 1st Quarter | 8:41 | 6:19 |
| 2nd Quarter | 5:56 | 9:04 |
| 3rd Quarter | 4:43 | 10:17 |
| 4th Quarter | 8:19 | 6:41 |
| Third-Down Conversions | 4 of 12 | 9 of 17 |
| Fourth-Down Conversions | 2 of 2 | 1 of 1 |
| Red-Zone Scores-Chances | 5-6 | 6-7 |
| Touchdowns | 4-6 | 4-7 |
| Field goals | 1-6 | 2-7 |
| Sacks By: Number-Yards | 0-0 | 4-23 |
| PAT Kicks | 4-4 | 3-3 |
| Field Goals | 1-1 | 2-3 |
| Points off turnovers | 10 | 9 |

South Florida

| Rushing | No. | Gain | Loss | Net | TD | Lg |
|---|---------|---------|-----------|--------|------|-------|
| FORD, Johnny | 15 | 72 | 4 | 68 | 0 | 13 |
| JOHNSON, Noah | 11 | 56 | 3 | 53 | 0 | 16 |
| DOLLISSON, O | 1 | 10 | 0 | 10 | 0 | 10 |
| JOHNSON, Noah | 5 | 19 | 4 | 15 | 1 | 3 |
| EVANS, JariQuae | 1 | 5 | 0 | 5 | 0 | 5 |
| McCLOUD, Jordan | 10 | 30 | 29 | 1 | 0 | 10 |
| PARKER, Leonard | 1 | 1 | 0 | 1 | 1 | 1 |
| Totals | 44 | 183 | 40 | 143 | 2 | 16 |
| Passing | C-A-I | Yds | TD | Long | Sack | |
| McCLOUD, Jordan | 15-26-0 | 162 | 3 | 28 | 4 | |
| JOHNSON, Noah | 1-0-0 | -1 | 0 | 0 | 0 | |
| FORD, Johnny | 0-0-0 | 0 | 0 | 0 | 0 | |
| Totals | 16-29-0 | 161 | 3 | 28 | 4 | |
| Receiving | No. | Yards | TD | Long | | |
| FORD, Johnny | 5 | 54 | 1 | 21 | | |
| DOLLISSON, O | 4 | 64 | 0 | 21 | | |
| DUKES, DeVontae | 3 | 41 | 1 | 28 | | |
| ST. FELIX, R | 2 | 19 | 1 | 13 | | |
| WILLIAMS, L | 1 | 3 | 0 | 3 | | |
| BRINKMAN, Mitch | 1 | 0 | 0 | 0 | | |
| Totals | 16 | 181 | 3 | 28 | | |
| Punting | No. | Yds | Avg | Long | In20 | TB |
| SCRIBNER, Kenny | 5 | 165 | 33.0 | 46 | 2 | 0 |
| Totals | 5 | 165 | 33.0 | 46 | 2 | 0 |
| Returns | Punt | Kickoff | Intercept | | | |
| SALES, KJ | 1 | 2 | 0 | 0 | | |
| EVANS, Daquan | 0 | 0 | 0 | 1 56 | | |
| LAPOINTE, Mekhi | 0 | 0 | 0 | 1 21 | | |
| PARKER, Leonard | 0 | 0 | 0 | 1 35 | | |
| EVANS, JariQuae | 0 | 0 | 0 | 2 12 | | |
| FORD, Johnny | 0 | 0 | 0 | 3 84 | | |
| Totals | 1 | 2 | 0 | 16 131 | | |
| Field goals | Qtr | Time | Dist | Result | | |
| SAKETT, Jared | 3rd | 03:16 | 29 yards | Good | | |
| Kickoffs | No. | Yards | Yds | TD | OB | |
| SHRAEDER, S | 4 | 222 | 55.5 | 0 | 0 | |
| All-purpose | Run | Rcv | KR | PR | IR | Total |
| FORD, Johnny | 68 | 54 | 0 | 0 | 0 | 206 |
| DOLLISSON, O | 10 | 64 | 0 | 0 | 0 | 74 |
| EVANS, Daquan | 0 | 0 | 0 | 0 | 56 | 56 |
| JOHNSON, Kelly | 53 | 0 | 0 | 0 | 0 | 53 |
| FUMILES: South Florida-McCLOUD, Jordan 2-2; JOINER, Kelly 1-1; FORD, Johnny 1-0; Temple-RUSSO, Anthony 1-0. | | | | | | |

Temple

| Rushing | No. | Gain | Loss | Net | TD | Lg | Avg |
|------------------|---------|---------|-----------|---------|------|-------|-----|
| DAVIS, Re'Mahn | 25 | 85 | 2 | 83 | 0 | 11 | 3.3 |
| RULEY, Tavon | 6 | 39 | 0 | 39 | 0 | 16 | 6.5 |
| RUSSELL, Anthony | 9 | 13 | 4 | 9 | 0 | 3 | 1.0 |
| BARBON, Jose | 1 | 8 | 0 | 8 | 0 | 8 | 8.0 |
| MACK, Brandon | 1 | 3 | 0 | 3 | 0 | 3 | 3.0 |
| Totals | 42 | 148 | 6 | 142 | 0 | 16 | 3.4 |
| Passing | C-A-I | Yds | TD | Long | Sack | | |
| RUSSELL, Anthony | 30-42-2 | 270 | 4 | 20 | 0 | | |
| Totals | 30-42-2 | 270 | 4 | 20 | 0 | | |
| Receiving | No. | Yards | TD | Long | | | |
| BLUE, Jordan | 9 | 60 | 2 | 20 | | | |
| JONES, Randle | 8 | 81 | 1 | 14 | | | |
| DAVIS, Re'Mahn | 4 | 29 | 0 | 14 | | | |
| MARTIN-ROBINSON | 3 | 36 | 0 | 20 | | | |
| BARBON, Jose | 3 | 35 | 0 | 13 | | | |
| MACK, Brandon | 3 | 29 | 1 | 12 | | | |
| Totals | 30 | 270 | 4 | 20 | | | |
| Punting | No. | Yds | Avg | Long | In20 | TB | |
| BARRY, Adam | 4 | 160 | 40.0 | 51 | 3 | 1 | |
| Totals | 4 | 160 | 40.0 | 51 | 3 | 1 | |
| Returns | Punt | Kickoff | Intercept | | | | |
| BLUE, Jordan | 0 | 0 | 3 | 51 | 21 | 0 | |
| Totals | 0 | 0 | 3 | 51 | 21 | 0 | |
| Field goals | Qtr | Time | Dist | Result | | | |
| MOBLEY, Will | 1st | 08:26 | 24 yards | Good | | | |
| MOBLEY, Will | 2nd | 00:00 | 36 yards | Blocked | | | |
| MOBLEY, Will | 3rd | 08:14 | 29 yards | Good | | | |
| Kickoffs | No. | Yards | Yds | TD | OB | | |
| MOBLEY, Will | 8 | 413 | 51.6 | 0 | 1 | | |
| All-purpose | Run | Rcv | KR | PR | IR | Total | |
| DAVIS, Re'Mahn | 83 | 29 | 0 | 0 | 0 | 112 | |
| BLUE, Jordan | 0 | 60 | 51 | 0 | 0 | 111 | |
| JONES, Randle | 0 | 81 | 0 | 0 | 0 | 81 | |
| BARBON, Jose | 8 | 35 | 0 | 0 | 0 | 43 | |

AMERICAN CONFERENCE

| School | CONF | OVERALL | STREAK |
|------------|------|---------|--------|
| Houston | 3-0 | 5-1 | W, 5 |
| Cincinnati | 2-0 | 6-0 | W, 6 |
| SMU | 2-0 | 6-0 | W, 6 |
| Tulsa | 2-1 | 3-4 | W, 2 |
| ECU | 1-1 | 3-3 | L, 1 |
| Temple | 1-1 | 3-3 | L, 1 |
| Memphis | 1-2 | 4-3 | W, 1 |
| UCF | 1-1 | 3-2 | W, 1 |
| Navy | 1-3 | 1-5 | L, 2 |
| USF | 0-2 | 1-5 | L, 3 |
| Tulane | 0-2 | 1-5 | L, 4 |



BULLS HELP HABITAT FOR HUMANITY

With no game during Week 6 of the 2021 season, the USF team loaded up the buses and headed across the bay to Pinellas County to assist Habitat for Humanity in getting seven houses ready for occupancy. The Bulls spent two hours painting, laying sod, digging holes for plantings, mulching, hanging storm shutters and moving construction materials. The players were divided into different teams painting, shoveling, planting, and doing everything else it takes to make a house a home. "It means the world to have a group of young men like this that are trying to establish themselves through school and through football—come out, swing a hammer and help other families in our community," a spokesperson for Habitat for Humanity said.

BRUTAL EARLY SCHEDULE

- ONE OF TWO TO FACE FOUR WEEK 7 TOP 25

- USF and Arkansas were the ONLY TWO FBS schools (out of 130) that faced four opponents ranked in the Week 7 Associated Press top 25 poll. The Bulls took on then No. 22 NC State, No. 20 Florida, No. 19 BYU and No. 23 SMU. Arkansas faced No. 25 Texas, No. 21 Texas A&M, No. 1 Georgia and No. 13 Ole Miss.
- Two of USF's first five opponents on the year were ranked in the Top 15 at the time of the meeting - No. 13 Florida and at No. 15 BYU.
- USF opened the year at NC State, which in Week 4 upset No. 9 Clemson, 27-21 (2 OT).
- USF was one of five programs nationally to open the 2021 season taking on two Power Five opponents.

TWO DECADES OF PULLING RANK

The Bulls will face several ranked teams in 2021. Since becoming a full FBS program in 2001, USF has registered 11 victories against opponents ranked in the Associated Press top 25 (including three wins against the top 10, four road victories and triumphs against opponents from the ACC, Big 12 and SEC). In that 20-season span, only two other American Athletic Conference programs have more victories against ranked opponents than USF.

AAC Team Top 25 Wins* Top 10 Wins* *Since 2001

| | | |
|---------------|----|---|
| Cincinnati | 17 | 2 |
| Houston | 12 | 4 |
| USF | 11 | 3 |
| UCF | 7 | 3 |
| East Carolina | 6 | 1 |
| Memphis | 6 | 0 |
| SMU | 6 | 0 |
| Navy | 5 | 1 |
| Temple | 5 | 0 |
| Tulsa | 5 | 0 |
| Tulane | 0 | 0 |

#US2F: Coined by Jeff Scott upon his introduction as the fifth USF head coach on Dec. 9, 2019, United Start 2 Finish (#US2F) has become the hashtag and mantra for the football program and entire USF community calling on the entire thriving Bay area community to join the stampede to elevate the Bulls' athletic programs and university.



I FIRMLY BELIEVE THAT
IF WE COME TOGETHER
AND CREATE GREAT UNITY
THIS WILL BE THE START
OF THE BEST DECADE IN
UNIVERSITY OF
SOUTH FLORIDA
FOOTBALL
HISTORY!

25TH ANNIVERSARY SEASON

USF will celebrate its 25th season of football in 2021 after the program hit the field in 1997 after an initial season of only practices and scrimmages in 1996. The University was founded in 1956 but didn't field a football team for another 41 years. After the first football feasibility meeting in 1991 and formal approval by the State Board of Regents in 1995, the Bulls debuted as a Division I-AA (Football Championship Subdivision) program on Sept. 6, 1997 with an 80-3 victory against NCAA Division II Kentucky Wesleyan at the old Tampa Stadium. When USF football debuted, the university's enrollment was 36,649 (it's now 50,830). USF's overall operating budget has advanced from \$500-million to \$1.857-billion during the 25-year football era, while USF's economic impact on the Tampa Bay region has gone from \$1.1-billion to \$4.4-billion.

USF FOOTBALL

| | |
|-----------------|------|
| Year Started | 1997 |
| Seasons Played | 25 |
| Head Coaches | 5 |
| Bowl Games/Wins | 10/6 |

BULLS FASTEST TO REACH TOP 10

■ In 2007, USF became the fastest program in the modern AP Poll Era to go from inception to a Top 10 national ranking as the Bulls were ranked No. 6 in the Week 5 AP Poll in just the program's 11th season. The Bulls would climb all the way to the No. 2 ranking two weeks later in Week 7 to become the fastest to reach a Top 5 ranking.

■ The Bull have reached a Top 25 ranking in seven seasons, including three straight (2016-18), and been ranked a total of 48 weeks, including 12 in the top 15.

FASTEST TO 150 WINS IN FLORIDA

With a victory over ECU in 2018, USF became the fastest Florida FBS program to reach 150 wins.

STATE OF FLORIDA FBS PROGRAMS

| School..... | Game Reached..... |
|------------------------------------|---------------------------------------|
| 150th Win/Games | |
| USF | 4th game of 2018150/255 (.588) |
| Florida..... | 1st game of 1937150/258 (.581) |
| Miami..... | 5th game of 1955150/267 (.562) |
| Florida St. | 10th game of 1975150/292 (.513) |
| UCF | 9th game of 2005150/294 (.510) |
| FAU & FIU had not reached 150 wins | |

BEATING NATIONAL CHAMPIONSHIP PROGRAMS

USF has defeated 12 programs with an NCAA-recognized FBS national championship, including wins against Army, Auburn, BYU, Clemson, Florida State, Georgia Tech, Illinois, Miami, Notre Dame, Pittsburgh, Syracuse and TCU.

39 WAS FINE

Jeff Scott, now 40, turned 39 on Dec. 28, 2019, just weeks after accepting the USF job. His former position coach and head coach at Clemson, Dabo Swinney, was also 39 when he ascended to the head coaching job at Clemson, leaving his position as wide receivers coach, which he then tabbed Scott, who was a GA on the staff, to fill. Another notable 39-year-old first time head coach was Jim Leavitt, who left Bill Snyder's staff at Kansas State to begin the USF program as its first head coach in 1996 when he was 39.

THE SWINNEY TREE

Jeff Scott is the first true branch of the Dabo Swinney coaching tree and has followed a remarkably similar path. Swinney has led Clemson since 2008 and Scott was with him during the entire rise of the program to national dominance that saw five straight CFP appearances and two national titles in the final five years of Scott's tenure.

■ **Wide Receivers Coach Tradition:** Dabo Swinney was a walk-on wide receiver at Alabama and was hired by his Alabama position coach, Tommy Bowden, when Bowden got the head coaching job at Clemson. Scott was a three-year letterman wide receiver at Clemson and was coached by Swinney, who promoted him to his first primary FBS coaching position in 2008 to replace Swinney at wide receivers coach after Swinney became the head coach. Scott's first wide receivers coach on his USF staff was Xavier Dye, who played for Scott at Clemson, and is now coaching tight ends and serves as recruiting coordinator.

HUNTER CONNECTS TAMPA & CLEMSON

Jeff Scott and his wife, Sara, welcomed their first son on Aug. 10, 2020, as he joined sister, Savannah. The couple, who had spent most of the previous two decades in Clemson, S.C., decided to name their son Hunter in honor of stand-out Clemson wide receiver and now NFL receiver Hunter Renfrow, whom Scott coached at Clemson. The name was chosen as a symbolic connection between Clemson and Tampa. As many will remember, Renfrow caught the game-winning pass in the Tigers 2016 CFP National Championship win over Alabama in the corner of the end zone at Raymond James Stadium in Tampa. Scott called the game-winning play as co-offensive coordinator at the time and when he first arrived in Tampa upon being named USF head coach, he visited Raymond James Stadium and reenacted that play in the corner of the end zone.



#BAYMADE FOCUSED ON CULTIVATING HOMEGROWN TALENT

Jeff Scott has focused USF's recruiting on the state of Florida and particularly the Bay area and its seven surrounding counties.

■ USF's priority order for recruiting is: 1) the Bay area (100 mile radius); 2) the state of Florida (10 broken into geographic areas); 3) bordering and nearby states (GA, AL, SC, NC); 4) national.

■ Within a 100-mile radius of Tampa there are 121 high schools. There are close to 100 Division I players recruited nationally from the area annually.

■ Each USF coach is assigned 12 schools in Area (with one getting 13) as the Bulls build on the benefit of players being able to have their family involved in the program, see them play regularly, go home regularly and play for their city as well as the benefit of building their brand in a thriving metropolitan economic area of over 4 million people and numerous large businesses and professional opportunities.

■ The 2021 Bulls' roster features 23 players from the Bay area, including 10 projected in the two deep to start the 2021 season.

■ 91 of the players on USF's roster hail from the state of Florida. That represents 77 percent of the roster with South Carolina (7) and Georgia (6) being the next closest states in producing current Bulls.

■ Among the Bay area standouts on the Bulls' 2021 roster are: wide receivers Bryce Miller, running back Brian Battie, left tackle Donovan Jennings and right guard Michael Wiggs, cornerback TJ Robinson, safety Mekhi LaPointe, defensive linemen Darien Grant, Kelvin Pinkney and Blake Green, and place-kicker Spencer Shrader.



DID YOU KNOW?

✓ **DT Thad Mangum** is in his 7th season of college football (5 at Wofford) was a talented, 270-pound point guard in basketball before starting to play football in his junior season of high school. At age 9, Mangum won the AAU Junior Olympics in karate, then became a black belt one year later.

✓ **RB Darrian Felix** transferred from Oregon back to Florida to be closer to his 2-year-old daughter, Dailyn Nicole, who lives with her mother in Fort Myers. Felix is seventh in a lineup of 10 boys on his father's side (James Felix Sr.). In a nod to George Foreman, three of his brothers are named James. The order: Jordan, James, James, Corbett, James, Jermy, **Darrian**, Dorrian, Jaheim, Jarell.

✓ **P Andrew Stokes** is 27 years old and the Bulls second straight punter to come out of Prokick in Australia. He had never played in a football game when he arrived at USF. Stokes spent seven years playing Australian rules football with the Railways in the Great Northern Football League, then Fremantle of the West Australia Football League.

✓ **QB Cade Fortin** sat out the 2019 season after leaving North Carolina and was one day away from signing with Syracuse University, his choice over Vanderbilt and Kansas, when Jeff Scott called him the day after his introduction as USF head coach and turned his first recruit to USF.

✓ **K Spencer Shrader** was home schooled in high school and was a standout soccer player, scoring a school-record 33 goals in a season for Newsome HS and had a professional tryout in Brazil (for three months in 2018). He came to play football on a relative whim, as a

Newsome junior he was kicking footballs simply because they happened to be nearby when the football coach at the time, Ken Hiscock, was walking nearby and said he was stopped short "by the sound." He kept on kicking footballs and by season's end had made 12 of 15 field goals, booted 70 percent of his kickoffs into the end zone for touchbacks and was named all-state. He founded his own online company – CopperFox Technologies – which does brand design, web development, and sales force integration.

✓ **TE Mitchell Brinkman** is studying Sports Administration and served an internship in the spring of 2021 working for USF Vice President of Athletics Michael Kelly.

✓ **G Demetris Harris** had both parents serve in the Navy. Demetris Harris Sr. and Stephanie Harris both were in the Navy approximately 12 years, where they met.

✓ **LB Coach Ernie Sims** was ranked the No. 1 recruit in the nation by Rivals in 2003 before signing with Florida State where he became an ESPN first team All-American linebacker and went on to be the No. 9 overall pick in the 2006 NFL Draft by the Detroit Lions in 2006. Sims played eight NFL seasons with four teams and the Tallahassee native recorded 623 tackles in the NFL.

✓ **WR Coach Bobby Bentley's** son, Jake Bentley (now a quarterback at South Alabama), started at quarterback against USF in the 2016 Birmingham Bowl for South Carolina. Bentley passed for 390 yards and three touchdowns, but the Bulls prevailed, 46-39 (OT), as Quinton Flowers passed for 261 yards and 2 TD and ran for 105 yards and three TD as USF finished 11-2.

✓ **QB Timmy McClain** goes by "Q," which is a curiosity because the letter doesn't appear in his first or last name. It's a take-off on his middle name — Jahqueal — which couldn't be pronounced by his youth-football teammates or coaches, so Q was adopted as his nickname.

GRIER GONE WILD

Junior linebacker Antonio Grier recorded his first career interception vs. Tulsa (10.16) and made it memorable as he weaved through traffic on a 69-yard touchdown return that stands as the third longest in program history and the longest ever by a linebacker.

■ Grier earned ACC Honor Roll recognition after the Tulsa game adding 7 tackles, 1.5 tackles for loss and forcing and recovering a fumble on the Tulsa 12 that set USF up for its first touchdown of the game to go with his 69-yard interception return.

■ Grier led the team with 59 tackles, 3.0 sacks and 5.5 TFL while earning second team all-conference in 2020.

BIG PLAYS COME IN PAIRS

For just the sixth time in program history, USF scored on a defensive touchdown and a special teams touchdown in the same game vs. Tulsa (10.16) — Antonio Grier's 69-yard interception return and Brian Battie's 100-yard kickoff return. It had been more than 14 years since USF last accomplished the feat.

The others:

* Vs. Utah State (Nov. 24, 2001) — 91-yard punt return by DeAndrew Rubin and 12-yard fumble return by Chris Daley

* Vs. Charleston Southern (Nov. 2, 2002) — 82-yard kickoff return by DeAndrew Rubin and 13-yard interception return by J.R. Reed

* Vs. Northern Illinois (Sept., 7, 2002) — 55-yard punt return by DeAndrew Rubin and 27-yard interception return by Ron Hemingway

* At Memphis (Nov. 29, 2003) — 96-yard kickoff return by J.R. Reed and 45-yard fumble return by J.R. Reed

* Vs. Cincinnati (Nov. 3, 2007) — 100-yard kickoff return by Mike Jenkins and 73-yard interception return by Trae Williams.

WHAT A DRIVE!

After blocking a BYU field goal attempt with 14:46 to play, freshman quarterback Timmy McClain marched USF 94 yards in 19 plays and 9:05 for a TD in front of the Cougars roaring student section. Jaren Mangham sealed the score

plunging in on fourth and one before a deafening crowd.

■ The drive marked USF's longest by plays since using 21 plays to go 75 yards at SMU in 2014, scoring on a pass from Mike White to Andre Davis with 4 seconds to play for a 14-13 victory.

■ It was USF's longest drive by time since a 9:58, 17-play, 96-yard opening drive at Florida on Sept. 11, 2010, with B.J. Daniels hitting Andrew Ketchel for a touchdown pass.

FIRST START/FIRST WIN FOR NO. 9

Freshman quarterback Timmy McClain (#9) made his first career start vs. Florida A&M (Sept. 18) and became the 11th USF quarterback to win their first start and the 20th different starter in 25 seasons of Bulls' football. His numbers - 12-of-23 for 163 yards and one touchdown passing and 51 yards rushing — were reminiscent of another prominent USF No. 9. After making his first career start as a true freshman at SMU late in the 2014 season, Quinton Flowers began the 2015 campaign starting vs. Florida A&M with USF coming off 2-10 and 4-8 seasons. USF delivered a 51-3 knockout as Flowers passed for 141 yards and two touchdowns and ran for 63 yards and a touchdown in the game. He would go on to set 42 USF records during his career and lead the Bulls to 11-2 and 10-2 campaigns and Top 25 rankings in 2016 and 2017.

POSTGRADUATES

The 2021 roster features 13 players that have already received their undergraduate degree, including sophomore quarterback Cade Fortin and three of his primary targets in TE Mitchell Brinkman, WR Bryce Miller and WR Latrell Williams as well as five defensive linemen that will figure prominently in the depth chart.

The list: Cade Fortin (QB), Latrell Williams (WR), Kevin Kegler (DT), Brock Nichols (S), Blake Green (DT), Bryce Miller (WR), Thad Mangum (DT), Andrew Mims (LB), Darrin Grant (DT), Demetris Harris (G), Jarrett Hopple (G), Mitchell Brinkman (TE) and Kelvin Pinkney (DT).

USF FOOTBALL 25-YEAR TIMELINE

October 13, 1991: Feasibility Committee Meets

USF president Frank Borkowski appointed a 40-person committee to assess the feasibility of adding a football program.

July 12, 1993: Lee Roy Selmon Joins USF Athletics

Selmon, the former Tampa Bay Buccaneers All-Pro and eventual inductee into the Pro Football Hall of Fame, left his banking career to become USF's Associate Athletic Director of External Affairs and spearhead an aggressive fundraising campaign and growing support for a football program.

Aug. 24, 1993: Community Support Galvanizes

With a fundraising goal of \$10-million (and a \$5-million endowment before seeking State Board of Regents approval for the start of USF football), Tampa attorney and sports-activist Ed Rood makes a pledge of \$2-million.

Sept. 15, 1995: USF Football Is Approved

Florida's State Board of Regents approves the start of the program by a 13-1 vote. USF becomes the first university ever to begin a program at the I-AA level.

Dec. 3, 1995 : Jim Leavitt Hired as First Head Coach

Leavitt, the co-defensive coordinator at Kansas State University and a St. Petersburg native, is named USF's first head football coach. He would go on to head the program for its first 14 years of existence.

Sept. 6, 1996: The First USF Football Practice

First-ever football practice is held on former intramural fields on the far east end of campus.

Sept. 6, 1997: The First Game

Before a sellout crowd of 49,212 at Tampa Stadium, USF opens play in football for the first time. The Bulls record their first win in an 80-3 blowout of Kentucky Wesleyan.

Sept. 20, 1998: First National Ranking

After opening up their second season with wins over Slippery Rock, Valparaiso and Liberty, the Bulls climbed to their first national ranking entering FCS polls from The Sports Network and ESPN/USA Today at No. 23 and No. 25, respectively.

Oct. 3, 1998: First Game in Raymond James Stadium

After playing its first nine home games in Tampa Stadium, including the opening two of the 1998 season, USF takes the field at brand new, 65,857-seat Raymond James Stadium and downs The Citadel, 46-6.

December 1998: Initial First-Team All-American

Kicker Bill Gramatica is named a first team FCS All-American by the American Football Coaches Association. Two seasons later, Gramatica hit an FCS-record 63-yard field goal.

Sept. 4, 1999: First FBS Opponent

USF takes on its first Division 1-A FBS opponent, falling at San Diego State, 41-12, in the opening game of the 1999 season.

Oct. 11, 1999: Finding A Home in Conference USA

USF football, already planning a transition to the Football Bowl Subdivision in 2000, is approved for membership in Conference USA during the league's expansion meetings in New York.

Oct. 16, 1999: First Victory Over a Ranked Foe

In its final full season of FCS play, USF gets its first victory against a ranked opponent, defeating No. 6-ranked (FCS) Illinois State 14-13 at Raymond James Stadium.

Sept. 30, 2000: First Victory Over No. 1

USF continues to make waves in national college football when the Bulls defeat FCS No. 1-ranked Troy State, 20-10, before 25,786 fans at Raymond James Stadium.

Oct. 28, 2000: First Victory Over an FBS Team

During the Bulls' 2000 transition season, USF breaks through with a 21-13 victory at Connecticut, for its first win over an FBS opponent.

April 22, 2001: First NFL Draft Picks

At the 2001 NFL draft, three USF players were taken in consecutive order in the fourth round. Offensive lineman Kenyatta Jones went to the New England Patriots on the 96th pick. Defensive back Anthony Henry was taken by the Cleveland Browns with the 97th pick. Placekicker Bill Gramatica went to the Arizona Cardinals with the 98th pick.

Sept. 28, 2002: First National Television Appearance

The Bulls make their first appearance on national television at No. 2-ranked Oklahoma Sooners on TBS. USF's performance in a 31-14 defeat was more than respectable. The Bulls limited the Sooners to just 239 total yards. Oklahoma finished 12-2 and ranked No. 5 nationally that season, averaging 392.6 yards per game.

USF FOOTBALL FACILITY IMPROVEMENTS



Entering 2021, USF completed a \$3.3 million upgrade to its current football facilities, including:

- A completely renovated locker room featuring: 120 lockers, state of the art digital lighting and surround sound system, a team lounge with two 86" big screen TVs, video game console, pool table, ping-pong table and furnishings, a nutrition fueling station, new LED graphics and 55" monitors throughout.
- New entry ways, graphics and carpeting throughout the operations area.
- New team room graphics and chairs.
- Renovated coaches offices and staff rooms with new furniture, graphics and carpeting.

INDOOR PERFORMANCE FACILITY

USF is moving forward with plans to break ground on an 88,000-square foot indoor facility this fall at a cost of approximately \$22 million, which will feature a 100-yard turf field, climate control, branded lobby and observation deck slated for completion prior to the start of the 2022 season.

USF FOOTBALL CENTER

Following completion of the Indoor Performance Center, USF has plans to add an additional USF Football Center that will serve as a new home for USF football with coaches offices, meeting spaces, weight room, locker room, training and equipment areas and player lounge

BIG PLAY WEAVER SPARKING OFFENSE

Sophomore wide receiver Xavier Weaver showed signs of big play ability and a big season on the horizon during spring and fall drills and is paying off on that potential.

■ He has led USF in receiving yards in five of six games - 73 at NC State, 68 vs. Florida, 77 vs. Florida A&M, 76 at BYU, 52 vs. Tulsa - and leads USF with 380 receiving yards and 21 receptions on the year. In the first three games, he surpassed his 2020, nine-game total (10 for 136) and his 12-game, 2019 total (12 for 166).

■ Weaver has catches of 44, 44, 31, 29, 26, 24 and 22 yards on the year.

■ The Bulls No. 1 punt returner, Weaver broke a 44-yard punt return vs. No. 13 Florida and a 29-yard return vs. Florida A&M. He had a 55-yard punt return for a TD vs. Tulsa called back after the Bulls were flagged for roughing the kicker.

■ He is averaging 17.5 yards every time he touches the ball (receiving (21) or punt return (7)) and leads the Bulls posting 81 all-purpose yards per game.

BATTIE BALL

Freshman Brian Battie (Sarasota/Sarasota HS) looks to have the explosive potential to be the next outstanding Bay area back for the Bulls, following in the footsteps of current Indianapolis Colts standout and 3,600-yard USF rusher Marlon Mack, also a Sarasota native (Booker HS). The 5-8, 165-pounder provides a quick change of pace for the Bulls.

■ Posted just the third 100-yard kickoff return in program history vs. Tulsa (10.16), and the first since Lindsey Lamar had one at Louisville in 2010. He logged the Bulls' first kickoff return for a touchdown since Terrence Home had two vs. Georgia Tech in 2018.

■ Posted his second career 100-yard game with 110 on just 10 carries (11.0 ypc) vs. Florida A&M (9.18), marking his second 100-yard game in a four game span, posting 102 (6.8 ypc) vs. UCF in the last game of 2020.

■ He has led USF in rushing four times in his young career (twice in 2020, twice this year).

■ Battie's explosiveness is becoming well chronicled. As a junior in high school he ran for 2,133 yards on 249 carries for an 8.6 yards per carry average. Last season he finished second on the USF team in rushing with 332 yards and posted a 7.2 ypc average. He now has six games on his career averaging 6.6 ypc or better, including games of 14.3 ypc (vs. The Citadel, 2020), 13.0 ypc (vs. ECU, 2020), 11.0 ypc (vs. Florida A&M), 7.6 ypc (vs. Memphis, 2020) and 6.6 ypc (at Houston, 2020).

NOTING QB TIMMY "Q" MCCLAIN

■ Ranks 9th nationally averaging 14.52 yards per completion and leads the Bulls with 16 explosive plays on the year (15 passing, 1 rushing).

■ Named Game 3 starter vs. FAMU, he became the 11th USF starter to win their debut and the 20th starting quarterback in 25 seasons of USF football.

■ McClain led five scoring drives, including touchdown drives of 75 and 87 yards, and 31 points through three quarters vs. FAMU before sitting the fourth quarter. He finished 12 of 23 for 163 yards and a touchdown and ran for 51 yards. On his opening drive, he had a 27-yard run and a 31-yard pass.

■ McClain goes by "Q," which is a curiosity because the letter doesn't appear in his first or last name. It's a take-off on his middle name — Jahqueal — which couldn't be pronounced by his youth-football teammates or coaches, so Q was adopted as his nickname. It stuck.

■ McClain considers himself a quarterback connoisseur. Since an early age, he has studied books and videos about NFL and college quarterbacks. One of his favorites is Pro Football Hall of Fame member Bart Starr, who played for the Green Bay Packers from 1956-71 and was the Most Valuable Player of the first two Super Bowls. Starr retired from the NFL about three decades before McClain's birth.

USF FOOTBALL 25-YEAR TIMELINE

June 1, 2004: The USF Athletics Center

An \$18.2-million, 104,000-square-foot facility is open for business. And with that, a humble era of football coaching offices in trailers and a cramped weight room becomes history.

July 1, 2005: Big Time in The Big East

USF officially becomes a member of the Big East Conference, one of six leagues that get an automatic BCS bowl bid for its champion.

Sept. 24, 2005: Bulls Win in Big East Debut

USF made a splashing debut in the Big East Conference as the Bulls upset No. 9-ranked Louisville, 45-14, in front of 33,586 fans at Ray Jay.

Dec. 31, 2005: The First Bowl Game

After challenging for the Big East championship in its first season, USF settles for the program's first bowl bid. USF falls 14-0 against the ACC's N.C. State Wolfpack in the Meineke Car Care Bowl.

Dec. 23, 2006: First Bowl Victory

Following an 8-4 regular season, which included six wins in the last eight games, USF goes to the PapaJohns.com Bowl and defeats the East Carolina Pirates, 24-7.

Sept. 8, 2007: Big Win in SEC Country

In the second game of the 2007 season, the Bulls traveled north to Auburn to face the No. 17-ranked Tigers. Quarterback Matt Grothe hit Jessie Hester Jr. for an overtime touchdown, the Bulls departed with a 26-23 victory stunning 82,617 at Jordan-Hare Stadium.

Sept. 28, 2007: Ray Jay Goes Wild

Two weeks after entering the national rankings for the first time as an FBS team, No. 18 USF downed No. 5 West Virginia, 21-13, in a Friday night ESPN2 game before a delirious throng of 67,012 at Raymond James Stadium and a national TV audience.

Sept. 30, 2007: Fastest Ascent Ever

Following upsets of No. 5 West Virginia and No. 17 Auburn, USF reaches the No. 6 ranking in the AP Poll just 106 polls after moving up to the FBS level. It marks the fastest ascension into the top 10 in the modern era of college football. The next week, the Bulls move up to No. 5, marking the record for the fastest ascension into the top 5.

Oct. 14, 2007: We're No. 2!

After improving to 6-0 following a demolition of rival UCF, 64-12, the 11th-year USF football program is voted No. 2 in the AP poll.

December 2008: Two-Time First-Team All-American

Defensive end George Selvie was named a consensus first team All-American in 2007 after leading the nation with 31.5 tackles for loss. He repeated in 2008, being named a first team All-American by the American Football Coaches Association to become the program's first two-time, first team All-American.

Sept. 26, 2009: First Win Over Florida's Big Three

Led by freshman quarterback B.J. Daniels, the Bulls stun the No. 18-ranked Florida State Seminoles 17-7 at Tallahassee's Doak Campbell Stadium. It's the first USF victory against a member of the state's "Big Three" and establishes the Bulls as a serious contender.

Dec. 31, 2010: Six Straight Bowl Games

USF makes its sixth straight bowl appearance and posts a 31-26 victory against Clemson in the Meineke Car Care Bowl, marking the program's fourth bowl win, third straight and first against a BCS opponent.

Sept. 3, 2011: Winning At Notre Dame

The Bulls open the 2011 season with a 23-20 road upset of the No. 16-ranked Notre Dame Fighting Irish.

Sept. 29, 2012: 69,383 Fill Ray Jay

A USF record home crowd of 69,383 fills Raymond James Stadium to watch the Bulls take on No. 4-ranked Florida State.

Dec. 29, 2016: Winning 11 Games

The Bulls defeat the SEC's South Carolina, 46-39, in overtime at the Birmingham Bowl behind an MVP performance from Quinton Flowers. The Bulls finish 11-2 and ranked 19th in the final AP poll, the program's first postseason ranking.

Dec. 23, 2017: 10 Wins & Top 25

USF downs Texas Tech, 38-34, to win a second straight Birmingham Bowl and finish 10-2 and ranked No. 21 in the final AP poll, completing a program record 20 straight weeks appearing in the Top 25.

Sept. 22, 2018: Fastest to 150

When USF defeated East Carolina, 20-13, on Sept. 22, 2018, it marked the program's 150th FBS victory. The Bulls reached that milestone faster than any team in Florida college football history.

Dec. 9, 2019: Florida Native Scott Named Head Coach

Florida native Jeff Scott is hired as the fifth head coach in program history. The former Clemson offensive coordinator helped lead the Tigers to five straight CFP appearances and two national titles (2016 & 2018).

SWEET PAD!

Raymond James Stadium hosted Super Bowl 55 on Feb. 7, as the Bucs defeated the Chiefs in the stadium's third Super Bowl. It also hosted the 2017 CFP Championship game. In recent years, the stadium has undergone major upgrades securing its stature among the finest venues:

- The first venue IN THE WORLD to feature Sportsbeam LED Field Lighting, which allows for 2.1 million color combinations and 100s of lighting effects. (2020)
- The addition of 5G network connectivity. (2020)
- \$10.4 million in COVID-19 mitigation, cleaning and sanitization enhancements, including installation of 775 hand sanitizer stations in the stadium and surrounding lots. (2020)
- Nearly \$160 million in upgrades (2018), including: a new 8,000-square-foot, full-service premium sports bar, new East & West Stadium Clubs that include sleek new bars, a club lounge, massive video displays, 162 TVs, and a state-of-the-art audio system, concourse and concession enhancements and locker rooms.
- State of the art, high visibility 9,600-square-foot video displays in both end zones along with the addition of a new 2,300-square-foot video towers in each corner and stadium ribbon board. All together, the video displays cover more than 28,000-square-feet, making Raymond James Stadium the third-largest video displays in the United States.

■ McClain committed to USF in April 2020, when COVID-19 prevented in-person evaluations, and stayed with the Bulls as interest soared while he had an elite senior season. McClain was instrumental in convincing his teammate, wide receiver Jimmy Horn Jr., to select USF on the final hours leading into Signing Day.

■ The high school teammate of fellow Bull freshmen Jimmy Horn Jr., he helped lead Seminole HS (12-0) to the Class 8A state championship game, the program's first championship title and appearance.

■ McClain was a four-year starter at Sanford Seminole High School, which was 12-0 and a Class 8A state champion in 2020. He passed for 6,351 yards, a 64.7 completion percentage, 68 touchdowns and just 11 interceptions in his high-school career, while rushing for 940 yards and 17 scores. As a senior, he passed for 1,529 yards and 16 touchdowns, while rushing for 577 yards and 10 scores.

■ He accounted for three touchdowns in a come-from-behind victory over Apopka in the state semifinals, leading a pair of fourth quarter scores including a 58-yard go-ahead TD run with 3:47 to play...he ran 17 times for 136 yards and two touchdowns while passing for 126 yards and a TD in the game.

■ Completed 64 percent of his passes for 2,314 yards and 25 touchdowns in 11 games as a junior in addition to rushing for 175 yards and five touchdowns.

■ McClain's father, also named Timmy McClain, is a criminal defense attorney in Orlando and a former college quarterback at Livingstone College.

BOYLES AT HEART OF BULLS DEFENSE

Linebacker Dwayne Boyles led USF in tackles (75) and tackles for loss (12.5) in 2019, but had his 2020 season limited by missing action. The junior is the heart of the Bulls defense, making many of the reads and play calls from his linebacker position.

■ Posted interceptions in back-to-back games at SMU (10.2) and vs. Tulsa (10.16)

■ At SMU, posted 10 tackles, collected his second career interception and led the Bulls with 1.5 tackles for loss.

■ Boyles entered 2021 as USF's top returner in career tackles and TFL with 138 and 18.5, respectively. Fellow linebacker Antonio Grier is the next closest with 117 and 14.0.

■ After posting four tackles in the 2020 season opener, Boyles missed the next three games (Notre Dame, Cincinnati and ECU) due to being on the unavailable list.

■ The Miami native returned for the Temple game and promptly led USF with nine tackles and blocked his first career field goal, turning back a Temple attempt just before the half.

■ In the 2020 season finale, Boyles led all players with 13 tackles and added 2.0 TFL in a 58-46 loss to UCF.

DAY DAY MAKIN' PLAY PLAYS

Sophomore defensive back Daquan "Day Day" Evans continues to emerge as a playmaker in the secondary.

■ Posted a career-best 8 tackles to lead USF at BYU and equaled that effort vs. Tulsa.

■ Posted a then career-best 7 tackles in the 2021 season



opener at NC State.

■ Emerged as a big play maker in his 2020 campaign.

■ He posted **interceptions in three straight games**, getting picks vs. Temple, Tulsa and Memphis – returning the last vs. the Tigers 51 yards for a touchdown.

■ He led USF with three interceptions on the year and with returns of 56, 51 and 31 yards, his 138 return yards were just 26 shy of the USF season record set in 2007.

■ Saw action in 12 games as a true freshman and returned his first career interception 52 yards against Memphis (11/23)

■ Evans has **three 50-yard-plus interception returns on his career** and his 190 career return yards are second all-time, just 29 shy of the USF record held by Trae Williams (2004-07).

TIME TO "EAT"

The Bulls 2021 season slogan is "It's Time To E.A.T." The "E" stand for Embrace, the "A" Attack and the "T" Together. Coach Scott has said the team was setting the table in 2020, now it is time to eat.

SUPER SENIORS

USF welcomed back eight players that are using the COVID season to play as "Super Seniors" in 2021, including four defensive linemen that will be key parts of the defense. They are: DT Kevin Kegler, DT Thad Mangum, DT Blake Green, DT Kelvin Pinkney, S Brock Nichols, TE Mitchell Brinkman, OL Jarrett Hopple and OL Michael Wiggs.

BULL POUNDS

Coach Scott set a goal for the team of 500 "Bull Pounds" by the team's "Big Weigh-In" at the start of fall camp. Bull Pounds are calculated by targeted weight gains and weight loss across the roster totaled for a final tally. In the spring, the Bulls reached around 300 Bull Pounds. At the Big Weigh-In on Sept. 2, the Bulls recorded 525 Bull Pounds reached - making the goal and more. Some of the big movers in gains and losses over the 2020 playing weight are:

Donovan Jennings - (-11) to 327

Demetris Harris - (-28) to 309

Chris Carter - (-8) to 238

Antonio Grier - (-9) to 213

Darrian Grant - +9 to 263

Rashawn Yates - +9 to 280

TJ Robinson - +8 to 198

Darrian Felix - +6 to 190

Kelley Joiner - +7 to 186

Xavier Weaver - +8 to 178

CLEMSON CONNECTION

Head Coach Jeff Scott is just one of five primary staff connections for the USF program to the Clemson program. Scott's father, Brad, serves as the Bulls Chief of Staff and was a key member of the Tiger's staff from 2001-2019. As-

SITUATIONAL RECORDS

Under Scott 2021

| | | |
|-----------------------------------|------|-----|
| vs. Top-25 opponents (AP/Coaches) | 0-4 | 0-2 |
| vs. Top-10 opponents (AP/Coaches) | 0-2 | 0-1 |
| USF scores first | 1-3 | 1-1 |
| Opponent scores first | 1-9 | 0-3 |
| USF leads after 1st quarter | 1-0 | 1-0 |
| Opponent leads after 1st quarter | 0-11 | 0-3 |
| USF leads at half | 2-3 | 1-1 |
| Tied at half | 0-0 | 0-0 |
| Opponent leads at half | 0-9 | 0-3 |
| USF leads after 3rd quarter | 2-3 | 1-1 |
| Opponent leads after 3rd quarter | 0-9 | 0-3 |
| Tied after 3rd | 0-0 | 0-0 |

USF OFFENSE

| | | |
|----------------------------------|-----|-----|
| SCORING: 17 points or less | 0-4 | 0-1 |
| SCORING: 20 or more points | 2-6 | 1-3 |
| SCORING: 30 or more points | 1-4 | 1-1 |
| SCORING: 40 or more points | 0-1 | 0-0 |
| TOTAL OFFENSE: 400 or more yards | 2-1 | 1-0 |
| TOTAL OFFENSE: 500 or more yards | 0-1 | 0-0 |
| TOTAL OFFENSE: 300 yards or less | 0-5 | 0-3 |
| RUSHING: 200 or more yards | 2-1 | 1-0 |
| RUSHING: 300 or more yards | 1-0 | 0-0 |
| RUSHING ATT: 40 or more | 1-5 | 1-2 |
| PASSING: 200 or more yards | 0-4 | 0-0 |
| PASSING: 300 or more yards | 0-2 | 0-0 |
| PASSING ATT: 30 or more | 0-7 | 0-2 |
| 1st DOWNS: at least 20 | 1-6 | 0-2 |
| 3rd DOWNS: convert 40% or more | 2-2 | 1-1 |
| TURNOVERS: two or less | 2-8 | 1-3 |

USF DEFENSE

| | | |
|----------------------------------|------|-----|
| SCORING: allow 15 points or less | 1-0 | 0-0 |
| SCORING: allow 20 points or less | 2-0 | 1-0 |
| SCORING: allow 21 points or more | 0-12 | 0-4 |
| TOTAL OFFENSE: 300 yards or less | 1-0 | 0-0 |
| RUSHING: allow 150 yards or less | 1-3 | 1-1 |
| RUSHING: allow 100 yards or less | 0-0 | 0-0 |
| PASSING: allow 150 yards or less | 1-1 | 0-0 |
| PASSING: allow 100 yards or less | 1-0 | 0-0 |
| 1st DOWNS: allow 15 or less | 0-0 | 0-0 |
| 3rd DOWNS: convert 33% or less | 1-2 | 1-2 |
| TURNOVERS: two or more | 1-4 | 0-2 |

TEAM COMPARISON

| | | |
|------------------------------------|-----|-----|
| RUSHING YARDS: USF has more | 2-4 | 1-1 |
| PASSING YARDS: USF has more | 1-4 | 0-0 |
| TOTAL YARDS: USF has more | 2-1 | 1-0 |
| TURNOVERS: USF has fewer | 1-3 | 0-2 |
| TIME OF POSSESSION: advantage | 1-5 | 1-1 |
| 1ST DOWNS: USF has more | 1-3 | 0-1 |
| PENALTIES: USF has fewer | 2-5 | 1-2 |
| SPECIAL TEAMS SCORE: USF scores TD | 1-1 | 0-1 |

USF INDIVIDUALS

| | | |
|--|-----|-----|
| RUSHING: 100-yard rusher | 1-1 | 1-0 |
| PASSING: 200-yard passer | 0-3 | 0-0 |
| RECEIVING: 100-yard receiver | 0-1 | 0-0 |
| RUSH/PASS: 100-yard rusher/200-yard passer | 0-1 | 0-0 |

USF LARGEST CROWDS

| | | | |
|------------|-------------------|----------------|-------------|
| 1. 99,235 | at Penn State | Sept. 3, 2005 | L, 23-13 |
| 2. 90,612 | at Florida | Sept. 12, 2010 | L, 38-14 |
| 3. 83,524 | at Florida State | Sept. 26, 2009 | W, 17-7 |
| 4. 82,617 | at Auburn | Sept. 8, 2007 | W, 26-23 OT |
| 5. 80,795 | at Notre Dame | Sept. 3, 2011 | W, 23-20 |
| 6. 78,900 | at South Carolina | Sept. 18, 2004 | L, 34-3 |
| 7. 78,111 | at Wisconsin | Sept. 27, 2014 | L, 27-10 |
| 8. 76,780 | at Alabama | Aug. 30, 2003 | L, 40-17 |
| 9. 74,432 | at Oklahoma | Sept. 28, 2002 | L, 31-14 |
| 10. 72,811 | at Florida State | Sept. 12, 2015 | L, 14-34 |
| 11. 70,401 | at Michigan St. | Sept. 7, 2013 | L, 21-6 |
| 12. 69,383 | vs. Florida State | Sept. 29, 2012 | L, 30-17 |
| 13. 67,012 | vs. West Virginia | Sept. 28, 2007 | W, 21-13 |
| 14. 66,469 | vs. Miami | Nov. 28, 2009 | L, 31-10 |
| 15. 65,948 | vs. UCF | Oct. 13, 2007 | W, 64-12 |

BOLD = HOME

SEASON HONORS AMERICAN CONFERENCE

PRESEASON AII-AAC HONORS

| |
|---|
| Antonio Greir (LB): Phil Steele, 1st Team; Athlon: 3rd Team |
| Dwayne Boyles (LB): Phil Steele, 2nd Team; Athlon: 4th Team |
| Donovan Jennings (OT): Phil Steele, 3rd Team; Athlon: 2nd Team |
| Kelley Joiner (RB): Phil Steele, 4th Team |
| Brad Cecil (OC): Phil Steele, 4th Team; Athlon: 4th Team |
| Demontrey Jacobs (OT): Phil Steele, 4th Team |
| Mitchell Brinkman (TE): Athlon: 4th Team |
| Demetris Harris (OG): Athlon: 3rd Team |
| Rashawn Yates (DT): Athlon: 4th Team |

AAC PLAYERS OF THE WEEK

TBD : --

AAC HONOR ROLL

Week 3: Jaren Mangham, RB (3 TD)

GAME CAPTAINS

Week 1 (NC State): Brinkman, Cecil, Boyles, LaPoint3

Week 2 (Florida): Harris, Williams, Grant, Mims

Week 3 (Florida A&M): Wiggs, Jennings, Mangum, Nichols

Week 4 (BYU): Grier, Pinkney, Jacobs, Hopple

QUOTABLE

"How proud I am of Timmy McClain. In this environment on 4th-and-goal at the one, that's the loudest – I don't care, LSU, anywhere, Clemson, it don't get louder than right there on that fourth down and to see our guys push through there, that's something we can build on...Watching him go in, again, he wasn't perfect, but he's gotten better each and every week. This environment was unbelievable and for him to go out and get the calls, the snaps, the cadence. Timmy's feet were really the difference for us. He made some plays and I feel comfortable with him being our starter and we'll take it week-by-week it goes."

- **Jeff Scott on Timmy McClain following the BYU game on Sept. 25**

"I love when the lights are on. I love big stages. I feel like those big moments show character."

- **Jaren Mangham, Sept. 27, 2021**

sistant Coaches Daquan Bowers and Xavier Dye both played at Clemson and coached at Clemson. Bowers earned consensus All-America honors following his junior season at Clemson in 2010 in which he posted 67 tackles, 26 tackles for loss and led the nation with 15.5 sacks. He earned the Bronko Nagurski Trophy as college football's top defensive player, the Ted Hendricks Award as the nation's top defensive end and the ACC's Defensive Player of the Year award. A dean's list student at Clemson, Dye played wide receiver for the Tigers from 2007-10 and was two-year starter (2009-10). The most recent Clemson addition is assistant coach Cam Aiken who worked on Dabo Swinney's staff for nine seasons, serving last season as a senior offensive assistant helping the Tigers to once again return to the College Football Playoff as he worked closely with offensive coordinator Tony Elliott.

BOWDEN DNA RUNS IN USF PROGRAM

The Bobby Bowden influence is unmistakable throughout the Bulls' program. USF head coach Jeff Scott practically grew up on the practice field and in the locker room of Florida State football. That's where he mingled with dozens of All-American players as he tagged along with his father, Brad, a Seminoles assistant. That's where he decided — at age 11 — that he would one day become a college football coach. And that's where he watched and learned from the legendary Bobby Bowden. Scott vividly remembers the classic 1991 game at Doak Campbell Stadium — No. 1-ranked FSU vs. the No. 2 Miami Hurricanes. Scott sat deep in the metal locker area of quarterback Charlie Ward, a future Heisman Trophy winner, while Ward sat on a stool and Bowden came in to address the players. Scott was 3 when the family moved to Tallahassee after his father accepted a position on Bowden's staff in 1983. He was 13 when the Seminoles defeated Nebraska 18-16 on Jan. 1, 1994 at the Orange Bowl, then his father left the next day to become head coach at South Carolina.

Brad Scott, the offensive coordinator on Bowden's first national-championship team, is assisting his son as the USF chief of staff. He served for 11 seasons as an assistant coach at Florida State under Bobby Bowden, the last four seasons as offensive coordinator, helping develop Heisman Trophy winner Charlie Ward and the "Fast Break" offense the Seminoles used to win the 1993 national title.

USF's linebackers coach is Ernie Sims, a Tallahassee native and former FSU All-American who achieved his dream of playing for Bowden. Sims has a photo in his office of Bowden visiting his home during a recruiting session, when Bowden brought the No. 34 jersey (retired to honor former All-American Ron Sellers)

RECORDS WATCH

TOUCHDOWNS RUSHING - SEASON

| NAME | TD | YEAR |
|-------------------------|----|-------------------------------|
| 1. Quinton Flowers (QB) | 18 | 2016 |
| 2. Marlon Mack (RB) | 15 | 2016 |
| 3. Andre Hall | 13 | 2005 |
| 4. Q. Flowers/M. Ford | 12 | 2015/2007 |
| 6. 3 with | 11 | Last Q. Flowers/D. Tice, 2017 |
| 9. Jaren Mangham | 10 | 2021 |
| Matt Grothe | 10 | 2004 |
| 10. Eight with | 9 | last 2018 |

40+ YARD FIELD GOALS IN A GAME

| NAME | GAME |
|--------------------|---------------------|
| 4. Spencer Shrader | at Memphis, 11/7/20 |

INTERCEPTION RETURN YARDS - CAREER

| NAME | YARDS | YEAR |
|------------------------------|----------------|--------------|
| 1. Trae Williams | 219 (16) | 2004-07 |
| 2. Daquan Evans (So.) | 190 (4) | 2019- |
| 3. Devin Abraham | 189 (9) | 2014-17 |

TOUCHDOWN RECEPTIONS - CAREER

| NAME | TD | YEAR |
|--------------------------|----|-----------|
| 1. Andre Davis | 17 | 2011-14 |
| 8. Mitchell Wilcox | 11 | 2016-19 |
| Marquez Valdes-Scantling | 11 | 2016-17 |
| 10. Hugh Smith | 10 | 1999-2002 |
| RJ Anderson | 10 | 1998-99 |

Bryce Miller 7 2019-present

QUOTABLE

"That offensive line is the group that leads us. It's a very old group. They know what they're doing. They get us in the right calls and that's something we can hang our hat on. Brad, he makes the right call 97, 98 percent of the time. That guy is on it. There are ones he gets right that maybe we wouldn't. No. 1, when you have a center that can do that, it just makes you so much more multiple and able to do so many more things."

- **Charlie Weis Jr. on Brad Cecil, 9.30.21**

"Why would I? I loved USF right from that first day. It's Tampa Bay. It's Florida. It's palm trees. I loved the vibe, that Florida vibe. I felt safe here, and I still feel safe. I never wanted to leave... I am so happy I'm at USF with all these guys. I love it more than ever."

- **Antonio Grier, on if he took any other recruiting visits than USF, Tampa Bay Times, 8.23.21**

"On that first day, we told each other, 'This is where we are going to be. This is going to be us... What we've been through together in this time has formed a bond forever.'"

- **LB Dwayne Boyles on his USF visit, which coincided with fellow LB Antonio Grier, Tampa Bay Times, 8.23.21**

"You guys are powerful human beings, strong men, great representatives of our university. When you come out and support us in these numbers, it gives us the power to plow through a game like (beating the Gators). I always want our football team to win. I want you to win even more now. We are behind you guys, too!"

- **USF women's head soccer Coach Denise**



AMERICA'S FASTEST RISING UNIVERSITY

U.S. News and World Report released its latest higher education rankings (2021) and the University of South Florida continues to be America's fastest-rising university, according to U.S. News. Over the past 10 years, USF has risen 48 spots among public universities from No. 94 to No. 46 and 67 spots among all universities (public or private), from No. 170 to No. 103. No other university in the country has risen so far so quickly. This also marks the third year in a row that USF is ranked in the top 50 among public universities.

■ Designated a "Preeminent State Research University" by the Florida board of governors in 2018, USF is in elite company with the University of Florida and Florida State University as the only three state universities to earn the designation.

■ USF enrollment surpassed 50,000 students for the first time in the fall of 2017, now with 50,830 students currently enrolled across the three campuses: USF Tampa, USF St. Petersburg and USF Sarasota-Manatee.

■ USF is the nation's 7th leading public university in generating new United States utility patents and ranks 16th among universities worldwide.



CHAMPA BAY!

The Bay area has staked a claim as the epicenter of championship sports teams in recent years. Home to four professional sports organizations, including the MLB Rays, NHL Lightning, NFL Buccaneers and USL Rowdies. All have had outstanding championship seasons in the last two years, making celebratory boat parades on the Hillsborough River in downtown Tampa a common occurrence...

■ Since 2020, the Bay Area has claimed a **Super Bowl Champion**, two **Stanley Cups**, an **American League Pennant** and a **USL Conference Championship**.

■ The **Tampa Bay Lightning** repeated as Stanley Cup champions as they downed the Montreal Canadiens (4-1) in the 2021 Stanley Cup Finals after dispatching the Dallas Stars (4-2) in 2020. The Lightning also won the Cup in 2004. They have reached the playoffs 5 of the last 6 seasons and the conference finals four times in that span.

■ The **Tampa Bay Buccaneers** acquired sure Hall of Fame players Tom Brady and Rob Gronkowski prior to the 2020 season and went on to down the Kansas City Chiefs (31-9) to win Super Bowl 55 in Raymond James Stadium. The Buccaneers became the first team in NFL history to play in and win a Super Bowl that was held at its home stadium. The Bucs also won a Super Bowl in 2002.

■ The **Tampa Bay Rays** won the American League pennant and reached the 2020 World Series, falling to the Los Angeles Dodgers in six games. The Rays also reached the 2008 World Series. The Rays had the best record in the American League (third-best in MLB) as of Aug. 28, 2021, and their established ace was former USF pitcher Shane Bieber.

■ The **Tampa Bay Rowdies** soccer team won its conference and reached the USL Championship final in 2020.

■ The **NBA's Toronto Raptors** also played the 2020-21 season in Tampa's Amalie Arena.



BULLS WIN PK SHOOTOUT VS. CONFERENCE CHAMPION WOMEN'S SOCCER TEAM

Football met futbol on the USF soccer pitch late in fall camp as Coach Scott brought the Bulls next door following a practice to challenge USF's four-time defending conference champion women's soccer team. It was a penalty-kick shootout between Coach Denise Schilte-Brown's women's soccer team and the football team. Amid the backdrop of Scott making a \$10,000 donation USF's "Stampede for Women," an initiative designed to raise scholarship money and build facilities for USF's women's sports. After five rounds of PKs, it was tied 4-4. So it was down to the coaches. With Scott in goal, Schilte-Brown hit the goal post. Scott fired his opportunity just past Schilte-Brown's reach to gain the win. Linebacker Dwayne Boyles served as the Bulls goalie and made one crucial save.



THE USF FOOTBALL PROGRAM

■ The Bulls have had five head coaches in 25 seasons.

■ USF was ranked for a program record 20 straight weeks (2016-2017) has spent 48 weeks in the Top 25.

■ The Bulls reached as high as the No. 2 ranking in 2007, becoming the fastest program to go from inception to a top 10 ranking in FBS history.

■ USF has played in 10 bowl games and won six.

■ USF has claimed victories in Tampa over Louisville, West Virginia, Georgia Tech, Pittsburgh, Kansas and North Carolina among others.

■ USF has claimed road or neutral site wins over Florida State, Auburn, Clemson, Notre Dame, Miami, Louisville, NC State, West Virginia and TCU among others.

■ USF has had 30 first-team All-Conference selections, including 1 Offensive Player of the Year, 1 Defensive Player of the Year, 2 Special Teams Players of the Year and 1 Rookie of the Year.

■ USF has had five players selected a first-team All-American a total of six times.

■ 13 USF players have been part of 17 Super Bowl teams, 10 part of a Super Bowl Champion, including last year as Bay area product Austin Reiter (Chiefs) and Jason Pierre-Paul (Buccaneers) went head to head.



RAYMOND JAMES STADIUM: HOME OF BULLS, BUCS & SUPER BOWLS

| TOP USF SEASON AVERAGE ATTENDANCE | | | | |
|-----------------------------------|---------|------|-------|------------|
| RANK | AVERAGE | YEAR | GAMES | ATTENDANCE |
| 1. | 53,170 | 2007 | 6 | 319,019 |
| 2. | 52,553 | 2009 | 6 | 315,319 |

| TOP USF GAME CROWDS | | | | | |
|---------------------|------------|---------------|------------|--------|----------|
| RANK | ATTENDANCE | OPPONENT | DATE | WINNER | SCORE |
| 1. | 69,383 | Florida St. | 9/29/2012 | FSU | L, 30-17 |
| 2. | 67,012 | West Virginia | 9/28/2007 | USF | W, 21-13 |
| 3. | 66,469 | Miami | 11/28/2009 | UM | L, 31-10 |
| 4. | 65,948 | UCF | 10/13/2007 | USF | W, 64-12 |
| 5. | 63,976 | Cincinnati | 10/15/2009 | UC | L, 34-17 |

■ USF is one of the few college programs that play in an NFL stadium, opened on Sept. 20, 1998.

■ Raymond James Stadium is home to the NFL's Tampa Bay Buccaneers and has hosted three Super Bowls: Super Bowl XXXV in 2001 (Ravens and Giants) and Super Bowl XLIII in 2009 (Steelers and Cardinals) and Super Bowl LV in 2021 (Chiefs and Buccaneers). The stadium also hosted the 2017 CFP National Championship Game won by Clemson over Alabama.



WELCOME TO THE SUNCOAST NOTING TAMPA & THE BAY AREA

■ The greater Tampa Bay area has a population of more than 4 million and is one of the fastest growing areas in the country. It is the **12th largest TV market** in the United States.

■ Tampa ranks as fifth-most popular American city according to a Pew Research Center study.

■ Tampa ranked as the 5th best outdoor city by Forbes. The area's average highs range 70 to 90 °F year round, and lows 52 to 76 °F.

■ Nicknames: Cigar City & The Big Guava

■ Tampa is near 18 beaches. In 2020, Trip Advisor rated Siesta Key the No. 1 Beach in America followed closely by St. Petersburg Beach (No. 2) and Clearwater Beach (No. 5).

QUOTABLE

"That offensive line is the group that leads us. It's a very old group. They know what they're doing. They get us in the right calls and that's something we can hang our hat on. Brad, he makes the right call 97, 98 percent of the time. That guy is on it. There are ones he gets right that maybe we wouldn't. No. 1, when you have a center that can do that, it just makes you so much more multiple and able to do so many more things."

- **Charlie Weis Jr. on Brad Cecil, 9.30.21**

"Why would I? I loved USF right from that first day. It's Tampa Bay. It's Florida. It's palm trees. I loved the vibe, that Florida vibe. I felt safe here, and I still feel safe. I never wanted to leave... I am so happy I'm at USF with all these guys. I love it more than ever."

- **Antonio Grier, on if he took any other recruit- ing visits than USF, Tampa Bay Times, 8.23.21**

"On that first day, we told each other, 'This is where we are going to be. This is going to be us... What we've been through together in this time has formed a bond forever.'"

- **LB Dwayne Boyles on his USF visit, which co- Incided with fellow LB Antonio Grier, Tampa Bay Times, 8.23.21**

"You guys are powerful human beings, strong men, great representatives of our university. When you come out and support us in these numbers, it gives us the power to plow through a game like (beating the Ga- tors). I always want our football team to win. I want you to win even more now. We are behind you guys, too!"

- **USF women's head soccer Coach Denise Schilte-Brown, following the Bulls PK contest with the soccer team.**

"I hope I can have just half the impact on my players as Coach Bowden had on his players,"

- **Jeff Scott**

and said Sims would be allowed to wear it if he signed with FSU.

YOUNG GUNS

Entering his second season, USF's Jeff Scott is the youngest head football coach in the American Athletic Conference and the 15th-youngest in the Football Bowl Subdivision. For the second straight season, Scott is younger than every op- posing head coach on USF's schedule. Here are the young- est head coaches in each FBS conference (ages as of this season's Opening Weekend).

American — Jeff Scott, USF, 40 (Dec. 28, 1980)
ACC — Mike Norvell, Florida State, 39 (Oct. 11, 1981)
Big Ten — P.J. Fleck, Minnesota, 40 (Nov. 29, 1980)
Big 12 — Lincoln Riley, Oklahoma, 38 (Sept. 5, 1983)
Conference USA — Will Healy, Charlotte, 36 (Jan. 16, 1985)
MAC — Sean Lewis, Kent State, 35 (April 11, 1986)
Mountain West — Andy Avalos, Boise State, 39 (Nov. 5, 1981)
Pac-12 — Nick Rolovich, Washington State, 41 (Feb. 16, 1979)
SEC — Elijah Drinkwitz, Missouri, 38 (April 12, 1983)
Sun Belt — Kane Wommack, South Alabama, 34 (April 19, 1987)

TRANSFERS WILL HAVE MAJOR IMPACT

Entering the 2021 season, the Bulls have 29 players who played at a previous college or university, including 17 who have yet to play for USF.

■ 18 FBS transfers are on the roster.

KEY NEW TRANSFER ADDITIONS

WR Demarcus Gregory (Ole Miss)
 S Matthew Hill (Auburn)

S Will Jones II (Kansas State)
 RB Jaren Mangham (Colorado)
 CB TJ Robinson (Rutgers)
 CB Timarcus Simpson (Eastern Michigan)
 DE Jamari Stewart (Mississippi State)
 WR Yusuf Terry (Baylor)
 CB Christian Williams (Miami)
 QB Jarren Williams (Miami)

KEY TRANSFERS WITH USF EXPERIENCE

TE Mitchell Brinkman (Northern Illinois)
 S Isaiah Cromarty (Webster International)
 RB Darrian Felix (Oregon)
 QB Cade Fortin (North Carolina)
 DT Blake Green (NW Missouri State)
 OL Jarrett Hopple (Virginia Tech)
 OL Demontrey Jacobs (Grambling State)
 DT Thad Mangum (Wofford)
 S Brock Nichols (Delaware State)
 WR Bryce Miller (Southeastern University)
 PK Jared Sackett (Arkansas)
 DE Ryan Thaxton (Tennessee)
 WR Latrell Williams (Tennessee)

STAFF CHANGES

USF's primary coaching staff features four new faces and two coaches in new positions for 2021:

Cam Aiken – Running Backs Coach/Run Game Coor- dinator — Joined USF in January. Worked on Dabo Swin- ney's Clemson staff for nine seasons and was part of two national-championship teams.

Bobby Bentley – Wide Receivers Coach/Pass Game Coordinator — Joined USF on July 1. He spent the previ- ous five seasons at South Carolina and was a former head coach at Presbyterian College (2007-08).

George Barlow – Cornerbacks Coach — Joined USF last February. Has 30 years of college coaching experience, most recently as assistant head coach for defense and cor- nerbacks coach at NC State.

Xavier Dye – Tight Ends Coach/Recruiting Coordinator — Dye was wide receivers coach in 2020, but has changed positions and added to his responsibilities with coordination of recruiting.

Ernie Sims – Linebackers Coach — After one season as a quality control analyst, the former Florida State great and first-round NFL draft choice was elevated to linebackers coach.

AJ Artis – Head Strength and Conditioning Coach — Joined USF in March after three seasons with Tennes- see, most recently as the Director of Football Sports Performance.

STOKES SHINES IN "FOOTBALL" DEBUT

The Bulls' 27-year old punter Andrew Stokes – an import from ProKick Australia – has impressed with a massive leg since his arrival at USF, but last Thursday he put that po- tential to the test in his first-ever American football game.

■ Stokes punted eight times for 361 yards and a 45.1 ypp average at NC State (9.2). His long punt of 66 yards ranks tied for the ninth-longest in USF history and he maintained a high arc that allowed NC State just two returns for a total of 12 yards.

■ Stokes - 6-5, 228 – had not even seen a college football game in person before playing at NC State.

■ A veteran of Australian Rules Football, Stokes spent the previous seven years playing for the Railways in the Great Northern Football League before being picked up by East Fremantle in the WA Football League...he posted 10.8 disposals, 3.6 marks and .3 goals per game...he played 15 games in his WAFL career, logging 124 kicks, 54 marks, 179 hitouts, 5 goals, 38 handballs, 25 tackles and 162 disposals...also played 83 games for East Fremantle's Reserves.

QUOTABLE

"I think what I'm most pleased with is his (Weaver) punt returning. Honestly, [we weren't] consistent catching punts leading into our first game in practice with who we had back there. So I asked the team af- ter practice 'Who else can catch punts?' ... Weaver raised his hand."

I haven't asked him if he ever caught punts in high school, [but] ... He looks very natural doing it. You've got to be a little fearless to be back there and catch it with guys on top of you. So that's probably what I'm most pleased with. I see the wideout stuff every day in practice, he's very gifted at that posi- tion ... I'm really proud of what he's doing on punt return."

- **Jeff Scott on Xavier Weaver - 9.18.21**

"There are no moral victories. The goal is to win the game and we didn't win the game. We played very poorly in the first half, but I do think we're going to look back on this game in the second half and the way this group responded, being down 35-3 (at the half) and take some good things away from it. It's very easy and very common for teams in that situ- ation to roll over and quit. But our guys competed and hung together. I think we're going to look back three, four, five weeks from now and say that the second half of this game is where we really started to turn the corner."

- **Jeff Scott, after Florida Game - 9.11.21**

"We know that if we have our mind right and we ex- ecute we will have the result we had in the second half today. But we also know we have to do it for all four quarters. We're going to keep getting better. We will get there."

- **Dwayne Boyles, after Florida Game - 9.11.21**



JPP NAMED TO NFL TOP 100

USF first team All-American defensive end Jason Pierre-Paul (2009) has gone on to earn three NFL Pro Bowl selections (2012, 2013, 2020) and a pair of Super Bowl Championships (2012, New York Giants & 2020, Tampa Bay Buccaneers). He was recently named to the NFL Top 100 players for 2020-21.

■ 57 schools had a player named to the NFL Top 100, but only three in Florida: USF, FSU & FAU

■ USF is one of just three AAC schools with an NFL Top 100 player: USF, SMU & Cincinnati

■ USF has had 13 players make a total of 17 ap- pearances in the Super Bowl, including Chiefs' Center Austin Reiter and Pierre-Paul facing each other in Super Bowl LV in Tampa. With JPP becoming the first Bulls' player to earn two Super Bowl titles.



In 2015, the USF Student Government passed a resolution to officially rename the USF student section The Herd. USF's student section can number more than 12,000, making it among the largest in the nation. Front row fans that arrive early and paint their bodies green and gold are known as *The Beef Studs*.

| 2021 WEEK | | AP | COACHES | 2021 WEEK | | AP | COACHES |
|-----------|--|----|---------|-----------|--|----|---------|
| Preseason | | NR | NR | Week 8 | | NR | NR |
| Week 1 | | NR | NR | Week 9 | | | |
| Week 2 | | NR | NR | Week 10 | | | |
| Week 3 | | NR | NR | Week 11 | | | |
| Week 4 | | NR | NR | Week 12 | | | |
| Week 5 | | NR | NR | Week 13 | | | |
| Week 6 | | NR | NR | Week 14 | | | |
| Week 7 | | NR | NR | Week 15 | | - | |

HOME: ROAD: CONFERENCE: NON-CONFERENCE MARKS

■ **OVERALL:** 100-55 (.640) record in home games since the program started in 1997

* USF played the 1997 home schedule and the first two games of the '98 season in Tampa Stadium, going 6-3, moving to Raymond James for the Citadel game in '98.

Undefeated Home Record: 3 seasons: 2002, '01 & '00
One Loss Home Record: 8 seasons: 2017, '16, '15, '07, '06, '05, 1999 & '98.

■ **Losing home records:** 6 seasons: 2020 (1-3); 2019 (2-5); 2014 (2-5); 2013 (1-5); 2012 (2-4), 2011 (3-4) and 2004 (2-4).

■ **OVERALL:** 53-73 record in true road games

6 seasons: 2017, '16, '10, '07, '03 & '02

Road .500 record: 5 seasons: 2018, '09, '08, '06 & 1998

■ CONFERENCE ROAD GAMES: 29-41

American Conference Road Games: 15-18

Most Wins in a season: 4 (2016)

After spending the first six seasons of program history as an independent, USF joined Conference USA in 2003 and moved to the BIG EAST in 2005. Realignment morphed the BIG EAST into The American in 2013.

■ **OVERALL:** 59-78 in 19th year as conference member.
AMERICAN: 29-37; 9th season;

BIG EAST: 22-34 (.392) eight seasons;
C-USA 8-8 (.500) two seasons.

■ AAC East Division: 18-8 (.692), 5 s

Losses: vs. UCF (2017, 2018, 2019), at Temple (2016, 18 & 19), Cincinnati (2018, 2019)

■ Most wins in a season: 7, 2016.

■ **Conference Openers:** 10-8, 5-3 in The American.

OVERALL: 50-28 (.641) in regular-season, nonconference games in 16th season as a conference member.

■ **AMERICAN:** 17-16, 9th season.

■ **BIG WINS** Since 2007: at Notre Dame (2011), vs. Miami (2010), at Florida State (2009), at N.C. State (2008), vs. No. 10 Kansas (2008), at Auburn (2007) & vs. North Carolina (2007).

■ **BIG EAST (2005-2012):** 30-9 (.769) in regular-season, nonconference matchups in 8 seasons.

■ C-USA: 3-3 (.500) record in two seasons.

| ACCURATED FLEETS (week of) | | | | |
|----------------------------|----------------------|--------|-----|-------|
| RK | TEAM | RECORD | PTS | TREND |
| 1 | Georgia (63) | 1,575 | 1 | 7-0 |
| 2 | Cincinnati | 1,483 | 3 | 6-0 |
| 3 | Oklahoma | 1,434 | 4 | 7-0 |
| 4 | Alabama | 1,393 | 5 | 6-1 |
| 5 | Ohio State | 1,252 | 6 | 5-1 |
| 6 | Michigan | 1,214 | 8 | 6-0 |
| 7 | Penn State | 1,116 | 7 | 5-1 |
| 8 | Oklahoma State | 1,082 | 12 | 6-0 |
| 9 | Michigan State | 1,076 | 10 | 7-0 |
| 10 | Oregon | 1,054 | 9 | 5-1 |
| 11 | Iowa | 1,048 | 2 | 6-1 |
| 12 | Ole Miss | 879 | 13 | 5-1 |
| 13 | Notre Dame | 763 | 14 | 5-1 |
| 14 | Coastal Carolina | 736 | 15 | 6-0 |
| 15 | Kentucky | 723 | 11 | 6-1 |
| 16 | Wake Forest | 629 | 16 | 6-0 |
| 17 | Texas A&M | 536 | 21 | 5-2 |
| 18 | North Carolina State | 485 | 22 | 5-1 |
| 19 | Auburn | 397 | NR | 5-2 |
| 20 | Baylor | 378 | NR | 6-1 |
| 21 | SMU | 358 | 23 | 6-0 |
| 22 | San Diego State | 284 | 24 | 6-0 |
| 23 | Pittsburgh | 177 | NR | 5-1 |
| 24 | UTSA | 104 | NR | 7-0 |
| 25 | Purdue | 68 | NR | 4-1 |

| PK | TEAM | REC | PTS | 1ST | HI/LO |
|----|--------------------|-----|------|------|---------|
| 1 | Georgia | 7-0 | 1625 | 65 1 | — 1/5 |
| 2 | Oklahoma | 7-0 | 1508 | 0 3 | 1 2/5 |
| 3 | Cincinnati | 6-0 | 1497 | 0 4 | 1 3/10 |
| 4 | Alabama | 6-1 | 1446 | 0 5 | 1 1/5 |
| 5 | Ohio State | 5-1 | 1305 | 0 6 | 1 3/12 |
| 6 | Michigan | 6-0 | 1299 | 0 7 | 1 6/NR |
| 7 | Michigan State | 7-0 | 1158 | 0 9 | 2 7/NR |
| 8 | Penn State | 5-1 | 1134 | 0 8 | — 4/20 |
| 9 | Oklahoma State | 6-0 | 1093 | 0 12 | 3 9/23 |
| 10 | Oregon | 5-1 | 1048 | 0 10 | — 3/12 |
| 11 | Iowa | 6-1 | 1031 | 0 2 | -9 2/18 |
| 12 | Mississippi | 5-1 | 826 | 0 14 | 2 12/25 |
| 13 | Notre Dame | 5-1 | 816 | 0 13 | — 7/13 |
| 14 | Kentucky | 6-1 | 763 | 0 11 | -311/NR |
| 15 | Wake Forest | 6-0 | 696 | 0 16 | 115/NR |
| 16 | Coastal Carolina | 6-0 | 675 | 0 15 | -115/24 |
| 17 | Texas A&M | 5-2 | 580 | 0 18 | 1 5/NR |
| 18 | NC State | 5-1 | 528 | 0 21 | 318/NR |
| 19 | Southern Methodist | 6-0 | 399 | 0 23 | 419/NR |
| 20 | Baylor | 6-1 | 369 | 0 NR | 720/NR |
| 21 | San Diego State | 6-0 | 334 | 0 24 | 321/NR |
| 22 | Auburn | 5-2 | 315 | 0 NR | 419/NR |
| 23 | Pittsburgh | 5-1 | 192 | 0 NR | 623/NR |
| 24 | Clemson | 4-2 | 146 | 0 25 | 1 2/25 |
| 25 | Texas-San Antonio | 7-0 | 96 | 0 NR | 525/NR |

■ **LAST:** L, 35-27 at No. 15 BYU, Sept. 25, 2021
 ■ **LAST WIN:** W, 52-45 vs. No. 22 Navy on Oct. 28, 2016 in Raymond James Stadium.

■ **OVERALL RECORD:** 11-32 all-time vs. FBS ranked teams since joining the FBS in 2000.

15-37 overall vs. ranked foes, including a 4-5 record vs. I-AA (FCS) teams from 1997-2000.

■ **AT HOME:** USF is 7-16 at home vs. FBS ranked teams, last posting a win with a 52-45 win vs. No. 22 Navy, Oct. 28, 2016.

■ **ON THE ROAD:** 4-15 on the road vs. FBS ranked, last posting a win with a 23-20 victory at No. 16/18 Notre Dame on Sept. 3, 2011.

Wins vs. ranked teams on the road: W, 24-19 at No. 9 West Virginia (2006); W, 26-23 at No. 17 Auburn (2007); W, 17-7 at No. 18 Florida State (2009); W, 23-20 at No. 16 Notre Dame (2011)

[illegible]



JEFF SCOTT YEAR-BY-YEAR

2nd Season as a Head Coach

15th season overall in collegiate coaching

| YEAR | SCHOOL | RECORD | POSTSEASON |
|--------------------------|----------|-------------|------------|
| 2021 | USF (HC) | 1-5 | |
| 2020 | USF (HC) | 1-8 | |
| HEAD COACH RECORD | | 2-13 | - |

| | | | |
|---------------------------|----------------------------------|-------------------------|----------------------------|
| 2019 | Clemson (Co-Offensive Coord./WR) | 14-1* | CFP Championship Game |
| 2018 | Clemson (Co-Offensive Coord./WR) | 15-0* | CFP National Title |
| 2017 | Clemson (Co-Offensive Coord./WR) | 12-2* | CFP (Sugar) |
| 2016 | Clemson (Co-Offensive Coord./WR) | 14-1* | CFP National Title |
| 2015 | Clemson (Co-Offensive Coord./WR) | 14-1* | CFP Championship Game |
| COORDINATOR RECORD | | 70-5[^] | *5 ACC Titles/5 CFP |

[^] Became coordinator in 2014 Russel Athletic Bowl

| | | | |
|------|--------------------------------------|------------------|--------------------------|
| 2014 | Clemson (WR Coach/Recruiting Coord.) | 10-3 | Russel Athletic Bowl (W) |
| 2013 | Clemson (WR Coach/Recruiting Coord.) | 11-2 | Orange Bowl (W) |
| 2012 | Clemson (WR Coach/Recruiting Coord.) | 11-2 | Chick-fil-A Bowl (W) |
| 2011 | Clemson (WR Coach/Recruiting Coord.) | 10-4* | Orange Bowl (L) |
| 2010 | Clemson (WR Coach/Recruiting Coord.) | 6-7 | Meineke Bowl (L) |
| 2009 | Clemson (WR Coach/Recruiting Coord.) | 9-5 | Music City Bowl (L) |
| 2008 | Clemson (GA then WR Coach) | 7-6 [^] | Gator Bowl (L) |

| | | | |
|---------------------------------------|---------------------------------|---------------------------|--|
| CLEMSON ASSISTANT COACH RECORD | | 130-31[^] | [^] assistant midway through 2008 |
| 2007 | Presbyterian College (WR Coach) | | |

| | | | |
|--------------------------------|--|-------------|----------------------|
| BOWL RECORD (Assistant) | | 10-5 | 15 Bowl Games |
|--------------------------------|--|-------------|----------------------|

| | | | |
|------------------------------|--|------------|----------------------------|
| CFP GAMES (Assistant) | | 6-3 | 2-2 in Championship |
|------------------------------|--|------------|----------------------------|

HIGH SCHOOL

| | | |
|---------|----------------------------------|--------------------|
| 2005-06 | Head Coach, Blythewood HS (S.C.) | won 3A State Title |
|---------|----------------------------------|--------------------|

Scott helped lead the Clemson to five straight College Football Playoff appearances, four CFP Championship games and national titles in the 2016 and 2018 seasons while coaching in nine CFP games and posting a 6-3 record.

HEAD COACH JEFF SCOTT

2nd Season at USF/2nd Season Overall Clemson, 2003

Named the fifth head coach in USF football history on Dec. 9, 2019, Jeff Scott was one of the most respected coordinators and recruiters in the nation when he took over the Bulls program.

Having served as the co-offensive coordinator at Clemson since 2015 and as a member of the Tigers' football staff at his alma mater since 2008, Scott was a key part of the rise of one of the most dominant football programs in the nation. He helped lead the Tigers to five straight College Football Playoff appearances, four CFP Championship game appearances (2015, 2016, 2018 & 2019 seasons) and national titles in the 2016 and 2018 seasons while coaching in nine CFP Playoff games and posting a 6-3 record. Scott returns to a home field in Raymond James Stadium where Clemson scored 21 fourth-quarter points to defeat Alabama, 35-31, in the CFP National Championship game on Jan. 9, 2017 to claim the program's first national title in 35 years.

SCOTT NOTABLES

CHAMPIONSHIP COORDINATOR

► In his five seasons serving as co-offensive coordinator/wide receivers coach, Clemson posted a 70-5 record and claimed five ACC championships.

► Clemson finished the 2019 season ranked No. 4 nationally in scoring offense (43.9 ppg) and No. 5 in total offense (528.7 ypg).

► During his stint as co-offensive coordinator, the Tigers went 70-5 (38-2 in the ACC) with just two regular season losses and posted the four winningest seasons in program history (2018 (15-0), 2019 (14-1), 2015 (14-1), 2016 (14-1)).

► Clemson averaged 40 points and 500 yards per game, while Tigers quarterbacks completed better than 66 percent of their passes. Clemson averaged better than 500 yards per game in four seasons and set 138 team and individual records, including marks for total offense (527.2 ypg), scoring offense (44.3 ppg), passing offense (5,009 yards), rushing offense (3,723 yards) and touchdowns (90).

► The top three total offense seasons in program history came with Scott as co-offensive coordinator, as did the top three scoring seasons, all with 577 points or better.

FLORIDA & COACHING IN THE BLOOD

► Born in Arcadia, Fla., just an hour and a half south (93 miles) of the USF campus.

► Scott's father, Brad, a 1979 graduate of USF, coached high school football in the state and spent 11 years as an assistant coach to Bobby Bowden at Florida State, including the last four as offensive coordinator and claiming the 1993 national title.

► During his father's tenure at Florida State, Scott attended elementary school at Florida High Elementary which was across the street, about 200 yards from the FSU practice fields and he would join his father every afternoon at practice after school.

AT HOME IN RAY JAY

► Scott returns to a home field in Raymond James Stadium where Clemson scored 21 fourth-quarter points to defeat Alabama, 35-31, in the CFP National Championship game on Jan. 9, 2017 to claim the program's first national title in 35 years.

PRODUCING NFL PLAYERS

► Eight wide receivers Scott coached were on 2019 NFL rosters, including Bay area products, Ray Ray McCloud, Deon Cain and Artavis Scott.

► He coached Fort Myers, Fla., product Sammy Watkins, a two-time All-American who set school season records for receptions (101), receiving yards (1,464) and touchdowns (12) and career marks for receptions (240), receiving yards (3,391) and receiving touchdowns (27) before being selected in the first round of the NFL Draft.

► Under Scott, DeAndre Hopkins earned second-team All-America honors before selection in the first round of the NFL Draft and going on to make four Pro Bowls.

ELITE RECRUITER


► Scott was Clemson's recruiting coordinator 2008-14, leading the Tigers to top-10 ranked classes in his first season of 2009 and also in 2011 and 2012.

► He was named a top-10 recruiter nationally by ESPN.com (2014), a top 25 national recruiter seven times by Rivals.com (2012, 2014, 2015, 2016, 2017, 2018, 2019) and the ACC Recruiter of the Year in 2015 by Rivals and in 2018 by 247Sports.

ONE SMART MATHEMATICIAN

► Graduated cum laude with a degree in mathematics, having earned President's List recognition with a 4.0 grade-point average in 2001 and 2002.

2021 USF FOOTBALL STAFF




CHARLIE WEIS JR.

Offensive Coordinator/Quarterbacks

Alma Mater: Kansas, '15

2nd Season with USF

- OC for FAU team that was 14th in NCAA in scoring in 2019
- On staffs with Atlanta Falcons and New England Patriots
- Won 2016 national championship as analyst at Alabama



ALLEN MOGRIDGE

Offensive Line Coach/Assistant Head Coach

Alma Mater: North Carolina, '99

2nd Season with USF

- O-line at FIU ranked in top 10 in sacks in '18 & '19
- Helped FIU to three straight bowl appearances
- Has nearly 20 years of coaching experience



CAM AIKEN

Running Backs/Run Game Coord.

Alma Mater: Clemson, '11

1st Season with USF

- Previous 9 seasons on Clemson staff
- Worked closely with Scott on offensive planning at Clemson
- Part of 6 CFP runs and 2 national championships with Tigers



BOBBY BENTLEY

Wide Receivers/Pass Game Coord.

Alma Mater: Presbyterian, '90

1st Season with USF

- Spent previous 5 seasons at South Carolina
- Highly successful high school coach in South Carolina
- Named a Rivals Top 25 Recruiter in 2019



XAVIER DYE

Tight Ends Coach/Recruiting Coord.

Alma Mater: Clemson, '10

2nd Season with USF

- Scott was his position coach as a WR at Clemson
- Coached with Scott at Clemson as a GA with the WRs
- Wide receivers coach at West Virginia in 2019



BRAD SCOTT

Chief of Staff

Alma Mater: USF, '79

2nd Season with USF

- Former head coach at South Carolina (1994-98)
- Offensive coordinator at Florida State, helping win 1993 national championship and quarterback Charlie Ward claim the Heisman Trophy.



ALBERT BOONE

Director of Football Operations

Alma Mater: Florida State, '03

4th Season with USF



GLENN SPENCER

Defensive Coordinator/Safeties

Alma Mater: Georgia Tech, '87

2nd Season with USF

- DC for FAU team that led NCAA in takeaways in 2019
- Coached 10 seasons at Oklahoma State
- Won two conference titles as head coach at West Georgia



GEORGE BARLOW

Cornerbacks Coach

Alma Mater: Marshall, '90

1st Season with USF

- Previous 7 seasons at NC State/Asst. HC for defense
- Brings 30 years of collegiate coaching experience
- Played safety at Marshall



DA'QUAN BOWERS

Defensive Line Coach

Alma Mater: Clemson, '19

2nd Season with USF

- Was No. 1 overall high school prospect by ESPN in 2008
- Second-round draft pick of the Tampa Bay Bucs in 2011
- Coached with Jeff Scott at Clemson



ERNIE SIMS

Linebackers Coach

Alma Mater: Florida State, '18

2nd Season with USF

- No. 9 overall pick in the 2006 NFL Draft/8 NFL seasons
- All-America linebacker at Florida State/No. 1 recruit in '03
- A Parade and USA Today prep All-American



DANIEL DA PRATO

Special Teams Coordinator

Alma Mater: Louisiana-Monroe, '03

2nd Season with USF

- Coached at Arkansas in 2019
- Coached two All-Americans at Montana State
- Played quarterback at ULM from 2002-03



AJ ARTIS

Strength & Conditioning Coach

Alma Mater: Campbell, '15

1st Season with USF

- Previously head strength & conditioning coach at Tennessee
- Spent two seasons at Duke
- Three-year football letterman at Campbell (WR & TE)



MIKE GIGLIO

Director of Recruiting and Pro Liaison

Alma Mater: Florida, '08

5th Season with USF

USF ATHLETIC COMMUNICATIONS

4202 E. Fowler Ave., ATH 100,
Tampa, FL 33620
OFFICE: 813-974-2125 FAX: 813-974-5328

Associate AD/Communications/

Football Contact: Brian Siegrist

Siegrist@USF.edu

Cell: 813-293-3897

Associate Communications Director/

Secondary Football: Dave Albrecht

Albrecht25@usf.edu

Cell: 561-525-4997

Associate Communications Director/

Secondary Football: Mike Hogan

MHogan@USF.edu

Cell: 813-469-0616

Website: www.GoUSFBulls.com



USF MEDIA POLICIES

WEEKLY PRESS CONFERENCE

USF holds a weekly press conference every TUESDAY at 11:30 a.m. during regular game weeks. Head coach Jeff Scott and selected players will be available in person in the Lee Roy Selmon Athletics Center.

Scott will also conduct a weekly update via ZOOM on THURSDAYS at 11:30 a.m. Links for that ZOOM call will be provided weekly.

CREDENTIAL REQUESTS

The online application for football credentials for the 2020 season can be found at https://gousfbulls.com/sb_output.aspx?form=25. If you are requesting multiple credentials for a group, a form must be submitted for each person and emails provided for screening. Individual game credential requests must be made a week prior to each game. Due to limited capacity in the 2020 season, credential requests will be determined on a game-by-game basis and notifications on confirmation or denial provided by Tuesday of game weeks. Credentials will be available for pickup at Raymond James Stadium ONLY on game days at the south plaza will call window (far right).

INTERVIEW POLICIES

Under no circumstances should media members contact USF coaches or student-athletes without prior consent and approval from Associate Director of Athletics Brian Siegrist or Associate Communications Director Dave Albrecht. The same policy applies to the family members of student-athletes. To request interviews outside of regularly-scheduled availabilities, please contact the USF Communications department at least 24 hours in advance. Only head coach Jeff Scott, defensive coordinator Glenn Spencer and offensive coordinator Charlie Weis Jr. are available from the coaching staff to speak with the media during the season. Freshman student-athletes are not available to the media until they have competed in a game for USF.

PLAYER INTERVIEWS

Players will be available twice per week during a normal game week. Those availabilities will occur after practices on Tuesday and during requested one-on-one periods on Thursday. To request a specific player for a one-on-one feature interview, please contact the USF Communications department at least 24 hours in advance.

STAFF INTERVIEWS

Coach Scott will be available two times per week during normal game weeks. Scott is available Tuesday during his weekly press conference (11:30 a.m.) and Thursday during his weekly ZOOM update (11:30 a.m.). He can also be heard on Monday evenings on the USF Football Radio Show on 95.3 WDAE. USF Offensive and defensive coordinators will be available after practice on Wednesdays. No other football coaching staff members are available to speak with the media.

POSTGAME POLICY

The USF locker room is closed at all times. Coach Scott will address the media following his postgame with the team. USF will take interview requests for players at the beginning of the fourth quarter and will provide 5-6 players post-game. On the road, USF will conduct interviews via ZOOM, with Coach Scott and 3-4 players available. All ZOOM links will be provided prior to game time.

COLLEGEPRESSBOX.COM

CollegePressBox.com is a great resource for media covering the Bulls and the AAC. Not only does it have media guides from the entire conference, but it also houses logos, head shots, action shots and much more. For access to the site, email Ted Gangi at webmasteratcollegepressbox.com.

▼ WEEKLY USF FOOTBALL MEDIA SCHEDULE ▼

| MON | TUES | WED | THURS | FRI | SAT | SUN |
|---|--|--|--|--------------------|--|--------------------|
| Radio Show 6-7 p.m. 95.3 WDAE; iHeart Radio (Bulls Unlimited); | Weekly Presser 11:30 AM: HC Jeff Scott & Players | Coordinator Avail: 11:30 AM: Off Coord. Charlie Weis Jr. Def. Coord. Glenn Spencer | Jeff Scott Zoom Update 11:30 AM Player one-on-ones upon request | NO availability | GAME DAY Postgame availability In person on site | NO availability |

BULLS IN THE NFL

USF has 6 former Bulls under contract on 2021 NFL rosters as of Sept. 6.

Player (Pos.) Team (Yrs with Team)

Rodney Adams (WR) _____ Chicago Bears (2021)
D'Ernest Johnson (RB) _____ Browns (2019-21)
Marlon Mack (RB) _____ Colts (2017-21)
Jason Pierre-Paul (DE) _____ Buccaneers (2018-21)
Austin Reiter (OL) _____ Dolphins (2021)
Marquez Valdes-Scantling (WR) _____ Packers (2018-21)
Mitchell Wilcox (TE) _____ Cincinnati Bengals (2020-21)

Free Agents That Were On Rosters in 2020

Mike Love (DE) _____ Bills (2018-21)
Aaron Lynch (LB) _____ Jaguars (2021)
Deadrin Senat (DL) _____ Falcons (2018-21)



USF STUDENTS BRING THE NOISE TO RAY JAY

■ USF boasts one of the largest student sections in the country with 12,501 seats allocated to students and the ability to place as many as 16,000+ in the stadium.

■ USF students occupy the north endzone at Raymond James Stadium just below the Buccaneers pirate ship.

■ The Beef Studs are the most passionate student supporters who regularly occupy the first row and paint their bodies green and gold while donning bull horns.

USF FOOTBALL RADIO SHOW

The USF Football Radio Show airs Monday nights on 95.3 WDAE/620 AM and digitally on iHeart Radio Bulls Unlimited channel and can be watched on Youtube and Facebook (USF Football page). Bulls Head Coach Jeff Scott will join host Jim Loiuk, the Voice of the Bulls, and analyst Sam Barrington. The USF Football Radio Show airs from 6-7 p.m.



2021 SQUAD BREAKDOWN

LETTERMEN RETURNING (53)

OFFENSE (23)

Quarterback (2): Cade Fortin, Katravis Marsh

Running Back (4): Brian Battie, Darrian Felix, Kelley Joiner, Leonard Parker

O-Line (8): Josh Blanchard, Brad Cecil, Dustyn Hall, Demetris Harris, Jarrett Hopple, Demontrey Jacobs, Donovan Jennings, Michael Wiggs

Tight End (2): Mitchell Brinkman, Chris Carter

Wide Receiver (7): Sean Atkins, Logan Berryhill, Sincere Brown, Omarion Dollison, Bryce Miller, Xavier Weaver, Latrell Williams

DEFENSE (26)

End (4): Darien Grant, Tramel Logan, Ryan Thaxton, Jason Vaughn

Tackle (7): Tyrone Barber, Blake Green, Kevin Kegler, Stacy Kirby, Thad Mangum, Kelvin Pinkney, Rashawn Yates

Linebacker (7): Demaurez Bellamy, Dwayne Boyles, Antonio Grier, Mac Harris, Keyon Helton, Andrew Mims, Brian Norris

Defensive Back (8): Isaiah Cromarty, Jayden Curry, Vincent Davis, Daquan Evans, Ben Knox, Mekhi LaPointe, Brock Nichols, Chris Townsel

SPECIAL TEAMS (5)

Placekicker: Jared Sackett, Spencer Shrader

Punter: Kenny Scribner

Long Snapper: Bryce Bernard, Andrew Beardall

LETTERMEN LOST (16)

OFFENSE (11)

Quarterback (2): Noah Johnson, Jordan McCloud

Running Back (2): Johnny Ford, Odunayo Seriki

O-Line (1): Jean Marcellus

Tight End (2): Fred Lloyd, Jacob Mathis

Wide Receiver (4): DeVontres Dukes, Jah'Quez Evans, Terrence Horne, Randall St. Felix

DEFENSE (4)

End (0): -

Tackle (0): -

Linebacker (0): -

Defensive Back (4): Mike Hampton, Nick Roberts, KJ Sails, Bentlee Sanders

SPECIAL TEAMS (1):

Punter: Trent Schneider

LETTERMEN AT A GLANCE

| | | |
|-----------------|---------------|----------|
| OFFENSE: | Returning: 23 | Lost: 11 |
| DEFENSE: | Returning: 26 | Lost: 4 |
| SPECIAL: | Returning: 5 | Lost: 1 |
| TOTAL: | Returning: 53 | Lost: 16 |

STARTERS AT A GLANCE

| | | |
|-----------------|---------------|---------|
| OFFENSE: | Returning: 9 | Lost: 2 |
| DEFENSE: | Returning: 10 | Lost: 3 |
| SPECIAL: | Returning: 1 | Lost: 1 |
| TOTAL: | Returning: 20 | Lost: 6 |

STARTERS RETURNING (20)

(Number of 2019 starts)

OFFENSE (9): RB: Kelley Joiner (7); OL: Josh Blanchard (7), Brad Cecil, C (7), Demetris Harris, LG (6), Donovan Jennings, LT (7), Michael Wiggs, RG (8); WR: Bryce Miller, Slot (9), Latrell Williams (7); TE: Mitchell Brinkman (7)

DEFENSE (7): DL: Blake Green (8), Thad Mangum (8), Rashawn Yates (9); LB: Demaurez Bellamy (5), Dwayne Boyles (6), Antonio Grier (7), Andrew Mims (5); DB: Vincent Davis, CB (6), Mekhi LaPointe, S (6), Chris Townsel, S (5)

SPECIAL TEAMS (1): Spencer Shrader, K (8)

RETURNERS WITH STARTING EXPERIENCE

(Number of career starts)

OFFENSE (7): Chris Carter, TE (1), Omarion Dollison, WR (1), Dustyn Hall, OL (4), Jarrett Hopple, OL (6), Demontrey Jacobs, OT (1), Katravis Marsh, QB (1), Xavier Weaver, WR (2), **DEFENSE (9):** Daquan Evans, DB (1), Darrian Grant, DE (2), Mac Harris, LB (2), Kevin Kegler, DT (16), Kelvin Pinkney, DT (9), Tyrone Barber, DT (1); Brock Nichols, S (1), Brian Norris, LB (1), Jason Vaughn, DE (1)

SPECIAL TEAMS (0): Jarred Sackett, K (4)

STARTERS LOST (6)

OFFENSE (2): Jordan McCloud, QB (7), DeVontres Dukes, WR (6)

DEFENSE (3): Mike Hampton, CB (9); KJ Sails, CB (8), Nick Roberts, S (5)

SPECIAL TEAMS (1): Trent Schneider, P (8)

RETURNING STATISTICAL LEADERS

RUSHING: Kelley Joiner:

78 carries, 368 yards, 1 TD

Brian Battie:

46 carries, 332 yards, 1 TD

PASSING: Katravis Marsh

92 yds, 0 TD, 3 INT, 14-31 (45.2%)

RECEIVING: Bryce Miller:

33 rec., 327 yds, 3 TD, 9.9 ypc

Latrell Williams:

22 rec., 260 yds, 0 TD, 11.8 ypc

Omarion Dollison

21 rec., 272 yards, 1 TD, 13.0 ypc

SCORING: Jared Sackett:

25 points, 5-7 FG, 10-10 PAT

TACKLES:

Antonio Grier (LB): 59

Dwayne Boyles (LB): 44

Andrew Mims (LB): 38

Thad Mangum (DT): 37

Vincent Davis (DB): 34

Mekhi LaPointe (DB): 33

TFL: Antonio Grier (LB): 5.5

Dwayne Boyles (LB): 5.0

SACKS: Antonio Grier (LB): 3.0

Four with: 1.0

INTERCEPTIONS: Daquan Evans (DB): 3

Mekhi LaPointe (DB): 2

PASSES DEFENDED: Demaurez Bellamy (LB): 3

OFFENSIVE PLAYERS TO WATCH

QB
9



TIMMY MCCLAIN • 6-1 • 196 • FR

- Ranks 9th nationally with 14.52 yards per completion
- Made and won his first career start vs. FAMU (9/18)
- Led scoring drives of 94, 75, 69, 62 & 54 yards at No. 15 BYU (9/25)
- With teammate Jimmy Horn, led Seminole HS to 8A Florida State title - threw for 6,351 yards & 68 TD with just 11 INT on his high school career
- Goes by "Q" from his middle name Jahqueal.


WR
10



XAVIER WEAVER • 6-1 • 178 • SO

- Has led USF in receiving in five of first six games
- Had a 55-yard punt return for a TD called back for roughing the kicker vs. Tulsa.
- Had career-best 5 catches for 77 yards vs. Florida A&M
- Has catches of 44, 44, 31, 29, 26 & 24 yards on the year.

WR
5



JIMMY HORN JR. • 5-9 • 170 • FR

- Posted first career 100-yard game at SMU (5 for 102 yards, 55 yards after catch)
- Third on the team with 9 receptions for 124 yards (13.8 ypc)
- High school teammate of Timmy McClain, helping lead Seminole HS to Class 8A state title.
- Four medals at 2021 Class 8A State Track and Field Championships...state champion 4X100-meter relay (time of 41.12 ranked among the top 10 nationally)...won long jump (23-0.75), fourth in 100 meters (10.81) & triple jump (46-4.25).

RB
0



JAREN MANGHAM • 6-2 • 221 • JR

- Ranks 2nd in the nation with 10 rushing TD on the year, needs 8 for USF record.
- Set a USF record with at least two rushing TD in four straight games: 2 vs. Florida, 3 vs. Florida A&M, 2 at BYU & 2 at SMU. Now has at least 1 TD in 5 straight games.
- Loves to cook Creole style learned from his grandmother Dianne Stewart, a New Orleans native who passed away from cancer on Sept. 4, 2020

RB
21
BAY AREA
NATIVE



BRIAN BATTIE • 5-8 • 190 • JR

- 100-yard kickoff return for a TD vs. Tulsa
- Ranks 7th in the nation averaging 31.4 yards per kickoff return.
- Has two career 100-yard games - posting a career-best 110 vs. Florida A&M this season and 102 vs. UCF in 2020
- Hails from Sarasota, Fla. - also the hometown of USF all-time great and current Indianapolis Colt Marlon Mack
- Has led USF in rushing four times on his career.

THE BULLS' OFFENSE

QUARTERBACKS

Cade Fortin (6-3, 222), a North Carolina transfer who played sparingly in just two 2020 games due to injury, was the leader coming out of spring drills and passed for 224 yards and two touchdowns in the spring game. Jeff Scott named Fortin the Game 1 starter after three weeks of fall camp. Fortin sat out the 2019 season as he looked to transfer from North Carolina following the departure of head coach Larry Fedora. Fortin had played his 2018 freshman season at North Carolina, appearing in four games and starting two (narrowly losing against Virginia Tech and N.C. State - where he passed for 276 yards). Freshman **Katravis Marsh** (6-5, 226), who started at Cincinnati and played in four games last year, probably has the strongest arm on the team and throws a beautiful deep ball.

RUNNING BACKS

Returners **Kelley Joiner** (368 yards in 2020) and **Brian Battie** (332 yards) entered 2021 with the most experience, with Joiner running for 116 yards and Battie 102 vs. UCF last year. Oregon transfer **Darrian Felix**, who played in just three games and logged 10 carries in 2020 at USF due to injury, combines physical running between the tackles with break-away speed and added six pounds to his bring his frame to 190.

RECEIVERS

2020 leading receiver **Bryce Miller** (33 catches, 327 yards, three touchdowns) returns, as does **Latrell Williams** (22 catches, 260 yards) (out for the 2021 season with ACL suffered vs. FAMU) and **Omarion Dollison** (21 catches, 272 yards), who all ranked among the Bulls' top four receivers last year. The Bulls upgraded the position with depth (16 receivers on the roster) and size, including transfers **6-1 Demarcus Gregory** (Ole Miss) and **6-3 Yusuf Terry** (Baylor). Keep an eye on freshman speedster **Jimmy Horn Jr.**, who was 4th in the state 100 meters (10.8). The highly coveted recruit was Timmy McClain's high school teammate at 8A state champion Seminole HS. Former walk-on **Sean Atkins** (5-10) was impressive enough in both spring and fall practices to earn a scholarship weeks before the start of the 2021 season.

TIGHT ENDS

Mitchell Brinkman (6-4, 256) returns as the incumbent starter after the Northern Illinois transfer posted 15 catches for 161 yards in 2020 at USF. **Chris Carter** (6-4, 238) gives the Bulls a strong blocking presence and freshman **Gunnar Greenwald** (6-4, 238) is skilled and athletic and both will push for playing time.

OFFENSIVE LINE

The Bulls return five starters from 2020, including center **Brad Cecil** (6-4, 302), left guard **Demetris Harris** (6-3, 309), right guard **Michael Wiggs** (6-3, 306), left tackle **Donovan Jennings** (6-5, 327 - shedding 15 pounds in the off season) and right tackle **Joshua Blanchard** (6-3, 301) — representing 123 career games played and 95 starts. Grambling transfer **Demon-trey Jacobs** (6-6, 305) brings great length and athleticism and, after seeing significant time at USF last year, has taken the starting job at right tackle. Cecil, Harris, Wiggs and Jennings have played three seasons side-by-side. Guard **Dustyn Hall** entered the starting line-up at BYU.



SPECIAL TEAMS

P
36



ANDREW STOKES • 6-5 • 228 • FR

- A 27-year old from Perth, Australia
- Punted in the first ever football game he saw in person in the Bulls 2021 season-opener at NC State - averaged 45.1 ypp on eight attempts with a 66-yard long
- Comes from ProKick in Australia, the same program that sent punter Trent Schneider to USF. Schneider graduated last year holding nearly every USF punting record.
- Played Australian rules football for seven seasons, playing for the Railways in the Great Northern Football League before getting picked up by East Fremantle of the WA Football League.
- Moved across the Australian continent from Perth in the west to Melbourne to train for a year at ProKick with former Indiana punter Tyson Beattie (2003-06).
- Was working as a warehouse worker prior to pursuing his punting career.

DEFENSIVE PLAYERS TO WATCH

LB
5



ANTONIO GRIER JR. • 6-1 • 213 • JR

- Returned an interception 69 yards for a TD vs. Tulsa (10.16)
- Third on the team with 38 stops; has one sack and a team-high 3 QB hurries
- Named 2021 Preseason All-Conference 1st Team by Phil Steele.
- 2020 2nd Team All-AAC selection
- Led USF in tackles (59), TFL (5.5) and sacks (3.0) - 8 games/missed one


LB
11



DWAYNE BOYLES JR. • 6-3 • 228 • JR

- Has interceptions in back-to-back games at SMU and vs. Tulsa
- Tied for the team lead with 2.5 TFL & third with 38 tackles
- Played in just 6 games in 2020. Missed Notre Dame, Cincinnati and ECU games.
- Named 2021 Preseason All-Conference 2nd Team by Phil Steele.
- 2019: Led USF in tackles (75), solo tackles (48) and tackles for loss (12.5).
- Has three career games with double-digit tackles, including 10 at SMU (10.2.21)

CB
0



DAQUAN EVANS • 5-11 • 188 • SO

- Led team with 8 tackles at BYU & third on team with 38 on the year.
- Led team with 3 interceptions in 2020 - came in 3-straight games - returns of 56, 31 & 51 (TD) yards = 138, second all-time season at USF.
- Had a 51-yard pick-six at Memphis in 2020
- Nickname is "Day Day"

S
1



MATTHEW HILL • 6-1 • 186 • SO

- Tied for team lead with 39 tackles on the year
- Led team with 11 stops at SMU (10.2.21)
- Had an interception and 27-yard return at NC State
- Transfer to USF from Auburn
- Started as a wide receiver at Auburn - recorded eight receptions as a sophomore (2019) before converting to safety in 2020

S
3



VINCENT DAVIS • 5-11 • 190 • JR

- Led the team with 13 tackles & 2.0 TFL vs. Tulsa (10.16)
- Tied for the team lead with 39 tackles, posting 21 in the last two games.
- Has led the team in tackles twice on the year (13 vs. Tulsa, 8 vs. Florida)
- Goes by the nickname "Smoke"

THE BULLS' DEFENSE

DEFENSIVE TACKLE

Seniors **Thad Mangum** (6-2, 275) (37 tackles, 4 TFL) and **Blake Green** (6-1, 276) established their interior presence last year, posting 37 tackles and 4 TFL and 21 tackles and 1.5 TFL, respectively. Both transferred into the program - Mangum in 2020 from Wofford and Green in 2019 from NW Missouri State. **Kelvin Pinkney** (6-3, 310), has 58 career tackles and returns for his fifth season with the Bulls with 41 games under his belt. Senior **Kevin Kegler** (6-2, 303), has 61 career tackles and returns after an injury plagued 2020 season in which he saw limited action.

DEFENSIVE END

The Bulls are looking for a potent edge rusher after posting just seven sacks in nine games last year, four of those coming from linebackers. Many possibilities exist, including returning veterans **Rashawn Yates** (6-3, 280), **Darien Grant** (6-4, 263) and **Tyrone Barber** (6-3, 257) who have all lined up at multiple positions along the D-line. With 41 career tackles and 8.5 TFL entering his fourth season, Yates has been the most productive. Tennessee transfer **Ryan Thaxton** (6-4, 230) had a strong spring and will be joined by young Bulls **Jason Vaughn** (6-5, 252) and **Tramel Logan** (6-2, 232) who had strong moments during the spring and fall and will vie for opportunities.

LINEBACKER

Andrew Mims (6-1, 222) is a former walk-on who was fourth on the team with 38 tackles last year and has proven to be a reliable player, including 11 tackles, 2.0 TFL and a sack vs. UCF last year. Freshman **Mac Harris** (6-0, 230) added 15 pounds from last year when he showed flashes in his freshman campaign, including eight tackles at Cincinnati. Veterans **Brian Norris Jr.** (6-2, 225) and **Keyon Helton** (6-0, 221) will vie for playing time after position changes during their careers - Norris a former running back and Helton a safety. Freshman **Demaurez Bellamy** (5-10, 228) had six tackles vs. ECU last year and true freshman **Davon Hicks** (6-0, 218) and **CJ Ross** (5-11, 221) looked capable as early enrollees during spring drills.

CORNERBACKS

The Bulls upgraded the unit's size with transfers **TJ Robinson** (6-3, 185, Rutgers) and **Christian Williams** (6-1, 195, Miami), both of which showed strong cover skills in spring and fall drills. At 6-3, Robinson ranks among the Bulls' fastest players. Big-play cornerback **Daquan Evans** (5-11, 188), the team's leader in interceptions (3) last year, enters his third season and is a potential all-conference performer after also logging 28 tackles last year.

SAFETIES

Returning juniors **Vincent "Smoke" Davis** (5-11, 190) and **Mekhi LaPointe** (6-2, 197) bring leadership and significant USF experience. They posted 34 tackles and 33 tackles, respectively, in 2020. Transfers **Will Jones II** (5-9, 182, Kansas State) and **Matthew Hill** (6-1, 186, Auburn) looked like very strong additions as early enrollees during spring drills. Jones is among the Bulls' fastest players and showed great closing ability on the ball, but suffered a torn ACL prior to Game 1. Returners **Chris Townsel** (6-2, 190), **Brock Nichols** (6-0, 197) and **Jayden Curry** (5-11, 195) all played in eight or more games last season, with Townsel logging 32 tackles, 2.5 TFL and an interception.



SPECIAL TEAMS

K
32



SPENCER SHRADER • 6-2 • 186 • SO

- 7-of-7 on FG on the year, tying a career-long with a 49-yarder vs. FAMU and a 44-yarder vs. Tulsa.
- Has made 15 of 22 career field goals (68%) with a long of 49 yards hit twice.
- Set a USF RECORD in 2020 with FOUR 40-yard-plus field goals in a game at Memphis (49, 47, 46, 41)
- Named AAC Special Teams Player of the Week (Nov. 9, 2020)
- One of the faster Bulls, he scored on a fake punt, running for a 22-yard touchdown at UConn in 2019.
- Walk-on with a big leg. Handles all kickoffs. Hit a 52-yard field goal in a HS game and has hit from 65 yards out in practice.
- 12 of 15 on FG in only high school season.
- Home schooled soccer player, went to Brazil to attempt to play professionally.
- Sister, Sophie, is a midfielder on the University of Tampa's women's soccer team.

NUMERICAL

| No. | Name |
|-----|-------------------------|
| 0 | Daquan Evans, DB |
| 0 | Jaren Mangham, RB |
| 1 | Matthew Hill, S |
| 1 | Jarren Williams, QB |
| 2 | Darrian Felix, RB |
| 2 | TJ Robinson, CB |
| 3 | Vincent Davis, DB |
| 3 | Kelley Joiner, Jr., RB |
| 4 | Omarion Dollison, WR |
| 4 | Christian Williams, CB |
| 5 | Anontonio Grier, LB |
| 5 | Jimmy Horn, Jr., WR |
| 6 | Cade Fortin, QB |
| 6 | Gabe Nealy, CB |
| 7 | Sincere Brown, WR |
| 7 | Will Jones II |
| 8 | Christopher Townsel, DB |
| 8 | Latrell Williams, WR |
| 9 | Davon Hicks, LB |
| 9 | Timmy McClain, QB |
| 10 | Kevin Kegler, DT |
| 10 | Xavier Weaver, WR |
| 11 | Dwayne Boyles, LB |
| 11 | Yusuf Terry, WR |
| 12 | Ben Knox, DB |
| 12 | Katravis Marsh, QB |
| 13 | Tramel Logan, DE |
| 13 | Nickolas Tshivuadi, WR |
| 14 | AJ Hamilton, DB |
| 14 | Ridge Jacobs, QB |
| 15 | Jayden Curry, DB |
| 15 | Gunnar Greenwald, TE |
| 16 | Ryan Bolduc, QB |
| 16 | Brock Nichols, DB |
| 17 | Blake Green, DT |
| 18 | Demarcus Gregory, WR |
| 18 | Jordan Smith, S |
| 19 | Jalen Herring, CB |
| 19 | Bryce Miller, WR |
| 20 | Demaurez Bellamy, LB |
| 21 | Brian Battie, RB |
| 21 | Jaelen Stokes, S |
| 22 | Mekhi LaPointe, DB |
| 22 | K'wan Powell, RB |
| 23 | Thad Mangum, DT |
| 23 | Holden Willis, WR |
| 24 | Mac Harris, DB |
| 25 | Lewai Mitchell, S |
| 25 | Kenny Scribner, P |
| 26 | Keyon Helton, LB |
| 26 | Yasias Young, RB |
| 27 | Jordan Blackmon, S |
| 27 | Leonard Parker, RB |
| 28 | Jarred Sackett, K |
| 28 | Dequan Stanley, CB |
| 29 | Brian Norris Jr., LB |
| 30 | Isaiah Cromarty, S |
| 31 | Daylan Felton, RB |
| 32 | CJ Ross, LB |
| 32 | Spencer Shrader, K |
| 33 | Timarcus Simpson, CB |

2021 USF FOOTBALL ALPHABETICAL ROSTER

| No. | Name | Pos. | Ht. | Wt. | Class/Elig. | Hometown (Previous Schools) |
|-----|-------------------|------|------|-----|-------------|---|
| 86 | Flaubert Akepeu | TE | 6-5 | 254 | So./Fr. | Valrico, Fla. (Grace Christian HS) |
| 54 | Amer Amer | LB | 6-1 | 226 | Fr./Fr. | Winter Garden, Fla. (Windermere HS) |
| 38 | Sean Atkins | WR | 5-10 | 175 | So./Fr. | Viera, Fla. (Viera HS) |
| 93 | Tyrone Barber | DE | 6-3 | 257 | Jr./Jr. | Venice, Fla. (Venice HS) |
| 21 | Brian Battie | RB | 5-8 | 165 | Fr./Fr. | Sarasota, Fla. (Sarasota HS) |
| 48 | Andrew Beardall | LS | 6-0 | 210 | Jr./So. | Merritt Island, Fla. (Merritt Island HS) |
| 20 | Demaurez Bellamy | LB | 5-10 | 228 | So./So. | Deland, Fla. (Deland HS) |
| 50 | Bryce Bernard | LS | 6-2 | 211 | Fr./Fr. | Neptune Beach, Fla. (Fletcher HS) |
| 83 | Logan Berryhill | WR | 6-4 | 182 | So./Fr. | Kingsland, Ga. (Camden County HS) |
| 72 | Cole Best | OL | 6-4 | 301 | Fr./Fr. | Winter Park, Fla. (Trinity Prep) |
| 68 | Remy Bikowski | OL | 6-4 | 302 | So./So. | Woodstock, Ontario, Canada (St. Mary's HS/Fork Union Acad./Temple) |
| 27 | Jordan Blackmon | S | 5-10 | 150 | Fr./Fr. | Melbourne, Fla. (Eau Gallie HS) |
| 57 | Joshua Blanchard | OL | 6-3 | 301 | So./Fr. | Miami, Fla. (Norland HS) |
| 11 | Dwayne Boyles Jr. | LB | 6-3 | 228 | Jr./Jr. | Miami, Fla. (Miami Central HS) |
| 89 | Mitchell Brinkman | TE | 6-4 | 256 | Gr./Sr. | Council Bluffs, Iowa (Lewis Central HS/Northern Illinois) |
| 7 | Sincere Brown | WR | 6-5 | 177 | Fr./Fr. | Charleston, S.C. (First Baptist School) |
| 16 | Ryan Bolduc | QB | 6-1 | 197 | Fr./Fr. | Sarasota, Fla. (Cardinal Mooney HS) |
| 47 | Le'Vontae Camiel | DE | 6-1 | 235 | Fr./Fr. | Lake City, Fla. (Columbia HS) |
| 39 | John Cannon | K | 5-9 | 166 | Fr./Fr. | Fort Lauderdale, Fla. (University HS) |
| 88 | Chris Carter | TE | 6-4 | 238 | Jr./So. | Homestead, Fla. (South Dade HS) |
| 74 | Brad Cecil | OL | 6-4 | 302 | Jr./Jr. | Jacksonville, Fla. (Bartram Trail HS) |
| 38 | Randal Copeland | LB | 6-0 | 212 | Jr./So. | Havana, Fla. (Gadsden County HS) |
| 53 | Drew Cornelius | OL | 6-5 | 287 | Fr./Fr. | Franklin, Ga. (Heard County HS) |
| 30 | Isaiah Cromarty | S | 6-1 | 180 | Sr./Jr. | Aluchua, Fla. (Santa Fe HS/Webber International) |
| 82 | Michael Cucci | WR | 6-4 | 170 | Fr./Fr. | Bradenton, Fla. (Lakewood Ranch HS) |
| 15 | Jayden Curry | S | 5-11 | 195 | So./Fr. | Virginia Beach, Va. (IMG Academy) |
| 3 | Vincent Davis | DB | 5-11 | 190 | Jr./Jr. | Jacksonville, Fla. (Robert E. Lee HS) |
| 4 | Omarion Dollison | WR | 5-9 | 183 | Fr./Fr. | Columbia, S.C./Gray Collegiate Academy |
| 0 | Daquan Evans | CB | 5-11 | 188 | So./So. | Orlando, Fla. (Jones HS) |
| 2 | Darrian Felix | RB | 5-11 | 190 | Jr./Jr. | Fort Myers, Fla. (Fort Myers HS/Oregon) |
| 31 | Daylan Felton | RB | 5-8 | 175 | Fr./Fr. | Durham, N.C. (North Durham HS) |
| 6 | Cade Fortin | QB | 6-3 | 221 | Gr./So. | Suwanee, Ga. (North Gwinnett HS/North Carolina) |
| 97 | Will Fowler | K | 6-1 | 200 | Fr./Fr. | Spartanburg, S.C. (Spartanburg HS) |
| 45 | Darrien Grant | DE | 6-4 | 263 | Gr./Jr. | Bradenton, Fla. (Southeast HS) |
| 17 | Blake Green | DT | 6-1 | 276 | Gr./Sr. | Bradenton, Fla. (Bradenton Southeast HS/NW Missouri St.) |
| 34 | Joshua Green | CB | 5-10 | 190 | Jr./Jr. | Palm Harbor, Fla. (East Lake HS/ Univ. of Pikeville) |
| 71 | Uriah Greene | OL | 6-3 | 285 | Fr./Fr. | Charlotte, N.C. (Mallard Creek HS) |
| 15 | Gunnar Greenwald | TE | 6-4 | 238 | Fr./Fr. | Satellite Beach, Fla. (Satellite HS) |
| 18 | Demarcus Gregory | WR | 6-1 | 217 | Sr./Jr. | Duncan, S.C. (Byrnes HS/Ole Miss) |
| 56 | Mack Gresham | LS | 5-10 | 192 | Fr./Fr. | Mt. Pleasant, S.C. (Wando HS) |
| 5 | Antonio Grier Jr. | LB | 6-1 | 213 | Jr./Jr. | Atlanta, Ga. (Mays HS) |
| 79 | Dustyn Hall | OL | 6-3 | 305 | So./Fr. | Punta Gorda, Fla. (Charlotte HS) |
| 14 | AJ Hamilton | CB | 5-10 | 183 | Fr./Fr. | Dunnellon, Fla. (Dunnellon HS) |
| 41 | Mychael Hamilton | RB | 6-1 | 190 | Jr./Jr. | New Port Richey, Fla. (JW Mitchell HS/Ellsworth CC/SW Oklahoma St.) |
| 64 | Demetris Harris | OL | 6-3 | 309 | Gr./Jr. | Jacksonville, Fla. (Robert E. Lee HS) |
| 24 | Mac Harris | LB | 6-0 | 230 | Fr./Fr. | The Villages, Fla. (The Villages Charter School) |
| 85 | Christian Helms | WR | 6-2 | 195 | So./Fr. | Seffner, Fla. (Seffner Christian HS) |
| 26 | Keyon Helton | LB | 6-0 | 221 | Jr./So. | Pensacola, Fla. (West Florida HS) |
| 19 | Jalen Herring | CB | 5-11 | 172 | Fr./Fr. | Tallahassee, Fla. (Lawton Chiles HS) |
| 9 | Davon Hicks | LB | 6-0 | 218 | Fr./Fr. | Vero Beach, Fla. (Vero Beach HS) |
| 1 | Matthew Hill | S | 6-1 | 186 | So./So. | Lawrenceville, Ga. (Brookwood HS/Auburn) |
| 76 | Jarrett Hopple | OL | 6-7 | 320 | Gr./Sr. | Suffolk, Va. (Nansemond River HS/Virginia Tech) |
| 5 | Jimmy Horn Jr. | WR | 5-9 | 170 | Fr./Fr. | Sanford, Fla. (Seminole HS) |
| 67 | Demontrey Jacobs | OL | 6-6 | 305 | Sr./Jr. | Gonzales, La. (East Ascension HS/Grambling) |
| 14 | Ridge Jacobs | QB | 6-1 | 190 | Fr./Fr. | Jacksonville, Fla. (Atlantic Coast HS) |
| 73 | Donovan Jennings | OL | 6-5 | 327 | Jr./Jr. | Tampa, Fla. (Gaither HS) |
| 58 | Reggie Johnson II | LB | 6-0 | 212 | Fr./Fr. | Tampa, Fla. (Carrollwood Day HS) |
| 3 | Kelley Joiner Jr. | RB | 5-9 | 186 | So./So. | Clermont, Fla. (South Lake HS) |
| 7 | Will Jones II | S | 5-9 | 182 | So./Fr. | Mansfield, Texas (Summit HS/Kansas State) |
| 10 | Kevin Kegler | DT | 6-2 | 303 | Gr./Sr. | Madison, Fla. (Madison County HS) |
| 75 | Andrew Kilfoyl | OL | 6-5 | 315 | Fr./Fr. | Tampa, Fla. (Gaither HS) |

2021 USF FOOTBALL ALPHABETICAL ROSTER

| | | | | | |
|--------------------------|----|------|-----|---------|--|
| 12 Ben Knox | CB | 6-2 | 192 | Fr./Fr. | DeLand, Fla. (DeLand HS) |
| 61 Gannon Lanning | OL | 6-7 | 303 | Fr./Fr. | Spring Hill, Fla. (Springstead HS) |
| 22 Mekhi LaPointe | S | 6-2 | 197 | Sr./Jr. | Seffner, Fla. (Armwood HS) |
| 13 Tramel Logan | DE | 6-2 | 232 | Fr./Fr. | Miami, Fla. (Booker T. Washington HS) |
| 60 Patrick Manconi | OL | 6-3 | 302 | Fr./Fr. | Tampa, Fla. (Middleton HS) |
| 0 Jaren Mangham | RB | 6-2 | 221 | Jr./Jr. | Detroit, Mich. (Cass Tech HS/Colorado) |
| 23 Thad Mangum | DT | 6-2 | 275 | Gr./Sr. | Piedmont, S.C. (Christ Church HS/Wofford Univ.) |
| 12 Katravis Marsh | QB | 6-5 | 226 | Fr./Fr. | Hialeah, Fla. (Miami Central HS) |
| 9 Timmy McClain | QB | 6-1 | 196 | Fr./Fr. | Sanford, Fla. (Seminole HS) |
| 62 Matthew McDuffie | OL | 6-5 | 318 | Fr./Fr. | Glen Saint Mary, Fla. (Baker County HS) |
| 19 Bryce Miller | WR | 5-10 | 181 | Gr./Jr. | St. Petersburg, Fla. (East Lake HS/Southeastern Univ.) |
| 59 Andrew Mims | LB | 6-1 | 222 | Gr./Jr. | St. Johns, Fla. (Bartram Trail HS) |
| 25 Lewai Mitchell | S | 6-1 | 191 | Fr./Fr. | Maitland, Fla. (Orangewood Christian HS) |
| 44 Thomas Nance | TE | 6-3 | 257 | So./Fr. | Eagle Lake, Fla. (Lake Region HS) |
| 6 Gabe Nealy | CB | 6-4 | 187 | Fr./Fr. | Miami, Fla. (Gulliver Prep HS) |
| 16 Brock Nichols | S | 6-0 | 197 | Gr./Sr. | Naples, Fla. (Barron Collier HS/Delaware State) |
| 29 Brian Norris Jr. | LB | 6-2 | 225 | Jr./So. | Chiefland, Fla. (Chiefland HS) |
| 27 Leonard Parker | RB | 5-11 | 235 | So./Fr. | Tampa, Fla. (Plant HS) |
| 63 Brock Parry | OL | 6-3 | 297 | So./Fr. | Coral Springs, Fla. (Travella HS) |
| 96 Kelvin Pinkney | DT | 6-3 | 310 | Gr./Sr. | Sarasota, Fla. (Booker HS) |
| 22 K'wan Powell | RB | 5-9 | 205 | Fr./Fr. | Vernon, Fla. (Vernon HS) |
| 80 Bailey Purcell | WR | 5-11 | 177 | Fr./Fr. | Seminole, Fla. (Seminole HS) |
| 77 Cesar Reyes | OL | 6-5 | 314 | Fr./Fr. | Tampa, Fla. (Chamberlain HS) |
| 81 Garret Reynolds | WR | 6-1 | 186 | Fr./Fr. | Lake Wales, Fla. (Lake Wales HS) |
| 46 Dylan Ridolph | LB | 6-0 | 225 | Fr./Fr. | Wesley Chapel, Fla. (Wiregrass Ranch HS) |
| 2 TJ Robinson | CB | 6-3 | 198 | So./Fr. | Riverview, Fla. (Riverview HS/Rutgers) |
| 32 CJ Ross | LB | 5-11 | 211 | Fr./Fr. | Jacksonville, Fla. (Trinity Christian HS) |
| 28 Jared Sackett | K | 6-1 | 185 | Sr./Jr. | Fort Worth, Texas (Timber Creek HS/UTSA/Arkansas) |
| 70 Sebastian Sainterling | OL | 6-2 | 362 | Jr./So. | Hollywood, Fla. (Chaminade-Madonna HS) |
| 25 Kenny Scribner | P | 5-11 | 222 | So./Fr. | Punta Gorda, Fla. (Charlotte HS) |
| 37 Malcolm Seaborn | WR | 6-0 | 180 | Fr./Fr. | Jacksonville, Fla. (Atlantic Coast HS) |
| 98 De'Juan Sease | DT | 6-2 | 290 | Jr./Jr. | Bamberg, S.C. (Bamberg-Ehrhardt HS/Allen University) |
| 32 Spencer Shrader | K | 6-2 | 186 | So./So. | Lithia, Fla. (Newsome HS) |
| 33 Timarcus Simpson | CB | 5-11 | 190 | Jr./Jr. | Tampa, Fla. (Sickles HS/Eastern Michigan) |
| 55 Colby Smith | DT | 6-3 | 269 | Fr./Fr. | Neptune Beach, Fla. (Fletcher HS) |
| 18 Jordan Smith | S | 6-1 | 180 | Fr./Fr. | Lake City, Fla. (Columbia HS) |
| 28 Dequan Stanley | CB | 5-10 | 173 | Fr./Fr. | St. Augustine, Fla. (St. Augustine HS) |
| 42 Jamari Stewart | DE | 6-4 | 220 | So./Fr. | Port St. Lucie, Fla. (Centennial HS/Mississippi State) |
| 36 Andrew Stokes | P | 6-5 | 228 | Fr./Fr. | Perth, Australia (ProKick) |
| 21 Jaelen Stokes | S | 6-1 | 190 | Fr./Fr. | Auburndale, Fla. (Auburndale HS) |
| 94 Keeon Terrell | DE | 6-3 | 240 | Fr./Fr. | Fort Myers, Fla. (Fort Myers HS) |
| 11 Yusuf Terry | WR | 6-3 | 191 | Jr./So. | Philadelphia, Pa. (Imhotep Charter HS/Baylor) |
| 99 Ryan Thaxton | DE | 6-4 | 230 | Sr./Jr. | Alexandria, Va. (St. Stephen's & St. Agnes HS/Fort Scott CC/Tennessee) |
| 8 Christopher Townsel | S | 6-2 | 190 | Fr./Fr. | Deerfield Beach, Fla. (Dearfield Beach HS) |
| 13 Nickolas Tshivuadi | WR | 6-4 | 185 | Fr./Fr. | Clearwater, Fla. (Clearwater Academy International) |
| 43 La'Javier Turner | S | 5-11 | 203 | Fr./Fr. | Havana, Fla. (Gadsden County HS) |
| 78 Alec Valet | OL | 6-3 | 265 | So./Fr. | Titusville, Fla. (Astronaut HS/Jacksonville Univ.) |
| 40 Jason Vaughn | DE | 6-5 | 252 | So./So. | Miami, Fla. (Advance Prep Acad.) |
| 10 Xavier Weaver | WR | 6-1 | 178 | So./So. | Orlando, Fla. (Orlando Christian Prep) |
| 52 Michael Wiggs | OL | 6-3 | 306 | Sr./Sr. | Lakeland, Fla. (Lake Gibson HS) |
| 4 Christian Williams | CB | 6-1 | 195 | So./So. | Daphne, Ala. (Daphne HS/Miami) |
| 1 Jarren Williams | QB | 6-3 | 210 | Jr./So. | Lawrenceville, Ga. (Central Gwinnett HS/Miami/Garden City CC) |
| 8 Latrell Williams | WR | 5-11 | 185 | Gr./Jr. | Lake City, Fla. (Columbia HS/Independence CC/Tennessee) |
| 23 Holden Willis | WR | 6-4 | 201 | Fr./Fr. | Greenback, Tenn. (Greenback School) |
| 91 Rashawn Yates | DE | 6-3 | 280 | Jr./Jr. | Port St. Lucie, Fla. (Treasure Coast HS) |
| 26 Yasias Young | RB | 5-9 | 185 | Fr./Fr. | Fort Myers, Fla. (Fort Myers HS) |

NUMERICAL

| |
|------------------------------|
| 34 Joshua Green, DB |
| 36 Andrew Stokes, P |
| 37 Malcolm Seaborn, WR |
| 38 Sean Atkins, WR |
| 38 Randal Copeland, LB |
| 39 John Cannon, K |
| 40 Jason Vaughn, DE |
| 41 Mychael Hamilton, RB |
| 42 Jamari Stewart, DE |
| 43 La'Javier Turner, DB |
| 44 Thomas Nance, TE |
| 45 Darrien Grant, DE |
| 46 Dylan Ridolph, LB |
| 47 Le'Vontae Camiel, DE |
| 48 Andrew Beardall, LS |
| 50 Bryce Bernard, LS |
| 52 Michael Wiggs, OL |
| 53 Drew Cornelius, OL |
| 54 Amer Amer, LB |
| 55 Colby Smith, DT |
| 56 Mack Gresham, LS |
| 57 Joshua Blanchard, OL |
| 58 Reggie Johnson II, LB |
| 59 Andrew Mims, LB |
| 60 Patrick Manconi, OL |
| 61 Gannon Lanning, OL |
| 62 Matthew McDuffie, OL |
| 63 Brock Parry, OL |
| 64 Demetris Harris, OL |
| 67 Demontrey Jacobs, OL |
| 68 Remy Bikowski, OL |
| 70 Sebastian Sainterling, OL |
| 71 Uriah Greene, OL |
| 72 Cole Best, OL |
| 73 Donovan Jennings, OL |
| 74 Brad Cecil, OL |
| 75 Andrew Kilfoyl, OL |
| 76 Jarrett Hopple, OL |
| 77 Cesar Reyes, OL |
| 78 Alec Valet, OL |
| 79 Dustyn Hall, OL |
| 80 Bailey Purcell, WR |
| 81 Garret Reynolds, WR |
| 82 Michael Cucci, WR |
| 83 Logan Berryhill, WR |
| 85 Christian Helms, WR |
| 86 Flaubert Akepeu, TE |
| 88 Chris Carter, TE |
| 89 Mitchell Brinkman, TE |
| 91 Rashawn Yates, DL |
| 93 Tyrone Barber, DL |
| 94 Keeon Terrell, DE |
| 96 Kelvin Pinkney, DL |
| 97 Will Fowler, K |
| 98 De'Juan Sease, DT |
| 99 Ryan Thaxton, DE |

USF FOOTBALL DEPTH CHART

(Game 7)

OFFENSE

| POS | # | Name | Ht. | Wt. | Cl. |
|-------------|----|------------------------|------|-----|-----|
| WR | 10 | Xavier Weaver | 6-1 | 178 | So. |
| | 18 | Demarcus Gregory (TR) | 6-1 | 217 | Jr. |
| TE | 89 | Mitchell Brinkman (TR) | 6-4 | 256 | Gr. |
| | 88 | Chris Carter | 6-4 | 238 | So. |
| RT | 67 | Demontrey Jacobs (TR) | 6-6 | 305 | Jr. |
| | 77 | Cesar Reyes (BA) | 6-5 | 314 | Fr. |
| RG | 79 | Dustyn Hall | 6-3 | 305 | Fr. |
| | 52 | Michael Wiggs (BA) | 6-3 | 306 | Sr. |
| C | 74 | Brad Cecil | 6-4 | 302 | Jr. |
| | 70 | Sebastian Sainterling | 6-2 | 362 | So. |
| LG | 64 | Demetris Harris | 6-3 | 309 | Jr. |
| | 76 | Jarrett Hopple (TR) | 6-7 | 320 | Gr. |
| LT | 73 | Donovan Jennings (BA) | 6-5 | 327 | Jr. |
| | 57 | Joshua Blanchard | 6-3 | 301 | Fr. |
| QB | 9 | Timmy McClain | 6-1 | 196 | Fr. |
| | 6 | Cade Fortin (TR) | 6-3 | 221 | So. |
| | 12 | Katravis Marsh | 6-5 | 226 | Fr. |
| | 1 | Jarren Williams | 6-3 | 210 | So. |
| HB | 0 | Jaren Mangham (TR) | 6-2 | 221 | Jr. |
| | 21 | Brian Battie (BA) | 5-8 | 165 | Fr. |
| | 2 | Darrian Felix (TR) | 5-11 | 190 | Jr. |
| | 3 | Kelley Joiner Jr. | 5-9 | 186 | So. |
| SLOT | 38 | Sean Atkins | 5-10 | 175 | Fr. |
| | 19 | Bryce Miller (BA) (TR) | 5-10 | 181 | Gr. |
| | 5 | Jimmy Horn Jr. | 5-9 | 170 | Fr. |
| WR | 4 | Omarion Dollison | 5-9 | 183 | Fr. |
| | 11 | Yusuf Terry (TR) | 6-3 | 191 | So. |

SPECIALISTS

| POS | # | Name | Ht. | Wt. | Cl. |
|-----------|----|-------------------------------|------|-----|-----|
| P | 36 | Andrew Stokes | 6-5 | 228 | Fr. |
| | 25 | Kenny Scribner | 5-11 | 222 | Fr. |
| PK | 32 | Spencer Shrader (BA) | 6-2 | 186 | So. |
| | 28 | Jared Sackett (TR) | 6-1 | 185 | Jr. |
| H | 25 | Kenny Scribner | 5-11 | 222 | Fr. |
| | 48 | Andrew Beardall | 6-0 | 210 | So. |
| LS | 48 | Andrew Beardall (field goals) | 6-0 | 210 | So. |
| | 56 | Mack Gresham (punts) | 5-10 | 192 | Fr. |
| KO | 32 | Spencer Shrader (BA) | 6-2 | 186 | So. |
| | 25 | Kenny Scribner | 5-11 | 222 | Fr. |

RETURNERS

| | | | | | |
|-----------|----|------------------------|------|-----|-----|
| KR | 5 | Jimmy Horn Jr. | 5-9 | 170 | Fr. |
| | 21 | Brian Battie (BA) | 5-8 | 165 | Fr. |
| | 2 | Darrian Felix (TR) | 5-11 | 190 | Jr. |
| | 4 | Omarion Dollison | 5-9 | 183 | Fr. |
| PR | 10 | Xavier Weaver | 6-1 | 178 | So. |
| | 19 | Bryce Miller (BA) (TR) | 5-10 | 181 | Gr. |
| | 5 | Jimmy Horn Jr. | 5-9 | 170 | Fr. |

DEFENSE

| POS | # | Name | Ht. | Wt. | Cl. |
|---------------|----|-------------------------|------|------|-----|
| END | 91 | Rashawn Yates | 6-3 | 280 | Jr. |
| | 99 | Ryan Thaxton | 6-4 | 230 | Jr. |
| NOSE | 17 | Blake Green (BA) (TR) | 6-1 | 276 | Gr. |
| | 96 | Kelvin Pinkney (BA) | 6-3 | 310 | Gr. |
| | 10 | Kevin Kegler | 6-2 | 303 | Gr. |
| TACKLE | 23 | Thad Mangum (TR) | 6-2 | 275 | Gr. |
| | 40 | Jason Vaughn | 6-5 | 252 | So. |
| | 13 | Tramel Logan | 6-2 | 232 | Fr. |
| ALB | 5 | Antonio Grier Jr. | 6-1 | 213 | Jr. |
| | 26 | Keyon Helton | 6-0 | 221 | So. |
| MLB | 20 | Demaurez Bellamy | 5-10 | 228 | So. |
| | 59 | Andrew Mims | 6-1 | 222 | Gr. |
| | 29 | Brian Norris Jr. | 6-2 | 225 | So. |
| WLB | 11 | Dwayne Boyles Jr. | 6-3 | 228 | Jr. |
| | 6 | Davon Hicks | 6-0 | 2018 | Fr. |
| CB | 0 | Daquan Evans | 5-11 | 188 | So. |
| | 19 | Jalen Herring | 5-11 | 172 | Fr. |
| STAR | 3 | Vincent Davis | 5-11 | 190 | Jr. |
| | 8 | Christopher Townsel | 6-2 | 190 | Fr. |
| FS | 22 | Mekhi LaPointe (BA) | 6-2 | 197 | Jr. |
| | 16 | Brock Nichols (TR) | 6-0 | 197 | Gr. |
| SS | 1 | Matthew Hill (TR) | 6-1 | 186 | So. |
| | 15 | Jayden Curry | 5-11 | 195 | Fr. |
| CB | 2 | TJ Robinson (BA) (TR) | 6-3 | 198 | Fr. |
| | 4 | Christian Williams (TR) | 6-1 | 195 | So. |

(TR) = TRANSFER

(BA) = NATIVE OF SEVEN-COUNTY TAMPA BAY AREA

PRONUNCIATION CHART

| | | |
|----|------------------|----------------------------|
| 21 | Brian Battie | Bat -TEE |
| 41 | DEMAUREZ Bellamy | Duh-MAR-ez |
| 4 | OMARION Dollison | OH-mar-EE-on |
| 0 | DAQUAN Evans | DAY-kwan |
| 71 | URIAH Greene | Yur-EYE-ah |
| 64 | DEMETRIS Harris | Duh-MEE-tris |
| 26 | KEYON Helton | KEY-on |
| 9 | DAVON Hicks | DAY-von |
| 10 | KELLEY Joiner | Kelly |
| 12 | KATRAVIS Marsh | Kuh-TREY-vus |
| 22 | MEKHI LaPointe | mah-KYE (sounds like: eye) |
| 13 | TRAMEL Logan | TRUH-mel |
| 26 | YASIAS Young | YUH-sigh-US |

CAREER STARTS CHART

| | 2021 | 2020 | 2019 | 2018 | CAREER |
|-------------------------|------|------|--------|--------|--------|
| Demetris Harris (OL) | 6 | 6 | 12 | 11 | 35 |
| Brad Cecil (OL) | 6 | 7 | 12 | 7 | 32 |
| Donovan Jennings (OL) | 6 | 7 | 8 | 4 | 25 |
| Dwayne Boyles (LB) | 6 | 6 | 11 | 2 | 25 |
| Rashawn Yates (DT) | 3 | 9 | 6 | 2 | 20 |
| Bryce Miller (WR) | 3 | 9 | 7 | - | 19 |
| Blake Green (DT) | 5 | 8 | 5 | - | 18 |
| Antonio Grier (LB) | 6 | 7 | 6 | - | 18 |
| Michael Wiggs (OL) | 3 | 8 | - | 6 | 17 |
| Kevin Kegler (DT) | - | - | 6 | 10 | 16 |
| Mekhi LaPointe (SS) | 5 | 6 | - | 4 | 15 |
| Thad Mangum (DT) | 6 | 8 | - | - | 14 |
| Vincent Davis (CB) | 4 | 6 | 1 | 3 | 14 |
| Mitchell Brinkman (TE) | 6 | 7 | - | - | 13 |
| Latrell Williams (WR) | 3 | 7 | - | - | 10 |
| Kelvin Pinkney (DT) | - | 1 | 3 | 5 | 9 |
| Kelley Joiner (RB) | - | 7 | 2 | - | 9 |
| Demaurez Bellamy (LB) | 3 | 5 | 1 | - | 9 |
| Demontrey Jacobs (OL) | 6 | 2 | - | - | 8 |
| Xavier Weaver (WR) | 6 | 2 | - | - | 8 |
| Joshua Blanchard (OL) | - | 7 | - | - | 7 |
| Dustyn Hall (OL) | 3 | 4 | - | - | 7 |
| Daquan Evans (DB) | 6 | 1 | - | - | 7 |
| Jarrett Hoppie (OL) | - | 4 | 2 | - | 6 |
| Andrew Mims (LB) | 1 | 5 | - | - | 6 |
| Cade Fortin (QB) | 2 | - | - | 4 (NC) | 6 |
| Matthew Hill (S) | 6 | - | - | - | 6 |
| Darrien Grant (DE) | 3 | 2 | - | - | 5 |
| Chris Townsel (DB) | - | 5 | - | - | 5 |
| Jason Vaughn (DE) | 4 | 1 | - | - | 5 |
| Jaren Mangham (RB) | 3 | - | 1 (CO) | - | 4 |
| Timmy McClain (QB) | 4 | - | - | - | 4 |
| TJ Robinson (DB) | 4 | - | - | - | 4 |
| Omarion Dollison (WR) | 3 | - | - | - | 3 |
| Sean Atkins (WR) | 3 | - | - | - | 3 |
| Mac Harris (S) | - | 2 | - | - | 2 |
| Darrian Felix (RB) | 2 | - | - | - | 2 |
| Brock Nichols (DB) | 1 | 1 | - | - | 2 |
| Christian Williams (DB) | 1 | - | - | - | 1 |
| Tyrone Barber (DE) | - | - | - | 1 | 1 |
| Chris Carter (TE) | - | 1 | - | - | 1 |
| Brian Battie (RB) | 1 | - | - | - | 1 |
| Katravis Marsh (QB) | - | 1 | - | - | 1 |
| Brian Norris (LB) | - | 1 | - | - | 1 |

GAME-BY-GAME LEADERS

| GAME | RUSHING | PASSING (C-A-YD-INT-TD) | CATCHES | REC YARDS | TACKLES |
|-------------|-------------------|-------------------------|--------------|----------------|------------|
| @NC State | Mangham (5-26-0) | McClain (7-13-126-2-0) | Five (2) | Weaver (73) | Mims (14) |
| vs. Florida | Felix (13-42-0) | Fortin (12-18-91-1-0) | Williams (4) | Weaver (68) | Davis (8) |
| vs. FAMU | Battie (10-110-0) | McClain (12-23-163-0-1) | Weaver (5) | Weaver (77) | Hill (8) |
| at BYU | Mangham (26-86-2) | McClain (17-24-186-0-0) | Weaver (5) | Weaver (76) | Evans (8) |
| at SMU | Battie (7-46-0) | McClain (14-22-223-0-0) | Horn Jr. (5) | Horn Jr. (102) | Hill (11) |
| vs. Tulsa | Mangham (13-75-1) | McClain (10-25-148-0-0) | Weaver (4) | Weaver (52) | Davis (13) |

FIELD GOALS

| Field Goals | fg | pct. | 01-19 | 20-29 | 30-39 | 40-49 | 50-99 | lg | blk |
|-----------------|-----|------|-------|-------|-------|-------|-------|----|-----|
| Jared Sackett | - | - | | | | | | | |
| Spencer Shrader | 7-7 | 100% | - | 3-3 | 1-1 | 3-3 | - | 49 | |

| FG Sequence | USF | Opponents |
|-------------|--------|----------------|
| at NC State | - | 34 |
| FLORIDA | 25, 32 | - |
| FAMU | 49 | 49, (45), (45) |
| at BYU | 29, 42 | (22 *blocked) |
| at SMU | 29 | 26, 30 |
| TULSA | 44 | 22, 25 |
| (missed) | | |

2021 USF GAME-BY-GAME STARTERS

OFFENSE

| GAME | LT | LG | C | RG | RT | TE | QB | HB | Slot | WR | WR |
|-------------|----------|--------|-------|-------|--------|----------|---------|---------|--------|-------------|--------|
| at NC State | Jennings | Harris | Cecil | Wiggs | Jacobs | Brinkman | Fortin | Felix | Miller | L. Williams | Weaver |
| vs. Florida | Jennings | Harris | Cecil | Wiggs | Jacobs | Brinkman | Fortin | Felix | Miller | L. Williams | Weaver |
| vs. FAMU | Jennings | Harris | Cecil | Wiggs | Jacobs | Brinkman | McClain | Mangham | Miller | L. Williams | Weaver |
| at BYU | Jennings | Harris | Cecil | Hall | Jacobs | Brinkman | McClain | Battie | Atkins | Dollison | Weaver |
| at SMU | Jennings | Harris | Cecil | Hall | Jacobs | Brinkman | McClain | Mangham | Atkins | Dollison | Weaver |
| vs. Tulsa | Jennings | Harris | Cecil | Hall | Jacobs | Brinkman | McClain | Mangham | Atkins | Dollison | Weaver |

**Started four wide receivers

***Started two tight ends

DEFENSE

| GAME | END | NOSE | TACKLE | ALB | WLB | MLB | CB | Star | SS | FS | CB |
|-------------|---------|-------|--------|-------|--------|---------|-------|----------|------|----------|-------------|
| at NC State | Yates | Green | Mangum | Grier | Boyles | Mims | Evans | Davis | Hill | LaPointe | C. Williams |
| vs. Florida | Yates | Green | Mangum | Grier | Boyles | Mims | Evans | Davis | Hill | LaPointe | Robinson |
| vs. FAMU | Grant | Green | Mangum | Grier | Boyles | Bellamy | Evans | Vaughn** | Hill | Nichols | Robinson |
| at BYU | Grant | Green | Mangum | Grier | Boyles | Bellamy | Evans | Vaughn** | Hill | LaPointe | Robinson |
| at SMU | Yates | Green | Mangum | Grier | Boyles | Bellamy | Evans | Davis | Hill | LaPointe | J. Green |
| vs. Tulsa | Thaxton | Green | Mangum | Grier | Boyles | Davis | Evans | Vaughn** | Hill | LaPointe | Robinson |

* Started Six Defensive Backs

** Started Four Defensive Linemen

TURNOVERS FORCED

| TEAM | INT | FUMBLE | DEF TD | TOTAL |
|------------------------------|-----|------------------------------|--------|-------|
| USF | 6 | 2 | 1 | 8 |
| Opponents | 4 | 4 | - | 8 |
| USF CAUSED: 8 | | OPP CAUSED: 8 | | |
| USF POINTS OFF TO: 24 | | OPP POINTS OFF TO: 42 | | |
| USF DEFENSIVE TD's: 1 | | OPP DEFENSIVE TD's: 0 | | |

USF TURNOVERS FORCED

| QT | Play | Ball On | Result |
|----------------------------|---|--------------|------------|
| AT NC STATE (1) | | | |
| 2nd..... | INT: Matthew Hill of Devin Leary | USF35 | Punt |
| FLORIDA (2) | | | |
| 3rd..... | INT: Mekhi LaPointe of Emory Jones | UF10 | Field Goal |
| 3rd..... | INT: Brock Nichols of Emory Jones | UF43 | Touchdown |
| FLORIDA A&M (1) | | | |
| 3rd..... | FUM: Recovered by Kevin Kegler | FAMU44 | Punt |
| BYU (0) | | | |
| NA | | | |
| SMU (1) | | | |
| 2nd..... | INT: Dwayne Boyles of Tanner Mordecai | USF50 | Punt |
| TULSA (3) | | | |
| 2nd..... | FUM: Antonio Grier of Anthony Watkins | TUL12 | Touchdown |
| 2nd..... | INT: Dwayne Boyles of Davis Brin | USF15 | Punt |
| 2nd..... | INT: Antonio Grier of Davis Brin | USF40 | Touchdown |

OPPONENT TURNOVERS FORCED

| QT | Play | Ball On | Result |
|----------------------------|-----------------------------------|-------------|-------------|
| AT NC STATE (3) | | | |
| 2nd..... | INT: McClain by Drake Thomas..... | NCS07..... | end of half |
| 3rd..... | INT: McClain by Cyrus Fagan..... | NCS26..... | Touchdown |
| 4th..... | INT: Fortin by Tanner Ingle | NCS45..... | Touchdown |
| FLORIDA (1) | | | |
| 2nd..... | INT: Fortin by Kair Elam..... | FL49 | Touchdown |
| FLORIDA A&M (1) | | | |
| 2nd..... | FUM: Fumble by McClain..... | FAMU5 | Punt |
| BYU (1) | | | |
| 1st..... | FUM: Fumble by McClain..... | USF34 | Touchdown |
| SMU (1) | | | |
| 4th..... | FUM: Fumble by McClain..... | USF30 | Touchdown |
| TULSA (1) | | | |
| 2nd..... | FUM: Fumble by Horn Jr. | USF37 | Touchdown |

USF DRIVE CHART

DISPLAYED USF/OPPONENT

| | Possessions | TDs | FGs Made | FGs Missed | Fumble | Int. | Safety | Punt | Turnover on Downs | End of Half | End of Game | 70+ yard Drives | 3 and Out |
|-----------------|--------------|--------------|------------|------------|------------|------------|------------|--------------|-------------------|-------------|-------------|-----------------|--------------|
| @NC State | 12/13 | 0/6 | 0/1 | 0/0 | 0/0 | 3/1 | 0/0 | 8/3 | 1/0 | 0/1 | 0/1 | 1/4 | 6/1 |
| vs. Florida | 14/15 | 2/6 | 2/0 | 0/0 | 0/0 | 1/2 | 0/0 | 7/3 | 2/2 | 0/1 | 0/1 | 1/3 | 4/4 |
| vs. Florida A&M | 14/15 | 5/2 | 1/1 | 0/2 | 1/1 | 0/0 | 0/0 | 6/5 | 1/3 | 0/0 | 0/1 | 3/1 | 4/5 |
| @BYU | 8/8 | 3/5 | 2/0 | 0/1 | 2/2 | 0/0 | 0/0 | 2/1 | 0/0 | 0/1 | 0/1 | 2/3 | 2/0 |
| @SMU | 12/11 | 2/5 | 1/2 | 0/0 | 1/0 | 0/1 | 0/0 | 6/3 | 0/0 | 1/0 | 1/0 | 2/2 | 3/1 |
| vs. Tulsa | 11/14 | 2/4 | 1/2 | 0/0 | 1/1 | 0/2 | 0/0 | 4/3 | 3/1 | 1/0 | 0/1 | 1/2 | 3/1 |
| TOTALS | 71/76 | 14/28 | 7/6 | 0/3 | 5/4 | 4/6 | 0/0 | 33/18 | 7/6 | 2/3 | 1/5 | 10/15 | 22/12 |

USF SCORING DRIVES

QT When Score Play

DRIVE

at NC STATE (0 TD & 0 FG)

None

FLORIDA (2 TD & 2 FG)

1st.....4:45.....3-7..... Shrader 25-yard FG..... 17 plays-75 yards, TOP 6:06
 3rd.....9:18.....6-35..... Shrader 32-yard FG..... 4 plays- -4 yards, TOP 1:04
 3rd.....4:41.....13-35..... Mangham 1-yard TD Run..... 5 plays-43 yards, TOP 1:31
 4th.....4:22.....20-42..... Mangham 2-yard TD Run..... 5 plays-27 yards, TOP 1:46

FLORIDA A&M (5 TD & 1 FG)

1st.....9:39.....3-0..... Shrader 49-yard FG..... 4 plays-5 yards, TOP 1:26
 1st.....3:43.....10-3..... Mangham 2-yard TD Run..... 8 plays-75 yards, TOP 3:44
 2nd.....13:47.....17-3..... McClain to Weaver 9-yard TD..... 10 plays-49 yards, TOP 3:23
 2nd.....3:31.....24-3..... Mangham 4-yard TD Run..... 7 plays-26 yards, TOP 2:25
 3rd.....2:02.....31-10..... Mangham 9-yard TD Run..... 6 plays-87 yards, TOP 2:43
 4th.....00:18.....38-17..... Young 1-yard TD Run..... 4 plays-14 yards, TOP 1:55

at BYU (3 TD & 2 FG)

2nd.....12:41.....3-21..... Shrader 29-yard FG..... 13 plays-69 yards, TOP 6:35
 2nd.....4:57.....6-21..... Shrader 42-yard FG..... 12 plays-62 yards, TOP 5:07
 3rd.....7:25.....13-28..... Weaver 3-yard TD Run..... 14 plays-75 yards, TOP 7:35
 3rd.....3:03.....20-35..... Mangham 2-yard TD Run..... 6 plays-54 yards, TOP 2:30
 4th.....5:41.....27-35..... Mangham 1-yard TD Run..... 19 plays-94 yards, TOP 9:05

at SMU (2 TD & 1 FG)

2nd.....4:37.....3-17..... Shrader 29-yard FG..... 14 plays-63 yards, TOP 7:28
 3rd.....12:50.....10-17..... Mangham 1-yard TD Run..... 7 plays-75 yards, TOP 2:10
 3rd.....0:29.....17-27..... Mangham 1-yard TD Run..... 10 plays-75 yards, TOP 3:56

TULSA (2 TD & 1 FG)

1st.....10:51.....3-0..... Shrader 44-yard FG..... 8 plays-48 yards, TOP 4:09
 2nd.....12:55.....10-3..... Mangham 1-yard TD Run..... 4 plays-12 yards, TOP 1:56
 3rd.....4:30.....31-20..... McClain 8-yard TD Run..... 10 plays-81 yards, TOP 4:33

SCORING DRIVES 3:00 OR LESS: 4 (4 TD; - FG)
SCORING DRIVES 2:00 OR LESS: 5 (3 TD; 2 FG)
SCORING DRIVES 1:00 OR LESS: 0 (- TD; - FG)

LONG DRIVES:

Longest by PLAYS:

19 plays (19 plays; 94 yards; 9:05, TD, at BYU) - McClain QB

Longest by YARDS:

94 Yards (19 plays; 94 yards; 9:05, TD, at BYU) - McClain QB

Longest by TIME:

9:05 (19 plays; 94 yards; 9:05, TD, at BYU) - McClain QB

DEFENSE/SPECIAL TEAMS TOUCHDOWNS: 2 DEFENSIVE SCORING PLAYS

TULSA

2nd.....Brian Battie 100-yard kickoff return

2nd.....Antonio Grier 69-yard INT return

LONGEST DRIVES IN PROGRAM HISTORY:

Longest by PLAYS:

21 plays (75 yards; 5:58, TD) at SMU on 11/23/2013

Longest by YARDS:

99 Yards (13 plays, 5:19, TD) at FIU on 9/20/2008

Longest by TIME:

9:58 (17 plays, 96 yards, TD) at Florida on 9/11/2010

2021 GAME-BY-GAME TEAM STATISTICS

| GAME | FINAL | QUARTERS | | | | | 1st DOWNS | | RUSHING PASSING | | | TOT OFF | | | PUNTS | | PENALTY | 3RD | 4TH | RED | SACKS | FIELD | | POSSESSION TIME | | | | |
|-------------|-------|----------|----|----|----|----|-----------|-----|-----------------|---------|-----|---------|-----|--------|--------|--------|---------|-----|------|--------|-------|-------|-------|-----------------|-------|-------|--|--|
| | SCORE | 1 | 2 | 3 | 4 | OT | R-P-PE | TOT | NO-YDS-TD | C-A-I | YDS | TD | YDS | NO-AVG | FUM-FL | NO-YDS | DNS | DNS | ZONE | NO-YDS | GOALS | 1 | 2 | 3 | 4 | TOT | | |
| USF | 0 | 0 | 0 | 0 | 0 | - | 7-6-2 | 15 | 32-104-0 | 14-33 | 167 | 0 | 271 | 8-45.1 | 2-0 | 6-70 | 3-16 | 0-1 | 0-2 | 1-7 | 0-0 | 6:16 | 8:43 | 8:01 | 7:48 | 30:48 | | |
| at NC State | 45 | 10 | 14 | 14 | 7 | - | 11-13-3 | 27 | 40-293-4 | 17-26 | 232 | 2 | 525 | 3-42.7 | 0-0 | 3-25 | 8-13 | 1-1 | 5-5 | 0-0 | 1-1 | 8:44 | 6:17 | 6:59 | 7:12 | 29:12 | | |
| USF | 20 | 3 | 0 | 10 | 7 | - | 8-9-3 | 20 | 41-95-2 | 17-30-1 | 188 | 2 | 283 | 7-39.7 | 2-0 | 2-30 | 5-17 | 0-2 | 4-4 | 1-8 | 2-2 | 11:12 | 5:35 | 6:15 | 6:16 | 29:18 | | |
| FLORIDA | 42 | 14 | 21 | 0 | 7 | - | 13-12-1 | 26 | 44-363-3 | 17-25-2 | 303 | 6 | 666 | 3-45.7 | 0-0 | 4-45 | 4-12 | 1-3 | 1-2 | 1-5 | 0-0 | 3:48 | 9:25 | 8:45 | 8:44 | 30:42 | | |
| USF | 38 | 10 | 14 | 7 | 7 | - | 10-8-0 | 18 | 46-241-4 | 12-26-0 | 163 | 5 | 404 | 6-36.8 | 3-1 | 5-55 | 6-15 | 0-1 | 5-6 | 1-2 | 1-1 | 10:18 | 7:42 | 6:00 | 6:22 | 30:22 | | |
| FLORIDAA&M | 17 | 3 | 0 | 7 | 7 | - | 5-14-1 | 20 | 29-132-1 | 25-49-0 | 248 | 2 | 380 | 5-38.4 | 4-1 | 8-50 | 5-16 | 1-4 | 1-2 | 2-18 | 1-3 | 4:42 | 7:18 | 9:00 | 8:38 | 29:38 | | |
| USF | 27 | 0 | 6 | 14 | 7 | - | 13-8-2 | 23 | 48-181-3 | 17-24-0 | 186 | 3 | 367 | 2-48.0 | 2-1 | 4-30 | 6-15 | 4-5 | 4-4 | 0-0 | 2-2 | 7:48 | 8:32 | 10:12 | 9:05 | 35:37 | | |
| at BYU | 35 | 21 | 7 | 7 | 0 | - | 9-11-1 | 21 | 25-138-2 | 20-25-0 | 305 | 5 | 443 | 1-53 | 2-1 | 5-49 | 2-7 | 2-2 | 4-5 | 1-1 | 0-1 | 7:12 | 6:28 | 4:48 | 5:55 | 24:23 | | |
| USF | 17 | 0 | 3 | 14 | 0 | - | 6-11-2 | 19 | 37-113-2 | 14-22-0 | 223 | 2 | 336 | 6-32.3 | 1-1 | 8-75 | 2-11 | 1-1 | 3-4 | 0-0 | 1-1 | 4:43 | 8:44 | 8:07 | 5:37 | 27:11 | | |
| at SMU | 41 | 10 | 7 | 10 | 14 | - | 11-16-3 | 30 | 40-162-1 | 29-42-1 | 301 | 5 | 463 | 3-44.3 | 1-0 | 4-40 | 9-16 | 1-1 | 6-6 | 2-21 | 1-1 | 10:17 | 6:16 | 6:53 | 9:23 | 32:49 | | |
| USF | 31 | 3 | 21 | 7 | 0 | - | 5-7-1 | 13 | 31-113-2 | 11-26-0 | 155 | 2 | 268 | 4-41.2 | 1-1 | 5-47 | 3-11 | 0-3 | 2-2 | 0-0 | 1-1 | 9:03 | 3:43 | 8:01 | 4:31 | 25:18 | | |
| TULSA | 32 | 3 | 17 | 0 | 12 | - | 15-14-2 | 31 | 49-269-2 | 22-39-2 | 266 | 4 | 535 | 3-54.3 | 2-1 | 5-50 | 5-16 | 1-2 | 5-5 | 3-14 | 2-2 | 5:57 | 11:17 | 6:59 | 10:29 | 34:42 | | |

USF EXPLOSIVE PLAYS (20+ YARDS)

| RUSHING | 15-20 | 20-29 | 30-39 | 40-49 | 50-59 | 60-69 | 70-79 | 80-89 | 90-99 | TOTAL |
|------------------|----------|----------|----------|----------|----------|----------|----------|----------|----------|-----------|
| Brian Battie | - | 1 | - | 1 | - | - | - | - | - | 2 |
| Timmy McClain | - | 1 | - | - | - | - | - | - | - | 1 |
| Jaren Mangham | 1 | - | - | - | - | - | - | - | - | 1 |
| Darrian Felix | 1 | - | - | - | - | - | - | - | - | 1 |
| Kelley Joiner | - | - | - | - | - | - | - | - | - | - |
| Cade Fortin | - | - | - | - | - | - | - | - | - | - |
| TOTALS | 2 | 2 | - | 1 | - | - | - | - | - | 5 |
| RECEIVING | 15-20 | 20-29 | 30-39 | 40-49 | 50-59 | 60-69 | 70-79 | 80-89 | 90-99 | TOTAL |
| Xavier Weaver | 2 | 4 | 1 | 2 | - | - | - | - | - | 9 |
| Jimmy Horn Jr. | - | - | 2 | - | - | - | - | - | - | 2 |
| Demarcus Gregory | - | 1 | 1 | - | - | - | - | - | - | 2 |
| Mitch Brinkman | - | - | 1 | - | - | - | - | - | - | 1 |
| Brian Battie | - | 1 | - | - | - | - | - | - | - | 1 |
| Latrell Williams | - | - | - | 1 | - | - | - | - | - | 1 |
| Omarion Dollison | 1 | - | - | - | - | - | - | - | - | 1 |
| Sean Atkins | - | 1 | - | - | - | - | - | - | - | 1 |
| Yusef Terry | - | 1 | - | - | - | - | - | - | - | 1 |
| Kelley Joiner | - | - | - | - | - | - | - | - | - | - |
| Bryce Miller | - | - | - | - | - | - | - | - | - | - |
| TOTALS | 3 | 8 | 5 | 3 | - | - | - | - | - | 19 |
| PASSING | 15-20 | 20-29 | 30-39 | 40-49 | 50-59 | 60-69 | 70-79 | 80-89 | 90-99 | TOTAL |
| Timmy McClain | 1 | 6 | 5 | 3 | - | - | - | - | - | 15 |
| Cade Fortin | 1 | 2 | - | - | - | - | - | - | - | 3 |
| TOTALS | 2 | 8 | 5 | 3 | - | - | - | - | - | 18 |

COMBINED EXPLOSIVE PLAYS

Timmy McClain: 16 (15 passing, 1 rushing)
 Xavier Weaver: 9 (9 receiving)
 Cade Fortin: 3 (3 passing)
 Brian Battie: 3 (1 receiving, 2 rushing)
 Jimmy Horn Jr. - 2 (2 receiving)
 Demarcus Gregory - 2 (2 receiving)

Jaren Mangham: 1 (1 rushing)
 Darrian Felix: 1 (1 rushing)
 Mitchell Brinkman: 1 (1 receiving)
 Latrell Williams - 1 (1 receiving)
 Omarion Dollison - 1 (1 receiving)
 Sean Atkins - 1 (1 receiving)
 Yusef Terry - 1 (1 receiving)

USF EXPLOSIVE PLAYS (15+ YARDS)

EXPLOSIVE PLAY BREAKDOWN

USF TOTAL (Run & Pass): 31 (11 RUN, 20 PASS)

USF GAME HIGH: 10 (5 RUN; 5 PASS) vs. FAMU

OPP. GAME HIGH: 12, 2x, last (6 RUN; 6 PASS) vs. Tulsa

USF

Long Pass: 44, McClain to Weaver (2x), last vs. Florida

Long Run: 42, Brian Battie vs. FAMU

Long Punt Return: 45, Xavier Weaver, vs. Florida

Long Kickoff Return: 100, Brian Battie, vs. Tulsa

Long INT Return: 69, Antonio Grier, vs. Tulsa

OPPONENT

Long Pass: 75, A. Richardson to J. Copeland, vs. Florida

Long Run: 80, Anthony Richardson, vs. Florida

Long Def: -

AT NC STATE (6)

1st 16 RUN Darrian Felix at NC State
2nd 44 PASS McClain to Weaver at NC State
3rd 29 PASS McClain to Weaver at NC State
3rd 31 PASS McClain to Brinkman at NC State
4th 17 RUN Jaren Mangham at NC State
4th 20 PASS Fortin to Battie at NC State

FLORIDA (4)

1st 16 PASS Fortin to Dollison vs. Florida
1st 24 PASS Fortin to Weaver vs. Florida
3rd 23 PASS McClain to Atkins vs. Florida
4th 44 PASS McClain to Weaver vs. Florida

FLORIDA A&M (10)

1st 27 RUN Timmy McClain vs. FAMU
1st 31 PASS McClain to Weaver vs. FAMU
1st 17 RUN Brian Battie vs. FAMU
1st 40 PASS McClain to L. Williams vs. FAMU
3rd 17 PASS McClain to Weaver vs. FAMU
3rd 15 RUN Brian Battie vs. FAMU
3rd 15 PASS McClain to Brinkman vs. FAMU
3rd 42 RUN Brian Battie vs. FAMU
3rd 15 PASS McClain to Dollison vs. FAMU
4th 18 RUN Brian Battie vs. FAMU

AT BYU (7)

1st 20 PASS McClain to Weaver at BYU
1st 18 RUN Timmy McClain at BYU
2nd 16 RUN Jaren Magham at BYU
3rd 17 PASS McClain to Gregory at BYU
3rd 26 PASS McClain to Weaver at BYU
4th 17 PASS McClain to Gregory at BYU
4th 17 PASS McClain to Weaver at BYU

AT SMU (8)

1st 24 RUN Brian Battie at SMU
2nd 19 PASS McClain to Horn Jr. at SMU
2nd 37 PASS McClain to Horn Jr. at SMU
3rd 17 PASS McClain to Weaver at SMU
3rd 18 RUN Timmy McClain at SMU
3rd 27 PASS McClain to Gregory at SMU
3rd 34 PASS McClain to Horn Jr. at SMU
4th 18 PASS McClain to Dollison at SMU

TULSA (5)

1st 22 PASS McClain to Waver vs. Tulsa
1st 24 PASS McClain to Terry vs. Tulsa
2nd 17 RUN Jaren Mangham vs. Tulsa
3rd 18 RUN Jaren Mangham vs. Tulsa
3rd 36 PASS McClain to Gregory vs. Tulsa

TEMPLE

AT ECU

HOUSTON

CINCINNATI

AT TULANE

AT UCF

EXPLOSIVE PLAYS BY LENGTH

▼ 50 + YARD PLAYS ▼

QT LENGTH.TYPE... PLAYER..... OPP

▼ LESS THAN 50 YARD PLAYS ▼

QT LENGTH.TYPE... PLAYER..... OPP

4th 44 PASS McClain to Weaver vs. Florida
2nd 44 PASS McClain to Weaver at NC State
3rd 42 RUN Brian Battie vs. FAMU
1st 40 PASS McClain to L. Williams vs. FAMU
2nd 37 PASS McClain to Horn Jr. at SMU
3rd 36 PASS McClain to Gregory vs. Tulsa
3rd 34 PASS McClain to Horn Jr. at SMU
1st 31 PASS McClain to Weaver vs. FAMU
3rd 31 PASS McClain to Brinkman at NC State
3rd 29 PASS McClain to Weaver at NC State
1st 27 RUN Timmy McClain vs. FAMU
3rd 27 PASS McClain to Gregory at SMU
3rd 26 PASS McClain to Weaver at BYU
1st 24 PASS McClain to Terry vs. Tulsa
1st 24 PASS Fortin to Weaver vs. Florida
1st 24 RUN Brian Battie at SMU
3rd 23 PASS McClain to Atkins vs. Florida
1st 22 PASS McClain to Waver vs. Tulsa
4th 20 PASS Fortin to Battie at NC State
1st 20 PASS McClain to Weaver at BYU
2nd 19 PASS McClain to Horn Jr. at SMU
3rd 18 RUN Jaren Mangham vs. Tulsa
4th 18 RUN Brian Battie vs. FAMU
1st 18 RUN Timmy McClain at BYU
3rd 18 RUN Timmy McClain at SMU
4th 18 PASS McClain to Dollison at SMU
2nd 17 RUN Jaren Mangham vs. Tulsa
1st 17 RUN Brian Battie vs. FAMU
3rd 17 PASS McClain to Weaver vs. FAMU
4th 17 RUN Jaren Mangham at NC State
3rd 17 PASS McClain to Gregory at BYU
4th 17 PASS McClain to Gregory at BYU
4th 17 PASS McClain to Weaver at BYU
3rd 17 PASS McClain to Weaver at SMU
1st 16 RUN Darrian Felix at NC State
1st 16 PASS Fortin to Dollison vs. Florida
3rd 15 RUN Brian Battie vs. FAMU
3rd 15 PASS McClain to Brinkman vs. FAMU
3rd 15 PASS McClain to Dollison vs. FAMU
2nd 16 RUN Jaren Magham at BYU

▼ LONG PLAYS FOR TOUCHDOWNS

TOTAL 15+ FOR TD: 0
GAME HIGH 15+ YARD PLAYS FOR TD: 0

▼ 25+ YARD SPECIAL TEAMS & DEFENSIVE PLAYS ▼

2nd 100 KICK RET. Brian Battie vs. Tulsa
2nd 69 INT RET Antonio Grier vs. Tulsa
3rd 50 INT RET Mekhi LaPointe vs. Florida
4th 45 PUNT RET. Xavier Weaver vs. Florida
3rd 38 INT RET Brock Nichols vs. Florida
2nd 33 KICK RET. Brian Battie at NC State
2nd 29 PUNT RET. Xavier Weaver vs. Florida A&M
2nd 27 INT RET Matthew Hill at NC State

2021 GAME-BY-GAME STATISTICS

GAME-BY-GAME PASSING

#6 CADE FORTIN

| | COMP | ATT | INT | PCT | YDS | TD | LG | SACK | EFF | TOT: YDS | TD |
|-------------|------|-----|-----|------|-----|----|----|------|------|----------|----|
| AT NC STATE | 7 | 20 | 1 | .350 | 41 | 0 | 20 | 0 | 42.2 | 64 | 0 |
| vs. Florida | 12 | 18 | 1 | .667 | 91 | 0 | 24 | 1 | 55.6 | 85 | 0 |

#9 TIMMY MCCLAIN

| | COMP | ATT | INT | PCT | YDS | TD | LG SACK | EFF | TOT: YDS | TD | |
|-----------------|------|-----|-----|------|-----|----|---------|-----|----------|-----|---|
| AT NC STATE | 7 | 13 | 2 | .538 | 126 | 0 | 44 | 0 | 104.5 | 142 | 0 |
| vs. Florida | 4 | 10 | 0 | .400 | 83 | 0 | 44 | 0 | 70.0 | 94 | 0 |
| vs. Florida A&M | 12 | 23 | 0 | .522 | 163 | 1 | 40 | 2 | 89.6 | 214 | 1 |
| at BYU | 17 | 24 | 0 | .708 | 186 | 0 | 26 | 1 | 93.4 | 241 | 0 |
| at SMU | 14 | 22 | 0 | .636 | 223 | 0 | 37 | 2 | 97.3 | 248 | 0 |
| vs. Tulsa | 10 | 25 | 0 | .400 | 148 | 0 | 36 | 3 | 60.1 | 172 | 1 |

#1 JARREN WILLIAMS

| | COMP | ATT | INT | PCT | YDS | TD | LG SACK | EFF | TOT: YDS | TD |
|-----|------|-----|-----|-----|-----|----|---------|-----|----------|----|
| --- | | | | | | | | | | |

#12 KATRAVIS MARSH

| | COMP | ATT | INT | PCT | YDS | TD | LG | SACK | EFF | TOT: YDS | TD |
|-------------|------|-----|-----|------|-----|----|----|------|-------|----------|----|
| vs. Florida | 1 | 1 | 0 | 100 | 14 | 0 | 14 | 0 | 118.8 | 14 | 0 |
| vs. Florida | 0 | 3 | 0 | .000 | 0 | 0 | 0 | 0 | 39.6 | 0 | 0 |

2021 GAME-BY-GAME RUSHING (CARRIES-YARDS-TD)

| PLAYER | @NC STATE | FLORIDA | FLORIDA A&M | @BYU | @SMU | TULSA | TEMPLE | @ECU | HOUSTON | CINC | @TULANE | @UCF |
|----------------------|-----------|----------|-------------|---------|---------|---------|--------|------|---------|------|---------|------|
| MANGHAM, Jaren | 5-27-0 | 8-29-2 | 7-27-3 | 26-86-2 | 11-21-2 | 13-75-1 | | | | | | |
| BATTIE, Brian RB | 5-8-0 | 7-25-0 | 10-110-0 | 2-2-0 | 7-46-0 | 1-3-0 | | | | | | |
| FELIX, Darrian RB | 8-21-0 | 13-40-0 | 7-23-0 | - | - | - | | | | | | |
| JOINER, Kelley RB | 3-19-0 | 3-10-0 | 3-20-0 | 4-28-0 | 6-21-0 | 3-11-0 | | | | | | |
| McCLAIN, Timmy QB | 4-16-0 | 8-11-0 | 14-51-0 | 15-55-0 | 13-25-0 | 14-24-1 | | | | | | |
| FORTIN, Cade QB | 5-23-0 | 2-(-6)-0 | - | - | - | - | | | | | | |
| DOLLISON, Omarion WR | 1-(-4)-0 | - | - | - | - | - | | | | | | |
| HORN, Jimmy WR | 1-(-5)-0 | - | - | - | - | - | | | | | | |
| MARSH, Katravis QB | - | - | 1-(-4)-0 | - | - | - | | | | | | |
| WEAVER, Xavier WR | - | - | - | 1-3-1 | - | - | | | | | | |

2021 GAME-BY-GAME RECEIVING (CATCHES-YARDS-TD)

| PLAYER | @NC STATE | FLORIDA | FLORIDA A&M | @BYU | @SMU | TULSA | TEMPLE | @ECU | HOUSTON | CINC | @TULANE | @UCF |
|-----------------------|-----------|---------|-------------|--------|---------|--------|--------|------|---------|------|---------|------|
| WEAVER, Xavier WR | 2-73-0 | 2-68-0 | 5-77-1 | 5-76-0 | 3-34-0 | 4-52-0 | | | | | | |
| WILLIAMS, Latrell WR | 2-4-0 | 4-22-0 | 1-40-0 | - | - | - | | | | | | |
| BRINKMAN, Mitchell TE | 2-35-0 | 1-14-0 | 1-15-0 | - | 1-13-0 | 1-6-0 | | | | | | |
| DOLLISON, Omarion WR | 1-10-0 | 3-27-0 | 1-15-0 | 3-21-0 | 1-18-0 | 1-8-0 | | | | | | |
| HORN JR., Jimmy WR | - | 1-4-0 | 3-18-0 | - | 5-102-0 | - | | | | | | |
| GREGORY, Demarcus WR | - | - | - | 4-54-0 | 2-40-0 | 2-49-0 | | | | | | |
| MILLER, Bryce WR | 2-18-0 | 1-6-0 | 1-(-2)-0 | - | - | - | | | | | | |
| FELIX, Darrian RB | 2-13-0 | 3-13-0 | - | - | - | - | | | | | | |
| BATTIE, Brian, RB | 1-20-0 | - | - | 2-11-0 | - | - | | | | | | |
| JOINER, Kelley, RB | 1-2-0 | - | - | 1-6-0 | 1-2-0 | - | | | | | | |
| MANGHAM, Jaren, RB | 1-1-0 | - | - | 1-14-0 | - | - | | | | | | |
| ATKINS, Sean, WR | - | 2-34-0 | - | 1-4-0 | 1-14-0 | - | | | | | | |
| TERRY, Yusuf, WR | - | - | - | - | - | 2-33-0 | | | | | | |

2021 GAME-BY-GAME SACKS

| PLAYER | @NC STATE | FLORIDA | FLORIDA A&M | @BYU | @SMU | TULSA | TEMPLE | @ECU | HOUSTON | CINC | @TULANE | @UCF |
|-------------------|-----------|---------|-------------|-------|------|-------|--------|------|---------|------|---------|------|
| GREEN, Blake DT | 1.5-9 | - | 1.0-8 | 0.5-1 | - | - | - | | | | | |
| GRIER, Antonio LB | 1.0-7 | 1.0-7 | - | - | - | - | - | | | | | |
| VAUGHN, Jason DT | 0.5-1 | - | - | 0.5-1 | - | - | - | | | | | |

GAME-BY-GAME TACKLES

| Player | S-A | Total | NCSU | UF | FAMU | BYU | SMU | Tulsa |
|---------------------|-------|-------|------|-----|------|-----|-----|-------|
| Matthew Hill | 26-13 | 39 | 2-5 | 4-0 | 6-2 | 2-2 | 9-2 | 3-2 |
| Vincent Davis | 26-13 | 39 | 1-0 | 7-1 | 3-0 | 2-4 | 4-4 | 9-4 |
| Daquan Evans | 29-9 | 38 | 4-3 | 3-0 | 7-0 | 5-3 | 5-0 | 5-3 |
| Dwayne Boyles | 19-19 | 38 | 3-4 | 4-4 | 2-3 | 2-2 | 5-5 | 3-1 |
| Antonio Grier | 17-21 | 38 | 3-5 | 3-4 | 0-1 | 2-3 | 3-7 | 6-1 |
| Andrew Mims | 10-22 | 32 | 2-12 | 3-3 | 1-1 | 2-1 | 1-2 | 1-3 |
| Mekhi LaPointe | 12-10 | 22 | 2-5 | 1-0 | DNP | 1-2 | 3-1 | 5-2 |
| Thad Mangum | 7-12 | 19 | 1-4 | 2-3 | 1-0 | 1-1 | 1-2 | 1-2 |
| Damaurez Bellamy | 11-7 | 18 | DNP | 3-0 | 4-1 | 1-2 | 2-3 | 1-1 |
| TJ Robinson | 14-3 | 17 | 2-2 | 4-0 | 4-0 | 1-1 | - | 3-0 |
| Blake Green | 9-6 | 15 | 0-2 | 2-1 | 2-1 | 0-1 | 1-0 | 4-1 |
| Jason Vaughn | 10-2 | 12 | DNP | - | 3-1 | 2-0 | 2-0 | 3-1 |
| Jayden Curry | 7-3 | 10 | DNP | 4-1 | - | - | DNP | 3-2 |
| Brock Nichols | 6-3 | 9 | 1-1 | 2-1 | 2-0 | 1-1 | DNP | DNP |
| Rashawn Yates | 3-4 | 7 | 0-1 | 0-1 | 0-1 | - | 2-0 | 1-1 |
| Kevin Kegler | 4-2 | 6 | 2-1 | - | 1-1 | 1-0 | - | DNP |
| Kelvin Pinkney | 4-2 | 6 | DNP | - | 1-0 | - | 1-2 | 2-0 |
| Joshua Green | 2-4 | 6 | DNP | DNP | DNP | 0-1 | 2-3 | DNP |
| Darrien Grant | 1-5 | 6 | 0-3 | 1-0 | - | 0-2 | - | DNP |
| Ryan Thaxton | 3-2 | 5 | - | - | 1-1 | 1-0 | 0-1 | 1-0 |
| Christopher Townsel | 0-4 | 4 | 0-4 | - | - | - | DNP | DNP |
| Christian Williams | 2-1 | 3 | 2-1 | - | DNP | DNP | - | DNP |
| Tramel Logan | 1-2 | 3 | - | 1-0 | 0-2 | DNP | - | - |
| Timarcus Simpson | 2-0 | 2 | - | - | 1-0 | 1-0 | - | DNP |
| Brian Battie | 2-0 | 2 | - | - | - | 1-0 | - | 1-0 |
| Mychael Hamilton | 2-0 | 2 | DNP | 1-0 | - | - | 1-0 | DNP |
| Logan Berryhill | 1-1 | 2 | DNP | - | 0-1 | - | 1-0 | - |
| Tyrone Barber | 1-1 | 2 | DNP | DNP | 1-1 | DNP | DNP | DNP |
| Jaelen Stokes | 0-2 | 2 | 0-1 | DNP | 0-1 | - | DNP | DNP |
| Mac Harris | 1-0 | 1 | - | - | DNP | DNP | 1-0 | DNP |
| Andrew Stokes | 1-0 | 1 | - | - | - | 1-0 | - | - |
| Jalen Herring | 1-0 | 1 | - | - | DNP | 1-0 | DNP | DNP |
| Mack Gresham | 1-0 | 1 | - | - | 1-0 | - | - | - |
| Ben Knox | 1-0 | 1 | DNP | 1-0 | DNP | DNP | DNP | DNP |
| Brian Norris | 0-1 | 1 | - | 0-1 | DNP | - | DNP | DNP |

GAME-BY-GAME TFL

| PLAYER | @NC STATE | FLORIDA | FLORIDA A&M | @BYU | @SMU | TULSA | TEMPLE | @ECU | HOUSTON | CINC | @TULANE | @UCF |
|----------------------|-----------|---------|-------------|-------|-------|-------|--------|------|---------|------|---------|------|
| GRIER, Antonio LB | 3.0 | 1-7.0 | - | - | - | 1.0-4 | 1.0-5 | | | | | |
| GREEN, Blake DT | 2.5 | - | 2.0-9 | 0.5-1 | - | - | - | | | | | |
| BOYLES, Dwayne LB | 2.5 | - | 0.5-2 | - | 0.5-1 | 1.5-5 | - | | | | | |
| DAVIS, Vincent LB | 2.5 | - | - | - | - | 0.5-1 | 2.0-6 | | | | | |
| BELLAMY, Damaurez LB | 2.0 | - | - | 2.0-5 | - | - | - | | | | | |
| MANGUM, Thad DT | 2.0 | 0.5-1 | - | 1.0-1 | - | 0.5-1 | - | | | | | |
| PINKNEY, Kelvin DT | 1.5 | - | - | - | - | 0.5-1 | 1.0-1 | | | | | |
| VAUGHN, Jason DT | 1.5 | - | - | 0.5-1 | - | 1.0-5 | - | | | | | |
| GRANT, Darrien DE | 1.0 | 0.5-1 | - | - | 0.5-1 | - | - | | | | | |
| EVANS, Daquan DB | 1.0 | - | - | - | - | 1.0-3 | - | | | | | |
| LaPOINTE, Mekhi DB | 1.0 | - | - | - | - | 1.0-1 | - | | | | | |
| KEGLER, Kevin DT | 0.5 | 0.5-1 | - | - | - | - | - | | | | | |
| YATES, Rashawn DT | 0.5 | 0.5-0 | - | - | - | - | - | | | | | |
| NORRIS, Brian LB | 0.5 | - | 0.5-3 | - | - | - | - | | | | | |

NCAA/CONFERENCE RANKINGS - TEAM

| Statistic | National Rank | Conference Rank | Value | National Leader | Value | Conference Leader | Value |
|--|---------------|-----------------|--------|------------------|--------|-------------------|--------|
| 3rd Down Conversion Pct (130 ranked) | 123 | 10 | 0.294 | Coastal Carolina | 0.618 | Memphis | 0.469 |
| 3rd Down Conversion Pct Defense (130 ranked) | 91 | 9 | 0.412 | NC State | 0.250 | Houston | 0.256 |
| 4th Down Conversion Pct (129 ranked) | 107 | 11 | 0.385 | Coastal Carolina | 1.000 | Cincinnati | 1.000 |
| 4th Down Conversion Pct Defense (130 ranked) | 69 | 5 | 0.538 | Wake Forest | 0.125 | SMU | 0.273 |
| Blocked Kicks (31 ranked) | 31 | 3 | 1 | 4 teams tied | 4 | Houston | 3 |
| Blocked Kicks Allowed (129 ranked) | 1 | 1 | 0 | 61 teams tied | 0 | 5 teams tied | 0 |
| Blocked Punts (15 ranked) | | | | Old Dominion | 4 | Houston | 3 |
| Blocked Punts Allowed (129 ranked) | 1 | 1 | 0 | 91 teams tied | 0 | 8 teams tied | 0 |
| Completion Percentage (130 ranked) | 120 | 10 | 0.528 | Coastal Carolina | 0.771 | SMU | 0.697 |
| Defensive TDs (26 ranked) | 26 | 6 | 1 | Ohio St. | 5 | 5 teams tied | 2 |
| Fewest Penalties (130 ranked) | 16 | 2 | 30 | Army West Point | 21 | Navy | 27 |
| Fewest Penalties Per Game (130 ranked) | 20 | 2 | 5.00 | Army West Point | 3.50 | Navy | 4.50 |
| Fewest Penalty Yards (130 ranked) | 43 | 6 | 307 | Virginia Tech | 201 | Navy | 222 |
| Fewest Penalty Yards Per Game (130 ranked) | 57 | 6 | 51.17 | Air Force | 33.00 | Navy | 37.00 |
| | | | | Eastern Mich. | 33.00 | | |
| First Downs Defense (130 ranked) | 115 | 9 | 155 | Wisconsin | 68 | Houston | 79 |
| First Downs Offense (130 ranked) | 116 | 8 | 108 | Virginia | 189 | SMU | 159 |
| Fumbles Lost (130 ranked) | 73 | 6 | 4 | 5 teams tied | 0 | Houston | 0 |
| Fumbles Recovered (118 ranked) | 90 | 10 | 2 | Louisiana Tech | 11 | UCF | 6 |
| Kickoff Return Defense (130 ranked) | 76 | 6 | 20.83 | Penn St. | 0.00 | Houston | 15.00 |
| Kickoff Returns (130 ranked) | 33 | 3 | 23.71 | Boston College | 61.00 | Cincinnati | 32.62 |
| Net Punting (130 ranked) | 111 | 10 | 36.48 | Rutgers | 46.53 | Memphis | 43.91 |
| Passes Had Intercepted (130 ranked) | 37 | 4 | 4 | 8 teams tied | 1 | Temple | 2 |
| | | | | | Navy | | 2 |
| Passes Intercepted (126 ranked) | 44 | 3 | 6 | Iowa | 16 | Cincinnati | 11 |
| Passing Offense (130 ranked) | 107 | 10 | 180.3 | Western Ky. | 448.2 | SMU | 315.8 |
| Passing Yards Allowed (130 ranked) | 113 | 8 | 275.8 | Georgia | 144.9 | Temple | 147.2 |
| Passing Yards per Completion (130 ranked) | 54 | 6 | 12.73 | Air Force | 24.04 | Navy | 16.18 |
| Punt Return Defense (130 ranked) | 94 | 7 | 10.11 | Cincinnati | -1.00 | Cincinnati | -1.00 |
| Punt Returns (130 ranked) | 16 | 3 | 14.71 | Michigan St. | 20.90 | Houston | 17.43 |
| Red Zone Defense (128 ranked) | 87 | 7 | 0.880 | Cincinnati | 0.562 | Cincinnati | 0.562 |
| Red Zone Offense (130 ranked) | 83 | 8 | 0.818 | LSU | 1.000 | Temple | 0.938 |
| | | | | TCU | 1.000 | | |
| | | | | Washington | 1.000 | | |
| Rushing Defense (130 ranked) | 126 | 11 | 226.2 | San Diego St. | 61.2 | Houston | 106.7 |
| Rushing Offense (130 ranked) | 83 | 8 | 143.5 | Air Force | 336.4 | Navy | 214.3 |
| Sacks Allowed (130 ranked) | 51 | 5 | 1.83 | SMU | 0.17 | SMU | 0.17 |
| Scoring Defense (130 ranked) | 120 | 10 | 35.3 | Georgia | 6.6 | Cincinnati | 15.8 |
| Scoring Offense (129 ranked) | 108 | 10 | 22.2 | Coastal Carolina | 48.8 | Cincinnati | 43.0 |
| Tackles for Loss Allowed (130 ranked) | 82 | 7 | 5.67 | Michigan | 2.17 | Cincinnati | 3.00 |
| Team Passing Efficiency (130 ranked) | 121 | 11 | 106.33 | Coastal Carolina | 222.78 | SMU | 171.04 |
| Team Passing Efficiency Defense (130 ranked) | 109 | 9 | 148.80 | Cincinnati | 85.99 | Cincinnati | 85.99 |
| Team Sacks (130 ranked) | 130 | 11 | 0.50 | Nevada | 4.50 | Houston | 4.17 |
| Team Tackles for Loss (130 ranked) | 128 | 11 | 3.0 | Troy | 9.0 | Houston | 7.8 |
| Time of Possession (130 ranked) | 61 | 6 | 29:46 | Army West Point | 38:11 | Navy | 34:33 |
| Total Defense (130 ranked) | 129 | 11 | 502.0 | Georgia | 208.4 | Houston | 262.7 |
| Total Offense (130 ranked) | 114 | 10 | 323.8 | Ohio St. | 563.2 | SMU | 511.0 |
| Turnover Margin (130 ranked) | 73 | 7 | 0.00 | Middle Tenn. | 1.83 | Cincinnati | 1.60 |
| Turnovers Gained (129 ranked) | 77 | 7 | 8 | Iowa | 20 | Cincinnati | 15 |
| Turnovers Lost (130 ranked) | 57 | 5 | 8 | Michigan | 2 | Temple | 5 |
| Winning Percentage (129 ranked) | 115 | 9 | 0.167 | 11 teams tied | 1.000 | Cincinnati | 1.000 |
| | | | | | SMU | | 1.000 |

NCAA/CONFERENCE RANKINGS - INDIVIDUAL

| Statistic | Player | National Rank | Conference Rank | Value | National Leader | Value | Conference Leader | Value |
|--|--|--|----------------------------------|--|--|------------|--|----------------|
| All Purpose (199 ranked) | Xavier Weaver Brian Battie | 144 152 | 15 16 | 81.00 79.33 | Jerreth Sterns, Western Ky. | 168.83 | Calvin Austin III, Memphis | 151.57 |
| Blocked Kicks (1 ranked) | | | | | 7 players tied | 2 | Mannie Nunnery, Houston | 2 |
| Combined Kick Returns (200 ranked) | Brian Battie Xavier Weaver Jimmy Horn Jr. | 41 128 155 | 3 13 14 | 251 103 81 | Alan Lamar, Arkansas St. | 582 | Jha'Quan Jackson, Tulane | 440 |
| Completion Percentage (108 ranked) | Timmy McClain | 96 | 8 | 0.547 | Grayson McCall, Coastal Carolina | 0.798 | Tanner Mordecai, SMU | 0.710 |
| Completions Per Game (100 ranked) | Timmy McClain | 100 | 8 | 10.67 | Will Rogers, Mississippi St. | 41.67 | Tanner Mordecai, SMU | 26.17 |
| Field Goal Percentage (104 ranked) | Spencer Shrader | 1 | 1 | 1.000 | 13 players tied | 1.000 | Zack Long, Tulsa Spencer Shrader, South Fla. | 1.000 1.000 |
| Field Goals Per Game (125 ranked) | Spencer Shrader | 46 | 4 | 1.17 | Cayden Camper, Colorado St. | 2.83 | Owen Daffer, East Carolina | 1.33 |
| Forced Fumbles (82 ranked) | | | | | Issiah Nixon, Texas St. | 0.67 | D'Anthony Jones, Houston | 0.60 |
| Fumbles Recovered (44 ranked) | Antonio Grier Kevin Kegler | 44 44 | 4 4 | 1 1 | Lorenzo Dantzler, UTSA Kerby Joseph, Illinois | 3 3 | Darrian Beavers, Cincinnati Quadric Bullard, UCF Josh Celiscar, UCF | 2 2 2 |
| Interceptions Per Game (124 ranked) | Dwayne Boyles Mekhi LaPointe | 35 124 | 7 12 | 0.3 0.2 | 4 players tied | 0.7 | Ja'Quan McMillian, East Carolina | 0.7 |
| Kickoff Return TDs (3 ranked) | Brian Battie | 3 | 1 | 1 | Jameson Williams, Alabama Malik Knowles, Kansas St. | 2 2 | Bryan Massey, SMU Tre Tucker, Cincinnati Brian Battie, South Fla. | 1 1 1 |
| Kickoff Returns (58 ranked) | Brian Battie | 7 | 2 | 31.4 | Justin Hall, Ball St. | 37.6 | Tre Tucker, Cincinnati | 34.1 |
| Passes Defended (21 ranked) | | | | | Ja'Quan McMillian, East Carolina | 2.7 | Ja'Quan McMillian, East Carolina | 2.7 |
| Passing Efficiency (108 ranked) | Timmy McClain | 88 | 8 | 120.8 | Grayson McCall, Coastal Carolina | 234.3 | Tanner Mordecai, SMU | 175.5 |
| Passing TDs (125 ranked) | | | | | Tanner Mordecai, SMU Bailey Zappe, Western Ky. | 26 26 | Tanner Mordecai, SMU | 26 |
| Passing Yards (129 ranked) | Timmy McClain | 100 | 8 | 929 | Brennan Armstrong, Virginia | 2,824 | Seth Henigan, Memphis | 2,153 |
| Passing Yards Per Game (130 ranked) | Timmy McClain | 96 | 8 | 154.8 | Bailey Zappe, Western Ky. | 439.2 | Tanner Mordecai, SMU | 315.5 |
| Passing Yards per Completion (108 ranked) | Timmy McClain | 9 | 2 | 14.52 | Max Bortenschlager, FIU | 19.51 | Seth Henigan, Memphis | 15.60 |
| Points Responsible For (186 ranked) | Jaren Mangham | 85 | 8 | 60 | Bailey Zappe, Western Ky. | 164 | Tanner Mordecai, SMU | 162 |
| Points Responsible For Per Game (200 ranked) | Jaren Mangham | 76 | 8 | 10.0 | Bailey Zappe, Western Ky. | 27.3 | Tanner Mordecai, SMU | 27.0 |
| Punt Return TDs (3 ranked) | | | | | Jayden Reed, Michigan St. Marcus Jones, Houston | 2 2 | Marcus Jones, Houston | 2 |
| Punt Returns (56 ranked) | | | | | Jayden Reed, Michigan St. | 23.3 | Marcus Jones, Houston | 17.4 |
| Punting (95 ranked) | Andrew Stokes | 82 | 8 | 39.8 | Matt Araiza, San Diego St. | 53.9 | Lachlan Wilson, Tulsa | 47.6 |
| Receiving TDs (158 ranked) | | | | | Jalen Cropper, Fresno St. | 10 | Calvin Austin III, Memphis | 8 |
| Receiving Yards (199 ranked) | Xavier Weaver | 102 | 7 | 380 | Jerreth Sterns, Western Ky. | 962 | Calvin Austin III, Memphis | 857 |
| Receiving Yards Per Game (200 ranked) | Xavier Weaver | 88 | 5 | 63.3 | Jerreth Sterns, Western Ky. | 160.3 | Calvin Austin III, Memphis | 122.4 |
| Receptions Per Game (200 ranked) | Xavier Weaver | 181 | 12 | 3.5 | Jerreth Sterns, Western Ky. | 11.5 | Calvin Austin III, Memphis | 7.1 |
| Rush Yards Per Carry (145 ranked) | Jaren Mangham Timmy McClain | 122 141 | 10 11 | 3.77 2.68 | TreVeyon Henderson, Ohio St. | 8.77 | Keaton Mitchell, East Carolina | 8.30 |
| Rushing TDs (137 ranked) | Jaren Mangham | 2 | 1 | 10 | Rasheen Ali, Marshall | 13 | Jerome Ford, Cincinnati Jaren Mangham, South Fla. | 10 10 |
| Rushing Yards (200 ranked) | Jaren Mangham | 180 | 16 | 264 | Kenneth Walker III, Michigan St. | 997 | Brandon Thomas, Memphis | 642 |
| Rushing Yards Per Game (200 ranked) | Jaren Mangham | 157 | 13 | 44.0 | Kenneth Walker III, Michigan St. | 142.4 | Jerome Ford, Cincinnati | 112.0 |
| Sacks (108 ranked) | | | | | Tristan Nichols, Nevada | 1.60 | D'Anthony Jones, Houston | 0.90 |
| Scoring (182 ranked) | Jaren Mangham Spencer Shrader | 10 125 | 2 13 | 10.0 6.2 | Rasheen Ali, Marshall | 12.9 | Jerome Ford, Cincinnati | 12.0 |
| Solo Tackles (33 ranked) | | | | | Nate Landman, Colorado Chad Muma, Wyoming | 7.2 7.2 | JJ Russell, Memphis | 6.9 |
| Tackles For Loss (19 ranked) | | | | | Will Anderson Jr., Alabama | 2.1 | | |
| Total Interceptions (28 ranked) | Dwayne Boyles | 28 | 3 | 2 | 6 players tied | 4 | Ja'Quan McMillian, East Carolina | 4 |
| Total Offense (200 ranked) | Timmy McClain | 83 | 8 | 185.2 | Bailey Zappe, Western Ky. | 444.2 | Tanner Mordecai, SMU | 340.7 |
| Total Points Scored (144 ranked) | Jaren Mangham Spencer Shrader | 16 138 | 1 12 | 60 37 | Rasheen Ali, Marshall | 90 | Calvin Austin III, Memphis Jerome Ford, Cincinnati Jaren Mangham, South Fla. | 60 60 60 |
| Total Tackles (500 ranked) | Vincent Davis Matthew Hill Daquan Evans Dwayne Boyles Antonio Grier Andrew Mims | 176 176 198 198 198 340 | 14 14 17 17 17 35 | 6.5 6.5 6.3 6.3 6.3 5.3 | Damone Clark, LSU | 11.3 | JJ Russell, Memphis | 11.0 |
| Total Touchdowns (104 ranked) | Jaren Mangham | 8 | 1 | 10 | Rasheen Ali, Marshall | 15 | Calvin Austin III, Memphis Jerome Ford, Cincinnati Jaren Mangham, South Fla. | 10 10 10 |
| Yards per Pass Attempt (108 ranked) | Timmy McClain | 49 | 5 | 7.94 | Grayson McCall, Coastal Carolina | 13.56 | Seth Henigan, Memphis | 9.48 |
| Yards per Reception (200 ranked) | Xavier Weaver | 42 | 4 | 18.10 | Tyrese Chambers, FIU | 33.60 | Alec Pierce, Cincinnati | 19.56 |

WIDE RECEIVERS/TIGHT ENDS

#4 WR OMARION DOLLISON

| | |
|-----------------------------|------------------------------------|
| Receptions..... | 6, vs. Tulsa (10/23/20) |
| Receiving Yards..... | 64, at Temple (10/17/20) |
| Long Reception..... | 51, vs. ECU (10/10/20) |
| Receiving TDs..... | 1, at Houston (11/14/20) |
| Rushes..... | 1, (2X), last at Temple (10/17/20) |
| Rushing Yards..... | 19 vs. The Citadel (9/12/20) |
| Long Rush..... | 19 vs. The Citadel (9/12/20) |
| Punt Return Yards..... | 0, vs. The Citadel (9/12/20) |
| Punt Return Average..... | 0, vs. The Citadel (9/12/20) |
| Long Punt Return..... | 0, vs. The Citadel (9/12/20) |
| Punt Return TDs..... | 1, vs. The Citadel (9/12/20) |
| Long Kickoff Return..... | 19, at Houston (11/14/20) |
| Kickoff Return Yards..... | 34, at Houston (11/14/20) |
| Kickoff Return Average..... | 17.0, at Houston (11/14/20) |

#5 WR JIMMY HORN JR.

| | |
|----------------------|-----------------------|
| Receptions..... | 5, at SMU (10/2/21) |
| Receiving Yards..... | 102, at SMU (10/2/21) |
| Long Reception..... | 37, at SMU (10/2/21) |

#7 WR SINCERE BROWN

| | |
|----------------------|-------------------------------|
| Receptions..... | 1, vs. The Citadel (9/12/20) |
| Receiving Yards..... | 19, vs. The Citadel (9/12/20) |
| Long..... | 19, vs. The Citadel (9/12/20) |

#8 WR LATRELL WILLIAMS

| | |
|----------------------|------------------------|
| Receptions..... | 8, vs. ECU (10/10/20) |
| Receiving Yards..... | 93, vs. ECU (10/10/20) |
| Long Reception..... | 40, vs. FAMU (9/18/21) |
| Receiving TDs..... | 0 |

#10 WR XAVIER WEAVER

| | |
|----------------------|--------------------------------------|
| Receptions..... | 5, (2x), last at BYU (9/25/21) |
| Receiving Yards..... | 77, vs. FAMU (9/18/21) |
| Long..... | 44, (2x), last vs. Florida (9/11/21) |
| Rushes..... | 1, at BYU (9/25/21) |
| Rushing Yards..... | 3, at BYU (9/25/21) |
| Long Rush..... | 3, at BYU (9/25/21) |
| Rushing TDs..... | 1, at BYU (9/25/21) |

#11 WR YUSUF TERRY

| | |
|----------------------|------------------------|
| Receptions..... | 6, vs. TCU (10/31/20) |
| Receiving Yards..... | 69, vs. TCU (10/31/20) |
| Long..... | 27, vs. TCU (10/31/20) |

#18 WR DEMARCUS GREGORY

| | |
|----------------------|------------------------|
| Receptions..... | 6, vs. Cal (9/21/19) |
| Receiving Yards..... | 127, vs. Cal (9/21/19) |
| Long..... | 41, vs. Cal (9/21/19) |

#19 WR BRYCE MILLER

| | |
|----------------------|------------------------------|
| Receptions..... | 11, vs. UCF (11/27/20) |
| Receiving Yards..... | 121, vs. UCF (11/27/20) |
| Long..... | 37, vs. SMU (9/27/19) |
| Receiving TD..... | 2X, last vs. UCF (11/27/20) |
| Rushes..... | 1, vs. The Citadel (9/12/20) |
| Rushing Yards..... | 4, vs. The Citadel (9/12/20) |
| Long Rush..... | 4, vs. The Citadel (9/12/20) |

#38 WR SEAN ATKINS

| | |
|----------------------|-------------------------------------|
| Receptions..... | 2, (2x), last vs. Florida (9/11/21) |
| Receiving Yards..... | 34, vs. Florida (9/11/21) |
| Long..... | 23, vs. Florida (9/11/21) |
| Receiving TD..... | 0 |

#81 WR GARRET REYNOLDS

| | |
|----------------------|---|
| Receptions..... | - |
| Receiving Yards..... | - |
| Long Reception..... | - |

#88 TE CHRIS CARTER

| | |
|----------------------|----------------------------|
| Receptions..... | 2, at Cincinnati (10/3/20) |
| Receiving Yards..... | 12, at Houston (11/14/20) |
| Long Reception..... | 12, at Houston (11/14/20) |

#89 TE MITCHELL BRINKMAN

| | |
|----------------------|------------------------------------|
| Receptions..... | 5, at Ohio (10/12/19) |
| Receiving Yards..... | 100, at Ohio (10/12/19) |
| Long Reception..... | 48, at Ohio (10/12/19) |
| Receiving TDs..... | 1, (6X), last at Memphis (11/7/20) |

QUARTERBACKS

#1 QB JARREN WILLIAMS

| | |
|--------------------|----------------------------------|
| Completions..... | 30, at North Carolina (9/7/19) |
| Attempts..... | 39, at North Carolina (9/7/19) |
| Passing Yards..... | 313, vs. Florida State (11/2/19) |
| Long Pass..... | 67, vs. Louisville (11/9/19) |
| Passing TDs..... | 6, vs. Louisville (11/9/19) |
| Rushes..... | - |
| Rushing Yards..... | - |
| Long Rush..... | - |
| Rushing TDs..... | - |
| Total Yards..... | - |

#6 QB CADE FORTIN

| | |
|--------------------|----------------------------------|
| Completions..... | 19, vs. NC State (11/24/18) |
| Attempts..... | 40, vs. NC State (11/24/18) |
| Passing Yards..... | 276, vs. NC State (11/24/18) |
| Long Pass..... | 51, vs. NC State (11/24/18) |
| Passing TDs..... | 1, vs. NC State (11/24/18) |
| Rushes..... | 7, vs. NC State (11/24/18) |
| Rushing Yards..... | 44, vs. Virginia Tech (10/13/18) |
| Long Rush..... | 40, vs. Virginia Tech (10/13/18) |
| Rushing TDs..... | 1, vs. NC State (11/24/18) |
| Total Yards..... | 291, vs. NC State (11/24/18) |

#9 QB TIMMY MCCLAIN

| | |
|--------------------|-------------------------------------|
| Completions..... | 17, at BYU (9/25/21) |
| Attempts..... | 24, at BYU (9/25/21) |
| Passing Yards..... | 223, at SMU (10/2/21) |
| Long Pass..... | 44, (2x) last vs. Florida (9/11/21) |
| Passing TDs..... | 1, vs. FAMU (9/18/21) |
| Rushes..... | 15, at BYU (9/25/21) |
| Rushing Yards..... | 55, at BYU (9/25/21) |
| Long Rush..... | 27, vs. FAMU (9/18/21) |
| Rushing TDs..... | 1, vs. Tulsa (10/16/21) |
| Total Yards..... | 248, at SMU (10/2/21) |

#12 QB KATRAVIS MARSH

| | |
|--------------------|-----------------------------|
| Completions..... | 6, at Cincinnati (10/3/20) |
| Attempts..... | 13, at Cincinnati (10/3/20) |
| Passing Yards..... | 39, at Cincinnati (10/3/20) |
| Long Pass..... | 21, at Cincinnati (10/3/20) |
| Passing TDs..... | 0 |
| Rushes..... | 2, at Houston (11/14/20) |
| Rushing Yards..... | 2, at Cincinnati (10/3/20) |
| Long Rush..... | 2, at Cincinnati (10/3/20) |
| Rushing TDs..... | 0 |
| Total Yards..... | 41, at Cincinnati (10/3/20) |

RUNNING BACKS

#0 RB JARREN MANGHAM

| | |
|----------------------|--------------------------------|
| Rushes..... | 26, at BYU (9/25/21) |
| Rushing Yards..... | 86, at BYU (9/25/21) |
| Long Rush..... | 19, vs. Air Force (9/14/19) |
| Rushings TDs..... | 3, vs. FAMU (9/18/21) |
| Receptions..... | 1, (2x), last at BYU (9/25/21) |
| Receiving Yards..... | 14, at BYU (9/25/21) |
| Long Reception..... | 14, at BYU (9/25/21) |

#2 RB DARRIAN FELIX

| | |
|----------------------|-----------------------------------|
| Rushes..... | 13, vs. Florida (9/11/21) |
| Rushing Yards..... | 80, vs. Nevada (9/7/19) |
| Long Rush..... | 62, vs. Nevada (9/7/19) |
| Rushings TDs..... | 1, (3X), last vs. Nevada (9/7/19) |
| Receptions..... | 3, vs. Florida (9/11/21) |
| Receiving Yards..... | 30, at USC (11/2/19) |
| Long Reception..... | 27, at USC (11/2/19) |

#3 RB KELLEY JOINER

| | |
|----------------------|------------------------------------|
| Rushes..... | 14, vs. UCF (11/27/20) |
| Rushing Yards..... | 116, vs. UCF (11/27/20) |
| Long Rush..... | 51, vs. SC State (9/14/19) |
| Rushings TDs..... | 1, vs. The Citadel (9/12/20) |
| Receptions..... | 3, (2X), last at Memphis (11/7/20) |
| Receiving Yards..... | 78, at Memphis (11/7/20) |
| Receiving TDs..... | 1, at Memphis (11/7/20) |
| Long Reception..... | 75, at Memphis (11/7/20) |

#21 RB BRIAN BATTIE

| | |
|-----------------------------|--------------------------------|
| Rushes..... | 15, vs. UCF (11/27/20) |
| Rushing Yards..... | 110, vs. FAMU (9/18/21) |
| Long..... | 42, vs. FAMU (9/18/21) |
| Rushing TD..... | 1, vs. UCF (11/27/20) |
| Long Kickoff Return..... | 100, vs. Tulsa (10/16/21) |
| Kickoff Return TDs..... | 1, vs. Tulsa (10/16/21) |
| Kickoff Return Yards..... | 127, vs. Tulsa (10/16/21) |
| Kickoff Return Average..... | 63.5, vs. Tulsa (10/16/21) |
| Receptions..... | 2, (2x), last at BYU (9/25/21) |
| Receiving Yards..... | 27, at Houston (11/14/20) |
| Long Reception..... | 16, at Houston (11/14/20) |

#27 RB LEONARD PARKER

| | |
|----------------------|-------------------------------------|
| Rushes..... | 7, (2X), last at Houston (11/14/20) |
| Rushing Yards..... | 51, at Cincinnati (10/3/20) |
| Long..... | 27, at Cincinnati (10/3/20) |
| Rushing TD..... | 1, (2X), last at Houston (11/14/20) |
| Receptions..... | 1, at Memphis (11/7/20) |
| Receiving Yards..... | 12, at Memphis (11/7/20) |
| Long Reception..... | 12, at Memphis (11/7/20) |

SPECIALISTS

#28 K JARED SACKETT

| | |
|----------------------|---|
| Field Goals..... | 3, (4X), last vs. Texas State (9/22/18) |
| Long Field Goal..... | 51, vs. UTEP (9/29/18) |
| Points..... | 14, vs. Texas State (9/23/17) |
| PAT..... | 6, vs. Southern (9/16/17) |
| FG Streak..... | 9, (9/16/18-10/14/18) |

#32 K SPENCER SHRADER

| | |
|----------------------|-------------------------------------|
| Field Goals..... | 4, at Memphis (11/7/20) |
| Long Field Goal..... | 49, (2x), last vs. FAMU (9/18/21) |
| Points..... | 13, at Memphis (11/7/20) |
| PAT..... | 6-of-6, at East Carolina (11/26/19) |
| TD..... | 1, at UConn (10/5/19) |
| Tackles..... | 1, vs. ECU (10/10/20) |
| Receptions..... | 1, vs. Tulsa (10/16/21) |
| Receiving Yards..... | 7, vs. Tulsa (10/16/21) |

#25 P KENNY SCRIBNER

| | |
|--------------------|---------------------------|
| Punts..... | 6, at Temple (10/17/20) |
| Yards..... | 224, at Temple (10/17/20) |
| Avg..... | 41.5, vs. ECU (10/10/20) |
| Long..... | 59, at Temple (10/17/20) |
| Completions..... | 1, vs. Tulsa (10/16/21) |
| Attempts..... | 1, vs. Tulsa (10/16/21) |
| Passing Yards..... | 7, vs. Tulsa (10/16/21) |

#36 P ANDREW STOKES

| | |
|----------------|---------------------------|
| Punts..... | 8, at NC State (9/2/21) |
| Yards..... | 361, at NC State (9/2/21) |
| Avg..... | 48.0, at BYU (9/25/21) |
| Long..... | 66, at NC State (9/2/21) |
| Inside 20..... | 2, vs. Tulsa (10/16/21) |
| Tackles..... | 1, at BYU (9/25/21) |

DEFENSIVE BACKS

#0 DB DAQUAN EVANS

Tackles.....8, (2x), last vs. Tulsa (10/16/21)
 INT.....1, (4X), at Memphis (11/7/20)
 PBU.....1, (3x), last vs. Tulsa (10/16/21)
 TFL.....1, at SMU (10/2/21)

#1 DB MATTHEW HILL

Tackles.....11, at SMU (10/2/21)
 TFL.....
 Sacks.....
 INT.....1, at NC State (9/2/21)
 PBU.....1, at SMU (10/2/21)
 FF.....
 FR.....1, Alabama State (9/8/18)

#2 DB TJ ROBINSON

Tackles.....4, (2x), last vs. Florida (9/11/21)
 TFL.....
 Sacks.....
 INT.....
 PBU.....1, (2x), last vs. Tulsa (10/16/21)
 FF.....

#3 DB VINCENT DAVIS

Tackles.....13, vs. Tulsa (10/16/21)
 TFLs.....2.0, vs. Tulsa (10/16/21)
 INT.....1, vs. South Carolina State (9/14/19)
 PBU.....1, (several), last at NC State (9/2/21)
 FF.....2, at UMass (10/6/18)
 FR.....1, (2X), last vs. BYU (10/12/19)

#4 DB CHRISTIAN WILLIAMS

Tackles.....3, at NC State (9/2/21)
 TFL.....
 Sacks.....
 INT.....
 PBU.....1, vs. Bethune-Cookman (9/14/19)
 FR.....

#7 DB WILL JONES

Tackles.....5, vs. TCU (10/10/20)
 TFL.....
 Sacks.....
 INT.....1, vs. Arkansas State (9/12/20)
 PBU.....
 FR.....
 Blocked Punt.....1, vs. Arkansas State (9/12/20)

#8 S CHRISTOPHER TOWNSEL

Tackles.....11, at Houston (11/14/20)
 TFL.....1.0, (2x), last at Memphis (11/7/20)
 INT.....1, at Cincinnati (10/3/20)
 PBU.....1, at Memphis (11/7/20)

#15 S JAYDEN CURRY

Tackles.....5, vs. Florida (9/11/21)
 PBU.....1, vs. Florida (9/11/21)

#16 DB BROCK NICHOLS

Tackles.....6, vs. ECU (10/10/20)
 INT.....1, (3X), last vs. Florida (9/11/21)
 FR.....1, vs. The Citadel (9/12/20)
 PBU.....1, vs. Florida (9/11/21)

#19 DB JALEN HERRING

Tackles.....1, at BYU (9/25/21)
 INT.....
 FR.....

#21 DB JAELEN STOKES

Tackles.....1, (3x), last at BYU (9/25/21)
 INT.....
 FR.....

#22 DB MEKHI LaPOINTE

Tackles.....11, vs. UConn (10/20/18)
 TFL.....2.0, at Tulsa (10/12/18)
 INT.....1, (4X) last vs. Florida (9/11/21)
 PBU.....1, (5X), at SMU (10/2/21)

#33 DB TIMARCUS SIMPSON

Tackles.....1, at BYU (9/25/21)

DEFENSIVE LINE

#10 DT KEVIN KEGLER

Tackles.....6, at Tulsa (10/12/18)
 TLF.....2.5, at Georgia Tech (9/7/19)
 Sacks.....1.5, at Illinois (9/15/18)
 FR.....1, (2x), last vs. FAMU (9/18/21)
 QBH.....1, at SMU (10/2/21)

#13 DE TRAMEL LOGAN

Tackles.....2, vs. FAMU (9/18/21)
 Sacks.....1.0, at Memphis (11/7/20)
 TFL.....1.0, at Memphis (11/7/20)
 PBU.....1, (3x), last vs. Tulsa (10/16/21)
 INT.....
 FR.....

#17 DT BLAKE GREEN

Tackles.....5, vs. The Citadel (9/12/20)
 TFL.....2.0, vs. Florida (9/11/21)
 Sacks.....1.0, vs. Florida (9/11/21)
 FF.....1, vs. FAMU (9/18/21)

#23 DT THAD MANGUM

Tackles.....7, (2X), last at Furman (10/13/18)
 TLF.....2.0, at Gardner-Webb (9/29/18)
 Sacks.....2.0, at Gardner-Webb (9/29/18)
 FR.....1, (3X), last at Cincinnati (10/3/20)
 FF.....1, at Notre Dame (9/19/20)

#40 DE JASON VAUGHN

Tackles.....6, at Notre Dame (9/19/20)
 TFL.....1, (4X), last at SMU (10/2/21)
 Sacks.....0.5, vs. FAMU (9/18/21)
 FF.....1, vs. Tulsa (10/16/21)

#45 DE DARRIEN GRANT

Tackles.....3 (2X), last at NC State (9/2/21)
 TFLs.....1.0, vs. Temple (11/7/19)
 Block FG.....1, at BYU (9/25/21)

#51 DE STACY KIRBY

Tackles.....3, at Navy (10/19/19)
 TFL.....0.5, at Navy (10/19/19)
 INT.....1, vs. SMU (9/28/19)

#91 DT RASHAWN YATES

Tackles.....5, at Cincinnati (10/3/20)
 Sacks.....1.0, (5X), last vs. UCF (11/27/20)
 TFL.....2.0, at Georgia Tech (9/7/19)
 FF.....1, vs. The Citadel (9/12/20)
 QBH.....1, at Houston (11/14/20)

#93 DT TYRONE BARBER

Tackles.....4, (4X), last vs. Temple (11/7/19)
 TFL.....1, (3X), last vs. Temple (11/7/19)
 Sacks.....1.0, (2X), last at Tulsa (10/12/18)

#96 DT KELVIN PINKNEY

Tackles.....6, (2x) last at Tulsa (10/12/18)
 TFL.....1.5, at Illinois (9/15/18)
 Sacks.....1.5, at Illinois (9/15/18)
 Blocked Kick.....1 (PAT), at San Jose State (9/26/17)
 PBU.....1, at Houston (11/14/20)

#99 DE RYAN THAXTON

Tackles.....3, vs. Wisconsin (8/30/19)
 PBU.....1, vs. FAMU (9/18/21)

LINEBACKERS

#5 LB ANTONIO GRIER, JR.

Tackles.....11, at UCF (11/29/19)
 TFL.....2.5, at UConn (10/5/19)
 Sacks.....2.0, vs. BYU (10/12/19)
 FF.....1, (4X) last vs. Tulsa (10/16/21)
 FR.....1, (2x) last vs. Tulsa (10/16/21)
 Def TD.....1, vs. Tulsa (10/16/21)
 INT.....1, vs. Tulsa (10/16/21)
 PBU.....1, at East Carolina (10/26/19)
 QBH.....1, at BYU (9/25/21)

#9 DAVON HICKS

Tackles.....0
 TFL.....0
 Sacks.....0
 FR.....0
 INT.....0

#11 LB DWAYNE BOYLES, JR.

Tackles.....13, vs. UCF (11/27/20)
 Sack.....1, (2X), last vs. Temple (11/7/19)
 TFL.....3.0, (2X) last vs. The Citadel (9/12/20)
 INT.....1, (3x), last vs. Tulsa (10/16/21)
 PBU.....1, (7X), last vs. FAMU (9/18/21)
 FR.....1, vs. Tulane (11/3/18)
 Blocked Kick.....1 (FG), at Temple (10/17/20)

#20 LB DEMAUREZ BELLAMY

Tackles.....7, vs. SMU (9/28/19)
 TFL.....2.0, vs. FAMU (9/18/21)
 Sacks.....1.0, vs. South Carolina State (9/14/19)
 FF.....1, at UConn (10/5/19)
 PBU.....2, at SMU (10/2/21)
 QBH.....1, (2X), last vs. FAMU (9/18/21)

#24 LB MAC HARRIS

Tackles.....8, at Cincinnati (10/3/20)
 INT.....1, at Cincinnati (10/3/20)

#26 LB KEYON HELTON

Tackles.....2, at Cincinnati (10/3/20)
 QBH.....1, at Houston (11/14/20)

#29 LB BRIAN NORRIS

Tackles.....11, at Cincinnati (10/3/20)
 TFL.....1, vs. South Carolina State (9/14/19)
 Sacks.....1.0, vs. South Carolina State (9/14/19)
 FF.....1, vs. South Carolina State (9/14/19)

#38 LB RANDAL COPELAND

Tackles.....0
 TFL.....0
 Sacks.....0
 FR.....0
 INT.....0

#59 LB ANDREW MIMS

Tackles.....14, at NC State (9/2/21)
 TFL.....1.0, (5X), last at Houston (11/14/20)
 Sack.....1, 2X, last vs. UCF (11/27/20)
 FF.....1, vs. South Carolina State (9/14/19)

THE LAST TIME - TEAM

| | USF | OPPONENT |
|---|--|-----------------------------------|
| | RUSHING | |
| Team had 400-499 yards: | 432, vs. Tulane, 11/3/18 | 434, at Navy, 10/19/10 |
| Team had 300-399 yards: | 302, vs. The Citadel, 9/12/20 | 363, vs. Florida, 9/11/21 |
| Team had 200-299 yards: | 241, vs. FAMU, 9/18/21 | 269, vs. Tulsa 10/16/21 |
| Had 51-100 yards: | 113, vs. Tulsa 10/16/21 | 162, at SMU, 10/2/21 |
| Had less than 50 yards: | 26, vs. Wisconsin, 8/30/19 | -4, Temple, 9/21/17 |
| Team had 70 or more attempts: | 81, at Houston, 10/27/18 | 89, at Houston, 10/27/18 |
| Team had 60 or more attempts: | 63, Temple, 9/21/17 | 69, at Navy, 10/31/15 |
| Team had 50-59 attempts: | 55, at Tulane, 10/28/17 | 58, vs. Memphis, 11/23/19 |
| Team had fewer than 25 attempts: | 23, vs. Wisconsin, 8/30/19 | 15, Illinois, 9/15/17 |
| Team had five or more rushing touchdowns: | 5, at UMass 10/6/18 | 6, at Notre Dame, 9/19/20 |
| Team had at least three rushing touchdowns: | 3, at BYU, 9/25/21 | 3, vs. Florida, 9/11/21 |
| Team had 0 rushing touchdowns: | at NC State, 9/2/21 | at Memphis, 11/7/20 |
| | PASSING | |
| Had 500+ yards passing: | 503, at UCF, 11/24/17 | |
| Had 400-499 yards passing: | 404, vs. UCF, 11/27/20 | 437, at Memphis, 11/7/20 |
| Had 300-399 yards passing: | 306, vs. ECU, 10/10/20 | 301, at SMU, 10/2/21 |
| Had less than 100 yards passing: | 44, vs. Memphis, 11/23/19 | 84, vs. The Citadel, 9/12/20 |
| Team had less than 50 yards passing: | 44, vs. Memphis, 11/23/19 | 23, at Navy, 10/19/10 |
| Had 50 or more attempts: | 50, vs. Ball State, 9/10/11 | 50, at Memphis, 11/7/20 |
| Had 40-49 attempts: | 47, vs. UCF 11/27/20 | 42, at SMU, 10/2/21 |
| Had less than 20 attempts: | 19, vs. Memphis, 11/23/19 | 18, vs. The Citadel, 9/12/20 |
| Had less than 10 attempts: | Never (record-low 10 vs. Louisville, 9/24/05) | 4, at Navy, 10/19/10 |
| Had 30 or more completions: | 32, vs. UCF, 11/27/20 | 30, at Memphis, 11/7/20 |
| Had less than 10 completions: | 6, vs. Memphis, 11/23/19 | 4, vs. The Citadel, 9/12/20 |
| Team had less than five completions: | 3, at Louisville, 10/22/04 | 4, vs. The Citadel, 9/12/20 |
| Had five touchdown passes: | vs. Cincinnati, 11/20/15 | at Houston, 10/27/18 |
| Had four touchdown passes: | vs. UCF, 11/27/20 | at SMU, 10/2/21 |
| Had zero touchdown passes: | at BYU, 9/25/21 | at Notre Dame, 9/19/20 |
| Had five passes intercepted: | at Cincinnati, 10/3/20 | at Syracuse, 10/3/09 |
| Had four passes intercepted: | at Cincinnati, 10/3/20 (5) | Temple, 9/21/17 |
| Had three passes intercepted: | at NC State, 9/2/21 (3) | at Cincinnati, 10/3/20 |
| Did not throw an interception: | at SMU, 10/2/21 | at BYU, 9/25/21 |
| | TOTAL OFFENSE | |
| Had 700 or more yards: | 745, vs. Florida A&M, 9/17/11 | Never |
| Had 600 or more yards: | 646, vs. UCF, 11/27/20 | 666, vs. Florida, 9/11/21 |
| Had 500 or more yards: | 646, vs. UCF, 11/27/20 | 535, vs. Tulsa 10/16/21 |
| Had 200 yards or less: | 170, vs. Memphis, 11/23/19 | 182, Florida A&M, 9/5/15 |
| Had 100 yards or less: | Never | 85, vs. Temple 9/21/17 |
| Ran 100 or more plays: | 101, at San Jose State, 8/26/17 | |
| Ran 90 or more plays: | 93, vs. UCF, 11/27/20 | 96, vs. ECU, 9/22/18 |
| Ran 85 or more plays: | 93, vs. UCF, 11/27/20 | 88, vs. Tulsa 10/16/21 |
| Ran 55 or fewer plays: | 50, vs. Memphis, 11/23/19 | 55, Illinois, 9/15/17 |
| | SCORING | |
| Scored 80 or more points: | 80, vs. Kentucky Wesleyan, 9/6/97 | Never |
| Scored 70-79 points: | 70, vs. Florida A&M, 9/17/11 | Never |
| Scored 60-69 points: | 61, at ECU 9/30/17 (Road game Record) | Never |
| Scored 50-59 points: | 55, vs. SC State, 9/14/19 | 58, vs. UCF, 11/27/20 |
| Scored 40-49 points: | 46, vs. UCF, 11/27/20 | 41, at SMU, 10/2/21 |
| Scored less than 10 points: | 0, at NC State 9/2/21 | 6, vs. The Citadel, 9/12/20 |
| Failed to score points: | 0, at NC State 9/2/21 | 0, Charleston Southern, 9/19/09 |
| Won by 45 points or more: | 48, vs. Florida A&M, 9/5/15 | 45, at NC State 9/2/21 |
| Won by 30-44 points: | 39, vs. SC State, 9/14/19 | 35, at Houston, 11/14/20 |
| Won by 20-29 points: | 21, vs. FAMU, 9/18/21 | 24, at SMU, 10/2/21 |
| Scored on the first drive of the game: | FG, vs. Tulsa 10/16/21 | TD, at SMU, 10/2/21 |
| Scoring drive of 15 or more plays: | 19 (TD), at BYU, 9/25/21 | 15 (FG), vs. Tulsa 10/16/21 |
| Recorded a safety: | at Houston, 10/27/18 | at Temple, 10/21/16 |
| Scored on a blocked field goal attempt: | Nate Godwin (75), vs. Cincinnati, 10/5/13 | A. Contressa, Stony Brook, 9/2/17 |
| Scored on a blocked PAT attempt: | (Never) | Nate Hobbs, Illinois, 9/15/17 |
| Scored a 2-point conversion: | at Illinois (Barnett to St. Felix pass), 9/15/18 | Illinois, 9/15/17 |

THE LAST TIME - TEAM

| | USF | OPPONENT |
|--|----------------------------------|--------------------------------------|
| | TURNOVERS | |
| Team lost five or more turnovers: | (5) at Cincinnati, 10/3/20 | (8) vs. SC State, 9/14/19 |
| Team lost four turnovers: | vs. UConn, 10/15/16 | (4) at Cincinnati, 10/3/20 |
| Team lost three fumbles: | at Temple, 10/17/20 | vs. S.C. (Birmingham Bowl), 12/29/16 |
| Threw four or more interceptions: | 5, at Cincinnati, 10/3/20 | (4) vs. Temple, 9/21/17 |
| Team did not commit a turnover: | at Memphis, 11/7/20 | vs. East Carolina, 10/10/20 |
| Team recovered an on-side kick: | at Pittsburgh, 9/8/01 | vs. UCF, 11/26/16 |
| Lost a game and did not commit a turnover: | at Memphis, 11/7/20 | vs. Tulsa, 11/16/17 |
| | DEFENSE | |
| Team recorded seven sacks: | vs. UConn, 10/15/11 | 9, vs. Temple, 11/9/19 |
| Team recorded six sacks: | vs. BYU, 10/12/19 | vs. ECU, 9/22/18 |
| Team recorded five sacks: | at UConn 10/5/19 | vs. UCF, 11/27/20 |
| Team recorded 10 or more tackles for loss | 13.0, vs. BYU, 10/12/19 | 13.0, vs. East Carolina, 10/10/20 |
| Team recorded five or more pass break-ups: | 5, at SMU, 10/2/21 | 8, at Houston, 11/14/20 |
| | SPECIAL TEAMS | |
| Returned a punt for a touchdown: | vs. The Citadel, 9/12/20 | at Houston, 11/14/20 |
| Returned a blocked punt for a touchdown: | vs. Florida A&M, 9/17/11 | at Notre Dame (9/19/20) |
| Returned a kickoff for a touchdown: | vs. Tulsa 10/16/21 | at Cincinnati, 10/3/20 |
| Blocked a punt: | vs. Florida State, 9/29/12 | at Notre Dame (9/19/20) |
| Punted 10 or more times: | 10, at Cincinnati, 11/10/18 | 10, Temple, 9/21/17 |
| Did not record a punt: | vs. Charleston Southern, 9/19/09 | at Pittsburgh, 10/24/09 |
| Blocked a field goal: | at BYU, 9/25/21 | at Tulane, 10/21/17 |
| Blocked a PAT: | vs. UConn, 10/20/18 | at Cincinnati, 11/10/18 |
| Team recovered an on-side kick: | at Pittsburgh, 9/8/01 | vs. UCF, 11/26/16 |
| Made five or more field goals: | 5, vs. Temple, 9/21/17 | Never |
| Made four or more field goals: | 4, at Memphis, 11/7/20 | 4, at Illinois, 9/15/18 |
| | MISCELLANEOUS | |
| Had 30 or more first downs: | 38, vs. UCF, 11/27/20 | 31, vs. Tulsa 10/16/21 |
| Had 10 or fewer first downs: | 5, vs. Memphis, 11/23/19 | 6, Temple, 9/21/17 |
| Had 15 or more penalties: | 16, Illinois, 9/15/17 | 15, Illinois, 9/15/17 |
| Had no penalties: | Never | Never |
| Had 100 or more penalty yards: | 111, at Temple, 10/17/20 | 112, at UCF, 11/29/19 |
| Had less than 25 penalty yards: | 21 at Houston, 11/14/20 | 5, vs. SC State, 9/14/19 |
| Had 35 minutes or more of possession time: | 35:37, at BYU, 9/25/21 | 35:36, vs. East Carolina, 10/10/20 |

THE LAST TIME - INDIVIDUAL

| | USF | OPPONENT |
|--|--|---|
| | RUSHING | |
| Rushed at least 25 times: | Jaren Mangham (26), at BYU, 9/25/21 | Greg McCrae (25), vs. UCF, 11/27/20 |
| Rushed at least 30 times: | Marlon Mack (31), vs. UConn, 9/19/14 | D. Brewer (34), vs. Tulsa, 11/16/17 |
| Rushed for 100 yards: | Brian Battie (110), vs. FAMU 9/18/21 | Anthony Richardson (115) vs. Florida, 9/11/21 |
| Multiple players rushed for 100 yards: | Johnny Ford (164), Jordan Cronkrite (103) vs. UConn, 10/20/18 | Shamari Brooks (145) & Deneric Prince (110) vs. Tulsa, 10/16/21 |
| Rushed for 150 yards: | Jordan Cronkrite (158), vs. BYU, 10/12/19 | Zonovan Knight (163) at NC State, 9/2/21 |
| Rushed for 200 yards: | Quinton Flowers (210), at Memphis, 11/12/16 | R. Armstead (210), at Temple, 10/21/16 |
| Rushed for 300 yards: | Jordan Cronkrite (302), at UMass, 10/6/18 | |
| USF player rushed for 200 yards in consecutive games | Dyral McMillan (258) vs. New Haven, 11/6/99; (221) vs. Hofstra, 11/13/99 | |
| Scored on a run of 50 yards or more: | Jordan Cronkrite (66) at Tulsa, 10/12/18 | Anthony Richardson (80), vs. Florida, 9/11/21 |
| Scored on a run of 70 yards or more: | Jordan Cronkrite (77, 76), at UMass 10/6/18 | Anthony Richardson (80), vs. Florida, 9/11/21 |
| | PASSING | |
| Player attempted 60+ passes: | Marquel Blackwell (61), at Memphis, 9/22/01 | Troy Mitchell (66), vs. Western Carolina, 8/30/14 |
| Player attempted 50-59 passes: | Matt Grothe (54), vs. Cincinnati, 11/3/07 | Brady White (50), at Memphis, 11/7/20 |
| Player attempted 40-49 passes: | Jordan McCloud (46), vs. UCF, 11/27/20 | Tanner Mordecai (42) at SMU, 10/2/21 |
| Player completed 30-39 passes: | Jordan McCloud (32), vs. UCF, 11/27/20 | Brady White (30) at Memphis, 11/7/20 |
| Player completed 25-29 passes: | Blake Barnett (29), vs. Tulane, 11/3/18 | Tanner Mordecai (29) at SMU, 10/2/21 |
| Player passed for more than 400 yards: | Jordan McCloud (404), vs. UCF, 11/27/20 | Brady White (437) at Memphis, 11/7/20 |
| Player passed for more than 300 yards: | Jordan McCloud (404), vs. UCF, 11/27/20 | Tanner Mordecai (301) at SMU, 10/2/21 |
| Player threw five touchdowns: | Marquel Blackwell (5), at East Carolina, 10/19/02 | D'Eriq King (5), at Houston, 10/27/18 |
| Player threw four touchdowns: | Jordan McCloud (4), vs. UCF, 11/27/20 | Tanner Mordecai (4) at SMU, 10/2/21 |
| Player threw three touchdowns: | Jordan McCloud (4), vs. UCF, 11/27/20 | Baylor Romney (3), at BYU, 9/25/21 |
| Player threw a TD of 70 yards or more: | Noah Johnson-Kelley Joiner (75) at Memphis, 11/7/20 | Anthony Richardson (75), vs. Florida, 9/11/21 |
| Player threw a TD of 60-70 yards or more: | Blake Barnett-Darnell Salomon (66), vs. ECU, 9/22/18 | Brady White-Calvin Austin (65) at Memphis, 11/7/20 |
| Player threw a TD of 50-60 yards or more: | Quinton Flowers-T. McCants (54), vs. Stony Brook, 9/2/17 | Brady White to K. Jones (50), vs. Memphis, 11/23/19 |
| | RECEIVING | |
| Player caught 10 passes: | Bryce Miller (11), vs. UCF, 11/27/20 | Xavier Smith (15), vs. FAMU 9/18/21 |
| Player had 100 receiving yards: | Jimmy Horn, Jr. (102), at SMU, 10/2/21 | Xavier Smith (139), vs. FAMU 9/18/21 |
| USF player with three straight 100-yard games: | Andre Davis (113), vs. SMU, 11/26/13; (110) vs. Memphis, 11/16/13; (134), vs. Houston, 10/31/13 | |
| | TOTAL OFFENSE | |
| Player had 600-plus yards: | Quinton Flowers (605), at UCF, 11/24/17 | |
| Player had 400-600 yards: | Jordan McCloud (411), vs. UCF, 11/27/20 | Brady White (451) at Memphis, 11/7/20 |
| QB Had 100+ yards RUSHING & 400+ PASSING: | Quinton Flowers, 102 rush, 503 pass, at UCF, 11/24/17 | D'Eriq King, 134 rush, 419 pass, at Houston, 10/27/18 |
| QB had 100+ yards RUSHING & 200-400 PASSING: | Quinton Flowers, 106 rush, 311 pass, vs. Texas Tech, 12/23/17 | Will Worth, 129 rush, 299 pass, vs. Navy, 10/28/16 |
| | DEFENSE | |
| Player intercepted three or more passes: | J.R. Reed (3), at Memphis, 11/29/03 | Bobby McCain (3), vs. Memphis, 11/16/13 |
| Player intercepted two or more passes: | Deatrick Nichols (2), vs. Temple, 9/21/17 | Rodney Clemons (2), vs. SMU, 9/28/19 |
| Player recovered two or more fumbles: | Greg Reaves (2), vs. SC State, 9/14/19 | Jacob Martin (2), vs. Temple, 9/21/17 |
| Player recorded four or more sacks: | George Selvie (4), vs. Elon, 9/1/07 | Never |
| Player recorded three sacks: | Deadrin Senat (3), vs. Texas Tech, 12/23/17 | Landon Woodson (3), vs. UCF, 11/27/20 |
| Player recorded 15 or more tackles: | Patrick Macon (15), vs. Wisconsin, 8/30/19 | D. Spencer (15), at UCF, 11/26/15 |
| Player returned an interception for a touchdown: | Antonio Grier (69) vs. Tulsa, 10/16/21 | Z. Collins (38) vs. Tulsa 10/23/20 |
| Player returned a fumble for a touchdown: | Vincent Davis (12), at UMass, 10/6/18 | Darek Parish (85) at Houston, 11/14/20 |
| Player recorded 4.0 tackles for loss or more: | Patrick Macon (4), vs. Wisconsin, 8/30/19 | Juwuan Johnson (4.0), vs. Northern Illinois, 9/10/16 |
| | PUNTING | |
| Player recorded four 50-yard punts: | Trent Schneider (4), vs. UCF, 11/23/18 | Dane Roy (4), vs. Houston, 10/28/17 |
| Player recorded a 60-yard punt: | Andrew Stokes (66) at NC State, 9/2/21 | James Smith (60), at Cincinnati, 10/3/20 |
| Player recorded two 60-yard punts: | Andrew Stokes (66 & 61) at NC State, 9/2/21 | NEVER |
| | SCORING | |
| Player scored at least four touchdowns: | Marlon Mack (4), vs. Western Carolina, 8/30/14 | Jonathan Taylor (4, 2 rush, 2 rec), vs. Wisconsin, 8/30/19 |
| Player scored at least three touchdowns: | Jaren Mangham (3) vs. FAMU 9/18/21 | Jacob Harris (3), vs. UCF, 11/27/20 |
| Player caught at least two touchdown passes: | B. Miller (2), D. Dukes (2), vs. UCF, 11/27/20 | Jacob Harris (3), vs. UCF, 11/27/20 |
| Player rushed for at least three touchdowns: | Jaren Mangham (3) vs. FAMU 9/18/21 | Ian Book (3 Rush), at Notre Dame (9/19/20) |
| Player kicked (made) four+ field goals: | Spencer Shrader (4) at Memphis, 11/7/20 | Chase McLaughlin (4), at Illinois, 9/15/18 |
| Player kicked (made) three+ field goals: | Spencer Shrader (4) at Memphis, 11/7/20 | Jake Olroyd, vs. BYU, 10/12/19 |
| Player returned a kickoff for a touchdown: | Brian Battie (100) vs. Tulsa, 10/16/21 | Tre Tucker (97), at Cincinnati, 10/3/20 |
| Player returned a punt for a touchdown: | Omarion Dollison (0), vs. The Citadel, 9/12/20 | Marcus Jones (73) at Houston, 11/14/20 |
| Player returned an interception for a touchdown: | Antonio Grier (69) vs. Tulsa, 10/16/21 | Z. Collins (38) vs. Tulsa 10/23/20 |
| Player returned a fumble for a touchdown: | Vincent Davis (12), at UMass, 10/6/18 | Darek Parish (85) at Houston, 11/14/20 |
| Player recovered a fumble in the end zone for a touchdown: | Jake Sims, vs. Rutgers, 11/3/10 | Jimmy Gaines, vs. Miami, 9/28/13 |
| Player returned (or recovered) a blocked punt for a touchdown: | Andre Davis (11), vs. Florida A&M, 9/17/11 | Jordan Botelho, at Notre Dame (9/19/20) |
| Player returned a blocked field goal attempt for a touchdown: | Nate Godwin (75), vs. Cincinnati, 10/5/13 | Rod Davis (61), vs. Southern Miss, 10/25/03 |
| Player scored on a two-point conversion attempt: | Randall St. Felix from Blake Barnett, at Illinois, 9/15/18 | Mike Dudek, pass from Jeff George Jr., Illinois, 9/15/17 |
| Player kicked a game-winning field goal | Coby Weiss at Tulsa, 10/12/18 (22 yards with :02 remaining) | Sam Crosa, vs. Cincinnati, 11/16/19 (37 yards with :03 remaining) |

GAME 1: NC STATE 45, USF 0

CARTER-FINLEY STADIUM • RALEIGH, N.C.

SEPT. 2, 2021 • 7:30 P.M. • ACC NETWORK

RALEIGH, N.C., – The USF football team opened the 2021 season presented by Tampa General Hospital with a 45-0 loss at NC State Thursday night in Raleigh, N.C. with 52,633 on hand at Carter-Finley Stadium.

USF struggled offensively for much of the game, but did show some big play ability and built some momentum and sustained drives under freshman quarterback Timmy McClain, who stepped in for starter Cade Fortin midway through the second quarter. Following McClain's second interception of the game late in the third quarter, Fortin returned to lead the Bulls on a 15-play, 71-yard drive that ended at the NC State 4.

McClain finished 7-of-13 for 126 yards and two interceptions. Fortin went 7-of-20 for 41 yards and one interception. Xavier Weaver led Bulls' receivers with two catches for 73 yards. Defensively, the Bulls were led by linebacker Andrew Mims as he set a career high of 14 total tackles. NC State posted 525 yards of offense, led by a strong performance from running back Zonovan Knight who ran for 163 yards and a touchdown.

USF missed some opportunities early (notably an overthrow of a streaking Jimmy Horn Jr. at midfield) and struggled to get the offense moving before NC State opened a large lead in an eventual 45-0 victory in Raleigh.

- Cade Fortin started at quarterback for the Bulls and played the first five possessions before being relieved by freshman Timmy McClain, who played most of the second and third quarters before Fortin returned late in the third quarter and led the Bulls final three possessions, including a 15-play, 71-yard drive that ended on the NC State 4. Fortin finished 7-20 for 41 yards and an interception while running for 23 yards, while McClain went 7-13 for 126 yards and two interceptions and ran for 16 yards.
- Xavier Weaver posted a career-best 73 yards receiving on two catches, including a 44-yarder from McClain.
- Andrew Mims led the Bulls defense with a career-best 14 tackles.
- NC State outgained the Bulls 525 yards to 271 and produced 27 first downs to the Bulls 15.
- NC State had two 100-yard rushers and produced 293 yards rushing on the day.
- In his first-ever football game, punter Andrew Stokes punted eight times for 361 yards

| Team Statistics repeat USF vs NC State (Sep 02, 2021) | | Date: Sep 02, 2021 Site: Raleigh, North Carolina Stadium: Carter-Finley Attendance: 52,633 | |
|--|--|---|----------|
| FULL GAME | | USF | NC STATE |
| FIRST DOWNS | | 13 | 27 |
| Rushing | | 7 | 11 |
| Passing | | 6 | 13 |
| Penalty | | 2 | 3 |
| NET YARDS RUSHING | | 104 | 293 |
| Rushing Attempts | | 32 | 40 |
| Average Per Rush | | 3.2 | 7.3 |
| Rushing Touchdowns | | 0 | 4 |
| Yards Gained Rushing | | 134 | 303 |
| Yards Lost Rushing | | 30 | 10 |
| NET YARDS PASSING | | 167 | 222 |
| Completions-Attempts-Int | | 14-33-3 | 17-26-1 |
| Average Per Attempt | | 5.1 | 8.9 |
| Average Per Completion | | 11.9 | 13.6 |
| Passing Touchdowns | | 0 | 2 |
| TOTAL OFFENSE YARDS | | 271 | 525 |
| Total offense plays | | 65 | 66 |
| Average Gain Per Play | | 4.2 | 8.0 |
| Fumbles: Number-Lost | | 2-0 | 0-0 |
| Penalties: Number-Yards | | 6-70 | 3-25 |
| PUNTS-YARDS | | 8-361 | 3-128 |
| Average Yards Per Punt | | 45.1 | 42.7 |
| Net Yards Per Punt | | 41.1 | 42.7 |
| Inside 20 | | 1 | 3 |
| 50+ Yards | | 2 | 1 |
| Touchbacks | | 1 | 0 |
| Fair catch | | 2 | 1 |
| KICKOFF-YARDS | | 1-65 | 8-517 |
| Average Yards Per Kickoff | | 65.0 | 64.6 |
| Net Yards Per Kickoff | | 40 | 43.9 |
| Touchbacks | | 0 | 4 |
| Fair Catch Yards | | 0 | 0 |
| Punt returns: Number-Yards-TD | | 0-0-0 | 2-12-0 |
| Average Per Return | | 0.0 | 6.0 |
| Kickoff returns: Number-Yds-TD | | 4-66-0 | 1-25-0 |
| Average Per Return | | 16.5 | 25.0 |
| Interceptions: Number-Yds-TD | | 1-27-0 | 3-22-0 |
| Fumble Returns: Number-Yds-TD | | 0-0-0 | 0-0-0 |
| Miscellaneous Yards | | 0 | 0 |
| Possession Time | | 30:48 | 29:12 |
| 1st Quarter | | 06:16 | 08:44 |
| 2nd Quarter | | 08:43 | 06:17 |
| 3rd Quarter | | 08:01 | 06:59 |
| 4th Quarter | | 07:46 | 07:12 |
| Third Down Conversions | | 3-16 | 8-13 |
| Fourth Down Conversions | | 1-1 | 1-1 |
| Red-Zone Scores-Chances | | 0-2 | 5-5 |
| Touchdowns | | 0-2 | 4-5 |
| Field goals | | 0-2 | 1-5 |
| Sacks By: Number-Yards | | 1-7 | 0-0 |
| PAT Kicks | | 0-0 | 6-6 |
| Field Goals | | 0-0 | 1-1 |
| Points off Turnover | | 0 | 1 |

SCORE BY QUARTERS

| Team | 1st | 2nd | 3rd | 4th | Total |
|----------|-----|-----|-----|-----|-------|
| USF | 0 | 0 | 0 | 0 | 0 |
| NC State | 10 | 14 | 14 | 7 | 45 |

SCORING SUMMARY

| Qtr | Time | Scoring Play | V-H |
|-----|-------|---|------|
| 1st | 09:36 | NCS - #8 R. Person 33 yd pass from #13 D. Leary (#32 C. Dunn kick), 9-76, 03:26 | 0-7 |
| 1st | 02:14 | NCS - #32 C. Dunn 34 yd FG, 9-30, 03:48 | 0-10 |
| 2nd | 12:39 | NCS - #8 R. Person 11 yd rush (#32 C. Dunn kick), 6-70, 02:24 | 0-17 |
| 2nd | 00:48 | NCS - #8 R. Person 11 yd rush (#32 C. Dunn kick), 3-77, 00:22 | 0-24 |
| 3rd | 09:30 | NCS - #7 Z. Knight 46 yd rush (#32 C. Dunn kick), 4-54, 01:31 | 0-31 |
| 3rd | 02:53 | NCS - #29 C. Toulde 7 yd pass from #13 D. Leary (#32 C. Dunn kick), 8-74, 03:31 | 0-38 |
| 4th | 08:14 | NCS - #3 J. Houston 1 yd rush (#32 C. Dunn kick), 11-55, 06:30 | 0-45 |

USF

| RUSHING | No. | Gain | Loss | Net | TD | Lg | Avg |
|------------------|-----|------|------|-----|----|----|------|
| Jaren Mangham | 5 | 27 | 1 | 26 | 0 | 17 | 5.2 |
| Cade Fortin | 5 | 25 | 2 | 23 | 0 | 11 | 4.6 |
| Darrian Felix | 8 | 27 | 6 | 21 | 0 | 16 | 2.6 |
| Kelly Joiner Jr. | 3 | 19 | 0 | 19 | 0 | 10 | 6.3 |
| Timmy McClain | 4 | 24 | 8 | 16 | 0 | 11 | 4.0 |
| Imanuel Dillion | 5 | 12 | 4 | 8 | 0 | 9 | 1.6 |
| Omarion Dillion | 1 | 0 | 4 | -4 | 0 | 0 | -4.0 |
| Jimmy Horn Jr. | 1 | 0 | 5 | -5 | 0 | 0 | -5.0 |
| Totals: | 32 | 134 | 30 | 104 | 0 | 17 | 3.2 |

| PASSING | C-A-I | Yds | TD | Long | Sack |
|---------------|---------|-----|----|------|------|
| Cade Fortin | 7-20-1 | 41 | 0 | 20 | 0 |
| Timmy McClain | 7-13-2 | 126 | 0 | 44 | 0 |
| Totals: | 14-33-3 | 167 | 0 | 44 | 0 |

| RECEIVING | TAR | No. | Yards | YAC | TD | Long |
|-------------------|-----|-----|-------|-----|----|------|
| Xavier Weaver | 10 | 2 | 73 | 0 | 0 | 44 |
| Mitchell Brinkman | 2 | 2 | 35 | 30 | 0 | 31 |
| Byron Miller | 4 | 2 | 18 | 2 | 0 | 9 |
| Darrian Felix | 2 | 2 | 13 | 23 | 0 | 8 |
| Latrell Williams | 5 | 2 | -5 | 4 | 0 | 1 |
| Brian Battle | 1 | 1 | 20 | 5 | 0 | 20 |
| Omarion Dillion | 3 | 1 | 10 | 6 | 0 | 10 |
| Kelly Joiner Jr. | 1 | 1 | 2 | 1 | 0 | 2 |
| Jaren Mangham | 1 | 1 | 1 | 3 | 0 | 1 |
| Jimmy Horn Jr. | 1 | 0 | 0 | 0 | 0 | 0 |
| Sean Atkins | 1 | 0 | 0 | 0 | 0 | 0 |
| Yusuf Terry | 1 | 0 | 0 | 0 | 0 | 0 |
| Chris Carter | 1 | 0 | 0 | 0 | 0 | 0 |
| Totals: | 33 | 14 | 167 | 74 | 0 | 44 |

| PUNTING | No. | Yds | Avg | Long | In20 | TB |
|---------------|-----|-----|------|------|------|----|
| Andrew Stokes | 8 | 361 | 45.1 | 66 | 1 | 1 |
| Totals: | 8 | 361 | 45.1 | 66 | 1 | 1 |

| RETURNS | Punt | | | Kickoff | | | Intercept | | |
|----------------|------|-----|----|---------|-----|----|-----------|-----|----|
| | No | Yds | Lg | No | Yds | Lg | No | Yds | Lg |
| Brian Battle | 0 | 0 | 0 | 2 | 49 | 33 | 0 | 0 | 0 |
| Jimmy Horn Jr. | 0 | 0 | 0 | 2 | 17 | 14 | 0 | 0 | 0 |
| Matthew Hill | 0 | 0 | 0 | 0 | 0 | 0 | 1 | 27 | 27 |
| Totals: | 0 | 0 | 0 | 4 | 66 | 33 | 1 | 27 | 27 |

FIELD GOALS

| KICKOFFS | No. | Yards | Avg | TD | OB |
|-----------------|-----|-------|------|----|----|
| Spencer Shadrer | 1 | 65 | 65.0 | 0 | 0 |
| Totals: | 1 | 65 | 65.0 | 0 | 0 |

| ALL-PURPOSE | Rush | Rcv | KR | PR | IR | TD |
|-------------------|------|-----|----|----|----|----|
| Brian Battle | 8 | 20 | 49 | 0 | 0 | 77 |
| Xavier Weaver | 0 | 73 | 0 | 0 | 0 | 73 |
| Mitchell Brinkman | 0 | 35 | 0 | 0 | 0 | 35 |
| Darrian Felix | 21 | 13 | 0 | 0 | 0 | 34 |

FUMBLES
USF: Timmy McClain 1, 0; Brian Battle 1, 0
NC State: None

USF

| # | Name | Solo | Asst | Total | Sacks-Yds | TL-Yds | FF | FR-Yds | Int-Yds | BUp | Bks | QBH |
|--------|----------------------|------|------|-------|-----------|--------|-----|--------|---------|-----|-----|-----|
| 59 | Andrew Mims | 2 | 12 | 14 | 0-0 | 0-0 | 0 | 0-0 | 0-0 | 0 | 0 | 0 |
| 5 | Antonio Grier | 3 | 5 | 8 | 1-7 | 1-7 | 0 | 0-0 | 0-0 | 0 | 0 | 0 |
| 0 | Daquean Evans | 4 | 3 | 7 | 0-0 | 0-0 | 0 | 0-0 | 0-0 | 0 | 0 | 0 |
| 11 | Dwayne Boyles | 3 | 4 | 7 | 0-0 | 0-0 | 0 | 0-0 | 0-0 | 0 | 0 | 0 |
| 1 | Matthew Hill | 2 | 5 | 7 | 0-0 | 0-0 | 0 | 0-0 | 0-0 | 1 | 27 | 0 |
| 22 | Mehdi LaPointe | 2 | 5 | 7 | 0-0 | 0-0 | 0 | 0-0 | 0-0 | 0 | 0 | 0 |
| 23 | Thad Mangum | 1 | 4 | 5 | 0-0 | 0-1 | 0 | 0-0 | 0-0 | 0 | 0 | 0 |
| 2 | TJ Robinson | 2 | 2 | 4 | 0-0 | 0-0 | 0 | 0-0 | 0-0 | 0 | 0 | 0 |
| 8 | Christopher Townsend | 0 | 4 | 4 | 0-0 | 0-0 | 0 | 0-0 | 0-0 | 0 | 0 | 0 |
| 4 | Christian Williams | 2 | 1 | 3 | 0-0 | 0-0 | 0 | 0-0 | 0-0 | 0 | 0 | 0 |
| 10 | Kevin Kogler | 2 | 1 | 3 | 0-0 | 0-1 | 0 | 0-0 | 0-0 | 0 | 0 | 0 |
| 45 | Darrian Grant | 0 | 3 | 3 | 0-0 | 0-1 | 0 | 0-0 | 0-0 | 0 | 0 | 0 |
| 16 | Brook Nichols | 1 | 1 | 2 | 0-0 | 0-0 | 0 | 0-0 | 0-0 | 0 | 0 | 0 |
| 17 | Blake Green | 0 | 2 | 2 | 0-0 | 0-0 | 0 | 0-0 | 0-0 | 0 | 0 | 1 |
| 3 | Vincent Davis | 1 | 0 | 1 | 0-0 | 0-0 | 0 | 0-0 | 0-0 | 1 | 0 | 0 |
| 91 | Rashawn Yates | 0 | 1 | 1 | 0-0 | 0-0 | 0 | 0-0 | 0-0 | 0 | 0 | 0 |
| 21 | Jaeton Stokes | 0 | 1 | 1 | 0-0 | 0-0 | 0 | 0-0 | 0-0 | 0 | 0 | 0 |
| 99 | Ryan Thornton | 0 | 0 | 0 | 0-0 | 0-0 | 0 | 0-0 | 0-0 | 0 | 0 | 1 |
| Totals | 25 | 54 | 79 | 1-7 | 3-10 | 0 | 0-0 | 1-27 | 1 | 0 | 2 | |

NC STATE

| # | Name | Solo | Asst | Total | Sacks-Yds | TL-Yds | FF | FR-Yds | Int-Yds | BUp | Bks | QBH |
|----|----------------------|------|------|-------|-----------|--------|----|--------|---------|-----|-----|-----|
| 32 | Drake Thomas | 3 | 5 | 8 | 0-0 | 1-5 | 0 | 0-0 | 1-0 | 0 | 0 | 1 |
| 4 | Cyrus Fagan | 3 | 4 | 7 | 0-0 | 0-0 | 0 | 0-0 | 1-16 | 0 | 0 | 0 |
| 1 | Isiah Moore | 1 | 5 | 6 | 0-0 | 0-3 | 0 | 0-0 | 0-0 | 0 | 0 | 1 |
| 6 | Jakeen Harris | 3 | 1 | 4 | 0-0 | 0-0 | 0 | 0-0 | 0-0 | 0 | 0 | 0 |
| 13 | Tyler Baker-Williams | 3 | 1 | 4 | 0-0 | 1-5 | 0 | 0-0 | 0-0 | 1 | 0 | 1 |
| 24 | Darrian Pitts | 1 | 2 | 3 | 0-0 | 1-4 | 0 | 0-0 | 0-0 | 0 | 0 | 0 |
| 26 | Devon Betty | 1 | 2 | 3 | 0-0 | 0-0 | 0 | 0-0 | 0-0 | 0 | 0 | 0 |
| 31 | Levi Jones | 1 | 2 | 3 | 0-0 | 1-4 | 0 | 0-0 | 0-0 | 0 | 0 | 1 |
| 5 | C.J. Clark | 0 | 3 | 3 | 0-0 | 0-0 | 0 | 0-0 | 0-0 | 0 | 0 | 2 |
| 22 | Teshawn Smith | 2 | 0 | 2 | 0-0 | 0-0 | 0 | 0-0 | 0-0 | 1 | 0 | 0 |
| 10 | Tanner Ingle | 1 | 1 | 2 | 0-0 | 0-0 | 0 | 0-0 | 1-6 | 0 | 0 | 1 |
| 2 | Jaylon Scott | 1 | 1 | 2 | 0-0 | 1-4 | 0 | 0-0 | 0-0 | 0 | 0 | 0 |
| 16 | Rakeim Ashford | 1 | 1 | 2 | 0-0 | 0-0 | 0 | 0-0 | 0-0 | 0 | 0 | 0 |
| 12 | Devon Boykin | 1 | 1 | 2 | 0-0 | 0-0 | 0 | 0-0 | 0-0 | 0 | 0 | 0 |
| 97 | Claude Larkins | 1 | 1 | 2 | 0-0 | 0-0 | 0 | 0-0 | 0-0 | 0 | 0 | 0 |
| 11 | Playton Wilson | 0 | 2 | 2 | 0-0 | 0-1 | 0 | 0-0 | 0-0 | 0 | 0 | 0 |
| 45 | Davin Vann | 0 | 2 | 2 | 0-0 | 0-0 | 0 | 0-0 | 0-0 | 0 | 0 | 0 |
| 34 | Nate Evans | 1 | 0 | 1 | 0-0 | 0-0 | 0 | 0-0 | 0-0 | 0 | 0 | 0 |
| 82 | Max Fisher | 1 | 0 | 1 | 0-0 | 0-0 | 0 | 0-0 | 0-0 | 0 | 0 | 0 |
| 25 | Shyheim Battle | 1 | 0 | 1 | 0-0 | 0-0 | 0 | 0-0 | 0-0 | 0 | 0 | 0 |
| 56 | Byron Swans | 1 | 0 | 1 | 0-0 | 0-0 | 0 | 0-0 | 0-0 | 0 | 0 | 0 |
| 8 | Ricky Person | 1 | 0 | 1 | 0-0 | 0-0 | 0 | 0-0 | 0-0 | 0 | 0 | 0 |
| 90 | Savior Jackson | 1 | 0 | 1 | 0-0 | 0-0 | 0 | 0-0 | 0-0 | 0 | 0 | 1 |
| 42 | Danny Blakeman | 1 | 0 | 1 | 0-0 | 0-0 | 0 | 0-0 | 0-0 | 0 | 0 | 0 |
| 99 | Daniel Joseph | 0 | 1 | 1 | 0-0 | 0-1 | 0 | 0-0 | 0-0 | 0 | 0 | 0 |
| 55 | Joshua Harris | 0 | 1 | 1 | 0-0 | 0-0 | 0 | 0-0 | 0-0 | 0 | 0 | 0 |
| 19 | Joshua Pierre-Louis | 0 | 1 | 1 | 0-0 | 0-0 | 0 | 0-0 | 0-0 | 0 | 0 | 1 |
| 7 | Chris Ingram | 0 | 1 | 1 | 0-0 | 0-0 | 0 | 0-0 | 0-0 | 0 | 0 | 0 |

GAME 2: #13 FLORIDA 42, USF 20

RAYMOND JAMES STADIUM • TAMPA, FLA.

SEPT. 11, 2021 • 1:00 P.M. • ABC

TAMPA, FLA., – USF sold out all tickets prior to kickoff of its Sept. 11 clash with No. 13 Florida, but saw the Gators jump to a 35-3 halftime lead and dampen the festive mood before the Bulls rallied to outscore the Gators 17-7 in the second half and close out a 42-20 loss with some positives after a rough start.

USF was led defensively by safety Vincent Davis who had eight tackles while linebackers Dwayne Boyles, Antonio Grier and Andrew Mims posted seven each. Quarterback Cade Fortin started the game and played the first half, finishing 12-of-18 for 91 yards and an interception. Freshman Timmy McClain started the second half and finished 4-of-10 for 83 yards and ran for 11. Katravis Marsh also led a late touchdown drive and completed a 14-yard pass to tight end Mitchell Brinkman.

Running back Jaren Mangham scored on touchdown runs of one and two yards for USF while rushing for 29 yards. Xavier Weaver led all Bulls in receiving yards for the second game posting 68 yards on two catches and also adding an electrifying 45-yard punt return late in the game.

■ Cade Fortin started at quarterback for the Bulls and played the first half before being relieved by freshman Timmy McClain in the second half. Fortin led a 17-play 75-yard drive for a field goal in the first half. McClain led drives of 43 yards and 27 yards for touchdowns in the second half following an interception and big punt return.

■ Xavier Weaver continued to be explosive, posting two catches for 68 yards (34 ypc) and a 45-yard punt return.

■ Safeties Mekhi LaPointe and Brock Nichols recorded interceptions, returning them 50 and 38 yards.

■ NC State outgained the Bulls 666 yards to 283 and was punishing on the ground gaining 363 rushing yards.

■ Florida scored on plays of 75, 35, 41, 33 and 80 yards on the day - racking up 264 yards on five scoring plays (52.8 ypp). The Gators scored in four plays or less three times and longest drive on the day was eight plays.

■ The Bulls produced a big goal line stand in the third quarter, halting a 7-play, 59-yard UF drive at the 1-yard line. The USF defense forced two interceptions and two turnovers on downs in the Gators first four possessions of the second half (45.1 ypp).

Team Statistics report
Florida vs South Fla. (Sep 11, 2021)

Date: Sep 11, 2021
Site: Tampa, Florida
Stadium: Raymond James
Attendance: 64852

| FULL GAME | UFL | USF |
|--------------------------------|---------|---------|
| FIRST DOWNS | 26 | 20 |
| Rushing | 13 | 8 |
| Passing | 12 | 9 |
| Penalty | 1 | 3 |
| NET YARDS RUSHING | 363 | 95 |
| Rushing Attempts | 44 | 41 |
| Average Per Rush | 8.2 | 2.3 |
| Rushing Touchdowns | 3 | 2 |
| Yards Gained Rushing | 372 | 138 |
| Yards Lost Rushing | 9 | 43 |
| NET YARDS PASSING | 303 | 188 |
| Completions-Attempts-Int | 17-25-2 | 17-30-1 |
| Average Per Attempt | 12.1 | 6.3 |
| Average Per Completion | 17.8 | 11.1 |
| Passing Touchdowns | 3 | 0 |
| TOTAL OFFENSE YARDS | 666 | 283 |
| Total offense plays | 69 | 71 |
| Average Gain Per Play | 9.7 | 4.0 |
| Fumbles: Number-Lost | 0-0 | 2-0 |
| Penalties: Number-Yards | 4-45 | 2-30 |
| PUNTS-YARDS | 3-137 | 7-278 |
| Average Yards Per Punt | 45.7 | 39.7 |
| Net Yards Per Punt | 29.7 | 39.7 |
| Inside 20 | 1 | 1 |
| 50+ Yards | 2 | 1 |
| Touchbacks | 0 | 0 |
| Fair catch | 1 | 2 |
| KICKOFF-YARDS | 7-432 | 5-315 |
| Average Yards Per Kickoff | 61.7 | 63.0 |
| Net Yards Per Kickoff | 41.6 | 42 |
| Touchbacks | 2 | 3 |
| Fair Catch Yards | 20 | 0 |
| Punt returns: Number-Yards-TD | 0-0-0 | 2-48-0 |
| Average Per Return | 0.0 | 24.0 |
| Kickoff returns: Number-Yds-TD | 2-30-0 | 3-40-0 |
| Average Per Return | 15.0 | 13.3 |
| Interceptions: Number-Yds-TD | 1-0-0 | 2-86-0 |
| Fumble Returns: Number-Yds-TD | 0-0-0 | 0-0-0 |
| Miscellaneous Yards | 0 | 0 |
| Possession Time | 30:42 | 29:18 |
| 1st Quarter | 09:48 | 11:12 |
| 2nd Quarter | 09:25 | 05:35 |
| 3rd Quarter | 08:45 | 06:15 |
| 4th Quarter | 08:44 | 06:16 |
| Third-Down Conversions | 4-12 | 5-17 |
| Fourth-Down Conversions | 1-3 | 0-2 |
| Red-Zone Scores-Chances | 1-2 | 4-4 |
| Touchdowns | 1 | 2 |
| Field goals | 0-2 | 2-4 |
| Sacks By: Number-Yards | 1-6 | 1-8 |
| PAT Kicks | 6-6 | 2-2 |
| Field Goals | 0-0 | 2-2 |
| Points off Turnover | 7 | 10 |

SCORE BY QUARTER

| Team | 1st | 2nd | 3rd | 4th | Total |
|------------|-----|-----|-----|-----|-------|
| Florida | 14 | 21 | 0 | 7 | 42 |
| South Fla. | 3 | 0 | 10 | 7 | 20 |

SCORING SUMMARY

| Qtr | Time | Scoring Play | V-H |
|-----|-------|---|-------|
| 1st | 11:06 | UFL - #27 D.Pierce 7 yd rush (#71 C.Howard kick), 4-63, 01:26 | 7-0 |
| 1st | 04:45 | USF - #32 S.Shader 25 yd FG, 17-75, 06:16 | 7-3 |
| 1st | 04:34 | UFL - #1 J.Copeland 75 yd pass from #15 A.Richardson (#71 C.Howard kick), 1-75, 00:11 | 14-3 |
| 2nd | 12:36 | UFL - #3 X.Henderson 35 yd pass from #5 E.Jones (#71 C.Howard kick), 8-67, 03:36 | 21-3 |
| 2nd | 09:18 | UFL - #1 J.Copeland 41 yd pass from #15 A.Richardson (#47 J.Christmann kick), 6-80, 02:37 | 28-3 |
| 2nd | 06:41 | UFL - #5 E.Jones 33 yd rush (#71 C.Howard kick), 3-51, 01:20 | 35-3 |
| 3rd | 09:18 | USF - #32 S.Shader 32 yd FG, 4-19, 01:47 | 35-6 |
| 3rd | 04:41 | USF - #0 J.Mangham 1 yd rush (#32 S.Shader kick), 5-43, 01:31 | 35-13 |
| 4th | 10:29 | UFL - #15 A.Richardson 80 yd rush (#71 C.Howard kick), 1-80, 00:14 | 42-13 |
| 4th | 04:22 | USF - #0 J.Mangham 2 yd rush (#32 S.Shader kick), 5-27, 01:46 | 42-20 |

FLORIDA

| RUSHING | | | | | | | |
|-------------------------------|---------|------|-------|------|------|------|------|
| | No. | Gain | Loss | Net | TD | LG | Avg |
| Anthony Richardson | 4 | 115 | 0 | 115 | 1 | 80 | 28.8 |
| Emory Jones | 13 | 89 | 8 | 81 | 1 | 33 | 6.2 |
| Dameon Pierce | 5 | 55 | 0 | 55 | 1 | 20 | 11.0 |
| Nay'Quan Wright | 7 | 36 | 0 | 36 | 0 | 9 | 5.1 |
| Demarqus Bowman | 3 | 33 | 0 | 33 | 0 | 26 | 11.0 |
| Malik Davis | 7 | 23 | 1 | 22 | 0 | 8 | 3.1 |
| Lorenzo Lingard | 5 | 21 | 0 | 21 | 0 | 12 | 4.2 |
| Totals: 44 372 9 363 3 80 8.2 | | | | | | | |
| PASSING | | | | | | | |
| | C-Att | Yds | TD | Long | Sack | | |
| Emory Jones | 14-22-2 | 151 | 1 | 35 | 1 | | |
| Anthony Richardson | 3-3-0 | 152 | 2 | 75 | 0 | | |
| Totals: 17-25-2 303 3 75 1 | | | | | | | |
| RECEIVING | | | | | | | |
| | TAR | No. | Yards | YAC | TD | Long | |
| Jacob Copeland | 5 | 5 | 175 | 49 | 2 | 75 | 2 |
| Xavier Henderson | 4 | 4 | 68 | 46 | 1 | 35 | 1 |
| Justin Shorter | 5 | 2 | 23 | 3 | 0 | 13 | 1 |
| Malik Davis | 2 | 2 | 9 | 6 | 0 | 5 | 0 |
| Rick Wells | 2 | 1 | 20 | 17 | 0 | 20 | 0 |
| Dameon Pierce | 1 | 1 | 13 | 7 | 0 | 13 | 0 |
| Nay'Quan Wright | 1 | 1 | 0 | -1 | 0 | 0 | 0 |
| Daqon Reynolds | 1 | 1 | -5 | -2 | 0 | 0 | 0 |
| Trent Whittemore | 2 | 0 | 0 | 0 | 0 | 0 | 0 |
| Nick Ekris | 1 | 0 | 0 | 0 | 0 | 0 | 0 |
| Totals: 24 17 303 127 3 75 | | | | | | | |

| PUNTING | | No. | Yds | Avg | Long | In20 | TB | | |
|------------------|----|------|---------|------|-----------|------|----|-----|----|
| Jeremy Crawshaw | | 3 | 137 | 45.7 | 57 | 1 | 0 | | |
| Totals: | | 3 | 137 | 45.7 | 57 | 1 | 0 | | |
| RETURNS | | Punt | Kickoff | | Intercept | | | | |
| | No | Yds | Lg | No | Yds | Lg | No | Yds | Lg |
| Malik Davis | 0 | 0 | 0 | 1 | 14 | 14 | 0 | 0 | 0 |
| Ja'Markis Weston | 0 | 0 | 0 | 1 | 16 | 16 | 0 | 0 | 0 |
| Kalir Elam | 0 | 0 | 0 | 0 | 0 | 0 | 1 | 0 | 0 |
| Totals: | | 0 | 0 | 0 | 2 | 30 | 16 | 1 | 0 |

| FIELD GOALS | | Qtr | Time | Dist | Result | |
|--------------------|------|-------|------|------|--------|-------|
| KICKOFFS | | | | | | |
| | No. | Yards | Avg | TB | OB | |
| Jace Christmann | 5 | 306 | 61.2 | 1 | 0 | |
| Chris Howard | 2 | 126 | 63.0 | 1 | 1 | |
| ALL-PURPOSE | | | | | | |
| | Rush | Rcv | KR | PR | IR | Total |
| Jacob Copeland | 0 | 175 | 0 | 0 | 0 | 175 |
| Anthony Richardson | 115 | 0 | 0 | 0 | 0 | 115 |
| Emory Jones | 81 | 0 | 0 | 0 | 0 | 81 |
| Dameon Pierce | 55 | 13 | 0 | 0 | 0 | 68 |

FUMBLE

| FLORIDA | | | | | | | | | | |
|---------------|--------------------|-----------|-----------|--------------|---------------|----------|------------|------------|----------|----------|
| # | Name | Solo | Asst | Total | Sacks-Yds | TFL-Yds | FF | FR-Yds | Int-Yds | BrUp |
| 11 | Mohamed Diabate | 4 | 3 | 7 | 0-0-0 | 0-0-0 | 0-0 | 0-0 | 0-0 | 0-0 |
| 28 | Tyron Hopper | 5 | 1 | 6 | 0-0-0 | 0-0-0 | 0-0 | 0-0 | 0-0 | 0-0 |
| 8 | Khvi Boogie | 2 | 4 | 6 | 0-0-0 | 1-0-1 | 0-0 | 0-0 | 0-0 | 0-0 |
| 22 | Rashad Torrence | 4 | 1 | 5 | 0-0-0 | 1-0-3 | 0-0 | 0-0 | 0-0 | 0-0 |
| 7 | Jeremiah Moon | 3 | 2 | 5 | 1-0-5 | 1-0-5 | 0-0 | 0-0 | 0-0 | 0-0 |
| 18 | Dante Zanders | 3 | 1 | 4 | 0-0-0 | 0-0-0 | 0-0 | 0-0 | 0-0 | 0-0 |
| 33 | Princely Umanhelen | 2 | 2 | 4 | 0-0-0 | 0-5-2 | 0-0 | 0-0 | 0-0 | 0-0 |
| 2 | Amari Runney | 2 | 2 | 4 | 0-0-0 | 0-0-0 | 0-0 | 0-0 | 0-0 | 0-0 |
| 24 | Avery Helm | 3 | 0 | 3 | 0-0-0 | 0-0-0 | 0-0 | 0-0 | 0-0 | 1-0 |
| 6 | Zachary Carter | 2 | 1 | 3 | 0-0-0 | 2-5-6 | 0-0 | 0-0 | 0-0 | 0-0 |
| 5 | Kalir Elam | 1 | 2 | 3 | 0-0-0 | 0-0-0 | 0-0 | 1-0 | 0-0 | 0-0 |
| 27 | Jadenrick Perkins | 1 | 2 | 3 | 0-0-0 | 0-0-0 | 0-0 | 0-0 | 1-1 | 0-0 |
| 30 | Dwan Black | 2 | 0 | 2 | 0-0-0 | 0-0-0 | 0-0 | 0-0 | 0-0 | 0-0 |
| 3 | Jason Marshall Jr. | 2 | 0 | 2 | 0-0-0 | 0-0-0 | 0-0 | 0-0 | 0-0 | 0-0 |
| 16 | Tre'Vez Johnson | 1 | 1 | 2 | 0-0-0 | 0-0-0 | 0-0 | 0-0 | 0-0 | 0-0 |
| 32 | Mordecai McDaniel | 1 | 1 | 2 | 0-0-0 | 0-0-0 | 0-0 | 0-0 | 0-0 | 0-1 |
| 13 | Donovan McMillon | 1 | 1 | 2 | 0-0-0 | 0-0-0 | 0-0 | 0-0 | 0-0 | 0-0 |
| 9 | Garvon Denton | 0 | 2 | 2 | 0-0-0 | 0-0-0 | 0-0 | 0-0 | 0-0 | 0-0 |
| 4 | David Reese | 1 | 0 | 1 | 0-0-0 | 0-0-0 | 0-0 | 0-0 | 0-0 | 0-0 |
| 51 | Vernell Miller | 1 | 0 | 1 | 0-0-0 | 0-0-0 | 0-0 | 0-0 | 0-0 | 0-0 |
| 0 | Trey Dean III | 1 | 0 | 1 | 0-0-0 | 0-0-0 | 0-0 | 0-0 | 0-0 | 0-0 |
| 1 | Brenton Cox Jr. | 1 | 0 | 1 | 0-0-0 | 0-0-0 | 0-0 | 0-0 | 0-0 | 0-0 |
| 4 | Landonick Brannon | 1 | 0 | 1 | 0-0-0 | 0-0-0 | 0-0 | 0-0 | 0-0 | 0-0 |
| 4 | Justin Shorter | 1 | 0 | 1 | 0-0-0 | 0-0-0 | 0-0 | 0-0 | 0-0 | 0-0 |
| 7 | Elhan White | 1 | 0 | 1 | 0-0-0 | 0-0-0 | 0-0 | 0-0 | 0-0 | 0-0 |
| 52 | Antwan Powell | 1 | 0 | 1 | 0-0-0 | 0-0-0 | 0-0 | 0-0 | 0-0 | 0-0 |
| 44 | Daquan Newkirk | 0 | 1 | 1 | 0-0-0 | 0-5-0 | 0-0 | 0-0 | 0-0 | 0-0 |
| 21 | Desmond Watson | 0 | 1 | 1 | 0-0-0 | 0-5-1 | 0-0 | 0-0 | 0-0 | 0-0 |
| Totals | 47 | 28 | 75 | 1-0-5 | 7-0-18 | 0 | 0-0 | 1-0 | 2 | 0 |

SOUTH FLA.

| # | Name | Solo | Asst | Total | Sacks-Yds | TFL-Yds | FF | FR-Yds | Int-Yds | BrUp | Blks | QBH |
|--------|-----------------|------|------|-------|-----------|---------|----|--------|---------|------|------|-----|
| 3 | Vincent Davis | 7 | 1 | 8 | 0-0-0 | 0-0-0 | 0 | 0-0 | 0-0 | 0 | 0 | 0 |
| 59 | Andrew Mims | 4 | 3 | 7 | 0-0-0 | 0-0-0 | 0 | 0-0 | 0-0 | 0 | 0 | 0 |
| 11 | Dwayne Boyles | 3 | 4 | 7 | 0-0-0 | 0-5-2 | 0 | 0-0 | 0-0 | 0 | 0 | 0 |
| 5 | Antonio Grier | 3 | 4 | 7 | 0-0-0 | 0-0-0 | 0 | 0-0 | 0-0 | 0 | 0 | 0 |
| 15 | Jayden Curry | 4 | 1 | 5 | 0-0-0 | 0-0-0 | 0 | 0-0 | 0-0 | 1 | 0 | 0 |
| 23 | Thad Mangum | 2 | 3 | 5 | 0-0-0 | 0-0-0 | 0 | 0-0 | 0-0 | 0 | 0 | 0 |
| 1 | Matthew Hall | 4 | 0 | 4 | 0-0-0 | 0-0-0 | 0 | 0-0 | 0-0 | 0 | 0 | 0 |
| 2 | TJ Robinson | 4 | 0 | 4 | 0-0-0 | 0-0-0 | 0 | 0-0 | 0-0 | 0 | 0 | 0 |
| 0 | Daquan Evans | 3 | 0 | 3 | 0-0-0 | 0-0-0 | 0 | 0-0 | 0-0 | 1 | 0 | 0 |
| 20 | Darnaez Bellamy | 3 | 0 | 3 | 0-0-0 | 0-0-0 | 0 | 0-0 | 0-0 | 0 | 0 | 0 |
| 17 | Blake Green | 2 | 1 | 3 | 1-0-8 | 2-0-9 | 0 | 0-0 | 0-0 | 0 | 0 | 0 |
| 16 | Brook Nichols | 2 | 1 | 3 | 0-0-0 | 0-0-0 | 1 | -3-0 | 0-0 | 0 | 0 | 0 |
| 12 | Ben Knox | 1 | 0 | 1 | 0-0-0 | 0-0-0 | 0 | 0-0 | 0-0 | 0 | 0 | 0 |
| 22 | Mekhi LaPointe | 1 | 0 | 1 | 0-0-0 | 0-0-0 | 0 | 0-0 | 1-50 | 0 | 0 | 0 |
| 13 | Tramel Logan | 1 | 0 | 1 | 0-0-0 | 0-0-0 | 0 | 0-0 | 0-0 | 0 | 0 | 0 |
| 41 | Mychal Hamilton | 1 | 0 | 1 | 0-0-0 | 0-0-0 | 0 | 0-0 | 0-0 | 0 | 0 | 0 |
| 45 | Darrien Grant | 1 | 0 | 1 | 0-0-0 | 0-0-0 | 0 | 0-0 | 0-0 | 0 | 0 | 0 |
| 91 | Rashawn Yates | 0 | 1 | 1 | 0-0-0 | 0-0-0 | 0 | 0-0 | 0-0 | 0 | 0 | 1 |
| 29 | Brian Norris | 0 | 1 | 1 | 0-0-0 | 0-5-3 | 0 | 0-0 | 0-0 | 0 | 0 | 0 |
| Totals | | 46 | 20 | 66 | 1-0-6 | 3-1-14 | 0 | 0-6 | 3-49 | 3 | 0 | 1 |

GAME 3: USF 38, FLORIDA A&M 17

RAYMOND JAMES STADIUM • TAMPA, FLA.

SEPT. 18, 2021 • 7:00 P.M. • ESPN+

TAMPA, FLA. – Freshman quarterback Timmy McClain became the 11th Bull to win their first career start at quarterback as he guided the USF offense on five scoring drives (four touchdowns) and a 31-10 lead through three quarters of play before giving way to fellow freshman Katravis Marsh in the fourth quarter of an eventual 38-17 Bulls' victory.

USF compiled 404 yards of offense, including 241 on the ground led by freshman Brian Battie's 110 yards on 10 carries. Sophomore Xavier Weaver led the Bulls with career-bests of five receptions for 77 yards and Jaren Mangham logged three rushing touchdowns, the most in a game for a Bull since 2018.

After the teams traded 49-yard field goals in the first quarter, including the Bulls' Spencer Shrader equaling a career long, McClain guided USF 75 yards in eight plays, including a 40-yard completion to Latrell Williams, for the first touchdown of the game on a 1-yard Mangham plunge.

The defense forced its third three-and-out to that point and McClain led the Bulls 49-yards for a touchdown capped by a 9-yard touchdown strike to Weaver.

As the defense continued to stymie FAMU, a nice 29-yard punt return by Weaver set the Bulls up on the Rattlers' 26. USF marched to the endzone in seven plays as Mangham collected his second touchdown of the night on a 4-yard run to make it 24-3.

The Bulls defense held FAMU to -7 yards rushing and 0-for-8 on third down chances in the first half as USF outgained the Rattlers 247-109 in the first 30 minutes.

■ The win marked USF's 100th home victory in 25 seasons of football.

■ McClain led five scoring drives, including touchdown drives of 75 and 87 yards. He finished 12 of 23 for 163 yards and a touchdown and ran for 51 yards.

■ Wide receiver Xavier Weaver led USF with career-bests of five receptions for 77 yards. Weaver also had four punt returns for 45 yards, including a 29-yard long.

■ Freshman running back Brian Battie ripped off a career-long 42-yard run and finished with 110 yards on 10 carries to lead USF and log his second career 100-yard game and his second in his last four games.

■ Running back Jaren Mangham scored three rushing touchdowns, the most for a USF player in a game since Johnny Ford recorded three vs. UConn in 2018.

■ Kicker Spencer Shrader connected on a career-best tying 49-yard field goal in the first quarter. (45.1 ypp).

■ The Bulls were led defensively on the night by Matthew Hills' eight tackles and two tackles for loss and five tackles by linebacker Demaurez Bellamy.

Florida A&M vs South Fla. (Sep 18, 2021)

Site: Tampa, Flc
Stadium: Raymond Jar
Attenda

| L GAME | FAM | USF |
|----------------------------|---------|---------|
| ST DOWNS | 20 | 18 |
| shing | 5 | 10 |
| ssing | 14 | 8 |
| nalty | 1 | 0 |
| YARDS RUSHING | 132 | 241 |
| shing Attempts | 29 | 46 |
| erage Per Rush | 4.6 | 5.2 |
| shing Touchdowns | 1 | 4 |
| rd's Gained Rushing | 170 | 269 |
| rd's Lost Rushing | 38 | 28 |
| YARDS PASSING | 248 | 163 |
| mpletions-Attempts-Int | 25-49-0 | 12-26-0 |
| erage Per Attempt | 5.1 | 6.3 |
| erage Per Completion | 9.9 | 13.6 |
| ssing Touchdowns | 1 | 1 |
| TAL OFFENSE YARDS | 380 | 404 |
| tal offense plays | 78 | 72 |
| erage Gain Per Play | 4.9 | 5.6 |
| tblies: Number-Lost | 4-1 | 3-1 |
| alities: Number-Yards | 8-50 | 5-55 |
| TS-YARDS | 5-192 | 6-221 |
| erage Yards Per Punt | 38.4 | 36.8 |
| t Yards Per Punt | 29.4 | 34.5 |
| ide 20 | 1 | 3 |
| + Yards | 1 | 1 |
| uchbacks | 0 | 0 |
| ir catch | 0 | 1 |
| KOFF-YARDS | 4-253 | 7-450 |
| erage Yards Per Kickoff | 63.2 | 64.3 |
| t Yards Per Kickoff | 43 | 42.4 |
| uchbacks | 3 | 3 |
| ir Catch Yards | 0 | 22 |
| t returns: Number-Yards-TD | 2-14-0 | 4-45-0 |
| erage Per Return | 7.0 | 11.2 |
| off returns: Number-Yds-TD | 3-66-0 | 1-6-0 |
| erage Per Return | 22.0 | 6.0 |
| ceptions: Number-Yds-TD | 0-0-0 | 0-0-0 |
| ble Returns: Number-Yds-TD | 0-0-0 | 0-0-0 |
| cellaneous Yards | 0 | 0 |
| ession Time | 29:38 | 30:22 |
| 1 Quarter | 04:42 | 10:18 |
| 2 Quarter | 07:18 | 07:42 |
| 3 Quarter | 09:00 | 06:00 |
| 4 Quarter | 08:38 | 06:22 |
| d-Down Conversions | 5-16 | 6-15 |
| rth-Down Conversions | 1-4 | 0-1 |
| l-Zone Scores-Chances | 1-2 | 5-6 |
| uchdowns | 1-2 | 5-6 |
| ld goals | 0-2 | 0-6 |
| ks By: Number-Yards | 2-18 | 1-2 |
| 7 Kicks | 2-2 | 5-5 |
| d Goals | 1-3 | 1-1 |
| ts off Turnover | 0 | 0 |

SCORE BY QUARTERS

| Team | 1st | 2nd | 3rd | 4th | Total |
|-------------|-----|-----|-----|-----|-------|
| Florida A&M | 3 | 0 | 7 | 7 | 17 |
| South Fla. | 10 | 14 | 7 | 7 | 38 |

SCORING SUMMARY

| Qtr | Time | Scoring Play |
|-----|-------|--|
| 1st | 09:39 | USF - #32 S.Shrader 49 yd FG, 4-5, 01:26 |
| 1st | 07:27 | FAM - #42 J.Romo-Martinez 49 yd FG, 7-43, 02:12 |
| 1st | 03:43 | USF - #0 J.Mangham 2 yd rush (#32 S.Shrader kick), 8-75, 03:44 |
| 2nd | 13:47 | USF - #10 X.Weaver 9 yd pass from #9 T.McClain (#32 S.Shrader kick), 10-49, 03:23 |
| 2nd | 03:31 | USF - #0 J.Mangham 4 yd rush (#32 S.Shrader kick), 7-26, 02:25 |
| 3rd | 04:53 | FAM - #23 T.Jennings 33 yd rush (#42 J.Romo-Martinez kick), 8-82, 03:27 |
| 3rd | 02:02 | USF - #0 J.Mangham 9 yd rush (#32 S.Shrader kick), 6-87, 02:43 |
| 4th | 06:10 | FAM - #10 J.Sheread 6 yd pass from #17 R.McKay (#42 J.Romo-Martinez kick), 6-20, 02:39 |
| 4th | 00:18 | USF - #26 Y.Young 1 yd rush (#32 S.Shrader kick), 4-14, 01:55 |

FLORIDA A&M

| RUSHING | No. | Gain | Loss | Net | TD | Lg | Avg |
|------------------|-----------|------------|-----------|------------|----------|-----------|------------|
| Terrell Jennings | 6 | 93 | 0 | 93 | 1 | 40 | 15.5 |
| Jaylen McCloud | 10 | 61 | 0 | 61 | 0 | 17 | 6.1 |
| Bishop Bonnett | 8 | 9 | 2 | 7 | 0 | 4 | 0.9 |
| Eddie Tiltman | 1 | 0 | 0 | 0 | 0 | 0 | 0.0 |
| Rasean McKay | 4 | 7 | 36 | -29 | 0 | 7 | -7.2 |
| Totals: | 29 | 170 | 38 | 132 | 1 | 40 | 4.6 |

| PASSING | C-A-I | Yds | TD | Long | Sack |
|----------------|----------------|------------|----------|-----------|----------|
| Rasean McKay | 25-49-0 | 248 | 1 | 25 | 1 |
| Totals: | 25-49-0 | 248 | 1 | 25 | 1 |

| RECEIVING | TAR | No. | Yards | YAC | TD | Long |
|-------------------|-----------|-----------|------------|-----------|----------|-----------|
| Xavier Smith | 25 | 15 | 139 | 51 | 0 | 25 |
| David Manigo | 8 | 4 | 54 | 7 | 0 | 17 |
| Chris Sanders | 6 | 3 | 29 | 13 | 0 | 13 |
| Jah'Marae Sheread | 7 | 2 | 18 | 7 | 1 | 12 |
| Kamari Young | 1 | 1 | 8 | 4 | 0 | 8 |
| Bishop Bonnett | 1 | 0 | 0 | 0 | 0 | 0 |
| Totals: | 48 | 25 | 248 | 82 | 1 | 25 |

| PUNTING | No. | Yds | Avg | Long | In20 | TB |
|--------------------|----------|------------|-------------|-----------|----------|----------|
| Chris Faddoul | 3 | 128 | 42.7 | 51 | 1 | 0 |
| Jose Romo-Martinez | 2 | 64 | 32.0 | 48 | 0 | 0 |
| Totals: | 5 | 192 | 38.4 | 51 | 1 | 0 |

| RETURNS | | Punt | | | Kickoff | | | Intercept | | |
|-------------------|---|------|-----|----|---------|-----|----|-----------|-----|----|
| | | No | Yds | Lg | No | Yds | Lg | No | Yds | Lg |
| Xavier Smith | 2 | 14 | 11 | 1 | 15 | 15 | 0 | 0 | 0 | |
| Jah'Marae Sheread | 0 | 0 | 0 | 2 | 51 | 28 | 0 | 0 | 0 | |

| FIELD GOALS | Qtr | Time | Dist | Result |
|--------------------|-----|-------|------|--------|
| Jose Romo-Martinez | 1st | 07:27 | 49 | GOOD |
| Jose Romo-Martinez | 2nd | 08:40 | 45 | MISSED |
| Jose Romo-Martinez | 2nd | 00:00 | 45 | MISSED |

| KICKOFFS | No. | Yards | Avg | TB | OB | |
|--------------------|------|-------|------|----|----|-------|
| Jose Romo-Martinez | 4 | 253 | 63.2 | 3 | 0 | |
| ALL-PURPOSE | Rush | Rcv | KR | PR | IR | Total |
| Xavier Smith | 0 | 139 | 15 | 14 | 0 | 168 |
| Terrell Jennings | 93 | 0 | 0 | 0 | 0 | 93 |
| Jah'Marae Sheread | 0 | 18 | 51 | 0 | 0 | 69 |
| Jaylen McCloud | 61 | 0 | 0 | 0 | 0 | 61 |

FUMBLES
Florida A&M - TEAM 2-0,Rasean McKay 2-1
South Fla. - Timmy McClain 1-1,TEAM 1-0,Katravis Marsh 1-0

SOUTH FLA.

| RUSHING | No. | Gain | Loss | Net | TD | Lg | Avg |
|------------------|-----------|------------|-----------|------------|----------|-----------|------------|
| Brian Battie | 10 | 110 | 0 | 110 | 0 | 42 | 11.0 |
| Timmy McClain | 14 | 69 | 18 | 51 | 0 | 27 | 3.6 |
| Jaren Mangham | 7 | 27 | 0 | 27 | 3 | 9 | 3.9 |
| Darrian Felix | 7 | 29 | 6 | 23 | 0 | 9 | 3.3 |
| Kelly Joiner Jr. | 3 | 20 | 0 | 20 | 0 | 15 | 6.7 |
| Yasir Young | 4 | 14 | 0 | 14 | 1 | 10 | 3.5 |
| Katravis Marsh | 1 | 0 | 4 | -4 | 0 | 0 | -4.0 |
| Totals: | 46 | 269 | 28 | 241 | 4 | 42 | 5.2 |

| PASSING | C-A-I | Yds | TD | Long | Sack |
|----------------|----------------|------------|----------|-----------|----------|
| Timmy McClain | 12-23-0 | 163 | 1 | 40 | 2 |
| Katravis Marsh | 0-3-0 | 0 | 0 | 0 | 0 |
| Totals: | 12-26-0 | 163 | 1 | 40 | 2 |

| RECEIVING | TAR | No. | Yards | YAC | TD | Long |
|-------------------|-----------|-----------|------------|-----------|----------|-----------|
| Xavier Weaver | 9 | 5 | 77 | 19 | 1 | 31 |
| Jimmy Horn Jr. | 5 | 3 | 18 | 8 | 0 | 8 |
| Latrell Williams | 2 | 1 | 40 | 27 | 0 | 40 |
| Omarion Dollison | 4 | 1 | 15 | 16 | 0 | 15 |
| Mitchell Brinkman | 2 | 1 | 15 | 18 | 0 | 15 |
| Bryce Miller | 2 | 1 | -2 | 3 | 0 | 0 |
| Yusuf Terry | 1 | 0 | 0 | 0 | 0 | 0 |
| Chris Carter | 1 | 0 | 0 | 0 | 0 | 0 |
| Totals: | 26 | 12 | 163 | 91 | 1 | 40 |

| PUNTING | No. | Yds | Avg | Long | In20 | TB |
|----------------|----------|------------|-------------|-----------|----------|----------|
| Andrew Stokes | 6 | 221 | 36.8 | 50 | 3 | 0 |
| Totals: | 6 | 221 | 36.8 | 50 | 3 | 0 |

| RETURNS | Punt | | | Kickoff | | | Intercept | | |
|---------------|------|-----|----|---------|-----|----|-----------|-----|----|
| | No | Yds | Lg | No | Yds | Lg | No | Yds | Lg |
| Xavier Weaver | 4 | 45 | 29 | 0 | 0 | 0 | 0 | 0 | 0 |
| Brian Battie | 0 | 0 | 0 | 1 | 6 | 6 | 0 | 0 | 0 |

| FIELD GOALS | Qtr | Time | Dist | Result |
|-----------------|-----|-------|------|--------|
| Spencer Shrader | 1st | 09:39 | 49 | GOOD |

| KICKOFFS | No. | Yards | Avg | TB | OB | |
|------------------|------|-------|------|----|----|-------|
| Spencer Shrader | 7 | 450 | 64.3 | 3 | 0 | |
| ALL-PURPOSE | Rush | Rcv | KR | PR | IR | Total |
| Xavier Weaver | 0 | 77 | 0 | 45 | 0 | 122 |
| Brian Battie | 110 | 0 | 6 | 0 | 0 | 116 |
| Timmy McClain | 51 | 0 | 0 | 0 | 0 | 51 |
| Latrell Williams | 0 | 40 | 0 | 0 | 0 | 40 |

FLORIDA A&M

| # | Name | Solo | Asst | Total | Sacks-Yds | TFL-Yds | FF | FR-Yds | Int-Yds | BrUp | Bkls | QBH |
|---------------|--------------------|-----------|-----------|---------------|---------------|----------|------------|------------|----------|----------|----------|----------|
| 5 | Markquese Bell | 10 | 5 | 15 | 1-0-9 | 1-0-9 | 1 | 0-0 | 0-0 | 0 | 0 | 0 |
| 27 | Nadarious Fagan | 5 | 2 | 7 | 0-0-0 | 0-0-0 | 0 | 0-0 | 0-0 | 0 | 0 | 0 |
| 3 | Antwan Collier | 4 | 3 | 7 | 0-0-0 | 0-0-0 | 0 | 0-0 | 0-0 | 0 | 0 | 0 |
| 1 | Lovie Jenkins | 3 | 0 | 3 | 0-0-0 | 1-0-2 | 0 | 0-0 | 0-0 | 0 | 0 | 0 |
| 16 | Deonte Williams | 2 | 1 | 3 | 0-0-0 | 1-0-2 | 0 | 0-0 | 0-0 | 0 | 0 | 0 |
| 20 | Javian Morgan | 2 | 1 | 3 | 0-0-0 | 0-0-0 | 0 | 0-0 | 0-0 | 0 | 0 | 0 |
| 31 | Issiah Land | 2 | 1 | 3 | 1-0-9 | 1-5-11 | 0 | 0-0 | 0-0 | 0 | 0 | 0 |
| 90 | Richard Summers | 1 | 2 | 3 | 0-0-0 | 0-0-0 | 0 | 0-0 | 0-0 | 0 | 0 | 0 |
| 40 | Eltrie Allen | 0 | 3 | 3 | 0-0-0 | 0-0-0 | 0 | 0-0 | 0-0 | 0 | 0 | 0 |
| 18 | Kwame Clark | 2 | 0 | 2 | 0-0-0 | 0-0-0 | 0 | 0-0 | 0-0 | 0 | 0 | 0 |
| 11 | BJ Bohler | 2 | 0 | 2 | 0-0-0 | 0-0-0 | 0 | 0-0 | 0-0 | 1 | 0 | 0 |
| 99 | Renaldo Flowers Jr | 1 | 1 | 2 | 0-0-0 | 0-0-0 | 0 | 0-0 | 0-0 | 0 | 0 | 0 |
| 12 | Korriy Cox | 1 | 1 | 2 | 0-0-0 | 0-0-0 | 0 | 0-0 | 0-0 | 1 | 0 | 0 |
| 45 | Demetrius Powell | 1 | 1 | 2 | 0-0-0 | 0-5-2 | 0 | 0-0 | 0-0 | 0 | 0 | 0 |
| 75 | Dayle Palmer | 1 | 1 | 2 | 0-0-0 | 0-0-0 | 0 | 0-0 | 0-0 | 0 | 0 | 0 |
| 55 | Michael Marshall | 1 | 1 | 2 | 0-0-0 | 0-0-0 | 0 | 0-0 | 0-0 | 0 | 0 | 0 |
| 34 | Johnny Chaney Jr. | 0 | 2 | 2 | 0-0-0 | 0-0-0 | 0 | 0-0 | 0-0 | 0 | 0 | 0 |
| 14 | Tiequan Butler | 1 | 0 | 1 | 0-0-0 | 0-0-0 | 0 | 0-0 | 0-0 | 1 | 0 | 0 |
| 4 | Kendall Bohler | 1 | 0 | 1 | 0-0-0 | 0-0-0 | 0 | 0-0 | 0-0 | 1 | 0 | 0 |
| 23 | Yirmiyah YIRMYAH | 1 | 0 | 1 | 0-0-0 | 0-0-0 | 0 | 0-0 | 0-0 | 0 | 0 | 0 |
| 93 | Donald Hall | 0 | 1 | 1 | 0-0-0 | 0-0-0 | 0 | 0-0 | 0-0 | 0 | 0 | 0 |
| 40 | Xandre McCleary | 0 | 1 | 1 | 0-0-0 | 0-0-0 | 0 | 0-0 | 0-0 | 0 | 0 | 0 |
| 57 | Justin Cooks | 0 | 1 | 1 | 0-0-0 | 0-0-0 | 0 | 0-0 | 0-0 | 0 | 0 | 0 |
| 52 | Derrick Mayweather | 0 | 1 | 1 | 0-0-0 | 0-0-0 | 0 | 1-0 | 0-0 | 0 | 0 | 0 |
| Totals | 40 | 30 | 70 | 2-0-18 | 5-0-26 | 1 | 1-0 | 0-0 | 4 | 0 | 0 | 0 |

SOUTH FLA.

| # | Name | Solo | Asst | Total | Sacks-Yds | TFL-Yds | FF | FR-Yds | Int-Yds | BrUp | Bkls | QBH |
|--------|------------------|------|------|-------|-----------|---------|----|--------|---------|------|------|-----|
| 1 | Matthew Hill | 6 | 2 | 8 | 0-0-0 | 0-0-0 | 0 | 0-0 | 0-0 | 0 | 0 | 0 |
| 9 | Daquan Evans | 7 | 0 | 7 | 0-0-0 | 0-0-0 | 0 | 0-0 | 0-0 | 0 | 0 | 0 |
| 20 | Darnaeus Bellamy | 4 | 1 | 5 | 0-0-0 | 2-0-0 | 0 | 0-0 | 0-0 | 1 | 0 | 1 |
| 11 | Dwayne Boyles | 2 | 3 | 5 | 0-0-0 | 0-0-0 | 0 | 0-0 | 0-0 | 1 | 0 | 0 |
| 2 | TJ Robinson | 4 | 4 | 8 | 0-0-0 | 0-0-0 | 0 | 0-0 | 0-0 | 1 | 0 | 1 |
| 40 | Jason Vaughn | 3 | 1 | 4 | 0-5-1 | 0-5-1 | 0 | 0-0-0 | 0-0-0 | 0 | 0 | 0 |
| 3 | Vincent Davis | 3 | 0 | 3 | 0-0-0 | 0-0-0 | 0 | 0-0-0 | 0-0-0 | 0 | 0 | 0 |
| 17 | Blake Green | 2 | 1 | 3 | 0-5-1 | 0-5-1 | 0 | 0-0-0 | 0-0-0 | 0 | 0 | 0 |
| 16 | Brock Nichols | 2 | 0 | 2 | 0-0-0 | 0-0-0 | 0 | 0-0-0 | 0-0-0 | 0 | 0 | 0 |
| 99 | Ryan Thaxton | 1 | 1 | 2 | 0-0-0 | 0-0-0 | 0 | 0-0-0 | 0-0-0 | 1 | 0 | 0 |
| 10 | Kevin Kugler | 1 | 1 | 2 | 0-0-0 | 0-0-0 | 0 | 1-0-0 | 0-0-0 | 0 | 0 | 0 |
| 59 | Andrew Mims | 1 | 1 | 2 | 0-0-0 | 0-0-0 | 0 | 0-0-0 | 0-0-0 | 0 | 0 | 0 |
| 93 | Tyrone Barber | 1 | 1 | 2 | 0-0-0 | 0-0-0 | 0 | 0-0-0 | 0-0-0 | 0 | 0 | 0 |
| 13 | Tramel Logan | 0 | 2 | 2 | 0-0-0 | 0-0-0 | 0 | 0-0-0 | 0-0-0 | 1 | 0 | 0 |
| 96 | Kelvin Pirkey | 1 | 0 | 1 | 0-0-0 | 0-0-0 | 0 | 0-0-0 | 0-0-0 | 0 | 0 | 0 |
| 56 | Mark Gustafson | 1 | 0 | 1 | 0-0-0 | 0-0-0 | 0 | 0-0-0 | 0-0-0 | 0 | 0 | 0 |
| 33 | Timarcus Simpson | 1 | 0 | 1 | 0-0-0 | 0-0-0 | 0 | 0-0-0 | 0-0-0 | 0 | 0 | 0 |
| 23 | Thad Mangum | 1 | 0 | 1 | 0-0-0 | 1-0-1 | 0 | 0-0-0 | 0-0-0 | 0 | 0 | 0 |
| 21 | Jaelen Stokes | 0 | 1 | 1 | 0-0-0 | 0-0-0 | 0 | 0-0-0 | 0-0-0 | 0 | 0 | 0 |
| 83 | Logan Berryhill | 0 | 1 | 1 | 0-0-0 | 0-0-0 | 0 | 0-0-0 | 0-0-0 | 0 | 0 | 0 |
| 91 | Rashawn Yates | 0 | 0 | 0 | 0-0-0 | 0-0-0 | 0 | 0-0-0 | 0-0-0 | 0 | 0 | 0 |
| 5 | Antonio Grier | 0 | 0 | 0 | 0-0-0 | 0-0-0 | 0 | 0-0-0 | 0-0-0 | 0 | 0 | 0 |
| Totals | | 41 | 18 | 59 | 1-0-2 | 4-0-8 | 0 | 1-0-0 | 0-0-0 | 5 | 0 | 4 |

SEPT. 25, 2021 • 10:25 P.M. • ESPN2

■ Baylor Romney passed for 305 yards and three touchdowns for BYU, which out-gained the Bulls 443-367. USF gave up big pass plays of 55, 49 and 47 yards.

| Team | 1st | 2nd | 3rd | 4th | Total |
|---------------|-----|-----|-----|-----|-------|
| South Florida | 0 | 6 | 14 | 7 | 27 |
| BYU | 21 | 7 | 7 | 0 | 35 |

| Qtr | Time | Scoring Play | V-H |
|-----|-------|---|-------|
| 1st | 13:05 | BYU - #13 M.Wake 5 yd pass from #16 B.Romney (#37 J.Smith kick), 4-75, 01:55 | 0-7 |
| 1st | 09:16 | BYU - #25 T.Allgeier 1 yd rush (#37 J.Smith kick), 5-65, 01:44 | 0-14 |
| 1st | 04:20 | BYU - #25 T.Allgeier 1 yd rush (#37 J.Smith kick), 8-34, 03:33 | 0-21 |
| 2nd | 12:41 | USF - #32 S.Shrader 29 yd FG, 13-69, 06:35 | 6-21 |
| 2nd | 04:57 | USF - #32 S.Shrader 42 yd FG, 12-62, 05:07 | 6-31 |
| 2nd | 01:06 | BYU - #2 N.Pau/9 yd pass from #16 B.Romney (#37 J.Smith kick), 7-75, 03:51 | 6-38 |
| 3rd | 07:25 | USF - #10 X.Weaver 3 yd rush (#32 S.Shrader kick), 14-75, 07:35 | 12-28 |
| 3rd | 05:40 | BYU - #18 G.Romney 47 yd pass from #16 B.Romney (#37 J.Smith kick), 4-75, 01:45 | 13-35 |
| 3rd | 03:03 | USF - #0 J.Mangham 2 yd rush (#32 S.Shrader kick), 6-54, 02:30 | 20-35 |
| 4th | 05:41 | USF - #0 J.Mangham 1 yd rush (#32 S.Shrader kick), 19-94, 09:05 | 27-35 |

| RUSHING | | | | | | | RUSHING | | | | | | | | |
|-------------------|----------------|------------|-----------|------------|----------|----------------|----------------|----------------|-----------|------------|------------|------------|-----------|-----------|------------|
| | No. | Gain | Loss | Net | TD | Lg | Avg | | No. | Gain | Loss | Net | TD | Lg | Avg |
| Jaren Mangham | 26 | 90 | 4 | 86 | 2 | 16 | 3.3 | Tyler Allgeier | 15 | 86 | 5 | 81 | 2 | 14 | 5.4 |
| Timmy McClain | 15 | 59 | 4 | 55 | 0 | 18 | 3.7 | Lopini Kalota | 4 | 40 | 0 | 40 | 0 | 25 | 10.0 |
| Kelly Joiner Jr. | 4 | 28 | 0 | 28 | 0 | 14 | 7.0 | Baylor Romney | 4 | 20 | 6 | 14 | 0 | 13 | 3.5 |
| Demetris Harris | 0 | 7 | 0 | 7 | 0 | 7 | 0.0 | Samson Nacua | 2 | 3 | 0 | 3 | 0 | 3 | 1.5 |
| Xavier Weaver | 1 | 3 | 3 | 3 | 1 | 3 | 3.0 | | | | | | | | |
| Brian Battie | 2 | 7 | 5 | 2 | 0 | 7 | 1.0 | | | | | | | | |
| Totals: | 48 | 194 | 13 | 181 | 3 | 18 | 3.8 | Totals: | 25 | 149 | 11 | 138 | 2 | 25 | 5.5 |
| PASSING | | | | | | | PASSING | | | | | | | | |
| | C-A | Yds | TD | Long | Sack | | | C-A | Yds | TD | Long | Sack | | | |
| Timmy McClain | 17-24-0 | 186 | 0 | 26 | 1 | Baylor Romney | 20-25-0 | 305 | 3 | 55 | 0 | | | | |
| Totals: | 17-24-0 | 186 | 0 | 26 | 1 | Totals: | 20-25-0 | 305 | 3 | 55 | 0 | | | | |
| RECEIVING | | | | | | | RECEIVING | | | | | | | | |
| | TAR | No. | Yards | YAC | TD | Long | | TAR | No. | Yards | YAC | TD | Long | | |
| Xavier Weaver | 10 | 5 | 76 | 17 | 0 | 26 | Gunner Romney | 5 | 5 | 119 | 16 | 1 | 49 | | |
| Demarcus Gregory | 4 | 4 | 54 | 6 | 0 | 17 | Masen Wake | 5 | 24 | 24 | 1 | 7 | | | |
| Omarion Dollison | 4 | 3 | 21 | 12 | 0 | 10 | Puka Nacua | 5 | 4 | 102 | 38 | 0 | 55 | | |
| Brian Battie | 2 | 2 | 11 | 4 | 0 | 6 | Neil Patau | 5 | 4 | 42 | 24 | 1 | 13 | | |
| Jaren Mangham | 1 | 1 | 14 | 17 | 0 | 14 | Isaac Rex | 3 | 1 | 14 | 11 | 0 | 14 | | |
| Kelly Joiner Jr. | 1 | 1 | 6 | 5 | 0 | 6 | Tyler Allgeier | 2 | 1 | 4 | 3 | 0 | 4 | | |
| Randal Copeland | 1 | 1 | 4 | 0 | 0 | 4 | | | | | | | | | |
| Mitchell Brinkman | 1 | 0 | 0 | 0 | 0 | 0 | Totals: | 25 | 20 | 305 | 116 | 3 | 55 | | |

| PUNTING | No. | Yds | Avg | Long | In20 | TB |
|----------------|----------|-----------|-------------|-----------|----------|----------|
| Andrew Stokes | 2 | 96 | 48.0 | 53 | 0 | 0 |
| Totals: | 2 | 96 | 48.0 | 53 | 0 | 0 |

| RETURNS | Punt | | | Kickoff | | | Intercept | | |
|----------------|------|-----|----|---------|-----|----|-----------|-----|----|
| | No | Yds | Lg | No | Yds | Lg | No | Yds | Lg |
| Jimmy Horn Jr. | 0 | 0 | 0 | 1 | 5 | 5 | 0 | 0 | 0 |

| | | | | | | | | | |
|--------------------|---|---|---|------------|-------------|-------------|---|---|---------------|
| Brian Battie | 0 | 0 | 0 | 1 | 28 | 28 | 0 | 0 | 0 |
| Totals: | 0 | 0 | 0 | 2 | 33 | 28 | 0 | 0 | 0 |
| FIELD GOALS | | | | Qtr | Time | Dist | | | Result |

| | | | | | | | | | | | |
|-----------------|-----|-------|------|------|--------------|--------------|-------|-------|---------|----|----|
| Spencer Shrader | 2nd | 12:41 | 29 | GOOD | Justin Smith | 4th | 14:46 | 22 | BLOCKED | | |
| Spencer Shrader | 2nd | 04:57 | 42 | GOOD | | | | | | | |
| KICKOFFS | No. | Yards | Avg | TB | OB | KICKOFFS | No. | Yards | Avg | TB | OB |
| Spencer Shrader | 6 | 240 | 40.0 | 0 | 0 | Justin Smith | 6 | 270 | 45.0 | 0 | 0 |

| | | | | | | | | | | | | | |
|--------------------|-------------|------------|-----------|-----------|-----------|--------------|--------------------|-------------|------------|-----------|-----------|-----------|--------------|
| Spencer Shrader | 6 | 342 | 57.0 | 4 | 1 | | Justen Smith | 6 | 372 | 62.0 | 3 | 0 | |
| ALL-PURPOSE | Rush | Rcv | KR | PR | IR | Total | ALL-PURPOSE | Rush | Rcv | KR | PR | IR | Total |
| Jaren Mangham | 86 | 14 | 0 | 0 | 0 | 100 | Gunner Romney | 0 | 119 | 0 | 0 | 0 | 119 |
| Xavier Weaver | 3 | 76 | 0 | 0 | 0 | 79 | Rika Nacua | 0 | 102 | 0 | 0 | 0 | 102 |

| | | | | | | | | | | | | | |
|------------------|----|----|---|---|---|----|----------------|----|-----|---|----|---|-----|
| Xavier Weaver | 3 | 76 | 0 | 0 | 0 | 79 | Puka Nacua | 0 | 102 | 0 | 0 | 0 | 102 |
| Timmy McClain | 55 | 0 | 0 | 0 | 0 | 55 | Tyler Allgeier | 81 | 4 | 0 | 0 | 0 | 85 |
| Demarcus Gregory | 0 | 54 | 0 | 0 | 0 | 54 | Hobbs Nyberg | 0 | 0 | 0 | 51 | 0 | 51 |

FUMBLES

South Florida - Timmy McClain 1-1, Brian Battie 1-0
BYU - TEAM 1-1, Baylor Romney 1-0

| # | Name | Solo | Asst | Total | Sacks-Yds | TFL-Yds | FF | FR-Yds | Int-Yds | Br/Up | Blks | QBH |
|--------|------------------|------|------|-------|-----------|---------|----|--------|---------|-------|------|-----|
| 0 | Daquan Evans | 5 | 3 | 8 | 0.0-0 | 0.0-0 | 0 | 0-0 | 0-0 | 0 | 0 | 0 |
| 3 | Vincent Davis | 2 | 4 | 6 | 0.0-0 | 0.0-0 | 0 | 0-0 | 0-0 | 0 | 0 | 0 |
| 5 | Antonio Grier | 2 | 3 | 5 | 0.0-0 | 0.0-0 | 0 | 0-0 | 0-0 | 0 | 0 | 1 |
| 11 | Dwayne Boyles | 2 | 2 | 4 | 0.0-0 | 0.5-1 | 0 | 0-0 | 0-0 | 0 | 0 | 0 |
| 1 | Matthew Hall | 2 | 2 | 4 | 0.0-0 | 0.0-0 | 0 | 0-0 | 0-0 | 0 | 0 | 0 |
| 59 | Andrew Mims | 2 | 1 | 3 | 0.0-0 | 0.0-0 | 0 | 0-0 | 0-0 | 0 | 0 | 0 |
| 20 | Damaeuz Bellamy | 1 | 2 | 3 | 0.0-0 | 0.0-0 | 0 | 0-0 | 0-0 | 0 | 0 | 0 |
| 22 | Mekhi LaPointe | 1 | 2 | 3 | 0.0-0 | 0.0-0 | 0 | 0-0 | 0-0 | 0 | 0 | 0 |
| 40 | Jason Vaughn | 2 | 0 | 2 | 0.0-0 | 0.0-0 | 0 | 0-0 | 0-0 | 0 | 0 | 0 |
| 2 | T.J. Robinson | 1 | 1 | 2 | 0.0-0 | 0.0-0 | 0 | 0-0 | 0-0 | 0 | 0 | 0 |
| 16 | Brock Nichols | 1 | 1 | 2 | 0.0-0 | 0.0-0 | 0 | 0-0 | 0-0 | 0 | 0 | 0 |
| 23 | Thaddeus Mungum | 1 | 1 | 2 | 0.0-0 | 0.0-0 | 0 | 0-0 | 0-0 | 0 | 0 | 0 |
| 45 | Danrien Grant | 0 | 2 | 2 | 0.0-0 | 0.5-0 | 0 | 0-0 | 0-0 | 0 | 1 | 0 |
| 33 | Timarcus Simpson | 1 | 0 | 1 | 0.0-0 | 0.0-0 | 0 | 0-0 | 0-0 | 0 | 0 | 0 |
| 99 | Ryan Thaxton | 1 | 0 | 1 | 0.0-0 | 0.0-0 | 0 | 0-0 | 0-0 | 0 | 0 | 0 |
| 21 | Brian Battie | 1 | 0 | 1 | 0.0-0 | 0.0-0 | 0 | 0-0 | 0-0 | 0 | 0 | 0 |
| 10 | Kevin Kiegler | 1 | 0 | 1 | 0.0-0 | 0.0-0 | 0 | 0-0 | 0-0 | 0 | 0 | 0 |
| 36 | Andrew Stokes | 1 | 0 | 1 | 0.0-0 | 0.0-0 | 0 | 0-0 | 0-0 | 0 | 0 | 0 |
| 19 | Jalen Herring | 1 | 0 | 1 | 0.0-0 | 0.0-0 | 0 | 0-0 | 0-0 | 0 | 0 | 0 |
| 17 | Blakes Green | 0 | 1 | 1 | 0.0-0 | 0.0-0 | 0 | 0-0 | 0-0 | 0 | 0 | 0 |
| 34 | Joshua Green | 0 | 1 | 1 | 0.0-0 | 0.0-0 | 0 | 0-0 | 0-0 | 0 | 0 | 0 |
| Totals | | 28 | 26 | 54 | 0.0-0 | 1.0-1 | 0 | 0-0 | 0-0 | 0 | 1 | 1 |

| # | Name | Solo | Asst | Total | Sacks-Yds | TFL-Yds | FF | FR-Yds | Int-Yds | Br/Up | Blks | QBH |
|--------|--------------------|------|------|-------|-----------|---------|----|--------|---------|-------|------|-----|
| 33 | Ben Bywater | 5 | 3 | 8 | 0-0 | 0-0 | 0 | 0-0 | 0-0 | 0 | 0 | 0 |
| 45 | Pepe Tanavassu | 3 | 4 | 7 | 0-0 | 1-0 | 0 | 0-0 | 0-0 | 0 | 0 | 0 |
| 95 | Caden Haws | 3 | 4 | 7 | 0-0 | 0-0 | 0 | 0-0 | 0-0 | 0 | 0 | 0 |
| 3 | Chaz Ah-Yu | 4 | 2 | 6 | 0-0 | 0-0 | 1 | 0-0 | 0-0 | 0 | 0 | 0 |
| 22 | Ammon Hannemann | 3 | 3 | 6 | 0-0 | 0-0 | 0 | 0-0 | 0-0 | 0 | 0 | 0 |
| 49 | Payton Wilgar | 3 | 2 | 5 | 0-0 | 2-0 | 0 | 0-0 | 0-0 | 0 | 0 | 0 |
| 5 | D'Angelo Mandell | 4 | 0 | 4 | 0-0 | 1-0 | 1 | 0-0 | 0-0 | 1 | 0 | 0 |
| 18 | Kaleb Hayes | 3 | 0 | 3 | 0-0 | 0-0 | 0 | 0-0 | 0-0 | 1 | 0 | 0 |
| 31 | Max Tooley | 2 | 1 | 3 | 1-1 | 1-0 | 0 | 0-0 | 0-0 | 0 | 0 | 0 |
| 10 | Morgan Cooper | 1 | 2 | 3 | 0-0 | 0-0 | 0 | 0-0 | 0-0 | 0 | 0 | 0 |
| 91 | Earl Tuoti-Mainier | 1 | 2 | 3 | 0-0 | 0-0 | 0 | 0-0 | 0-0 | 0 | 0 | 0 |
| 7 | George Udo | 2 | 0 | 2 | 0-0 | 0-0 | 0 | 0-0 | 0-0 | 0 | 0 | 0 |
| 98 | Gabe Summers | 1 | 1 | 2 | 0-0 | 1-0 | 0 | 0-0 | 0-0 | 0 | 0 | 1 |
| 12 | Malik Moore | 1 | 1 | 2 | 0-0 | 0-0 | 0 | 0-0 | 0-0 | 0 | 0 | 0 |
| 58 | Uriah Letaua | 1 | 0 | 1 | 0-0 | 0-0 | 0 | 0-0 | 0-0 | 0 | 0 | 0 |
| 20 | Jacob Boren | 1 | 0 | 1 | 0-0 | 0-0 | 0 | 0-0 | 0-0 | 0 | 0 | 0 |
| 94 | John Nelson | 1 | 0 | 1 | 0-0 | 0-0 | 0 | 0-0 | 0-0 | 0 | 0 | 0 |
| 26 | Mitchell Price | 1 | 0 | 1 | 0-0 | 0-0 | 0 | 0-0 | 0-0 | 0 | 0 | 0 |
| 0 | Jakob Robinson | 1 | 0 | 1 | 0-0 | 0-0 | 0 | 0-0 | 0-0 | 0 | 0 | 0 |
| 46 | Drew Jensen | 0 | 1 | 1 | 0-0 | 0-0 | 0 | 0-0 | 0-0 | 0 | 0 | 0 |
| 93 | Blake Mangelson | 0 | 1 | 1 | 0-0 | 0-0 | 0 | 0-0 | 0-0 | 0 | 0 | 1 |
| 58 | Lorenzo Faustola | 0 | 1 | 1 | 0-0 | 0-0 | 0 | 1-0 | 0-0 | 0 | 0 | 0 |
| 32 | Nick Nethercott | 0 | 0 | 0 | 0-0 | 0-0 | 0 | 0-0 | 0-0 | 0 | 0 | 0 |
| 51 | Aiden Tola | 0 | 0 | 0 | 0-0 | 0-0 | 0 | 0-0 | 0-0 | 0 | 0 | 0 |
| Totals | | 41 | 30 | 71 | 1-0 | 6-0 | 1 | 1-0 | 0-0 | 2 | 0 | 2 |

GAME 5: SMU 41, USF 17

GERALD J. FORD STADIUM • DALLAS, TEXAS

OCT. 2, 2021 • 4:00 P.M. • ESPNU

DALLAS, TEXAS – The USF football team (1-4; 0-1 AAC) fell to unbeaten SMU (5-0; 1-0 AAC), 41-17, Saturday as the Bulls opened American Athletic Conference play at Gerald J. Ford Stadium in Dallas.

Starting his third game, freshman quarterback Timmy McClain posted a career high 223 yards passing and ran for 25 yards, but missed on a couple of scoring opportunities. His former Seminole High School teammate Jimmy Horn Jr. posted career highs with five catches for 102 yards, including 55 yards after the catch. Dwayne Boyles recorded 10 tackles, and interception and -1.5 tackles for loss and Matthew Hill led the Bulls with a career high 11 tackles.

USF again fell behind early (17-0), made a game of it in the middle eight minutes and then faded with penalties and missed opportunities as SMU remained unbeaten. SMU built a 17-0 lead early in the second quarter after scoring on their first three drives, going 75, 65 and 97 yards, respectively.

SMU extended its lead, 27-10, with a 58-yard touchdown march capped by a 13-yard Tre Siggers touchdown run. The Bulls responded by going 75 yards in 10 plays and cut the lead back to 10, 27-17. McClain hit Horn for a big 34-yard gain on the drive.

USF forced an SMU punt on the next Mustang possession, but the Bulls couldn't get a first down near midfield and had to punt the ball back. A short punt gave SMU the ball at the 50 and Mordecai hit Jordan Kerley for a 42-yard completion to the USF 5. Mordecai hit Danny Gray for a touchdown and SMU effectively iced the game with a 34-17 lead and 9:32 to play.

SMU quarterback Tanner Mordecai, who entered the game leading the nation in touchdown passes, added four more to his resume on the day as he threw for 301 yards.

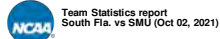
■ Late in the first half, the Bulls got an interception from Dwayne Boyles following a hit on Mordecai from Tramel Logan, but USF was unable to convert the possession, which started at the 50, into points. The Bulls' defense held SMU again late in the first half and USF drove 37 yards to the SMU 20, but had time expire without scoring.

■ USF received the second half kickoff and promptly marched 75 yards in seven plays for their first touchdown on a one-yard Jaren Mangham plunge.

■ Mangham would score again later to mark his fourth straight game with at least two TD.

■ Freshman WR Jimmy Horn Jr. posted his first career 100-yard receiving game with career highs of 5 catches for 102 yards, the Bulls' first 100-yard receiving game of the season.

■ SMU went 9-of-16 on third down conversions, keeping the offense on the field.(45.1 ypp).



Date: Oct 02, 2021
Site: Dallas, Texas
Stadium: Gerald J. Ford
Attendance: 23555

| FULL GAME | USF | SMU |
|--------------------------------|---------|---------|
| FIRST DOWNS | 19 | 30 |
| Rushing | 6 | 11 |
| Passing | 11 | 16 |
| Penalty | 2 | 3 |
| NET YARDS RUSHING | 113 | 162 |
| Rushing Attempts | 37 | 40 |
| Average Per Rush | 3.1 | 4.0 |
| Rushing Touchdowns | 2 | 1 |
| Yards Gained Rushing | 150 | 176 |
| Yards Lost Rushing | 37 | 14 |
| NET YARDS PASSING | 223 | 301 |
| Completions-Attempts-Int | 14-22-0 | 29-42-1 |
| Average Per Attempt | 10.1 | 7.2 |
| Average Per Completion | 15.9 | 10.4 |
| Passing Touchdowns | 0 | 4 |
| TOTAL OFFENSE YARDS | 336 | 463 |
| Total offense plays | 59 | 62 |
| Average Gain Per Play | 5.7 | 5.6 |
| Fumbles: Number-Lost | 1-1 | 1-0 |
| Penalties: Number-Yards | 8-75 | 4-40 |
| PUNTS-YARDS | 6-194 | 3-133 |
| Average Yards Per Punt | 32.3 | 44.3 |
| Net Yards Per Punt | 31.5 | 37.7 |
| Inside 20 | 1 | 1 |
| 50+ Yards | 0 | 1 |
| Touchbacks | 0 | 1 |
| Fair catch | 1 | 0 |
| KICKOFF-YARDS | 4-260 | 8-515 |
| Average Yards Per Kickoff | 65.0 | 64.4 |
| Net Yards Per Kickoff | 36.5 | 40.1 |
| Touchbacks | 3 | 7 |
| Fair Catch Yards | 3 | 0 |
| Punt returns: Number-Yards-TD | 0-0-0 | 2-5-0 |
| Average Per Return | 0.0 | 2.5 |
| Kickoff returns: Number-Yds-TD | 1-19-0 | 1-39-0 |
| Average Per Return | 19.0 | 39.0 |
| Interceptions: Number-Yds-TD | 1-0-0 | 0-0-0 |
| Fumble Returns: Number-Yds-TD | 0-0-0 | 0-0-0 |
| Miscellaneous Yards | 0 | 0 |
| Possession Time | 27:11 | 32:49 |
| 1st Quarter | 04:43 | 10:17 |
| 2nd Quarter | 08:44 | 06:16 |
| 3rd Quarter | 08:07 | 06:53 |
| 4th Quarter | 05:37 | 09:23 |
| Third-Down Conversions | 2-11 | 9-16 |
| Fourth-Down Conversions | 1-1 | 1-1 |
| Red-Zone Scores-Chances | 3-4 | 6-6 |
| Touchdowns | 2-4 | 4-6 |
| Field goals | 1-4 | 2-6 |
| Sacks By: Number-Yards | 0-0 | 2-21 |
| PAT Kicks | 2-2 | 5-5 |
| Field Goals | 1-1 | 2-2 |
| Points off Turnover | 0 | 7 |

| | | | | | |
|------------|----|---|----|----|----|
| South Fla. | 0 | 3 | 14 | 0 | 17 |
| SMU | 10 | 7 | 10 | 14 | 41 |

SCORING SUMMARY

| Qtr | Time | Scoring Play | V-H |
|-----|-------|--|-------|
| 1st | 10:50 | SMU - #21 R.Roberson, Jr. 21 yd pass from #8 T.Mordecai (#92 B.Mazza kick), 12:75, 02:10 | 0-7 |
| 1st | 04:40 | SMU - #92 B.Mazza 26 yd FG, 11:65, 04:21 | 0-10 |
| 2nd | 12:05 | SMU - #11 R.Rice 10 yd pass from #8 T.Mordecai (#92 B.Mazza kick), 14:97, 04:41 | 0-17 |
| 2nd | 04:37 | USF - #32 S.Shrader 29 yd FG, 14:63, 07:28 | 3-17 |
| 3rd | 12:50 | USF - #0 J.Mangham 1 yd rush (#92 S.Shrader kick), 7:75, 02:10 | 10-17 |
| 3rd | 08:56 | SMU - #92 B.Mazza 30 yd FG, 12:63, 03:54 | 10-20 |
| 3rd | 04:25 | SMU - #4 T.Siggers 13 yd rush (#92 B.Mazza kick), 6:58, 02:30 | 10-27 |
| 3rd | 00:29 | USF - #0 J.Mangham 1 yd rush (#92 S.Shrader kick), 10:75, 03:56 | 17-27 |
| 4th | 09:32 | SMU - #5 D.Gray 4 yd pass from #8 T.Mordecai (#92 B.Mazza kick), 4:50, 01:44 | 17-34 |
| 4th | 05:09 | SMU - #5 D.Gray 5 yd pass from #8 T.Mordecai (#92 B.Mazza kick), 6:30, 03:04 | 17-41 |

SOUTH FLA.

| RUSHING | | | | | | | |
|-------------------|---------|------|-------|------|------|------|-----|
| | No. | Gain | Loss | Net | TD | Lg | Avg |
| Brian Battie | 7 | 51 | 5 | 46 | 0 | 24 | 6.6 |
| Timmy McClain | 13 | 53 | 28 | 25 | 0 | 18 | 1.9 |
| Jaren Mangham | 11 | 24 | 3 | 21 | 2 | 9 | 1.9 |
| Kelly Joiner Jr. | 6 | 22 | 1 | 21 | 0 | 7 | 3.5 |
| Totals: | 37 | 150 | 37 | 113 | 2 | 24 | 3.1 |
| PASSING | | | | | | | |
| | C-A-I | Yds | TD | Long | Sack | | |
| Timmy McClain | 14-22-0 | 223 | 0 | 37 | 2 | | |
| Totals: | 14-22-0 | 223 | 0 | 37 | 2 | | |
| RECEIVING | | | | | | | |
| | TAR | No. | Yards | YAC | TD | Long | |
| Jimmy Horn Jr. | 5 | 5 | 102 | 55 | 0 | 37 | |
| Xavier Weaver | 6 | 3 | 34 | 9 | 0 | 17 | |
| Demarcus Gregory | 2 | 2 | 40 | 6 | 0 | 27 | |
| Omarion Dollison | 2 | 1 | 18 | 4 | 0 | 18 | |
| Sean Atkins | 1 | 1 | 14 | 14 | 0 | 14 | |
| Mitchell Brinkman | 3 | 1 | 13 | 0 | 0 | 13 | |
| Kelly Joiner Jr. | 1 | 1 | 2 | 2 | 0 | 2 | |
| Yusuf Terry | 1 | 0 | 0 | 0 | 0 | 0 | |
| Totals: | 21 | 14 | 223 | 90 | 0 | 37 | |

| PUNTING | | | | | | | | | | |
|----------------|----------|------------|-------------|-----------|----------|----------|--|--|--|--|
| | No. | Yds | Avg | Long | In20 | TB | | | | |
| Andrew Stokes | 6 | 194 | 32.3 | 45 | 1 | 0 | | | | |
| Totals: | 6 | 194 | 32.3 | 45 | 1 | 0 | | | | |

| RETURNS | | | | | | | | | | |
|----------------|----------|----------|-----------|----------|-----------|-----------|----------|----------|----------|--|
| | Punt | Kickoff | Intercept | | | | | | | |
| | No | Yds | Lg | No | Yds | Lg | No | Yds | Lg | |
| Brian Battie | 0 | 0 | 0 | 1 | 19 | 19 | 0 | 0 | 0 | |
| Dwayne Boyles | 0 | 0 | 0 | 0 | 0 | 0 | 1 | 0 | 0 | |
| Totals: | 0 | 0 | 0 | 1 | 19 | 19 | 1 | 0 | 0 | |

| FIELD GOALS | | | | | | | | | | |
|-----------------|-----|-------|------|--------|--|--|--|--|--|--|
| | Qtr | Time | Dist | Result | | | | | | |
| Spencer Shrader | 2nd | 04:37 | 29 | GOOD | | | | | | |

| KICKOFFS | | No. | Yards | Avg | TB | OB |
|------------------|------|-----|-------|-----|----|-------|
| Spencer Shrader | 4 | 260 | 65.0 | 3 | 0 | |
| ALL-PURPOSE | Rush | Rcv | KR | PR | IR | Total |
| Jimmy Horn Jr. | 0 | 102 | 0 | 0 | 0 | 102 |
| Brian Battie | 46 | 0 | 19 | 0 | 0 | 65 |
| Demarcus Gregory | 0 | 40 | 0 | 0 | 0 | 40 |
| Xavier Weaver | 0 | 34 | 0 | 0 | 0 | 34 |

FUMBLES
South Fla. - Timmy McClain 1-1
SMU - Jordan Kerley 1-0

SMU

| RUSHING | | No. | Gain | Loss | Net | TD | Lg | Avg |
|-----------------------|--|---------|------|-------|------|------|------|-----|
| Tre Siggers | | 20 | 93 | 7 | 86 | 1 | 17 | 4.3 |
| Tanner Mordecai | | 7 | 32 | 4 | 28 | 0 | 13 | 4.0 |
| Brandon Epton, Jr. | | 6 | 29 | 2 | 27 | 0 | 18 | 4.5 |
| Tyler Lavine | | 7 | 22 | 1 | 21 | 0 | 9 | 3.0 |
| Totals: | | 40 | 176 | 14 | 162 | 1 | 18 | 4.0 |
| PASSING | | C-A-I | Yds | TD | Long | Sack | | |
| Tanner Mordecai | | 29-42-1 | 301 | 4 | 42 | 0 | | |
| Totals: | | 29-42-1 | 301 | 4 | 42 | 0 | | |
| RECEIVING | | TAR | No. | Yards | YAC | TD | Long | |
| Rashee Rice | | 8 | 8 | 71 | 36 | 1 | 15 | |
| Danny Gray | | 9 | 7 | 74 | 61 | 2 | 23 | |
| Reggie Roberson, Jr. | | 7 | 5 | 54 | 43 | 1 | 21 | |
| Jordan Kerley | | 4 | 2 | 39 | 8 | 0 | 42 | |
| Roderick Daniels, Jr. | | 2 | 2 | 17 | 11 | 0 | 9 | |
| Grant Calcaterra | | 5 | 2 | 3 | 1 | 0 | 3 | |
| Tyler Lavine | | 1 | 1 | 22 | 14 | 0 | 22 | |
| Austin Upshaw | | 1 | 1 | 11 | 12 | 0 | 11 | |
| Brandon Epton, Jr. | | 2 | 1 | 10 | 16 | 0 | 10 | |

| PUNTING | | | | | | | | | | |
|----------------|----------|------------|-------------|-----------|----------|----------|--|--|--|--|
| | No. | Yds | Avg | Long | In20 | TB | | | | |
| Brendan Hall | 2 | 88 | 44.0 | 51 | 1 | 0 | | | | |
| Matt Franje | 1 | 45 | 45.0 | 45 | 0 | 1 | | | | |
| Totals: | 3 | 133 | 44.3 | 51 | 1 | 1 | | | | |

| RETURNS | | | | | | | | | | |
|----------------|----------|----------|-----------|----------|-----------|-----------|----------|----------|----------|--|
| | Punt | Kickoff | Intercept | | | | | | | |
| | No | Yds | Lg | No | Yds | Lg | No | Yds | Lg | |
| Jordan Kerley | 2 | 5 | 5 | 0 | 0 | 0 | 0 | 0 | 0 | |
| Bryan Massey | 0 | 0 | 0 | 1 | 39 | 39 | 0 | 0 | 0 | |
| Totals: | 2 | 5 | 5 | 1 | 39 | 39 | 0 | 0 | 0 | |

| FIELD GOALS | | | | | | | | | | |
|-------------|-----|-------|------|--------|--|--|--|--|--|--|
| | Qtr | Time | Dist | Result | | | | | | |
| Blake Mazza | 1st | 04:40 | 26 | GOOD | | | | | | |
| Blake Mazza | 3rd | 08:56 | 30 | GOOD | | | | | | |

| KICKOFFS | | No. | Yards | Avg | TB | OB |
|----------------------|------|-----|-------|-----|----|-------|
| Brendan Hall | 8 | 515 | 64.4 | 7 | 0 | |
| ALL-PURPOSE | Rush | Rcv | PR | PR | R | Total |
| Tre Siggers | 86 | 0 | 0 | 0 | 0 | 86 |
| Danny Gray | 0 | 74 | 0 | 0 | 0 | 74 |
| Rashee Rice | 0 | 71 | 0 | 0 | 0 | 71 |
| Reggie Roberson, Jr. | 0 | 54 | 0 | 0 | 0 | 54 |

GAME 6: TULSA 32, USF 31

RAYMOND JAMES STADIUM • TAMPA, FLA.

OCT. 16, 2021 • 12:00 P.M. • ESPNU

TAMPA, FLA., – The Bulls jumped to a 14-point lead in the second quarter behind big plays on special teams and defense and led by 11, 31-20, early in the fourth quarter but saw Tulsa score the final 14 points and the go-ahead touchdown with 47 seconds left in the game to down the Bulls for the second straight year in Tampa.

The USF defense put on one of its best performances of the season, forcing three turnovers, scoring a defensive touchdown and forcing the Hurricane to turn the ball over on punts or downs on their first three second half possessions. Linebacker Antonio Grier posted the first interception of his career and forced and recovered a fumble that set up a score as he sparked the Bulls early. His 69-yard interception return for a touchdown marked the third-longest in program history and his fumble recovery set the Bulls up on the Tulsa 12 for an eventual touchdown.

Fellow linebacker Dwayne Boyles posted an interception for the second straight game, the third of his career, and Vincent Davis led the Bulls with a career-best 13 tackles and two tackles for loss.

Bulls running back Jaren Mangham posted his fifth straight game with a rushing touchdown, plunging in from 1-yard out to give him 10 on the year which is tied for ninth on the USF season charts.

Tulsa out-gained the Bulls 535 to 268 yards, ran 31 more plays (88-57) and recorded 31 first downs to the Bulls 13. But the Bulls special teams play and opportunistic defense gave USF a great chance to win the game.

■ With 4:20 to play, USF elected to go for it on a fourth and less than a yard from its own 42, but the run play by Jaren Mangham was stopped short and Tulsa took over and went 42 yards in nine plays for the game-winning points.

■ USF had the ball with 47 seconds to play, but was unable to gain a first down.

■ Freshman Brian Battie produced a 100-yard kickoff return for a touchdown, marking the Bulls' first kickoff return for a touchdown since Terrence Horne had two vs. Georgia Tech in 2018. It marked the third 100-yard kickoff return in program history, and the first since Lindsey Lamar had one at Louisville in 2010.

■ Spencer Shrader remained a perfect 7-of-7 on field goals on the season, hitting from 44 yards out.

■ The USF defense forced three turnovers, its most since Oct. 32 last year at Cincinnati, while the Bulls only committed one turnover on a kickoff return.

Tulsa vs South Fla. (Oct 16, 2021)

| FULL GAME | | TUL | USF |
|--------------------------------|--|---------|---------|
| FIRST DOWNS | | 31 | 13 |
| Rushing | | 15 | 5 |
| Passing | | 14 | 7 |
| Penalty | | 2 | 1 |
| NET YARDS RUSHING | | 269 | 113 |
| Rushing Attempts | | 49 | 31 |
| Average Per Rush | | 5.5 | 3.6 |
| Rushing Touchdowns | | 2 | 2 |
| Yards Gained Rushing | | 282 | 131 |
| Yards Lost Rushing | | 13 | 18 |
| NET YARDS PASSING | | 266 | 155 |
| Completions-Attempts-Int | | 22-39-2 | 11-26-0 |
| Average Per Attempt | | 6.8 | 6.0 |
| Average Per Completion | | 12.1 | 14.1 |
| Passing Touchdowns | | 2 | 0 |
| TOTAL OFFENSE YARDS | | 535 | 268 |
| Total offense plays | | 88 | 57 |
| Average Gain Per Play | | 6.1 | 4.7 |
| Fumbles: Number-Lost | | 2-1 | 1-1 |
| Penalties: Number-Yards | | 5-50 | 5-47 |
| PUNTS-YARDS | | 3-163 | 4-165 |
| Average Yards Per Punt | | 54.3 | 41.2 |
| Net Yards Per Punt | | 44.3 | 39 |
| Inside 20 | | 1 | 2 |
| 50+ Yards | | 3 | 1 |
| Touchbacks | | 1 | 0 |
| Fair catch | | 1 | 2 |
| KICKOFF-YARDS | | 7-425 | 6-385 |
| Average Yards Per Kickoff | | 60.7 | 64.2 |
| Net Yards Per Kickoff | | 25.1 | 41 |
| Touchbacks | | 3 | 5 |
| Fair Catch Yards | | 0 | 0 |
| Punt returns: Number-Yards-TD | | 1-9-0 | 1-10-0 |
| Average Per Return | | 9.0 | 10.0 |
| Kickoff returns: Number-Yds-TD | | 1-14-0 | 4-174-1 |
| Average Per Return | | 14.0 | 43.5 |
| Interceptions: Number-Yds-TD | | 0-0-0 | 2-4-1 |
| Fumble Returns: Number-Yds-TD | | 0-0-0 | 1-3-0 |
| Miscellaneous Yards | | 0 | 0 |
| Possession Time | | 34:42 | 25:18 |
| 1st Quarter | | 05:57 | 09:03 |
| 2nd Quarter | | 11:17 | 03:43 |
| 3rd Quarter | | 06:59 | 08:01 |
| 4th Quarter | | 10:29 | 04:31 |
| Third-Down Conversions | | 5-15 | 3-11 |
| Fourth-Down Conversions | | 1-2 | 0-3 |
| Red-Zone Scores-Chances | | 5-5 | 2-2 |
| Touchdowns | | 3-5 | 2-2 |
| Field goals | | 2-5 | 0-2 |
| Sacks By: Number-Yards | | 3-14 | 0-0 |
| PAT Kicks | | 2-2 | 4-4 |
| Field Goals | | 2-2 | 1-1 |
| Points off Turnover | | 0 | 14 |

Site: Tampa, Florida
Stadium: Raymond James
Attendance:

| Team | 1st | 2nd | 3rd | 4th | Total |
|------------|-----|-----|-----|-----|-------|
| Tulsa | 3 | 17 | 0 | 12 | 32 |
| South Fla. | 3 | 21 | 7 | 0 | 31 |

SCORING SUMMARY

| Qtr | Time | Scoring Play | V-H |
|-----|-------|--|-------|
| 1st | 10:51 | USF - #32 S.Shrader 44 yd FG, 8-48, 04:09 | 0-3 |
| 1st | 04:54 | TUL - #90 Z.Long 22 yd FG, 15-71, 05:57 | 3-3 |
| 2nd | 12:55 | USF - #0 J.Mangham 1 yd rush (#32 S.Shrader kick), 4-12, 01:56 | 3-10 |
| 2nd | 09:13 | TUL - #8 D.Prince 1 yd rush (#90 Z.Long kick), 4-43, 00:58 | 10-10 |
| 2nd | 08:59 | USF - #21 B.Battie 100 yd kickoff return (#32 S.Shrader kick), 00:00 | 10-17 |
| 2nd | 05:54 | USF - #5 A.Grier 0 yd interception return (#32 S.Shrader kick), 03:05 | 10-24 |
| 2nd | 01:10 | TUL - #90 Z.Long 25 yd FG, 12-68, 04:44 | 13-24 |
| 2nd | 00:57 | TUL - #9 S.Crawford Jr. 37 yd pass from #7 D.Brin (#90 Z.Long kick), 1-37, 00:06 | 20-24 |
| 3rd | 04:30 | USF - #9 T.McClain 8 yd rush (#32 S.Shrader kick), 10-81, 04:33 | 20-31 |
| 4th | 10:57 | TUL - #4 J.Johnson 13 yd pass from #7 D.Brin (#8 D.Prince rush failed), 10-99, 04:36 | 26-31 |
| 4th | 00:47 | TUL - #3 S.Brooks 3 yd rush (#4 J.Johnson pass from #7 D.Brin failed), 9-42, 03:33 | 32-31 |

TULSA

| RUSHING | | No. | Gain | Loss | Net | TD | Lg | Avg |
|--------------------|----|---------|------|-------|-----|----|------|-----|
| Shaman Brooks | 23 | 147 | 2 | 145 | 1 | 23 | 6.3 | |
| Demeric Prince | 19 | 115 | 5 | 110 | 1 | 29 | 5.8 | |
| Davis Brin | 5 | 20 | 0 | 20 | 0 | 7 | 4.0 | |
| Tyler Smith | 0 | 0 | 0 | 0 | 0 | 0 | 0.0 | |
| TEAM | 1 | 0 | 1 | -1 | 0 | 0 | -1.0 | |
| Anthony Watkins | 1 | 0 | 5 | 5 | 0 | 0 | 5.0 | |
| Totals: | | 49 | 282 | 13 | 269 | 2 | 29 | 5.5 |
| PASSING | | C-A-I | Yds | TD | Int | Lg | Sack | |
| Davis Brin | 22 | 39-2 | 266 | 2 | 37 | 0 | 0 | |
| Totals: | | 22-39-2 | 266 | 2 | 37 | 0 | | |
| RECEIVING | | TAR | No. | Yards | YAC | TD | Long | |
| Josh Johnson | 17 | 8 | 74 | 14 | 1 | 13 | | |
| Sam Crawford Jr. | 6 | 4 | 67 | 16 | 1 | 37 | | |
| JuanCarlos Santana | 7 | 4 | 49 | 24 | 0 | 19 | | |
| Ezra Naylor II | 4 | 2 | 34 | 9 | 0 | 18 | | |
| Shaman Brooks | 3 | 2 | 28 | 19 | 0 | 19 | | |
| Ethan Hall | 2 | 2 | 14 | 11 | 0 | 8 | | |
| Totals: | | 39 | 22 | 266 | 93 | 2 | 37 | |

| PUNTING | | No. | Yds | Avg | Long | In20 | TB | | |
|-----------------|----|------|-----|---------|------|-----------|----|-----|----|
| Lachlan Wilson | | 3 | 163 | 54.3 | 62 | 1 | 1 | | |
| Totals: | | 3 | 163 | 54.3 | 62 | 1 | 1 | | |
| RETURNS | | Punt | | Kickoff | | Intercept | | | |
| | No | Yds | Lg | No | Yds | Lg | No | Yds | Lg |
| Kamdyn Benjamin | 1 | 9 | 9 | 0 | 0 | 0 | 0 | 0 | 0 |
| Anthony Watkins | 0 | 0 | 0 | 1 | 14 | 14 | 0 | 0 | 0 |
| Totals: | | 1 | 9 | 9 | 1 | 14 | 0 | 0 | 0 |

| FIELD GOALS | | Qtr | Time | Dist | Result | | |
|------------------|-----|-------|-------|------|--------|----|-------|
| Zack Long | 1st | 04:54 | 22 | | GOOD | | |
| Zack Long | 2nd | 01:10 | 25 | | GOOD | | |
| KICKOFFS | | No. | Yards | Avg | TB | OB | |
| Tyler Tipton | 6 | 375 | 62.5 | 3 | 0 | 0 | |
| Zack Long | 1 | 50 | 50.0 | 0 | 0 | 0 | |
| ALL-PURPOSE | | Rush | Rcv | KR | PR | IR | Total |
| Shamari Brooks | 145 | 28 | 0 | 0 | 0 | 0 | 173 |
| Demeric Prince | 110 | 0 | 0 | 0 | 0 | 0 | 110 |
| Josh Johnson | 0 | 74 | 0 | 0 | 0 | 0 | 74 |
| Sam Crawford Jr. | 0 | 67 | 0 | 0 | 0 | 0 | 67 |

FUMBLES
Tulsa - Anthony Watkins 1-1,Davis Brin 1-0
South Fla. - Jimmy Horn Jr. 1-1

SOUTH FLA.

| RUSHING | | No. | Gain | Loss | Net | TD | Lg | Avg |
|------------------|--|---------|------|------|-----|----|------|-----|
| Jaren Mangham | | 13 | 75 | 0 | 75 | 1 | 18 | 5.8 |
| Timmy McClain | | 14 | 40 | 16 | 24 | 1 | 8 | 1.7 |
| Kelly Joiner Jr. | | 3 | 13 | 2 | 11 | 0 | 12 | 3.7 |
| Brian Battie | | 1 | 3 | 0 | 3 | 0 | 3 | 3.0 |
| Totals: | | 31 | 131 | 18 | 113 | 2 | 18 | 3.6 |
| PASSING | | C-A-I | Yds | TD | Int | Lg | Sack | |
| Timmy McClain | | 10-25-0 | 148 | 0 | 36 | 3 | 0 | |
| Kenny Schlaber | | 1-1-0 | 7 | 0 | 7 | 0 | 0 | |
| Totals: | | 11-26-0 | 155 | 0 | 36 | 3 | | |

| RECEIVING | TAR | No. | Yards | YAC | TD | Long |
|-------------------|-----|-----|-------|-----|----|------|
| Xavier Weaver | 6 | 4 | 52 | 18 | 0 | 26 |
| Demarcus Gregory | 5 | 2 | 49 | 7 | 0 | 33 |
| Yusuf Terry | 2 | 2 | 33 | 7 | 0 | 24 |
| Omarion Dollison | 1 | 1 | 8 | 0 | 0 | 8 |
| Spencer Shrader | 1 | 1 | 7 | 8 | 0 | 7 |
| Mitchell Brinkman | 1 | 1 | 6 | 4 | 0 | 6 |
| Jimmy Horn Jr. | 4 | 0 | 0 | 0 | 0 | 0 |
| Chris Carter | 3 | 0 | 0 | 0 | 0 | 0 |
| Kelly Joiner Jr. | 1 | 0 | 0 | 0 | 0 | 0 |

TULSA

| # | Name | Solo | Asst | Total | Sacks-Yds | TFL-Yds | FF | FR-Yds | Int-Yds | BrUp | Blsks | QBH |
|--------|--------------------|------|------|-------|-----------|---------|----|--------|---------|------|-------|-----|
| 30 | Justin Wright | 5 | 2 | 7 | 2-5-9 | 2-5-9 | 0 | 0-0 | 0-0 | 0 | 0 | 1 |
| 21 | Byron Powers | 3 | 3 | 6 | 0-0-0 | 0-0-0 | 0 | 0-0 | 0-0 | 0 | 0 | 1 |
| 0 | Tyion Davis | 4 | 1 | 5 | 0-0-0 | 0-0-0 | 0 | 0-0 | 0-0 | 3 | 0 | 0 |
| 25 | Jaish Oliver | 3 | 1 | 4 | 0-0-0 | 0-0-0 | 0 | 0-0 | 0-0 | 0 | 0 | 0 |
| 90 | Jaxon Player | 2 | 2 | 4 | 0-0-0 | 0-0-0 | 0 | 0-0 | 0-0 | 0 | 0 | 0 |
| 2 | Travon Fuller | 1 | 2 | 3 | 0-0-0 | 0-0-0 | 0 | 0-0 | 0-0 | 0 | 0 | 0 |
| 9 | Daiquan Jackson | 2 | 0 | 2 | 0-0-0 | 0-0-0 | 0 | 0-0 | 0-0 | 0 | 0 | 0 |
| 94 | Anthony Goodlow | 2 | 0 | 2 | 0-0-0 | 0-0-0 | 0 | 0-0 | 0-0 | 0 | 0 | 0 |
| 52 | Deven Lamp | 1 | 1 | 2 | 0-0-0 | 0-0-0 | 0 | 0-0 | 0-0 | 0 | 0 | 0 |
| 4 | Robert Revels III | 1 | 1 | 2 | 0-0-0 | 1-0-2 | 0 | 0-0 | 0-0 | 0 | 0 | 0 |
| 8 | Brian Johnson | 1 | 1 | 2 | 0-0-0 | 0-0-0 | 0 | 0-0 | 0-0 | 0 | 0 | 0 |
| 41 | Dorian Hopkins | 0 | 2 | 2 | 0-0-0 | 0-0-0 | 0 | 0-0 | 0-0 | 0 | 0 | 1 |
| 35 | Yonhance Burnett | 1 | 0 | 1 | 0-0-0 | 1-0-2 | 0 | 0-0 | 0-0 | 0 | 0 | 0 |
| 23 | Anthony Watkins | 3 | 0 | 1 | 0-0-0 | 0-0-0 | 0 | 0-0 | 0-0 | 0 | 0 | 0 |
| 12 | Tyree Carlisle | 1 | 0 | 1 | 0-0-0 | 0-0-0 | 1 | 0-0 | 0-0 | 0 | 0 | 0 |
| 7 | TieNeal Martin | 1 | 0 | 1 | 0-0-0 | 0-0-0 | 0 | 0-0 | 0-0 | 0 | 0 | 0 |
| 44 | Joseph Anderson | 1 | 0 | 1 | 0-0-0 | 0-0-0 | 0 | 0-0 | 0-0 | 0 | 0 | 0 |
| 22 | LJ Wallace | 1 | 0 | 1 | 0-0-0 | 0-0-0 | 0 | 0-0 | 0-0 | 0 | 0 | 0 |
| 37 | Hunter Rangel | 1 | 0 | 1 | 0-0-0 | 0-0-0 | 0 | 1-0 | 0-0 | 0 | 0 | 0 |
| 15 | Reggie Ellis | 0 | 1 | 1 | 0-0-0 | 0-0-0 | 0 | 0-0 | 0-0 | 0 | 0 | 0 |
| 97 | Tyriston Stevenson | 0 | 1 | 1 | 0-0-0 | 0-5-5 | 0 | 0-0 | 0-0 | 0 | 0 | 0 |
| 99 | Everitt Rogers | 0 | 1 | 1 | 0-0-0 | 0-0-0 | 0 | 0-0 | 0-0 | 0 | 0 | 0 |
| 11 | Treyvon Reeves | 0 | 1 | 1 | 0-0-0 | 0-0-0 | 0 | 0-0 | 0-0 | 0 | 0 | 0 |
| 19 | Grant Sawyer | 0 | 0 | 0 | 0-0-0 | 0-0-0 | 0 | 0-0 | 0-0 | 0 | 0 | 1 |
| Totals | | 32 | 20 | 52 | 3-0-14 | 5-0-18 | 1 | 1-0 | 0-0 | 3 | 0 | 4 |



2021-22 South Fla. Football
Team Game-by-Game
All games

Page 1/1
as of Oct 17, 2021

| Date | Opponent | Rushing | | | | Receiving | | | | Passing | | | | Kick Returns | | | | Punt Returns | | | | tot | | |
|------------|-------------|---------|------|----|----|-----------|------|----|----|---------|-----|-----|------|--------------|----|-----|-----|--------------|-----|-----|-----|-----|----|------|
| | | no. | yds | td | lg | no. | yds | td | lg | cmp | att | int | yds | td | lg | no. | yds | td | lg | no. | yds | td | lg | off |
| 09/02/2021 | at NC State | 32 | 104 | 0 | 17 | 14 | 167 | 0 | 44 | 14 | 33 | 3 | 167 | 0 | 44 | 4 | 66 | 0 | 33 | 0 | 0 | 0 | 0 | 271 |
| 09/11/2021 | Florida | 41 | 109 | 2 | 13 | 17 | 188 | 0 | 44 | 17 | 30 | 1 | 188 | 0 | 44 | 3 | 40 | 0 | 18 | 2 | 48 | 0 | 45 | 297 |
| 09/18/2021 | Florida A&M | 46 | 241 | 4 | 42 | 12 | 163 | 1 | 40 | 12 | 26 | 0 | 163 | 1 | 40 | 0 | 0 | 0 | 0 | 4 | 45 | 0 | 29 | 404 |
| 09/25/2021 | at BYU | 48 | 181 | 3 | 18 | 17 | 186 | 0 | 26 | 17 | 24 | 0 | 186 | 0 | 26 | 2 | 33 | 0 | 28 | 0 | 0 | 0 | 0 | 367 |
| 10/02/2021 | at SMU | 37 | 113 | 2 | 24 | 14 | 223 | 0 | 37 | 14 | 22 | 0 | 223 | 0 | 37 | 1 | 19 | 0 | 19 | 0 | 0 | 0 | 0 | 336 |
| 10/16/2021 | Tulsa | 31 | 113 | 2 | 18 | 11 | 155 | 0 | 36 | 11 | 26 | 0 | 155 | 0 | 36 | 4 | 174 | 1 | 100 | 1 | 10 | 0 | 10 | 268 |
| South Fla. | | 235 | 861 | 13 | 42 | 85 | 1082 | 1 | 44 | 85 | 161 | 4 | 1082 | 1 | 44 | 14 | 332 | 1 | 100 | 7 | 103 | 0 | 45 | 1943 |
| Opponents | | 227 | 1357 | 13 | 80 | 130 | 1655 | 15 | 75 | 130 | 206 | 6 | 1655 | 15 | 75 | 6 | 125 | 0 | 39 | 9 | 91 | 0 | 42 | 3012 |

South Fla. Averages

| Games | Avg/ rush | Avg/ catch | Pass effic | KR avg | PR avg | All purpose avg/game | Total offense avg/game |
|-------|-----------|------------|------------|--------|--------|----------------------|------------------------|
| 6 | 3.7 | 12.7 | 106.3 | 23.7 | 14.7 | 416.2 | 323.8 |

| Date | Opponent | Tackles | | | | Sacks | Fumble | Pass Defense | | | blkd | PAT attempts | | | off | | | |
|------------|-------------|---------|-----|-------|----------|--------|--------|--------------|---------|-----|------|--------------|-------|------|-----|-----|-----|-----|
| | | ua | a | total | tfl-yds | no-yds | ff | fr-yds | int-yds | qbh | brup | kick | kick | rush | rcv | saf | t/o | pts |
| 09/02/2021 | at NC State | 25 | 54 | 79 | 3.0-10 | 1-7 | 0 | 0-0 | 1-27 | 2 | 1 | 0 | 0-0 | 0 | 0 | 0 | 0 | 0 |
| 09/11/2021 | Florida | 46 | 20 | 66 | 3.0-14 | 1-8 | 0 | 0-0 | 2-88 | 1 | 3 | 0 | 2-2 | 0 | 0 | 0 | 10 | 20 |
| 09/18/2021 | Florida A&M | 41 | 18 | 59 | 4.0-8 | 1-2 | 0 | 1-0 | 0-0 | 4 | 5 | 0 | 5-5 | 0 | 0 | 0 | 0 | 38 |
| 09/25/2021 | at BYU | 28 | 26 | 54 | 1.0-1 | 0-0 | 0 | 0-0 | 0-0 | 1 | 0 | 1 | 3-3 | 0 | 0 | 0 | 0 | 27 |
| 10/02/2021 | at SMU | 44 | 32 | 76 | 7.0-22 | 0-0 | 0 | 0-0 | 1-0 | 1 | 5 | 0 | 2-2 | 0 | 0 | 0 | 0 | 17 |
| 10/16/2021 | Tulsa | 52 | 24 | 76 | 0.0-0 | 0-0 | 2 | 1-3 | 2-4 | 3 | 3 | 0 | 4-4 | 0 | 0 | 0 | 14 | 31 |
| South Fla. | | 236 | 174 | 410 | 18.0-55 | 3-17 | 2 | 2-3 | 6-119 | 12 | 17 | 1 | 16-16 | 0 | 0 | 0 | 24 | 133 |
| Opponents | | 226 | 162 | 388 | 34.0-132 | 11-63 | 4 | 4-0 | 4-22 | 20 | 16 | 0 | 26-26 | 0 | 0 | 0 | 28 | 212 |

| Date | Opponent | Punting | | | | | | | | | | Field Goals | | | Kickoffs | | | |
|-------------------|-------------|-----------|-------------|-------------|-----------|----------|----------|----------|----------|----------|------------|-------------|----------|-----------|-------------|-------------|-----------|----------|
| | | no. | yds | avg | long | blkd | tb | fc | 50+ | i20 | md-att | long | blkd | no. | yds | avg | tb | ob |
| 09/02/2021 | at NC State | 8 | 361 | 45.1 | 66 | 0 | 1 | 2 | 2 | 1 | 0-0 | 0 | 0 | 1 | 65 | 65.0 | 0 | 0 |
| 09/11/2021 | Florida | 7 | 278 | 39.7 | 52 | 0 | 0 | 2 | 1 | 1 | 2-2 | 32 | 0 | 5 | 315 | 63.0 | 3 | 0 |
| 09/18/2021 | Florida A&M | 6 | 221 | 36.8 | 50 | 0 | 0 | 1 | 1 | 3 | 1-1 | 49 | 0 | 7 | 450 | 64.3 | 3 | 0 |
| 09/25/2021 | at BYU | 2 | 96 | 48.0 | 53 | 0 | 0 | 0 | 1 | 0 | 2-2 | 42 | 0 | 6 | 342 | 57.0 | 4 | 1 |
| 10/02/2021 | at SMU | 6 | 194 | 32.3 | 45 | 0 | 0 | 1 | 0 | 1 | 1-1 | 29 | 0 | 4 | 260 | 65.0 | 3 | 0 |
| 10/16/2021 | Tulsa | 4 | 165 | 41.3 | 52 | 0 | 0 | 2 | 1 | 2 | 1-1 | 44 | 0 | 6 | 385 | 64.2 | 5 | 0 |
| South Fla. | | 33 | 1315 | 39.8 | 66 | 0 | 1 | 8 | 6 | 8 | 7-7 | 49 | 0 | 29 | 1817 | 62.7 | 18 | 1 |
| Opponents | | 18 | 806 | 44.8 | 62 | 0 | 3 | 3 | 9 | 7 | 6-9 | 49 | 1 | 41 | 2514 | 61.3 | 22 | 1 |



2021-22 South Fla. Football
Opponents Game-by-Game
All games

Page 1/1
as of Oct 17, 2021

| Date | Opponent | Rushing | | | | Receiving | | | | Passing | | | | Kick Returns | | | | Punt Returns | | | | tot |
|------------|-------------|---------|------|----|----|-----------|------|----|----|-----------|------|-----|-----|--------------|-----|-----|-----|--------------|-----|-----|-----|------|
| | | no. | yds | td | lg | no. | yds | td | lg | cmp | att | int | yds | td | lg | no. | yds | td | lg | no. | yds | td |
| 09/02/2021 | at NC State | 40 | 293 | 4 | 46 | 17 | 232 | 2 | 51 | 17-26-1 | 232 | 2 | 51 | 1 | 25 | 0 | 25 | 2 | 12 | 0 | 9 | 525 |
| 09/11/2021 | Florida | 44 | 363 | 3 | 80 | 17 | 303 | 3 | 75 | 17-25-2 | 303 | 3 | 75 | 2 | 30 | 0 | 16 | 0 | 0 | 0 | 0 | 666 |
| 09/18/2021 | Florida A&M | 29 | 132 | 1 | 40 | 25 | 248 | 1 | 25 | 25-49-0 | 248 | 1 | 25 | 0 | 0 | 0 | 0 | 2 | 14 | 0 | 11 | 380 |
| 09/25/2021 | at BYU | 25 | 138 | 2 | 25 | 20 | 305 | 3 | 55 | 20-25-0 | 305 | 3 | 55 | 1 | 17 | 0 | 17 | 2 | 51 | 0 | 42 | 443 |
| 10/02/2021 | at SMU | 40 | 162 | 1 | 18 | 29 | 301 | 4 | 42 | 29-42-1 | 301 | 4 | 42 | 1 | 39 | 0 | 39 | 2 | 5 | 0 | 5 | 463 |
| 10/16/2021 | Tulsa | 49 | 269 | 2 | 29 | 22 | 266 | 2 | 37 | 22-39-2 | 266 | 2 | 37 | 1 | 14 | 0 | 14 | 1 | 9 | 0 | 9 | 535 |
| Opponents | | 227 | 1357 | 13 | 80 | 130 | 1655 | 15 | 75 | 130-206-6 | 1655 | 15 | 75 | 6 | 125 | 0 | 39 | 9 | 91 | 0 | 42 | 3012 |
| South Fla. | | 235 | 861 | 13 | 42 | 85 | 1082 | 1 | 44 | 85-161-4 | 1082 | 1 | 44 | 14 | 332 | 1 | 100 | 7 | 103 | 0 | 45 | 1943 |

Opponents Averages

| Games | Avg/ rush | Avg/ catch | Pass effic | KR avg | PR avg | All purpose avg/game | Total offense avg/game |
|-------|-----------|------------|------------|--------|--------|----------------------|------------------------|
| 6 | 6.0 | 12.7 | 148.8 | 20.8 | 10.1 | 541.7 | 502.0 |

| Date | Opponent | Tackles | | | | Sacks | Fumble | Pass Defense | | | blkd | PAT attempts | | | off | | | |
|------------|-------------|---------|-----|-------|----------|--------|--------|--------------|---------|-----|------|--------------|-------|------|-----|-----|-----|-----|
| | | ua | a | total | tfl-yds | no-yds | ff | fr-yds | int-yds | qbh | brup | kick | kick | rush | rcv | saf | t/o | pts |
| 09/02/2021 | at NC State | 30 | 38 | 68 | 7.0-28 | 0-0 | 0 | 0-0 | 3-22 | 10 | 4 | 0 | 6-6 | 0 | 0 | 0 | 14 | 45 |
| 09/11/2021 | Florida | 46 | 30 | 76 | 7.0-18 | 3-9 | 0 | 0-0 | 1-0 | 1 | 2 | 0 | 6-6 | 0 | 0 | 0 | 7 | 42 |
| 09/18/2021 | Florida A&M | 41 | 30 | 71 | 5.0-26 | 2-18 | 1 | 1-0 | 0-0 | 0 | 4 | 0 | 2-2 | 0 | 0 | 0 | 0 | 17 |
| 09/25/2021 | at BYU | 41 | 30 | 71 | 6.0-13 | 1-1 | 1 | 1-0 | 0-0 | 2 | 2 | 0 | 5-5 | 0 | 0 | 0 | 0 | 35 |
| 10/02/2021 | at SMU | 36 | 14 | 50 | 6.0-33 | 2-21 | 1 | 1-0 | 0-0 | 3 | 1 | 0 | 5-5 | 0 | 0 | 0 | 7 | 41 |
| 10/16/2021 | Tulsa | 32 | 20 | 52 | 3.0-14 | 3-14 | 1 | 1-0 | 0-0 | 4 | 3 | 0 | 2-2 | 0 | 0 | 0 | 0 | 32 |
| Opponents | | 226 | 162 | 388 | 34.0-132 | 11-63 | 4 | 4-0 | 4-22 | 20 | 16 | 0 | 26-26 | 0 | 0 | 0 | 28 | 212 |
| South Fla. | | 236 | 174 | 410 | 18.0-55 | 3-17 | 2 | 2-3 | 6-119 | 12 | 17 | 1 | 16-16 | 0 | 0 | 0 | 24 | 133 |

| Date | Opponent | Punting | | | | | | | | | | Field Goals | | | Kickoffs | | | |
|-------------------|-------------|-----------|-------------|-------------|-----------|----------|----------|----------|----------|----------|------------|-------------|----------|-----------|-------------|-------------|-----------|----------|
| | | no. | yds | avg | long | blkd | tb | fc | 50+ | i20 | md-att | long | blkd | no. | yds | avg | tb | ob |
| 09/02/2021 | at NC State | 3 | 128 | 42.7 | 57 | 0 | 0 | 1 | 1 | 3 | 1-1 | 34 | 0 | 8 | 517 | 64.6 | 4 | 0 |
| 09/11/2021 | Florida | 3 | 137 | 45.7 | 57 | 0 | 0 | 1 | 2 | 1 | 0-0 | 0 | 0 | 7 | 432 | 61.7 | 2 | 1 |
| 09/18/2021 | Florida A&M | 5 | 192 | 38.4 | 51 | 0 | 0 | 0 | 1 | 1 | 1-3 | 49 | 0 | 4 | 253 | 63.3 | 3 | 0 |
| 09/25/2021 | at BYU | 1 | 53 | 53.0 | 53 | 0 | 1 | 0 | 1 | 0 | 0-1 | 0 | 1 | 6 | 372 | 62.0 | 3 | 0 |
| 10/02/2021 | at SMU | 3 | 133 | 44.3 | 51 | 0 | 1 | 0 | 1 | 1 | 2-2 | 30 | 0 | 8 | 515 | 64.4 | 7 | 0 |
| 10/16/2021 | Tulsa | 3 | 163 | 54.3 | 62 | 0 | 1 | 1 | 3 | 1 | 2-2 | 25 | 0 | 8 | 425 | 53.1 | 3 | 0 |
| Opponents | | 18 | 806 | 44.8 | 62 | 0 | 3 | 3 | 9 | 7 | 6-9 | 49 | 1 | 41 | 2514 | 61.3 | 22 | 1 |
| South Fla. | | 33 | 1315 | 39.8 | 66 | 0 | 1 | 8 | 6 | 8 | 7-7 | 49 | 0 | 29 | 1817 | 62.7 | 18 | 1 |



2021-22 South Fla. Football
Overall Team Statistics
All games

Page 1/2
as of Oct 17, 2021

Team Statistics

| | USF | OPP |
|----------------------------------|----------------|----------------|
| Scoring | 133 | 212 |
| Points per game | 22.2 | 35.3 |
| Points Off Turnovers | 24 | 28 |
| First Downs | 108 | 155 |
| Rushing | 49 | 64 |
| Passing | 49 | 80 |
| Penalty | 10 | 11 |
| Rushing Yardage | 861 | 1357 |
| Yards gained rushing | 1016 | 1452 |
| Yards lost rushing | 155 | 95 |
| Rushing attempts | 235 | 227 |
| Average per rush | 3.7 | 6.0 |
| Average per game | 143.5 | 226.2 |
| TDs Rushing | 13 | 13 |
| Passing Yardage | 1082 | 1655 |
| Comp-Att-Int | 85-161-4 | 130-206-6 |
| Average per pass | 6.7 | 8.0 |
| Average per catch | 12.7 | 12.7 |
| Average per game | 180.3 | 275.8 |
| TDs Passing | 1 | 15 |
| Total offense | 1943 | 3012 |
| Total plays | 396 | 433 |
| Average per play | 4.9 | 7.0 |
| Average per game | 323.8 | 502.0 |
| Kick returns: #-Yards | 14-332 | 6-125 |
| Punt returns: #-Yards | 7-103 | 9-91 |
| Int returns: #-Yards | 6-119 | 4-22 |
| Kick return average | 23.7 | 20.8 |
| Punt return average | 14.7 | 10.1 |
| Int return average | 19.8 | 5.5 |
| Fumbles-Lost | 12-4 | 8-2 |
| Penalties-Yards | 30-307 | 29-259 |
| Average per game | 51.2 | 43.2 |
| Punts-Yards | 33-1315 | 18-806 |
| Average per punt | 39.8 | 44.8 |
| Net punt average | 36.5 | 35.7 |
| Kickoffs-Yards | 29-1817 | 41-2514 |
| Average per kick | 62.7 | 61.3 |
| Net kick average | 39.6 | 37.8 |
| Time of possession / game | 29:46 | 30:14 |
| 3rd-down conversion | 25/85 | 33/80 |
| 3rd-down pct | 29% | 41% |
| 4rd-down conversion | 5/13 | 7/13 |



2021-22 South Fla. Football
Overall Team Statistics
All games

Page 2/2
as of Oct 17, 2021

| | USF | OPP |
|-------------------------------|---------------------|--------------------|
| 4rd-down pct | 38% | 54% |
| Sacks by-Yards | 3-17 | 11-63 |
| Misc Yards | 0 | 0 |
| Touchdowns scored | 16 | 28 |
| Field goals - attempts | 7-7 | 6-9 |
| On-Side kicks | 0-0 | 0-0 |
| Red-zone scores | (18-22) 82% | (22-25) 88% |
| Red-zone touchdowns | (14-22) 64% | (17-25) 68% |
| PAT-attempts | (16-16) 100% | (26-28) 93% |
| Attendance | 94167 | 136205 |
| Games / Avg per game | 3/31389 | 3/45402 |
| Neutral site games | - | 0/0 |

Score by Periods

| Team | 1st | 2nd | 3rd | 4th | OT | TOT |
|------------|-----|-----|-----|-----|----|-----|
| South Fla. | 16 | 44 | 52 | 21 | 0 | 133 |
| Opponents | 61 | 66 | 38 | 47 | 0 | 212 |



2021-22 South Fla. Football
Overall Defense Statistics
All games

Page 1/1
as of Oct 17, 2021

Team Defense

| | | | Tackles | | | | Sacks | Pass defense | | | Fumbles | blkd | | |
|----|---------------------|----|---------|-----|-----|---------|--------|--------------|------|-----|---------|------|------|-----|
| ## | Player | gp | ua | a | tot | tfl/yds | no-yds | int-yds | brup | qbh | fr-yds | ff | kick | saf |
| 1 | Matthew Hill | 6 | 26 | 13 | 39 | . | . | 1-27 | 1 | . | . | . | . | . |
| 3 | Vincent Davis | 6 | 26 | 13 | 39 | 0.5-1 | . | . | 1 | . | . | . | . | . |
| 5 | Antonio Grier | 6 | 17 | 21 | 38 | 2-11 | 1-7 | 1-0 | . | 3 | 1-3 | 1 | . | . |
| 0 | Daquan Evans | 6 | 29 | 9 | 38 | 1-3 | . | . | 2 | . | . | . | . | . |
| 11 | Dwayne Boyles | 6 | 19 | 19 | 38 | 2.5-9 | . | 2-4 | 1 | . | . | . | . | . |
| 59 | Andrew Mims | 6 | 10 | 22 | 32 | . | . | . | . | . | . | . | . | . |
| 22 | Mekhi LaPointe | 5 | 12 | 10 | 22 | 1-1 | . | 1-50 | 1 | . | . | . | . | . |
| 23 | Thad Mangum | 6 | 7 | 12 | 19 | 2-3 | . | . | . | 2 | . | . | . | . |
| 20 | Damaurez Bellamy | 5 | 11 | 7 | 18 | 2-5 | . | . | 3 | 1 | . | . | . | . |
| 2 | TJ Robinson | 5 | 14 | 3 | 17 | . | . | . | 2 | 1 | . | . | . | . |
| 17 | Blake Green | 6 | 9 | 6 | 15 | 2.5-10 | 1.5-9 | . | . | 1 | . | . | . | . |
| 40 | Jason Vaughn | 4 | 10 | 2 | 12 | 1.5-6 | 0.5-1 | . | . | . | . | 1 | . | . |
| 15 | Jayden Curry | 2 | 7 | 3 | 10 | . | . | . | 1 | . | . | . | . | . |
| 16 | Brock Nichols | 4 | 6 | 3 | 9 | . | . | 1-38 | 1 | . | . | . | . | . |
| 91 | Rashawn Yates | 5 | 3 | 4 | 7 | 0.5-0 | . | . | . | 1 | . | . | . | . |
| 10 | Kevin Kegler | 4 | 4 | 2 | 6 | 0.5-1 | . | . | . | 1 | 1-0 | . | . | . |
| 96 | Kelvin Pinkney | 3 | 4 | 2 | 6 | 0.5-2 | . | . | . | . | . | . | . | . |
| 34 | Joshua Green | 2 | 2 | 4 | 6 | . | . | . | . | . | . | . | . | . |
| 45 | Darrien Grant | 3 | 1 | 5 | 6 | 1-1 | . | . | . | . | . | . | 1 | . |
| 99 | Ryan Thaxton | 5 | 3 | 2 | 5 | . | . | . | 1 | 2 | . | . | . | . |
| 8 | Christopher Townsel | 1 | . | 4 | 4 | . | . | . | . | . | . | . | . | . |
| 13 | Tramel Logan | 4 | 1 | 2 | 3 | . | . | . | 3 | . | . | . | . | . |
| 4 | Christian Williams | 1 | 2 | 1 | 3 | . | . | . | . | . | . | . | . | . |
| 83 | Logan Berryhill | 2 | 1 | 1 | 2 | . | . | . | . | . | . | . | . | . |
| 93 | Tyrone Barber | 1 | 1 | 1 | 2 | . | . | . | . | . | . | . | . | . |
| 21 | Jaelen Stokes | 2 | . | 2 | 2 | . | . | . | . | . | . | . | . | . |
| 41 | Mychael Hamilton | 2 | 2 | . | 2 | . | . | . | . | . | . | . | . | . |
| 33 | Timarcus Simpson | 2 | 2 | . | 2 | . | . | . | . | . | . | . | . | . |
| 21 | Brian Battie | 2 | 2 | . | 2 | . | . | . | . | . | . | . | . | . |
| 24 | Mac Harris | 1 | 1 | . | 1 | . | . | . | . | . | . | . | . | . |
| 29 | Brian Norris | 1 | . | 1 | 1 | 0.5-2 | . | . | . | . | . | . | . | . |
| 19 | Jalen Herring | 1 | 1 | . | 1 | . | . | . | . | . | . | . | . | . |
| 36 | Andrew Stokes | 1 | 1 | . | 1 | . | . | . | . | . | . | . | . | . |
| 56 | Mack Gresham | 1 | 1 | . | 1 | . | . | . | . | . | . | . | . | . |
| 12 | Ben Knox | 1 | 1 | . | 1 | . | . | . | . | . | . | . | . | . |
| | Totals | 6 | 236 | 174 | 410 | 18-55 | 3-17 | 6-119 | 17 | 12 | 2-3 | 2 | 1 | 0 |
| | Opponents | 6 | 226 | 162 | 388 | 34-132 | 11-63 | 4-22 | 16 | 20 | 4-0 | 4 | 0 | 0 |



2021-22 South Fla. Football
Team Game Highs
All games

Page 1/1
as of Oct 17, 2021

South Fla. - Game Highs

| | | |
|-------------------------|------|--------------------------|
| RUSHES | 48 | at BYU (09/25/2021) |
| YARDS RUSHING | 241 | Florida A&M (09/18/2021) |
| YARDS PER RUSH | 5.2 | Florida A&M (09/18/2021) |
| TD RUSHES | 4 | Florida A&M (09/18/2021) |
| PASS ATTEMPTS | 33 | at NC State (09/02/2021) |
| PASS COMPLETIONS | 17 | at BYU (09/25/2021) |
| | 17 | Florida (09/11/2021) |
| YARDS PASSING | 223 | at SMU (10/02/2021) |
| YARDS PER PASS | 10.1 | at SMU (10/02/2021) |
| TD PASSES | 1 | Florida A&M (09/18/2021) |
| TOTAL PLAYS | 72 | at BYU (09/25/2021) |
| | 72 | Florida A&M (09/18/2021) |
| TOTAL OFFENSE | 404 | Florida A&M (09/18/2021) |
| YARDS PER PLAY | 5.7 | at SMU (10/02/2021) |
| POINTS | 38 | Florida A&M (09/18/2021) |
| SACKS BY | 1 | Florida A&M (09/18/2021) |
| | 1 | Florida (09/11/2021) |
| | 1 | at NC State (09/02/2021) |
| FIRST DOWNS | 23 | at BYU (09/25/2021) |
| PENALTIES | 8 | at SMU (10/02/2021) |
| PENALTY YARDS | 75 | at SMU (10/02/2021) |
| TURNOVERS | 3 | at NC State (09/02/2021) |
| PUNTS | 8 | at NC State (09/02/2021) |
| PUNTING AVG | 48.0 | at BYU (09/25/2021) |
| LONG PUNT | 66 | at NC State (09/02/2021) |
| PUNTS INSIDE 20 | 3 | Florida A&M (09/18/2021) |
| LONG PUNT RETURN | 45 | Florida (09/11/2021) |



2021-22 South Fla. Football
Opponent Match Highs
All games

Page 1/1
as of Oct 17, 2021

Opponent - Game Highs

| | | |
|-------------------------|----------|--|
| RUSHES | 49 | Tulsa (10/16/2021) |
| YARDS RUSHING | 363 | Florida (09/11/2021) |
| YARDS PER RUSH | 8.3 | Florida (09/11/2021) |
| TD RUSHES | 4 | at NC State (09/02/2021) |
| PASS ATTEMPTS | 49 | Florida A&M (09/18/2021) |
| PASS COMPLETIONS | 29 | at SMU (10/02/2021) |
| YARDS PASSING | 305 | at BYU (09/25/2021) |
| YARDS PER PASS | 12.2 | at BYU (09/25/2021) |
| TD PASSES | 4 | at SMU (10/02/2021) |
| TOTAL PLAYS | 88 | Tulsa (10/16/2021) |
| TOTAL OFFENSE | 666 | Florida (09/11/2021) |
| YARDS PER PLAY | 9.7 | Florida (09/11/2021) |
| POINTS | 45 | at NC State (09/02/2021) |
| SACKS BY | 3 3 | Tulsa (10/16/2021) Florida (09/11/2021) |
| FIRST DOWNS | 31 | Tulsa (10/16/2021) |
| PENALTIES | 8 | Florida A&M (09/18/2021) |
| PENALTY YARDS | 50 50 | Tulsa (10/16/2021) Florida A&M (09/18/2021) |
| TURNOVERS | 3 | Tulsa (10/16/2021) |
| PUNTS | 5 | Florida A&M (09/18/2021) |
| PUNTING AVG | 54.3 | Tulsa (10/16/2021) |
| LONG PUNT | 62 | Tulsa (10/16/2021) |
| PUNTS INSIDE 20 | 3 | at NC State (09/02/2021) |
| LONG PUNT RETURN | 42 | at BYU (09/25/2021) |



2021-22 South Fla. Football
Team Match Lows
All games

Page 1/1
as of Oct 17, 2021

South Fla. - Game Lows

| | | |
|------------------|------|--------------------------|
| RUSHES | 31 | Tulsa (10/16/2021) |
| YARDS RUSHING | 104 | at NC State (09/02/2021) |
| YARDS PER RUSH | 2.7 | Florida (09/11/2021) |
| TD RUSHES | 0 | at NC State (09/02/2021) |
| PASS ATTEMPTS | 22 | at SMU (10/02/2021) |
| PASS COMPLETIONS | 11 | Tulsa (10/16/2021) |
| YARDS PASSING | 155 | Tulsa (10/16/2021) |
| YARDS PER PASS | 5.1 | at NC State (09/02/2021) |
| TD PASSES | 0 | Tulsa (10/16/2021) |
| | 0 | at SMU (10/02/2021) |
| | 0 | at BYU (09/25/2021) |
| | 0 | Florida (09/11/2021) |
| | 0 | at NC State (09/02/2021) |
| TOTAL PLAYS | 57 | Tulsa (10/16/2021) |
| TOTAL OFFENSE | 268 | Tulsa (10/16/2021) |
| YARDS PER PLAY | 4.2 | at NC State (09/02/2021) |
| POINTS | 0 | at NC State (09/02/2021) |
| SACKS BY | 0 | Tulsa (10/16/2021) |
| | 0 | at SMU (10/02/2021) |
| | 0 | at BYU (09/25/2021) |
| FIRST DOWNS | 13 | Tulsa (10/16/2021) |
| PENALTIES | 2 | Florida (09/11/2021) |
| PENALTY YARDS | 30 | at BYU (09/25/2021) |
| | 30 | Florida (09/11/2021) |
| INTERCEPTIONS BY | 0 | at BYU (09/25/2021) |
| | 0 | Florida A&M (09/18/2021) |
| PUNTS | 2 | at BYU (09/25/2021) |
| PUNTING AVG | 32.3 | at SMU (10/02/2021) |
| LONG PUNT | 45 | at SMU (10/02/2021) |
| PUNTS INSIDE 20 | 0 | at BYU (09/25/2021) |
| LONG PUNT RETURN | 0 | at SMU (10/02/2021) |
| | 0 | at BYU (09/25/2021) |
| | 0 | at NC State (09/02/2021) |



2021-22 South Fla. Football
Opponent Match Lows
All games

Page 1/1
as of Oct 17, 2021

Opponent - Game Lows

| | | |
|-------------------------|------|--------------------------|
| RUSHES | 25 | at BYU (09/25/2021) |
| YARDS RUSHING | 132 | Florida A&M (09/18/2021) |
| YARDS PER RUSH | 4.1 | at SMU (10/02/2021) |
| TD RUSHES | 1 | at SMU (10/02/2021) |
| | 1 | Florida A&M (09/18/2021) |
| PASS ATTEMPTS | 25 | at BYU (09/25/2021) |
| | 25 | Florida (09/11/2021) |
| PASS COMPLETIONS | 17 | Florida (09/11/2021) |
| | 17 | at NC State (09/02/2021) |
| YARDS PASSING | 232 | at NC State (09/02/2021) |
| YARDS PER PASS | 5.1 | Florida A&M (09/18/2021) |
| TD PASSES | 1 | Florida A&M (09/18/2021) |
| TOTAL PLAYS | 50 | at BYU (09/25/2021) |
| TOTAL OFFENSE | 380 | Florida A&M (09/18/2021) |
| YARDS PER PLAY | 4.9 | Florida A&M (09/18/2021) |
| POINTS | 17 | Florida A&M (09/18/2021) |
| SACKS BY | 0 | at NC State (09/02/2021) |
| FIRST DOWNS | 20 | Florida A&M (09/18/2021) |
| PENALTIES | 3 | at NC State (09/02/2021) |
| PENALTY YARDS | 25 | at NC State (09/02/2021) |
| INTERCEPTIONS BY | 0 | Tulsa (10/16/2021) |
| | 0 | at SMU (10/02/2021) |
| | 0 | at BYU (09/25/2021) |
| | 0 | Florida A&M (09/18/2021) |
| PUNTS | 1 | at BYU (09/25/2021) |
| PUNTING AVG | 38.4 | Florida A&M (09/18/2021) |
| LONG PUNT | 51 | at SMU (10/02/2021) |
| | 51 | Florida A&M (09/18/2021) |
| PUNTS INSIDE 20 | 0 | at BYU (09/25/2021) |
| LONG PUNT RETURN | 0 | Florida (09/11/2021) |



2021-22 South Fla. Football
Individual Game Highs
All games

Page 1/1
as of Oct 17, 2021

South Fla. - Individual Game Highs

| | | |
|----------------------------|------|--|
| RUSHES | 26 | Jaren Mangham at BYU (09/25/2021) |
| YARDS RUSHING | 110 | Brian Battie vs Florida A&M (09/18/2021) |
| TD RUSHES | 3 | Jaren Mangham vs Florida A&M (09/18/2021) |
| LONG RUSH | 42 | Brian Battie vs Florida A&M (09/18/2021) |
| PASS ATTEMPTS | 25 | Timmy McClain vs Tulsa (10/16/2021) |
| PASS COMPLETIONS | 17 | Timmy McClain at BYU (09/25/2021) |
| YARDS PASSING | 223 | Timmy McClain at SMU (10/02/2021) |
| TD PASSES | 1 | Timmy McClain vs Florida A&M (09/18/2021) |
| LONG PASS | 44 | Timmy McClain vs Florida (09/11/2021) |
| | 44 | Timmy McClain at NC State (09/02/2021) |
| RECEPTIONS | 5 | Jimmy Horn Jr. at SMU (10/02/2021) |
| | 5 | Xavier Weaver at BYU (09/25/2021) |
| | 5 | Xavier Weaver vs Florida A&M (09/18/2021) |
| YARDS RECEIVING | 102 | Jimmy Horn Jr. at SMU (10/02/2021) |
| TD RECEPTIONS | 1 | Xavier Weaver vs Florida A&M (09/18/2021) |
| LONG RECEPTION | 44 | Xavier Weaver vs Florida (09/11/2021) |
| | 44 | Xavier Weaver at NC State (09/02/2021) |
| PUNTS | 8 | Andrew Stokes at NC State (09/02/2021) |
| PUNTING AVG | 48.0 | Andrew Stokes at BYU (09/25/2021) |
| LONG PUNT | 66 | Andrew Stokes at NC State (09/02/2021) |
| PUNTS INSIDE 20 | 3 | Andrew Stokes vs Florida A&M (09/18/2021) |
| LONG PUNT RETURN | 45 | Xavier Weaver vs Florida (09/11/2021) |
| LONG KICKOFF RETURN | 100 | Brian Battie vs Tulsa (10/16/2021) |
| TACKLES | 14 | Andrew Mims at NC State (09/02/2021) |
| SACKS | 1 | Blake Green vs Florida (09/11/2021) |
| | 1 | Antonio Grier at NC State (09/02/2021) |
| TACKLES FOR LOSS | 2 | Damaurez Bellamy vs Florida A&M (09/18/2021) |
| | 2 | Blake Green vs Florida (09/11/2021) |



2021-22 South Fla. Football
Opponent Individual Match Highs
All games

Page 1/1
as of Oct 17, 2021

Opponent - Individual Game Highs

| | | |
|----------------------------|------------------|--|
| RUSHES | 23 | Shamari Brooks vs Tulsa (10/16/2021) |
| YARDS RUSHING | 163 | Zonovan Knight at NC State (09/02/2021) |
| TD RUSHES | 2 2 | Tyler Allgeier at BYU (09/25/2021) Ricky Person at NC State (09/02/2021) |
| LONG RUSH | 80 | Anthony Richardson vs Florida (09/11/2021) |
| PASS ATTEMPTS | 49 | Rasean McKay vs Florida A&M (09/18/2021) |
| PASS COMPLETIONS | 29 | Tanner Mordecai at SMU (10/02/2021) |
| YARDS PASSING | 305 | Baylor Romney at BYU (09/25/2021) |
| TD PASSES | 4 | Tanner Mordecai at SMU (10/02/2021) |
| LONG PASS | 75 | Anthony Richardson vs Florida (09/11/2021) |
| RECEPTIONS | 15 | Xavier Smith vs Florida A&M (09/18/2021) |
| YARDS RECEIVING | 175 | Jacob Copeland vs Florida (09/11/2021) |
| TD RECEPTIONS | 2 2 | Danny Gray at SMU (10/02/2021) Jacob Copeland vs Florida (09/11/2021) |
| LONG RECEPTION | 75 | Jacob Copeland vs Florida (09/11/2021) |
| FIELD GOALS | 2 2 | Zack Long vs Tulsa (10/16/2021) Blake Mazza at SMU (10/02/2021) |
| LONG FIELD GOALS | 49 | Jose Romo-Martinez vs Florida A&M (09/18/2021) |
| PUNTS | 3 3 3 | Lachlan Wilson vs Tulsa (10/16/2021) Chris Faddoul vs Florida A&M (09/18/2021) Jeremy Crawshaw vs Florida (09/11/2021) |
| PUNTING AVG | 54.3 | Lachlan Wilson vs Tulsa (10/16/2021) |
| LONG PUNT | 62 | Lachlan Wilson vs Tulsa (10/16/2021) |
| PUNTS INSIDE 20 | 2 | Trenton Gill at NC State (09/02/2021) |
| LONG PUNT RETURN | 42 | Hobbs Nyberg at BYU (09/25/2021) |
| LONG KICKOFF RETURN | 39 | Bryan Massey at SMU (10/02/2021) |
| TACKLES | 15 | Markquese Bell vs Florida A&M (09/18/2021) |
| SACKS | 2.5 | Justin Wright vs Tulsa (10/16/2021) |
| TACKLES FOR LOSS | 2.5 2.5 | Justin Wright vs Tulsa (10/16/2021) Zachary Carter vs Florida (09/11/2021) |
| INTERCEPTIONS | 1 1 1 1 | Kaiir Elam vs Florida (09/11/2021) Drake Thomas at NC State (09/02/2021) Cyrus Fagan at NC State (09/02/2021) Tanner Ingle at NC State (09/02/2021) |



2021-22 South Fla. Football Individual Statistics All games

Page 1/3
as of Oct 17, 2021

Rushing

| Player | gp | att | gain | loss | net | avg | td | lg | avg/g |
|------------------|----------|------------|-------------|------------|-------------|------------|-----------|-----------|--------------|
| Jaren Mangham | 6 | 70 | 272 | 8 | 264 | 3.8 | 10 | 18 | 44.0 |
| Brian Battie | 6 | 32 | 212 | 18 | 194 | 6.1 | 0 | 42 | 32.3 |
| Timmy McClain | 6 | 68 | 273 | 91 | 182 | 2.7 | 1 | 27 | 30.3 |
| Kelly Joiner Jr. | 6 | 22 | 112 | 3 | 109 | 5.0 | 0 | 15 | 18.2 |
| Darrian Felix | 3 | 28 | 98 | 14 | 84 | 3.0 | 0 | 16 | 28.0 |
| Cade Fortin | 3 | 7 | 25 | 8 | 17 | 2.4 | 0 | 11 | 5.7 |
| Yasias Young | 1 | 4 | 14 | 0 | 14 | 3.5 | 1 | 10 | 14.0 |
| Demetris Harris | 6 | 0 | 7 | 0 | 7 | 0.0 | 0 | 7 | 1.2 |
| Xavier Weaver | 6 | 1 | 3 | 0 | 3 | 3.0 | 1 | 3 | 0.5 |
| Omarion Dollison | 6 | 1 | 0 | 4 | -4 | -4.0 | 0 | 0 | -0.7 |
| Katavis Marsh | 2 | 1 | 0 | 4 | -4 | -4.0 | 0 | 0 | -2.0 |
| Jimmy Horn Jr. | 6 | 1 | 0 | 5 | -5 | -5.0 | 0 | 0 | -0.8 |
| Total | 6 | 235 | 1016 | 155 | 861 | 3.7 | 13 | 42 | 143.5 |
| Opponents | 6 | 227 | 1452 | 95 | 1357 | 6.0 | 13 | 80 | 226.2 |

Passing

| Player | gp | effic | comp-att-int | pct | yds | td | lg | avg/g |
|------------------|----------|--------------|------------------|-------------|-------------|-----------|-----------|--------------|
| Timmy McClain | 6 | 120.8 | 64-117-2 | 54.7 | 929 | 1 | 44 | 154.8 |
| Cade Fortin | 3 | 68.7 | 19-38-2 | 50.0 | 132 | 0 | 24 | 44.0 |
| Katavis Marsh | 2 | 54.4 | 1-4-0 | 25.0 | 14 | 0 | 14 | 7.0 |
| Kenny Scribner | 5 | 158.8 | 1-1-0 | 100.0 | 7 | 0 | 7 | 1.4 |
| Xavier Weaver | 6 | 0.0 | 0-1-0 | 0.0 | 0 | 0 | 0 | 0.0 |
| Total | 6 | 106.3 | 85-161-4 | 52.8 | 1082 | 1 | 44 | 180.3 |
| Opponents | 6 | 148.8 | 130-206-6 | 63.1 | 1655 | 15 | 75 | 275.8 |

Receiving

| Player | gp | no. | yds | avg | td | lg | avg/g |
|-------------------|----------|------------|-------------|-------------|-----------|-----------|--------------|
| Xavier Weaver | 6 | 21 | 380 | 18.1 | 1 | 44 | 63.3 |
| Omarion Dollison | 6 | 10 | 99 | 9.9 | 0 | 18 | 16.5 |
| Jimmy Horn Jr. | 6 | 9 | 124 | 13.8 | 0 | 37 | 20.7 |
| Demarcus Gregory | 5 | 8 | 143 | 17.9 | 0 | 36 | 28.6 |
| Latrell Williams | 3 | 7 | 57 | 8.1 | 0 | 40 | 19.0 |
| Mitchell Brinkman | 6 | 6 | 83 | 13.8 | 0 | 31 | 13.8 |
| Darrian Felix | 3 | 5 | 26 | 5.2 | 0 | 11 | 8.7 |
| Bryce Miller | 3 | 4 | 22 | 5.5 | 0 | 9 | 7.3 |
| Sean Atkins | 6 | 4 | 52 | 13.0 | 0 | 23 | 8.7 |
| Kelly Joiner Jr. | 6 | 3 | 10 | 3.3 | 0 | 6 | 1.7 |
| Brian Battie | 6 | 3 | 31 | 10.3 | 0 | 20 | 5.2 |
| Yusuf Terry | 6 | 2 | 33 | 16.5 | 0 | 24 | 5.5 |
| Jaren Mangham | 6 | 2 | 15 | 7.5 | 0 | 14 | 2.5 |
| Spencer Shrader | 6 | 1 | 7 | 7.0 | 0 | 7 | 1.2 |
| Total | 6 | 85 | 1082 | 12.7 | 1 | 44 | 180.3 |
| Opponents | 6 | 130 | 1655 | 12.7 | 15 | 75 | 275.8 |

Punt Returns

| Player | no. | yds | avg | td | lg |
|------------------|----------|------------|-------------|----------|-----------|
| Xavier Weaver | 7 | 103 | 14.7 | 0 | 45 |
| Total | 7 | 103 | 14.7 | 0 | 45 |
| Opponents | 9 | 91 | 10.1 | 0 | 42 |

Interceptions

| Player | no. | yds | avg | td | lg |
|------------------|----------|------------|-------------|----------|-----------|
| Dwayne Boyles | 2 | 4 | 2.0 | 0 | 4 |
| Matthew Hill | 1 | 27 | 27.0 | 0 | 27 |
| Brock Nichols | 1 | 38 | 38.0 | 0 | 38 |
| Mekhi LaPointe | 1 | 50 | 50.0 | 0 | 50 |
| Antonio Grier | 1 | 0 | 0.0 | 1 | 0 |
| Total | 6 | 119 | 19.8 | 1 | 50 |
| Opponents | 4 | 22 | 5.5 | 0 | 16 |

Kick Returns

| Player | no. | yds | avg | td | lg |
|------------------|-----------|------------|-------------|----------|------------|
| Brian Battie | 8 | 251 | 31.4 | 1 | 100 |
| Jimmy Horn Jr. | 6 | 81 | 13.5 | 0 | 25 |
| Total | 14 | 332 | 23.7 | 1 | 100 |
| Opponents | 6 | 125 | 20.8 | 0 | 39 |

Fumble Returns

| Player | no. | yds | avg | td | lg |
|------------------|----------|----------|------------|----------|----------|
| Total | 0 | 3 | 0.0 | 0 | 3 |
| Opponents | 0 | 0 | 0.0 | 0 | 0 |



2021-22 South Fla. Football
Individual Statistics
All games

Page 2/3
as of Oct 17, 2021

Scoring

| | | | PAT | | | | | | |
|-----------------|----|-----|-------|------|-----|------|-----|-----|-----|
| Player | td | fg | kick | rush | rcv | pass | dxp | saf | pts |
| Jaren Mangham | 10 | - | - | - | - | - | - | - | 60 |
| Spencer Shrader | - | 7-7 | 16-16 | - | - | - | - | - | 37 |
| Xavier Weaver | 2 | - | - | - | - | - | - | - | 12 |
| Antonio Grier | 1 | - | - | - | - | - | - | - | 6 |
| Brian Battie | 1 | - | - | - | - | - | - | - | 6 |
| Yasias Young | 1 | - | - | - | - | - | - | - | 6 |
| Timmy McClain | 1 | - | - | - | - | - | - | - | 6 |
| Total | 16 | 7-7 | 16-16 | 0 | 0 | 0 | 0 | 0 | 133 |
| Opponents | 28 | 6-9 | 26-26 | 0 | 0 | 0 | 0 | 0 | 212 |

Field Goals

| Player | fg | pct. | 01-19 | 20-29 | 30-39 | 40-49 | 50-99 | lg | blk |
|------------------|------------|-------------|------------|------------|------------|------------|------------|-----------|----------|
| Spencer Shrader | 7-7 | 100.0 | 0-0 | 3-3 | 1-1 | 3-3 | 0-0 | 49 | 0 |
| Opponents | 6-9 | 66.7 | 0-0 | 3-4 | 2-2 | 1-3 | 0-0 | 49 | 1 |

FG Sequence

| Team Name | South Fla. | Opponents |
|-----------|------------|-----------|
| Florida | (25) | |
| SMU | (29) | (26),(30) |
| BYU | (29),(42) | 22 |
| Tulsa | (44) | (22) |
| NC State | | (34) |

Numbers in parentheses indicate field goal was made

Total Offense

| Player | g | plays | rush | pass | total | avg/g |
|------------------|----------|------------|-------------|-------------|-------------|--------------|
| Timmy McClain | 6 | 185 | 182 | 929 | 1111 | 185.2 |
| Jaren Mangham | 6 | 70 | 264 | 0 | 264 | 44.0 |
| Brian Battie | 6 | 32 | 194 | 0 | 194 | 32.3 |
| Cade Fortin | 3 | 45 | 17 | 132 | 149 | 49.7 |
| Kelly Joiner Jr. | 6 | 22 | 109 | 0 | 109 | 18.2 |
| Darrian Felix | 3 | 28 | 84 | 0 | 84 | 28.0 |
| Yasias Young | 1 | 4 | 14 | 0 | 14 | 14.0 |
| Katravis Marsh | 2 | 5 | -4 | 14 | 10 | 5.0 |
| Demetris Harris | 6 | 0 | 7 | 0 | 7 | 1.2 |
| Kenny Scribner | 5 | 1 | 0 | 7 | 7 | 1.4 |
| Xavier Weaver | 6 | 2 | 3 | 0 | 3 | 0.5 |
| Omarion Dollison | 6 | 1 | -4 | 0 | -4 | -0.7 |
| Jimmy Horn Jr. | 6 | 1 | -5 | 0 | -5 | -0.8 |
| Total | 6 | 396 | 861 | 1082 | 1943 | 323.8 |
| Opponents | 6 | 433 | 1357 | 1655 | 3012 | 502.0 |

Punting

| Player | no. | yds | avg | lg | tb | fc | i20 | 50+ | blk |
|------------------|-----------|-------------|-------------|-----------|----------|----------|----------|----------|----------|
| Andrew Stokes | 33 | 1315 | 39.8 | 66 | 1 | 8 | 8 | 6 | 0 |
| Total | 33 | 1315 | 39.8 | 66 | 1 | 8 | 8 | 6 | 0 |
| Opponents | 18 | 806 | 44.8 | 62 | 3 | 3 | 7 | 9 | 0 |

Kickoffs

| Player | no. | yds | avg | tb | ob | retn | net | ydl |
|------------------|-----------|-------------|-------------|-----------|----------|-----------|-------------|-----------|
| Spencer Shrader | 28 | 1800 | 64.3 | 18 | 0 | | | |
| Kenny Scribner | 1 | 17 | 17.0 | 0 | 1 | | | |
| Total | 29 | 1817 | 62.7 | 18 | 1 | 9 | 39.6 | 25 |
| Opponents | 41 | 2514 | 61.3 | 22 | 1 | 15 | 37.8 | 27 |



2021-22 South Fla. Football
Individual Statistics
All games

Page 3/3
as of Oct 17, 2021

All Purpose

| Player | g | rush | rcv | pr | kr | ir | total | avg/g |
|-------------------|----------|-------------|-------------|------------|------------|------------|-------------|--------------|
| Xavier Weaver | 6 | 3 | 380 | 103 | 0 | 0 | 486 | 81.0 |
| Brian Battie | 6 | 194 | 31 | 0 | 251 | 0 | 476 | 79.3 |
| Jaren Mangham | 6 | 264 | 15 | 0 | 0 | 0 | 279 | 46.5 |
| Jimmy Horn Jr. | 6 | -5 | 124 | 0 | 81 | 0 | 200 | 33.3 |
| Timmy McClain | 6 | 182 | 0 | 0 | 0 | 0 | 182 | 30.3 |
| Demarcus Gregory | 5 | 0 | 143 | 0 | 0 | 0 | 143 | 28.6 |
| Kelly Joiner Jr. | 6 | 109 | 10 | 0 | 0 | 0 | 119 | 19.8 |
| Darrian Felix | 3 | 84 | 26 | 0 | 0 | 0 | 110 | 36.7 |
| Omarion Dollison | 6 | -4 | 99 | 0 | 0 | 0 | 95 | 15.8 |
| Mitchell Brinkman | 6 | 0 | 83 | 0 | 0 | 0 | 83 | 13.8 |
| Latrell Williams | 3 | 0 | 57 | 0 | 0 | 0 | 57 | 19.0 |
| Sean Atkins | 6 | 0 | 52 | 0 | 0 | 0 | 52 | 8.7 |
| Mekhi LaPointe | 5 | 0 | 0 | 0 | 0 | 50 | 50 | 10.0 |
| Brock Nichols | 4 | 0 | 0 | 0 | 0 | 38 | 38 | 9.5 |
| Yusuf Terry | 6 | 0 | 33 | 0 | 0 | 0 | 33 | 5.5 |
| Matthew Hill | 6 | 0 | 0 | 0 | 0 | 27 | 27 | 4.5 |
| Bryce Miller | 3 | 0 | 22 | 0 | 0 | 0 | 22 | 7.3 |
| Cade Fortin | 3 | 17 | 0 | 0 | 0 | 0 | 17 | 5.7 |
| Yasias Young | 1 | 14 | 0 | 0 | 0 | 0 | 14 | 14.0 |
| Spencer Shrader | 6 | 0 | 7 | 0 | 0 | 0 | 7 | 1.2 |
| Demetris Harris | 6 | 7 | 0 | 0 | 0 | 0 | 7 | 1.2 |
| Dwayne Boyles | 6 | 0 | 0 | 0 | 0 | 4 | 4 | 0.7 |
| Katravis Marsh | 2 | -4 | 0 | 0 | 0 | 0 | -4 | -2.0 |
| Total | 6 | 861 | 1082 | 103 | 332 | 119 | 2497 | 416.2 |
| Opponents | 6 | 1357 | 1655 | 91 | 125 | 22 | 3250 | 541.7 |

collegepressbox
SINCE 2005 EVERYTHING BUT THE PREGAME MEAL



NATIONAL CHAMPIONSHIP

JANUARY 10 | INDIANAPOLIS

130 Teams
10 Conferences
44 Bowls
25 Awards

collegepressbox is the official
media website for Division I football

Access and download game notes, quotes, statistics, media guides,
headshots, logos and more for all FBS schools, conferences,
postseason games, awards and the College Football Playoff

For access, please register for an account at:
collegepressbox.com/register