



@USFFOOTBALL

SEPT. 6, 2021

UNIVERSITY OF SOUTH FLORIDA BULLS FOOTBALL

TAMPA, FLORIDA

25TH SEASON • 15 WINNING SEASONS • 10 BOWL GAMES • 6 BOWL VICTORIES •
30 NFL DRAFT PICKS • 14 ALL-AMERICA SELECTIONS • REACHED NO. 2 RANKING IN 2007

2021 USF GAME NOTES

GAME 2 • FLORIDA

USF DRIVE STARTERS

- ✓ Bulls to open 25th home season of football with a near sellout crowd expected.
- ✓ Mims produces back-to-back double-digit tackle and career-high games with 14 at NC State.
- ✓ Punter Stokes impressive in first-ever football game.
- ✓ Weaver shows big play ability at NC State
- ✓ Bulls enjoying \$3.3 million in facility upgrades in 2021 with more on the way.
- ✓ Roster features 29 transfers, 18 from FBS programs with a large number expected to have immediate impact.
- ✓ Coaching staff features four new faces and one position change as Bulls enter 2021.
- ✓ Jeff Scott, 40, is the youngest coach in The American and begins his second season at the helm.

USF STAT LEADERS

RUSHING: J. Mangham: 26 yds, 0 TD
PASSING: McClain: 7-13 126 yds, 0 TD, 2 INT
RECEIVING: Weaver: 2 rec., 73 yds, 0 TD
SCORING: Sackett: 25 pts, 5-7 FG, 10-10 PAT (2020)
TACKLES: Andrew Mims: 14
TFL: Antonio Grier: 1.0
SACKS: Antonio Grier: 1.0
INT: Matthew Hill: 1
USF CAPTAINS: Game-by-Game

USF RADIO NETWORK

FLAGSHIP: 95.3 FM/620 AM WDAE (TAMPA)
IHEART RADIO (DIGITAL) - BULLS UNLIMITED
 Jim Louk, play-by-play Sam Barrington, analyst
 Joey Johnston, sideline
PREGAME SHOW (2 HRS PRIOR TO KICK)
 Jim Lighthall, Jay Recher & Darek Sharp
USF FOOTBALL RADIO SHOW
 Mondays, 6-7 p.m. on 95.3 WDAE and Bulls Unlimited

FIND US ON SOCIAL MEDIA

Twitter: @USFFOOTBALL, @Coach_JeffScott
Instagram: USFFOOTBALL
Facebook: facebook.com/SouthFloridaFootball
 #GoBulls; #HornsUp; #US2F

USF ATHLETIC COMMUNICATIONS

4202 E. Fowler Ave., ATH 100, Tampa, FL 33620
 OFFICE: 813-974-2125 WEB: GoUSFBulls.com
 Brian Siegrist, Associate AD for Communications
 O: (813) 974-4086 | C: (813)-293-3897 | siegrist@usf.edu
 Dave Albrecht, Asst. Director of Communications
 O: (813) 974-7099 | C: 561-525-4997 | Albrecht25@usf.edu

USF (0-1; 0-0 American) vs #13/9 FLORIDA (1-0; 0-0 SEC)

Saturday, Sept. 11 • 1:00 P.M. • Tampa, Fla. • Raymond James Stadium (65,857)

SURFACE: Tfway 419 Bermuda
TV: ABC: Bob Wischusen (p-by-p), Dan Orlovsky (analyst) & Kris Budden (sideline)
RADIO: 95.3 WDAE
AUDIO STREAM: iHeartRadio - Bulls Unlimited1
SERIES: Florida leads, 1-0
IN TAMPA: First Meeting
IN GAINESVILLE: UF leads, 1-0, W, 38-14, in '10
LAST: UF won, 38-14, in 2010
HOME OPENERS: 22-2, won 1 in a row
VS. RANKED: 11-30, 7-15 at home



USF

RANKINGS (CFP/AP/COACHES): 11-
HEAD COACH: Jeff Scott (Clemson, '03)
RECORD AT USF: 1-9 (2nd)
CAREER RECORD: Same



FLORIDA

RANKINGS (CFP/AP/COACHES): 13/9
HEAD COACH: Dan Mullen (Ursinus '94)
RECORD AT FLORIDA: 30-9 (4th)
CAREER RECORD: 99-55 (13th)

@USFFOOTBALL

@COACH_JEFFSCOTT

@USFATHLETICS

#HORNSUP

#GOBULLS

#US2F

2021 SCHEDULE

DATE	OPPONENT	KICK/RESULT	TV/RADIO	NOTABLE
Thur., Sept. 2	at NC State	L, 0-45	ACC Net/1250 AM	Outgained 525-271 yards
Sat., Sept. 11	#13/9 FLORIDA	1 p.m. ABC/WDAE	Second meeting, Gators lead 1-0	Mims led Bulls with 14 tackles; Weaver made catches of 44 & 29 yards
Sat., Sept. 18	FLORIDA A&M	7:00 p.m. ESPN+	First-ever meeting in Tampa; First meeting since 2010 (38-14, UF in Gainesville)	USF leads series, 3-0
Sat., Sept. 25	at BYU	TBD	First meeting since 51-3 win in 2015; A&M did not play in 2020	USF leads series, 1-0
Sat., Oct. 2	at SMU*	TBD	Bulls won first meeting, 27-23, in 2019 in Tampa; BYU went 11-1 last year	USF leads series, 3-1
Sat., Oct. 16	TULSA*	TBD	Mustangs won last meeting, 48-21, in 2019 in Tampa; SMU went 7-3 last year	USF leads series, 3-1
Sat., Oct. 23	TEMPLE*	TBD	Hurricane got first series win, 42-13, in Tampa last year; Temple went 6-3 last year	Temple leads series, 5-2
Thur., Oct. 28	at ECU*	7:30 p.m. ESPN	Owls won, 39-37, last year in Philadelphia; Temple went 1-6 last year	Bulls lead series, 9-2
Sat., Nov. 6	HOUSTON* (Homecoming)	TBD	Pirates won, 44-24, last year in Tampa; ECU went 3-6 last year	Houston leads series, 5-2
Fri., Nov. 12	CINCINNATI*	6:00 p.m. ESPN2	Cougars won, 56-21, last year in Houston; Houston went 3-5 last year	Cincinnati leads series, 11-7
Sat., Nov. 20	at Tulane*	TBD	Bearcats won, 28-7, last year in Cincinnati; UC went 9-1 last year	Series is tied, 1-1
Fri., Nov. 26	at UCF* (War on I-4)	TBD	Green Wave won last meeting, 41-15, in Tampa in 2018; Tulane went 6-6 last year	Series is tied, 6-6;
		UCF won, 58-46, last year in Tampa; UCF went 6-4 last year		

* American Athletic Conference game

All games on 95.3 WDAE & digitally on Bulls Unlimited iHeart Radio



BULLS OPEN 25TH HOME SEASON WITH FIRST GATORS VISIT

USF opens its 25th home campaign welcoming the Florida Gators to Raymond James Stadium for the first time to play the Bulls. It will mark the 45th time for the Gators to play in Tampa, which includes five Outback Bowl appearances in Ray Jay, plus games at all four of Tampa's major football venues (Plant Field, Phillips Field, Tampa Stadium, Raymond James Stadium).

■ **HOME OPENERS:** USF won its home opener and coach Jeff Scott's USF debut last year vs. The Citadel, 27-6. The Bulls are 22-2 all-time in home openers, including an 80-3 demolition of Kentucky Wesleyan in the program's opening game in the old Tampa Stadium in 1997. The Bulls' losses in home openers have come to #17 Wisconsin (2019) and McNeese State (2013).

■ **GETTING THE GATORS:** USF sports teams have won their last two meetings with the Florida Gators, including the nationally ranked women's soccer team posting a 2-1 victory over Florida in their 2021 debut in Tampa and the baseball team downing No. 15 Florida, 5-3, on its way to winning the 2021 NCAA Gainesville Regional and making the program's first ever NCAA Super Regional appearance. Both programs won AAC titles last year, the fourth straight for soccer.

■ **NEAR SELLOUT:** As of Sunday, the game was within a couple thousand tickets of selling-out 65,857-seat Raymond James Stadium. USF is reserving 13,000 seats for USF students in the north endzone. The crowd figures to be USF's largest since 61,665 attended the Bulls clash vs. Florida State in 2016. USF drew 46,704 to take on Wisconsin in 2019. USF's record home game attendance is 69,383 vs. Florida State in 2012 and 67,012 vs. West Virginia in 2007.

USF QUICK FACTS

HEAD COACH JEFF SCOTT

Years Coached: _____ 2nd at USF
Alma Mater: _____ Clemson, '03; wide receiver
Career Record: _____ 1-9 (2nd)
Record at USF: _____ 1-9 (2nd)
American Conf. Record: _____ 0-7 (2nd)
Career Bowl Record: _____ NA

USF COACHING STAFF (game location)

Glenn Spencer (**Field**) Defensive Coordinator/Safeties
 Charlie Weis Jr. (**Press Box**) Offensive Coordinator/QBs
 Allen Mogridge (**Field**) Asst. Head Coach/Off. Line
 Daniel Da Prato (**Field**) Special Teams Coord.
 Cam Aiken (**Press Box**) Running Backs/Run Game
 Bobby Bentley (**Field**) Wide Receivers/Pass Game
 George Barlow (**Press Box**) Cornerbacks
 Da'Quan Bowers (**Field**) Defensive Line
 Xavier Dye (**Field**) Tight Ends/Recruiting Coord.
 Ernie Sims (**Field**) Linebackers
 AJ Artis (**Field**) Strength & Conditioning
Analysts: Tyler Almond, Will Bahler, BJ Daniels,
 Quinshad Davis, Rueben Wright
Graduate Asst.: Qundon Christian, Kalon Davis,
 Dean Garza, Sawyer Jordan, Bryce Suber

IN THE PRESS BOX

OFFENSE: Charlie Weis Jr.

DEFENSE: TBD

UNIVERSITY QUICK FACTS

Location: Tampa, Fla. **Enrollment:** 50,830
Nickname: Bulls **Colors:** Green & Gold
Conference: American Athletic
President: Rhea Law (Interim)
Athletic Director: Michael Kelly
Football Office Phone: 813-974-7170

TEAM OVERVIEW

2020 Overall Record: 1-8
2020 American Athletic Record: 0-7
Last Bowl Game: 2018 Gasparilla (Lost)
Starters Returning/Lost: 20/6*
Offense: 9/2 **Defense:** 10/3
Special Teams: 1/1
Lettermen Returning/Lost: 53/16
Offense: 23/11 **Defense:** 26/4
Special Teams: 5/1

* Minimum 5 starts out of 9 games in 2020

FOOTBALL HISTORY

First Year: 1997
First Year in FBS: 2000
Record (years): 158-1278 (25th season)
FBS Record (years): 138-115 (22nd season)
Bowl Appearances/Record: 10 (6-4)
Last Bowl Appearance: 2018 Gasparilla Bowl (L)
First Team All-Americans: 6
First Team All-Conference: 32

STADIUM INFORMATION

Name: Raymond James Stadium
Capacity: 65,857 **Surface:** Tifway Bermuda 419
Record At Ray Jay: 93-50 (.650)

THE PROGRAM

In its 25th season and 22nd at the FBS level, USF Football has made 10 bowl appearances, including a string of four straight (2015-18) and every season between 2005-10 (6 straight). USF has won six bowl games and produced 14 All-America selections, 30 NFL Draft picks and reached the No. 2 ranking in the Associated Press Poll in 2007.

LAST TIME OUT

BULLS FALL ON THE ROAD AT NC STATE TO OPEN 2021 SEASON

USF missed some opportunities early (notably an overthrow of a streaking Jimmy Horn Jr. at midfield) and struggled to get the offense moving before NC State opened a large lead in an eventual 45-0 victory in Raleigh.

- Cade Fortin started at quarterback for the Bulls and played the first five possessions before being relieved by freshman Timmy McClain, who played most of the second and third quarters before Fortin returned late in the third quarter and led the Bulls final three possessions, including a 15-play, 71-yard drive that ended on the NC State 4. Fortin finished 7-20 for 41 yards and an interception while running for 23 yards, while McClain went 7-13 for 126 yards and two interceptions and ran for 16 yards.
- Xavier Weaver posted a career-best 73 yards receiving on two catches, including a 44-yarder from McClain.
- Andrew Mims led the Bulls defense with a career-best 14 tackles.
- NC State outgained the Bulls 525 yards to 271 and produced 27 first downs to the Bulls 15.
- NC State had two 100-yard rushers and produced 293 yards rushing on the day.
- In his first-ever football game, punter Andrew Stokes punted eight times for 361 yards (45.1 ypp).

STORY LINES

■ **Celebrating 25th Season:** USF will celebrate its 25th season of football in 2021 after the program hit the field in 1997 after an initial season of only practices and scrimmages in 1996.

■ **QB Fortin To Lead Offense:** UNC transfer Cade Fortin elevated himself in spring ball and established himself as the starter during fall camp. In 2020, three quarterback started games - Fortin not being one of them - as the Bulls struggled to find an effective starter. Jordan McCloud - now at Arizona - started seven games, while graduate transfer Noah Johnson made one start and true freshman Katravis Marsh one start. Marsh returns for 2021.

■ **Transfer Talent:** Jeff Scott has welcomed numerous transfers with the Bulls, including 29 on the 2021 roster and 18 from FBS programs. 18 transfers are expected to play significant roles in the season opener, including at quarterback, running back, wide receiver, offensive line, defensive back, defensive line and kicker. Among the schools players have come to USF from are: Arkansas, Auburn, Baylor, Colorado, Kansas State, Miami, Ole Miss, Mississippi State, North Carolina, Oregon, Rutgers, Tennessee and Virginia Tech.

■ **Transfers Infuse Secondary:** The Bulls return a secondary led by returning veterans Daquan Evans (who led the team with three interceptions last year), Mekhi LaPointe and Vincent Davis. Several FBS transfers will figure strongly into the mix in 2021, including Matt Hill (Auburn), Will Jones (Kansas State), TJ Robinson (Rutgers) and Christian Williams (Miami), alongside a strong batch of young players.

■ **Accomplished Linebackers:** Senior linebackers Dwayne Boyles (18 starts) and Antonio Grier (12 starts) have led the team in sacks and tackles for loss in each of the last two seasons. Boyles led the team with 75 tackles and 12.5 TFL in 2019 while Grier led the team with 59 tackles, 3.0 sacks and 5.5 TFL while earning second team all-conference in 2020.

■ **Receiver Depth:** The Bulls return four of their top five receivers from last season, a list which doesn't include Xavier Weaver who emerged as a potential standout in the spring. They added to the receiver mix standout 2021 recruit Jimmy Horn, two FBS transfers and converted tight end Holden Willis among 16 receivers on the roster entering fall camp.

■ **Soccer Skills:** Following practice late in fall camp, coach Scott brought the Bulls next door to challenge USF's nationally ranked women's soccer team to a PK shootout. The football Bulls won with Scott hitting the final goal to break a 4-4 tie, but all won with great comradery and Scott's \$10,000 donation to USF's Stampede for Women initiative.

■ **Four on O-Line Provide Foundation:** Four starters on the offensive line - LT Donovan Jennings, LG Demetris Harris, C Brad Cecil and RG Michael Wiggs - have played and mostly started alongside each other for the past three seasons and bring 88 combined starts into 2021, each with at least 14. In fact Harris (29), Cecil (26) and Jennings (19) ranked 1, 2 and 4 for most career starts among all Bulls entering the season. *The unit did not take the field together until Game 4 of the 2020 season.*

■ **Seeking Offensive Production:** The Bulls struggled offensively in 2020, ranking 90th in total (365.3 ypg) and 102nd in scoring (23.1 ppg).

■ **Tale of Two Turnovers:** An opportunistic USF defense collected 13 turnovers in 2020 in nine games to rank 59th nationally and stood 29th with 10 interceptions. Meanwhile, the Bulls offense committed 17 turnovers and stood 113th nationally in turnovers lost.

■ **Seeking Backfield Pressure:** The USF defense struggled to create sacks or tackles for loss in 2020, ranking 108th in TFL (4.7 tpg) and 125th in sacks (.78).

■ **Money Downs:** USF calls third downs "Money Downs" as the opportunity to extend a drive or get the defense off the field. The offense yells out "Money" on third downs while the defense yells "Cash" to ensure all players on the field are aware of the situation. The Bulls struggled in both aspects in 2020, ranking 120th nationally allowing teams to convert 50% of third downs and standing 117th converting just 30.6% on offense.

■ **Coordinators Have FAU History:** Defensive Coordinator Glenn Spencer and offensive coordinator Charlie Weis Jr. both spent the 2019 season at FAU as the Owls went 11-3 and won the Conference USA title. Spencer brings three decades of coaching experience to the Bulls, including seven seasons as defensive coordinator at Oklahoma State. Weis Jr. was the youngest coordinator in FBS football when he took over duties at FAU under Lane Kiffin in 2018 at the age of 24. He is now 28 entering his fourth season as a coordinator after leading the Owls to top 15 rankings in total offense and scoring offense.

■ **Weis Jr. Among Youngest/Most Successful Coordinators:** 28-year-old Charlie Weis Jr. has the reins of the USF offense after two seasons in the same role under Lane Kiffin at FAU, where he produced offenses that ranked among the top 20 nationally in scoring and total yardage. His 2019 offense was 14th nationally, scoring 36.4 ppg.

■ **Veteran Spencer Leads Opportunistic Defense:** The old man of the staff at age 57, Glenn Spencer came to USF after one season leading the FAU defense, seven leading Oklahoma State's defense (10 overall at OSU) and one leading Charlotte's. His Owls squad improved more than 40 spots in 10 national defensive rankings.



UNITED: THE VLOG

United: The Vlog follows head coach Jeff Scott and the Bulls inside the program with unique access and features. The Vlog will post on USF Football social channels (Twitter, Facebook and Instagram) throughout the season.

AMERICAN CONFERENCE

- Preseason Poll Ranking

School	CONF	OVERALL	STREAK
1. Cincinnati	0-0	1-0	-
2. UCF	0-0	1-0	-
3. SMU	0-0	1-0	-
4. Houston	0-0	0-1	-
5. Memphis	0-0	1-0	-
6. Tulsa	0-0	0-1	-
7. Tulane	0-0	0-1	-
8. Navy	0-0	0-1	-
East Carolina	0-0	0-1	-

LEE ROY SELMON LEGACY

USF's Sept. 2 opener at N.C. State marked 10 years to the day when Lee Roy Selmon — a Tampa Bay sports icon who was an essential driver of the launching and early success of USF's football program — was rushed to the hospital in critical condition following a stroke as the Bulls traveled to Notre Dame to open the 2011 season. USF players wore a patch with No. 63 — Selmon's NFL number — when the Bulls defeated the Fighting Irish 23-20 for one of the program's greatest victories. Selmon — the No. 1 overall pick in the 1976 draft, the NFL's Defensive Player of the Year with the Tampa Bay Buccaneers and a 1995 addition to the Pro Football Hall of Fame — died on Sept. 4, 2011. In 2012, USF named its athletics center after Selmon, who headed fundraising when USF's program's began and also served as athletic director from 2001-04.

TWO DECADES OF PULLING RANK

The Bulls will likely face several ranked teams in 2021, including a Sept. 11 home match-up with Florida. Since becoming a full FBS program in 2001, USF has registered 11 victories against opponents ranked in the Associated Press top 25 (including three wins against the top 10, four road victories and triumphs against opponents from the ACC, Big 12 and SEC). In that 20-season span, only two other American Athletic Conference programs have more victories against ranked opponents than USF.

AAC Team	Top 25 Wins*	Top 10 Wins*	*Since 2001
Cincinnati	16	1	
Houston	12	4	
USF	11	3	
UCF	7	3	
East Carolina	6	1	
Memphis	6	0	
SMU	6	0	
Navy	5	1	
Temple	5	0	
Tulsa	5	0	
Tulane	0	0	

YOUNG GUNS

Entering his second season, USF's Jeff Scott is the youngest head football coach in the American Athletic Conference and the 15th-youngest in the Football Bowl Subdivision. For the second straight season, Scott is younger than every opposing head coach on USF's schedule. Here are the youngest head coaches in each FBS conference (ages as of this season's Opening Weekend).

American — Jeff Scott, USF, 40 (Dec. 28, 1980)
ACC — Mike Norvell, Florida State, 39 (Oct. 11, 1981)
Big Ten — P.J. Fleck, Minnesota, 40 (Nov. 29, 1980)
Big 12 — Lincoln Riley, Oklahoma, 38 (Sept. 5, 1983)
Conference USA — Will Healy, Charlotte, 36 (Jan. 16, 1985)
MAC — Sean Lewis, Kent State, 35 (April 11, 1986)
Mountain West — Andy Avalos, Boise State, 39 (Nov. 5, 1981)
Pac-12 — Nick Rolovich, Washington State, 41 (Feb. 16, 1979)
SEC — Eliah Drinkwitz, Missouri, 38 (April 12, 1983)
Sun Belt — Kane Wommack, South Alabama, 34 (April 19, 1987)

NOTING THE OPPONENT: FLORIDA

The Florida Gators, in their 115th season of football, are coming off an 8-4 season, which included an 8-2 record in the SEC, and a 55-20 defeat against Oklahoma in the Cotton Bowl. Gators coach Dan Mullen, is in his fourth season as UF's head coach and 13th season overall after a stint at Mississippi State.

■ The Gators opened on Sept. 4 with a 35-14 home win against Florida Atlantic and got 234 yards rushing from their quarterbacks (Anthony Richardson with 160, Emory Jones with 74), plus a 104-yard rushing night from Malik Davis, formerly of Tampa's Jesuit High School.

■ Former Bulls cornerbacks coach/recruiting coordinator Jules Montinar, on staff in 2020, now serves as the Gators' cornerbacks coach.

■ USF is 2-5 all-time against SEC teams and both victories were overtime games — a 26-23 win at Auburn in 2007 and a 46-39 Birmingham Bowl triumph against South Carolina in 2016. Florida is the first SEC opponent to face USF at Raymond James Stadium.

THE LAST MEETING - 2012

The first USF-Florida football game was contested on Sept. 12, 2010 in Gainesville. The Gators won 38-14 before 90,612 fans — the second-largest crowd to witness a USF football game — but the Bulls began with a huge highlight. After the opening kickoff, USF mounted a 17-play, 96-yard touchdown drive, culminating in a 2-yard pass from sophomore quarterback B.J. Daniels (now an analyst on the Bulls staff) to tight end Andrew Ketchel. On the drive, USF had nine straight rushing plays before attempting a pass. Daniels ran seven times for 38 of his team-high 107 rushing yards. After the game, Gators coach Urban Meyer described Daniels as a "stud" and a "superstar."

JPP NAMED TO NFL TOP 100

USF first team All-American defensive end Jason Pierre-Paul (2009) has gone on to earn three NFL Pro Bowl selections (2012, 2013, 2020) and a pair of Super Bowl Championships (2012, New York Giants & 2020, Tampa Bay Buccaneers. He was recently named to the NFL Top 100 players for the 2020-21 season.

■ 57 schools had a player named to the NFL Top 100, but only three in the state of Florida: USF, FSU & FAU

■ USF is one of just three AAC schools with an NFL Top 100 player: USF, SMU & Cincinnati

■ USF has had 13 players make a total of 17 appearances in the Super Bowl, including Chiefs' Center Austin Reiter and Pierre-Paul facing each other in Super Bowl LV in Tampa. With the Bucs' victory, JPP became the first Bulls' player to earn two Super Bowl titles. USF has produced 10 Super Bowl Champions, including Reiter the year before with the Chiefs.



STOKES IMPRESSIVE IN "FOOTBALL" DEBUT

The Bulls' 27-year old punter Andrew Stokes — an import from ProKick Australia — has impressed with a massive leg since his arrival at USF, but last Thursday he put that potential to the test in his first-ever American football game.

■ Stokes punted eight times for 361 yards and a 45.1 ypp average at NC State (9.2). His long punt of 66 yards ranks tied for the ninth-longest in USF history and he maintained a high arc that allowed NC State just two returns for a total of 12 yards.

■ Stokes - 6-5, 228 — had not even seen a college football game in person before playing at NC State.

■ A veteran of Australian Rules Football, Stokes spent the previous seven years playing for the Railways in the Great Northern Football League before being picked up by East Fremantle in the WA Football League...he posted 10.8 disposals, 3.6 marks and .3 goals per game...he played 15 games in his WAFL career, logging 124 kicks, 54 marks, 179 hitouts, 5 goals, 38 handballs, 25 tackles and 162 disposals...also played 83 games for East Fremantle's Reserves.

MIMS MAKING HIS MARK

A former walk-on who earned his scholarship from coach Jeff Scott in the week prior to the start of the 2020 season, Andrew Mims six of the Bulls last 10 games and has posted career-best, double-digit tackle outings in his last two games.

■ Mims led USF with 14 tackles in the 2021 season opener at NC State, bettering his previous career-best of 11 tackles posted vs. UCF in the final game of the 2020 season.

■ Mims was a special teams demon as a reshift freshman in 2018, playing on all special teams and recording 11 tackles on the year. He saw action in nine games in 2019, posting 31 tackles.

■ Mims ranked fourth on the team posting 38 tackles in 2020, while making five starts and playing in eight of nine games.

■ Mims father, Dwayne, was a high school player in Atlanta before he made an unsuccessful attempt to walk-on at Auburn.

■ His older brother, Justin, is a police officer in Jacksonville.

■ Mims was a high school teammate of Bulls' starting center Brad Cecil at Bartram Trail HS in Jacksonville. A late bloomer, Mims gained 40 pounds and two inches between his junior and senior years of high school and had no offers out of high school.

#US2F: Coined by Jeff Scott upon his introduction as the fifth USF head coach on Dec. 9, 2019, United Start 2 Finish (#US2F) has become the hashtag and mantra for the football program and entire USF community calling on the entire thriving Bay area community to join the stampede to elevate the Bulls' athletic programs and university.



I FIRMLY BELIEVE THAT
IF WE COME TOGETHER
AND CREATE GREAT UNITY
THIS WILL BE THE START
OF THE BEST DECADE IN
UNIVERSITY OF
SOUTH FLORIDA
FOOTBALL
HISTORY!



25TH ANNIVERSARY SEASON

USF will celebrate its 25th season of football in 2021 after the program hit the field in 1997 after an initial season of only practices and scrimmages in 1996. The University was founded in 1956 but didn't field a football team for another 41 years. After the first football feasibility meeting in 1991 and formal approval by the State Board of Regents in 1995, the Bulls debuted as a Division I-AA (Football Championship Subdivision) program on Sept. 6, 1997 with an 80-3 victory against NCAA Division II Kentucky Wesleyan at the old Tampa Stadium. When USF football debuted, the university's enrollment was 36,649 (it's now 50,830). USF's overall operating budget has advanced from \$500-million to \$1.857-billion during the 25-year football era, while USF's economic impact on the Tampa Bay region has gone from \$1.1-billion to \$4.4-billion.

USF FOOTBALL

Year Started	1997
Seasons Played	25
Games Played/Won	285/158
Head Coaches	5
Bowl Games/Wins	10/6

BULLS FASTEST TO REACH TOP 10

■ In 2007, USF became the fastest program in the modern AP Poll Era to go from inception to a Top 10 national ranking as the Bulls were ranked No. 6 in the Week 5 AP Poll in just the program's 11th season. The Bulls would climb all the way to the No. 2 ranking two weeks later in Week 7 to become the fastest to reach a Top 5 ranking.

■ The Bulls have reached a Top 25 ranking in seven seasons, including three straight (2016-18), and have been ranked a total of 48 weeks, including 12 in the top 15.

FASTEST TO 150 WINS IN FLORIDA

With a victory over ECU in 2018, USF became the fastest Florida FBS program to reach 150 wins.

STATE OF FLORIDA FBS PROGRAMS

School.....	Game Reached.....
150th Win/Games	
USF	4th game of 2018150/255 (.588)
Florida.....	1st game of 1937150/258 (.581)
Miami.....	5th game of 1955150/267 (.562)
Florida St.	10th game of 1975150/292 (.513)
UCF	9th game of 2005150/294 (.510)
FAU & FIU had not reached 150 wins	

MOST WINS IN A SEASON

Record.....	Period ..	Win %
11-2	2016	84.6%
10-2	2017	83.3%
9-2	2002	81.8%
9-4	2007	69.2%

39 WAS FINE

Jeff Scott, now 40, turned 39 on Dec. 28, 2019, just weeks after accepting the USF job. His former position coach and head coach at Clemson, Dabo Swinney, was also 39 when he ascended to the head coaching job at Clemson, leaving his position as wide receivers coach, which he then tabbed Scott, who was a GA on the staff, to fill. Another notable 39-year-old first time head coach was Jim Leavitt, who left Bill Snyder's staff at Kansas State to begin the USF program as its first head coach in 1996 when he was 39.

THE SWINNEY TREE

Jeff Scott is the first true branch of the Dabo Swinney coaching tree and has followed a remarkably similar path. Swinney has led Clemson since 2008 and Scott was with him during the entire rise of the program to national dominance that saw five straight CFP appearances and two national titles in the final five years of Scott's tenure.

■ **Wide Receivers Coach Tradition:** Dabo Swinney was a walk-on wide receiver at Alabama and was hired by his Alabama position coach, Tommy Bowden, when Bowden got the head coaching job at Clemson. Scott was a three-year letterman wide receiver at Clemson and was coached by Swinney, who promoted him to his first primary FBS coaching position in 2008 to replace Swinney at wide receivers coach after Swinney became the head coach. Scott's first wide receivers coach on his USF staff was Xavier Dye, who played for Scott at Clemson, and is now coaching tight ends and serves as recruiting coordinator.

HUNTER CONNECTS TAMPA & CLEMSON

Jeff Scott and his wife, Sara, welcomed their first son on Aug. 10, 2020, as he joined sister, Savannah. The couple, who had spent most of the previous two decades in Clemson, S.C., decided to name their son Hunter in honor of stand-out Clemson wide receiver and now NFL receiver Hunter Renfrow, whom Scott coached at Clemson. The name was chosen as a symbolic connection between Clemson and Tampa. As many will remember, Renfrow caught the game-winning pass in the Tigers 2016 CFP National Championship win over Alabama in the corner of the end zone at Raymond James Stadium in Tampa. Scott called the game-winning play as co-offensive coordinator at the time and when he first arrived in Tampa upon being named USF head coach, he visited Raymond James Stadium and reenacted that play in the corner of the end zone.



#BAYMADE FOCUSED ON CULTIVATING HOMEGROWN TALENT

Jeff Scott has focused USF's recruiting on the state Florida and particularly the Bay area and its seven surrounding counties.

■ USF's priority order for recruiting is: 1) the Bay area (100 mile radius); 2) the state of Florida (10 broken into geographic areas); 3) bordering and nearby states (GA, AL, SC, NC); 4) national.

■ Within a 100-mile radius of Tampa there are 121 high schools. There are close to 100 Division I players recruited nationally from the area annually.

■ Each USF coach is assigned 12 schools in Area (with one getting 13) as the Bulls build on the benefit of players being able to have their family involved in the program, see them play regularly, go home regularly and play for their city as well as the benefit of building their brand in a thriving metropolitan economic area of over 4 million people and numerous large businesses and professional opportunities.

■ The 2021 Bulls' roster features 23 players from the Bay area, including 10 projected in the two deep to start the 2021 season.

■ 91 of the players on USF's roster hail from the state of Florida. That represents 77 percent of the roster with South Carolina (7) and Georgia (6) being the next closest states in producing current Bulls.

■ Among the Bay area standouts on the Bulls' 2021 roster are: wide receivers Bryce Miller, running back Brian Battie, left tackle Donovan Jennings and right guard Michael Wiggs, cornerback TJ Robinson, safety Mekhi LaPointe, defensive linemen Darien Grant, Kelvin Pinkney and Blake Green, and place-kicker Spencer Shrader.



DID YOU KNOW?

- ✓ **DT Thad Mangum** is in his 7th season of college football (5 at Wofford) was a talented, 270-pound point guard in basketball before starting to play football in his junior season of high school. At age 9, Mangum won the AAU Junior Olympics in karate, then became a black belt one year later.
- ✓ **RB Darrian Felix** transferred from Oregon back to Florida to be closer to his 2-year-old daughter, Dailyn Nicole, who lives with her mother in Fort Myers. Felix is seventh in a lineup of 10 boys on his father's side (James Felix Sr.). In a nod to George Foreman, three of his brothers are named James. The order: Jordan, James, James, Corbett, James, Jermy, *Darrian*, Dorrian, Jaheim, Jarell.
- ✓ **P Andrew Stokes** is 27 years old and the Bulls second straight punter to come out of Prokick in Australia. He had never played in a football game when he arrived at USF. Stokes spent seven years playing Australian rules football with the Railways in the Great Northern Football League, then Fremantle of the West Australia Football League.
- ✓ **QB Cade Fortin** sat out the 2019 season after leaving North Carolina and was one day away from signing with Syracuse University, his choice over Vanderbilt and Kansas, when Jeff Scott called him the day after his introduction as USF head coach and turned his first recruit to USF.
- ✓ **K Spencer Shrader** was home schooled in high school and was a standout soccer player, scoring a school-record 33 goals in a season for Newsome HS and had a professional tryout in Brazil (for three months in 2018). He came to play football on a relative whim, as a

Newsome junior he was kicking footballs simply because they happened to be nearby when the football coach at the time, Ken Hiscock, was walking nearby and said he was stopped short "by the sound." He kept on kicking footballs and by season's end had made 12 of 15 field goals, booted 70 percent of his kickoffs into the end zone for touchbacks and was named all-state. He founded his own online company – CopperFox Technologies – which does brand design, web development, and sales force integration.

✓ **TE Mitchell Brinkman** is studying Sports Administration and served an internship in the spring of 2021 working for USF Vice President of Athletics Michael Kelly.

✓ **LB Coach Ernie Sims** was ranked the No. 1 recruit in the nation by Rivals in 2003 before signing with Florida State where he became an ESPN first team All-American linebacker and went on to be the No. 9 overall pick in the 2006 NFL Draft by the Detroit Lions in 2006. Sims played eight NFL seasons with four teams and the Tallahassee native recorded 623 tackles in the NFL.

✓ **WR Coach Bobby Bentley's** son, Jake Bentley (now a quarterback at South Alabama), started at quarterback against USF in the 2016 Birmingham Bowl for South Carolina. Bentley passed for 390 yards and three touchdowns, but the Bulls prevailed, 46-39 (OT), as Quinton Flowers passed for 261 yards and 2 TD and ran for 105 yards and three TD as USF finished 11-2.

TRANSFERS WILL HAVE MAJOR IMPACT

Entering the 2021 season, the Bulls have 29 players who played at a previous college or university, including 17 who have yet to play for USF.

■ 18 FBS transfers are on the roster. KEY NEW TRANSFER ADDITIONS

WR Demarcus Gregory (Ole Miss)
S Matthew Hill (Auburn)
S Will Jones II (Kansas State)
RB Jaren Mangham (Colorado)
CB TJ Robinson (Rutgers)
CB Timarcus Simpson (Eastern Michigan)
DE Jamari Stewart (Mississippi State)
WR Yusuf Terry (Baylor)
CB Christian Williams (Miami)
QB Jarren Williams (Miami)

KEY TRANSFERS WITH USF EXPERIENCE

TE Mitchell Brinkman (Northern Illinois)
S Isaiah Cromarty (Webber International)
RB Darrian Felix (Oregon)
QB Cade Fortin (North Carolina)
DT Blake Green (NW Missouri State)
OL Jarrett Hopple (Virginia Tech)
OL Demontrey Jacobs (Grambling State)
DT Thad Mangum (Wofford)
S Brock Nichols (Delaware State)
WR Bryce Miller (Southeastern University)
PK Jared Sackett (Arkansas)
DE Ryan Thaxton (Tennessee)
WR Latrell Williams (Tennessee)

STAFF CHANGES

USF's primary coaching staff features four new faces and two coaches in new positions for 2021:

Cam Aiken – Running Backs Coach/Run Game Coordinator — Joined USF in January. Worked on Dabo Swinney's Clemson staff for nine seasons and was part of two national-championship teams.

Bobby Bentley – Wide Receivers Coach/Pass Game Coordinator — Joined USF on July 1. He spent the previous five seasons at South Carolina and was a former head coach at Presbyterian College (2007-08).

George Barlow – Cornerbacks Coach — Joined USF last February. Has 30 years of college coaching experience, most recently as assistant head coach for defense and cornerbacks coach at NC State.

Xavier Dye – Tight Ends Coach/Recruiting Coordinator — Dye was wide receivers coach in 2020, but has changed positions and added to his responsibilities with coordination of recruiting.

Ernie Sims – Linebackers Coach — After one season as a quality control analyst, the former Florida State great and first-round NFL draft choice was elevated to linebackers coach.

AJ Artis – Head Strength and Conditioning Coach — Joined USF in March after three seasons with Tennessee, most recently as the Director of Football Sports Performance.

TIME TO "EAT"

The Bulls 2021 season slogan is "It's Time To E.A.T." The "E" stand for Embrace, the "A" Attack and the "T" Together. Coach Scott has said the team was setting the table in 2020, now it is time to eat.

USF FOOTBALL 25-YEAR TIMELINE

October 13, 1991: Feasibility Committee Meets

USF president Frank Borkowski appointed a 40-person committee to assess the feasibility of adding a football program.

July 12, 1993: Lee Roy Selmon Joins USF Athletics

Selmon, the former Tampa Bay Buccaneers All-Pro and eventual inductee into the Pro Football Hall of Fame, left his banking career to become USF's Associate Athletic Director of External Affairs and spearhead an aggressive fundraising campaign and growing support for a football program.

Aug. 24, 1993: Community Support Galvanizes

With a fundraising goal of \$10-million (and a \$5-million endowment before seeking State Board of Regents approval for the start of USF football), Tampa attorney and sports-activist Ed Rood makes a pledge of \$2-million.

Sept. 15, 1995: USF Football Is Approved

Florida's State Board of Regents approves the start of the program by a 13-1 vote. USF becomes the first university ever to begin a program at the I-AA level.

Dec. 3, 1995 : Jim Leavitt Hired as First Head Coach

Leavitt, the co-defensive coordinator at Kansas State University and a St. Petersburg native, is named USF's first head football coach. He would go on to head the program for its first 14 years of existence.

Sept. 6, 1996: The First USF Football Practice

First-ever football practice is held on former intramural fields on the far east end of campus.

Sept. 6, 1997: The First Game

Before a sellout crowd of 49,212 at Tampa Stadium, USF opens play in football for the first time. The Bulls record their first win in an 80-3 blowout of Kentucky Wesleyan.

Sept. 20, 1998: First National Ranking

After opening up their second season with wins over Slippery Rock, Valparaiso and Liberty, the Bulls climbed to their first national ranking entering FCS polls from The Sports Network and ESPN/USA Today at No. 23 and No. 25, respectively.

Oct. 3, 1998: First Game in Raymond James Stadium

After playing its first nine home games in Tampa Stadium, including the opening two of the 1998 season, USF takes the field at brand new, 65,857-seat Raymond James Stadium and downs The Citadel, 45-6.

December 1998: Initial First-Team All-American

Kicker Bill Gramatica is named a first team FCS All-American by the American Football Coaches Association. Two seasons later, Gramatica hit an FCS-record 63-yard field goal.

Sept. 4, 1999: First FBS Opponent

USF takes on its first Division I-A FBS opponent, falling at San Diego State, 41-12, in the opening game of the 1999 season.

Oct. 11, 1999: Finding A Home in Conference USA

USF football, already planning a transition to the Football Bowl Subdivision in 2000, is approved for membership in Conference USA during the league's expansion meetings in New York.

Oct. 16, 1999: First Victory Over a Ranked Foe

In its final full season of FCS play, USF gets its first victory against a ranked opponent, defeating No. 6-ranked (FCS) Illinois State 14-13 at Raymond James Stadium.

Sept. 30, 2000: First Victory Over No. 1

USF continues to make waves in national college football when the Bulls defeat FCS No. 1-ranked Troy State, 20-10, before 25,786 fans at Raymond James Stadium.

Oct. 28, 2000: First Victory Over an FBS Team

During the Bulls' 2000 transition season, USF breaks through with a 21-13 victory at Connecticut, for its first win over an FBS opponent.

April 22, 2001: First NFL Draft Picks

At the 2001 NFL draft, three USF players were taken in consecutive order in the fourth round. Offensive lineman Kenyatta Jones went to the New England Patriots on the 96th pick. Defensive back Anthony Henry was taken by the Cleveland Browns with the 97th pick. Placekicker Bill Gramatica went to the Arizona Cardinals with the 98th pick.

Sept. 28, 2002: First National Television Appearance

The Bulls make their first appearance on national television at No. 2-ranked Oklahoma Sooners on TBS. USF's performance in a 31-14 defeat was more than respectable. The Bulls limited the Sooners to just 239 total yards. Oklahoma finished 12-2 and ranked No. 5 nationally that season, averaging 392.6 yards per game.

USF FOOTBALL FACILITY IMPROVEMENTS



Entering 2021, USF completed a \$3.3 million upgrade to its current football facilities, including:

- A completely renovated locker room featuring: 120 lockers, state of the art digital lighting and surround sound system, a team lounge with two 86" big screen TVs, video game console, pool table, ping-pong table and furnishings, a nutrition fueling station, new LED graphics and 55" monitors throughout.
- New entry ways, graphics and carpeting throughout the operations area.
- New team room graphics and chairs.
- Renovated coaches offices and staff rooms with new furniture, graphics and carpeting.

INDOOR PERFORMANCE FACILITY

USF is moving forward with plans to break ground on an 88,000-square foot indoor facility this fall at a cost of approximately \$22 million, which will feature a 100-yard turf field, climate control, branded lobby and observation deck slated for completion prior to the start of the 2022 season.

USF FOOTBALL CENTER

Following completion of the Indoor Performance Center, USF has plans to add an additional USF Football Center that will serve as a new home for USF football with coaches offices, meeting spaces, weight room, locker room, training and equipment areas and player lounge

NOTING CADE FORTIN

■ Named Game 1 starter at NC State, it was his first start for USF as he became the 19th starting quarterback in program history. 10 Bulls have won in their first career start. The last to post a win in their first start was Jordan McCloud with a 55-16 victory over South Carolina State in 2019.

■ Fortin previously started four games for North Carolina and made his last career start vs. NC State on Nov. 24, 2018. The Tar Heels lost, 34-28 in overtime, but Fortin played well completing 19-of-40 passes for 276 yards, one touchdown and one interception and running for 15 yards and a touchdown.

■ Fortin is 0-4 as a starter with losses in 2018 while at North Carolina to ECU (41-19), Virginia Tech (22-19) Duke (42-35) & NC State (34-28 OT) as the Tar Heels went 2-9.

■ Fortin was not on a roster during the 2019 season as he was transferring from North Carolina.

■ Fortin was Jeff Scott's first recruit at USF, with Scott calling him the day after he was officially announced. Fortin was one day away from signing with Syracuse University, his choice over Vanderbilt and Kansas.

■ While playing for North Gwinnett High School, Fortin was one of the nation's top quarterback prospects in the Class of 2018. He was in a practically unmatched group of 2018 quarterbacks in the state of Georgia that included Fortin; Trevor Lawrence (Clemson, No. 1 pick in 2021 NFL draft with the Jacksonville Jaguars); Justin Fields (Ohio State, No. 11 pick in the 2021 NFL draft with the Chicago Bears); Emory Jones (expected to start for the Florida Gators); and Jarren Williams (who started at Miami and now is Fortin's teammate at USF).

■ Before Fortin's senior high school season, he committed

to Texas A&M and Coach Kevin Sumlin. In December, as he made final plans for early enrollment at Texas A&M, where he already had secured his apartment, the Aggies fired Sumlin and his staff. As Jimbo Fisher took over at Texas A&M, Fortin quickly pivoted to his second choice at North Carolina.

■ In his second game for North Gwinnett, he broke his left leg in his senior season while getting trapped under the weight of a tackler. Fortin's high school career was done.

■ Last season at USF he missed the first two games due to COVID. He played in only two games and attempted just eight passes. When things finally went well — his 33-yard run against Tulsa put USF in the red zone — he suffered a season-ending shoulder injury on the play as the Bulls completed the 72-yard TD drive.

■ "Cade" came from Cade McNown, a UCLA All-American quarterback who played in the NFL. Fortin's parents just thought that name sounded cool.

■ Fortin's father, a former walk-on football player at San Diego State, runs a successful chiropractic practice near Atlanta. His mother, Debi, is a CPA who now runs the financial side of the family business.

■ Athletic success runs in the Fortin family. His uncle, Roman, was a 12-year NFL offensive lineman with the Chargers, Lions and Falcons. His sister, Alexa, is a volleyball setter at the University of Georgia. His aunt married the son of Steve Bartkowski, the former Atlanta Falcons quarterback and first overall pick in the 1975 NFL draft.

■ When football is done, Fortin envisions a career in sports, perhaps in an athletic department or front office. After earning his undergraduate degree in the spring, he's enrolled in USF's highly regarded sports management and business administration program, where he is pursuing a dual master's degree.

USF FOOTBALL 25-YEAR TIMELINE

June 1, 2004: The USF Athletics Center

An \$18.2-million, 104,000-square-foot facility is open for business. And with that, a humble era of football coaching offices in trailers and a cramped weight room becomes history.

July 1, 2005: Big Time in The Big East

USF officially becomes a member of the Big East Conference, one of six leagues that get an automatic BCS bowl bid for its champion.

Sept. 24, 2005: Bulls Win in Big East Debut

USF made a splashing debut in the Big East Conference as the Bulls upset No. 9-ranked Louisville, 45-14, in front of 33,586 fans at Ray Jay.

Dec. 31, 2005: The First Bowl Game

After challenging for the Big East championship in its first season, USF settles for the program's first bowl bid. USF falls 14-0 against the ACC's N.C. State Wolfpack in the Meineke Car Care Bowl.

Dec. 23, 2006: First Bowl Victory

Following an 8-4 regular season, which included six wins in the last eight games, USF goes to the PapaJohns.com Bowl and defeats the East Carolina Pirates, 24-7.

Sept. 8, 2007: Big Win in SEC Country

In the second game of the 2007 season, the Bulls traveled north to Auburn to face the No. 17-ranked Tigers. Quarterback Matt Grothe hit Jessie Hester Jr. for an overtime touchdown, the Bulls departed with a 26-23 victory stunning 82,617 at Jordan-Hare Stadium.

Sept. 28, 2007: Ray Jay Goes Wild

Two weeks after entering the national rankings for the first time as an FBS team, No. 18 USF downed No. 5 West Virginia, 21-13, in a Friday night ESPN2 game before a delirious throng of 67,012 at Raymond James Stadium and a national TV audience.

Sept. 30, 2007: Fastest Ascent Ever

Following upsets of No. 5 West Virginia and No. 17 Auburn, USF reaches the No. 6 ranking in the AP Poll just 106 polls after moving up to the FBS level. It marks the fastest ascension into the top 10 in the modern era of college football. The next week, the Bulls move up to No. 5, marking the record for the fastest ascension into the top 5.

Oct. 14, 2007: We're No. 2!

After improving to 6-0 following a demolition of rival UCF, 64-12, the 11th-year USF football program is voted No. 2 in the AP poll.

December 2008: Two-Time First-Team All-American

Defensive end George Selvie was named a consensus first team All-American in 2007 after leading the nation with 31.5 tackles for loss. He repeated in 2008, being named a first team All-American by the American Football Coaches Association to become the program's first two-time, first team All-American.

Sept. 26, 2009: First Win Over Florida's Big Three

Led by freshman quarterback B.J. Daniels, the Bulls stun the No. 18-ranked Florida State Seminoles 17-7 at Tallahassee's Doak Campbell Stadium. It's the first USF victory against a member of the state's "Big Three" and establishes the Bulls as a serious contender.

Dec. 31, 2010: Six Straight Bowl Games

USF makes its sixth straight bowl appearance and posts a 31-26 victory against Clemson in the Meineke Car Care Bowl, marking the program's fourth bowl win, third straight and first against a BCS opponent.

Sept. 3, 2011: Winning At Notre Dame

The Bulls open the 2011 season with a 23-20 road upset of the No. 16-ranked Notre Dame Fighting Irish.

Sept. 29, 2012: 69,383 Fill Ray Jay

A USF record home crowd of 69,383 fills Raymond James Stadium to watch the Bulls take on No. 4-ranked Florida State.

Dec. 29, 2016: Winning 11 Games

The Bulls defeat the SEC's South Carolina, 46-39, in overtime at the Birmingham Bowl behind an MVP performance from Quinton Flowers. The Bulls finish 11-2 and ranked 19th in the final AP poll, the program's first postseason ranking.

Dec. 23, 2017: 10 Wins & Top 25

USF downs Texas Tech, 38-34, to win a second straight Birmingham Bowl and finish 10-2 and ranked No. 21 in the final AP poll, completing a program record 20 straight weeks appearing in the Top 25.

Sept. 22, 2018: Fastest to 150

When USF defeated East Carolina, 20-13, on Sept. 22, 2018, it marked the program's 150th FBS victory. The Bulls reached that milestone faster than any team in Florida college football history.

Dec. 9, 2019: Florida Native Scott Named Head Coach

Florida native Jeff Scott is hired as the fifth head coach in program history. The former Clemson offensive coordinator helped lead the Tigers to five straight CFP appearances and two national titles (2016 & 2018).

SWEET PAD!

Raymond James Stadium hosted Super Bowl 55 on Feb. 7, as the Bucs defeated the Chiefs in the stadium's third Super Bowl. It also hosted the 2017 CFP Championship game. In recent years, the stadium has undergone major upgrades securing its stature among the finest venues:

■ The first venue IN THE WORLD to feature Sportsbeam LED Field Lighting, which allows for 2.1 million color combinations and 100s of lighting effects. (2020)

■ The addition of 5G network connectivity. (2020)

■ \$10.4 million in COVID-19 mitigation, cleaning and sanitization enhancements, including installation of 775 hand sanitizer stations in the stadium and surrounding lots. (2020)

■ Nearly \$160 million in upgrades (2018), including: a new 8,000-square-foot, full-service premium sports bar, new East & West Stadium Clubs that include sleek new bars, a club lounge, massive video displays, 162 TVs, and a state-of-the-art audio system, concourse and concession enhancements and locker rooms.

■ State of the art, high visibility 9,600-square-foot video displays in both end zones along with the addition of a new 2,300-square-foot video towers in each corner and stadium ribbon board. All together, the video displays cover more than 28,000-square-feet, making Raymond James Stadium the third-largest video displays in the United States.

**BULLS WIN PK SHOOTOUT VS. NATIONALLY RANKED WOMEN'S SOCCER TEAM**

Football met futbol on the USF soccer pitch late in fall camp as Coach Scott brought the Bulls next door following a practice to challenge USF's nationally ranked and four-time defending conference champion women's soccer team. It was a challenge match, a penalty-kick shootout between Coach Denise Schilte-Brown's women's soccer team, coming off a season-opening victory against the Florida Gators, and the football team. Amid the backdrop of Scott making a \$10,000 donation USF's "Stampede for Women," an initiative designed to raise scholarship money and build facilities for USF's women's sports, it was pure competition and camaraderie. After five rounds of PKs, it was tied 4-4. But nobody wanted a tie. So it was down to the coaches. With Scott in goal, hastily putting on pass-catching gloves, Schilte-Brown lined up for her opportunity but hit the goal post. Scott fired his opportunity just past Schilte-Brown's reach to gain the win. Linebacker Dwayne Boyles served as the Bulls goalie during the event and made one crucial save.

BULL POUNDS

Coach Scott set a goal for the team of 500 "Bull Pounds" by the team's "Big Weigh-In" at the start of fall camp. Bull Pounds are calculated by targeted weight gains and weight loss across the roster totaled for a final tally. In the spring, the Bulls reached around 300 Bull Pounds. At the Big Weigh-In on Sept. 2, the Bulls recorded 525 Bull Pounds reached - making the goal and more. Some of the big movers in gains and losses over the 2020 playing weight are: Donovan Jennings - (-11) to 227
Demetris Harris - (-28) to 309
Chris Carter - (-8) to 238
Antonio Grier - (-9) to 213

Darrian Grant - +9 to 263
Rashawn Yates - +9 to 280
TJ Robinson - +8 to 198
Darrian Felix - +6 to 184
Kelley Joiner - +7 to 179
Xavier Weaver - +8 to 178

CLEMSON CONNECTION

Head Coach Jeff Scott is just one of five primary staff connections for the USF program to the Clemson program. Scott's father, Brad, serves as the Bulls Chief of Staff and was a key member of the Tiger's staff from 2001-2019. Assistant Coaches Daquan Bowers and Xavier Dye both played at Clemson and coached at Clemson. Bowers earned consensus All-America honors following his junior season at Clemson in 2010 in which he posted 67 tackles, 26 tackles for loss and led the nation with 15.5 sacks. He earned the Bronko Nagurski Trophy as college football's top defensive player, the Ted Hendricks Award as the nation's top defensive end and the ACC's Defensive Player of the Year award. A dean's list student at Clemson, Dye played wide receiver for the Tigers from 2007-10 and was two-year starter (2009-10). The most recent Clemson addition is assistant coach Cam Aiken who worked on Dabo Swinney's staff for nine seasons, serving last season as a senior offensive assistant helping the Tigers to once again return to the College Football Playoff as he worked closely with offensive coordinator Tony Elliott.

BOWDEN DNA RUNS IN USF PROGRAM

The Bobby Bowden influence is unmistakable throughout the Bulls' program. USF head coach Jeff Scott practically grew up on the practice field and in the locker room of Florida State football. That's where he mingled with dozens of All-American players as he tagged along with his father, Brad, a Seminoles assistant. That's where he decided — at age 11 — that he would one day become a college football coach. And that's where he watched and learned from the legendary Bobby Bowden. Scott vividly remembers the classic 1991 game at Doak Campbell Stadium — No. 1-ranked FSU vs. the No. 2 Miami Hurricanes. Scott sat deep in the metal locker area of quarterback Charlie Ward, a future Heisman Trophy winner, while Ward sat on a stool and Bowden came in to address the players. Scott was 3 when the family moved to Tallahassee after his father accepted a position on Bowden's staff in 1983. He was 13 when the Seminoles defeated Nebraska 18-16 on Jan. 1, 1994 at the Orange Bowl, then his father left the next day to become head coach at South Carolina.

Brad Scott, the offensive coordinator on Bowden's first national-championship team, is assisting his son as the USF chief of staff. He served for 11 seasons as an assistant coach at Florida State under Bobby Bowden, the last four seasons as offensive coordinator, helping develop Heisman Trophy winner Charlie Ward and the "Fast Break" offense the Seminoles used to win the 1993 national title.

USF's linebackers coach is Ernie Sims, a Tallahassee native and former FSU All-American who achieved his dream of playing for Bowden. Sims has a photo in his office

SITUATIONAL RECORDS

Under Scott 2021

vs. Top-25 opponents (AP/Coaches)	0-2	0-0
vs. Top-10 opponents (AP/Coaches)	0-1	0-0
USF scores first	0-2	0-0
Opponent scores first	1-7	0-1
USF leads after 1st quarter	1-0	0-0
Opponent leads after 1st quarter	0-9	0-1
USF leads at half	1-2	0-0
Tied at half	0-0	0-0
Opponent leads at half	0-7	0-1
USF leads after 3rd quarter	1-2	0-0
Opponent leads after 3rd quarter	0-7	0-1
Tied after 3rd	0-0	0-0

USF OFFENSE

SCORING: 17 points or less	0-4	0-1
SCORING: 20 or more points	1-3	0-0
SCORING: 30 or more points	0-3	0-0
SCORING: 40 or more points	0-1	0-0
TOTAL OFFENSE: 400 or more yards	1-1	0-0
TOTAL OFFENSE: 500 or more yards	0-1	0-0
TOTAL OFFENSE: 300 yards or less	0-3	0-1
RUSHING: 200 or more yards	1-1	0-0
RUSHING: 300 or more yards	1-0	0-0
RUSHING ATT: 40 or more	0-3	0-0
PASSING: 200 or more yards	0-4	0-0
PASSING: 300 or more yards	0-2	0-0
PASSING ATT: 30 or more	0-6	0-1
1st DOWNS: at least 20	1-4	0-0
3rd DOWNS: convert 40% or more	1-1	0-0
TURNOVERS: two or less	1-5	0-0

USF DEFENSE

SCORING: allow 15 points or less	1-0	0-0
SCORING: allow 20 points or less	1-0	0-0
SCORING: allow 21 points or more	0-9	0-1
TOTAL OFFENSE: 300 yards or less	1-0	0-0
RUSHING: allow 150 yards or less	0-2	0-0
RUSHING: allow 100 yards or less	0-0	0-0
PASSING: allow 150 yards or less	1-1	0-0
PASSING: allow 100 yards or less	1-0	0-0
1st DOWNS: allow 15 or less	0-0	0-0
3rd DOWNS: convert 33% or less	0-0	0-0
TURNOVERS: two or more	1-2	0-0

TEAM COMPARISON

RUSHING YARDS: USF has more	1-3	0-0
PASSING YARDS: USF has more	1-4	0-0
TOTAL YARDS: USF has more	1-1	0-0
TURNOVERS: USF has fewer	1-1	0-0
TIME OF POSSESSION: advantage	0-4	0-0
1ST DOWNS: USF has more	1-2	0-0
PENALTIES: USF has fewer	1-3	0-0
SPECIAL TEAMS SCORE: USF scores TD	1-0	0-0

USF INDIVIDUALS

RUSHING: 100-yard rusher	0-1	0-0
PASSING: 200-yard passer	0-3	0-0
RECEIVING: 100-yard receiver	0-1	0-0
RUSH/PASS: 100-yard rusher/200-yard passer	0-1	0-0

USF LARGEST CROWDS

1. 99,235	at Penn State	Sept. 3, 2005	L, 23-13
2. 90,612	at Florida	Sept. 12, 2010	L, 38-14
3. 83,524	at Florida State	Sept. 26, 2009	W, 17-7
4. 82,617	at Auburn	Sept. 8, 2007	W, 26-23 OT
5. 80,795	at Notre Dame	Sept. 3, 2011	W, 23-20
6. 78,900	at South Carolina	Sept. 18, 2004	L, 34-3
7. 78,111	at Wisconsin	Sept. 27, 2014	L, 27-10
8. 76,780	at Alabama	Aug. 30, 2003	L, 40-17
9. 74,432	at Oklahoma	Sept. 28, 2002	L, 31-14
10. 72,811	at Florida State	Sept. 12, 2015	L, 14-34
11. 70,401	at Michigan St.	Sept. 7, 2013	L, 21-6
12. 69,383	vs. Florida State	Sept. 29, 2012	L, 30-17
13. 67,012	vs. West Virginia	Sept. 28, 2007	W, 21-13
14. 66,469	vs. Miami	Nov. 28, 2009	L, 31-10
15. 65,948	vs. UCF	Oct. 13, 2007	W, 64-12

BOLD = HOME

SEASON HONORS AMERICAN CONFERENCE

PRESEASON AII-AAC HONORS

Antonio Greir (LB): Phil Steele, 1st Team; Athlon: 3rd Team
Dwayne Boyles (LB): Phil Steele, 2nd Team; Athlon: 4th Team
Donovan Jennings (OT): Phil Steele, 3rd Team; Athlon: 2nd Team
Kelley Joiner (RB): Phil Steele, 4th Team
Brad Cecil (OC): Phil Steele, 4th Team; Athlon: 4th Team
Demontrey Jacobs (OT): Phil Steele, 4th Team;
Mitchell Brinkman (TE): Athlon: 4th Team
Demetris Harris (OG): Athlon: 3rd Team
Rashawn Yates (DT): Athlon: 4th Team

AAC PLAYERS OF THE WEEK

TBD : --

AAC HONOR ROLL

Week 1: --

GAME CAPTAINS

Week 1 (NC State): Brinkman, Cecil, Boyles, LaPoint3

Week 2 (Florida): Br

QUOTABLE

"It was what I hoped it would be. The goal was to have the team know who the starter was before we announced it."

- **Jeff Scott, on naming Fortin Game 1 starter**

"Preparation is what weeds out nervousness. Getting in the film room, learning our opponent, that builds the confidence and eases the pressure anybody might feel. We're going to play hard and play together. Regardless of good or bad, we're going to stick together."

- **Cade Fortin**

"Cade is the nicest guy you'll ever meet," Bulls center Brad Cecil said. "And he's one of the best leaders you'll ever meet. He is social and friendly in a soft-spoken kind of way. But he sets an example for all of us through his actions. Just watch how he takes notes in meetings. He doesn't miss a detail."

- **Brad Cecil**

of Bowden visiting his home during a recruiting session, when Bowden brought the No. 34 jersey (retired to honor former All-American Ron Sellers) and said Sims would be allowed to wear it if he signed with FSU.

SUPER SENIORS

USF welcomed back eight players that are using the COVID season to play as "Super Seniors" in 2021, including four defensive linemen that will be key parts of the defense. They are: DT Kevin Kegler, DT Thad Mangum, DT Blake Green, DT Kelvin Pinkney, S Brock Nichols, TE Mitchell Brinkman, OL Jarrett Hopple, OL Michael Wiggs

RAZOR CLOSE LOSSES IN 2020

■ USF's one-point loss (34-33) at Memphis marked the Bulls' closest loss since falling by one, 37-36, vs. Syracuse in Tampa in 2012.

■ The Bulls' previous two-point road loss at Temple (39-37) this season, is also the second-closest loss in the last eight seasons dating to 2012. In fact, the one-point loss marked just the fourth in program history, with two occurring in the program's first season (1997), and the two-point loss was also just the fourth ever.

DAY DAY MAKIN' PLAY PLAYS

Sophomore defensive back Daquan "Day Day" Evans continues to emerge as a playmaker in the secondary.

■ Posted a career-best 7 tackles in the 2021 season opener at NC State.

■ Emerged as a big play maker in his 2020 campaign.

■ He posted interceptions in three straight games, getting picks vs. Temple, Tulsa and Memphis – returning the last vs. the Tigers 51 yards for a touchdown.

■ He led USF with three interceptions on the year and with returns of 56, 51 and 31 yards, his 138 return yards were just 26 shy of the USF season record set in 2007.

■ Saw action in 12 games as a true freshman and returned his first career interception 52 yards against Memphis (11/23)

■ Evans has three 50-yard-plus interception returns on his career and his 190 career return yards are second all-time, just 29 shy of the USF record held by Trae Williams (2004-07).

BOYLES AT HEART OF BULLS DEFENSE

Linebacker Dwayne Boyles led USF in tackles (75) and tackles for loss (12.5) in 2019, but had his 2020 season limited by missing action. The junior is the heart of the Bulls defense, making many of the reads and play calls from his linebacker position.

■ After posting four tackles in the 2020 season opener, Boyles missed the next three games (Notre Dame, Cincinnati and ECU) due to being on the unavailable list.

■ The Miami native returned for the Temple game and promptly led USF with nine tackles and blocked his first career field goal, turning back a Temple attempt just before the half.

RECORDS WATCH

40+ YARD FIELD GOALS IN A GAME

NAME	GAME
4 Spencer Shrader	at Memphis, 11/7/20
3 Maikon Bonani	vs. Syracuse, 10/27/12

4+ FIELD GOALS IN A GAME

NAME	GAME
5 Emilio Nadelman	vs. Temple, 9/21/17 (44, 28, 25, 37, 44)
5 Maikon Bonani	vs. Syracuse, 10/27/12 (35, 32, 46, 41, 47)
4 Spencer Shrader	at Memphis 11/7/20 (49, 47, 46, 41)
4 Emilio Nadelman	vs. Cincinnati 10/14/17 (39, 28, 21, 24)
4 Marvin Kloss	vs. Cincinnati 10/5/13 (25, 52, 24, 40)

INTERCEPTION RETURN YARDS - SEASON

NAME	YARDS	YEAR
1. Trae Williams (Sr.)	164 (6)	2007
2. Daquan Evans (So.)	138 (3)	2020
3. Ben Moffitt (So.)	136 (4)	2007

INTERCEPTION RETURN YARDS - CAREER

NAME	YARDS	YEAR
1. Trae Williams	219 (16)	2004-07
2. Daquan Evans (So.)	190 (4)	2019-
3. Devin Abraham	189 (9)	2014-17

TOUCHDOWN RECEPTIONS - CAREER

NAME	TD	YEAR
1. Andre Davis	17	2011-14
8. Mitchell Wilcox	11	2016-19
Marquez Valdes-Scantling	11	2016-17
10. Hugh Smith	10	1999-2002
RJ Anderson	10	1998-99
Bryce Miller	7	2019-present

QUOTABLE

"I run away from people."

"(I had) two holes in both hamstrings (last season)."

- **RB Darrian Felix**

"No question, he can take it to the house."

- **Cam Aiken, on Darrian Felix**

"You guys are powerful human beings, strong men, great representatives of our university. When you come out and support us in these numbers, it gives us the power to plow through a game like (beating the Gators). I always want our football team to win. I want you to win even more now. We are behind you guys, too!"

- **USF women's head soccer Coach Denise Schilte-Brown**

"I hope I can have just half the impact on my players as Coach Bowden had on his players,"

- **Jeff Scott**



A PREEMINENT UNIVERSITY

Designated a "Preeminent State Research University" by the Florida board of governors in 2018, USF is in elite company with the University of Florida and Florida State University as the only three state universities to earn the designation.

■ USF enrollment surpassed 50,000 students for the first time in the fall of 2017, now with 50,830 students currently enrolled across the three campuses: USF Tampa, USF St. Petersburg and USF Sarasota-Manatee.

■ USF ranks 30th among U.S. public institutions according to the 2020 Times Higher Education's World University Rankings.

■ INNOVATIVE: USF is the nation's 7th leading public university in generating new United States utility patents and ranks 16th among universities worldwide.

■ USF is home to students from all 67 Florida counties, all 50 states and more than 140 countries, the USF System continues to admit a very diverse student body.



CHAMPA BAY!

The Bay area has staked a claim as the epicenter of championship sports teams in recent years. Home to four professional sports organizations, including the MLB Rays, NHL Lightning, NFL Buccaneers and USL Rowdies. All have had outstanding championship seasons in the last two years, making celebratory boat parades on the Hillsborough River in downtown Tampa a common occurrence.

■ Since 2020, the Bay Area has claimed a **Super Bowl Champion**, two **Stanley Cups**, an **American League Pennant** and a **USL Conference Championship**.

■ The **Tampa Bay Lightning** repeated as Stanley Cup champions as they downed the Montreal Canadiens (4-1) in the 2021 Stanley Cup Finals after dispatching the Dallas Stars (4-2) in 2020. The Lightning also won the Cup in 2004. They have reached the playoffs 5 of the last 6 seasons and the conference finals four times in that span.

■ The **Tampa Bay Buccaneers** acquired sure Hall of Fame players Tom Brady and Rob Gronkowski prior to the 2020 season and went on to down the Kansas City Chiefs (31-9) to win Super Bowl 55 in Raymond James Stadium. The Buccaneers became the first team in NFL history to play in and win a Super Bowl that was held at its home stadium. The Bucs also won a Super Bowl in 2002.

■ The **Tampa Bay Rays** won the American League pennant and reached the 2020 World Series, falling to the Los Angeles Dodgers in six games. The Rays also reached the 2008 World Series. The Rays had the best record in the American League (third-best in MLB) as of Aug. 28, 2021, and their established ace was former USF pitcher Shane Bieber.

■ The **Tampa Bay Rowdies** soccer team won its conference and reached the USL Championship final in 2020.

■ The NBA's **Toronto Raptors** also played the 2020-21 season in Tampa's Amalie Arena.



■ In the 2020 season finale, Boyles led all players with 13 tackles and added 2.0 TFL in a 58-46 loss to UCF.

■ Boyles entered 2021 as USF's top returner in career tackles and TFL with 138 and 18.5, respectively. Fellow linebacker Antonio Grier is the next closest with 117 and 14.0.

POSTGRADUATES

The 2021 roster features 13 players that have already received their undergraduate degree, including sophomore quarterback Cade Fortin and three of his primary targets in TE Mitchell Brinkman, WR Bryce Miller and WR Latrell Williams as well as five defensive linemen that will figure prominently in the depth chart.

The list: Cade Fortin (QB), Latrell Williams (WR), Kevin Kegler (DT), Brock Nichols (S), Blake Green (DT), Bryce Miller (WR), Thad Mangum (DT), Andrew Mims (LB), Darrien Grant (DT), Demetris Harris (G), Jarrett Hopple (G), Mitchell Brinkman (TE) and Kelvin Pinkney (DT).



THE USF FOOTBALL PROGRAM

■ The Bulls have had five head coaches in 25 seasons.

■ USF was ranked for a program record 20 straight weeks (2016-2017) has spent 48 weeks in the Top 25.

■ The Bulls reached as high as the No. 2 ranking in 2007, becoming the fastest program to go from inception to a top 10 ranking in FBS history.

■ USF has played in 10 bowl games and won six.

■ USF has claimed victories in Tampa over Louisville, West Virginia, Georgia Tech, Pittsburgh, Kansas and North Carolina among others.

■ USF has claimed road or neutral site wins over Florida State, Auburn, Clemson, Notre Dame, Miami, Louisville, NC State, West Virginia and TCU among others.

■ USF has had 30 first-team All-Conference selections, including 1 Offensive Player of the Year, 1 Defensive Player of the Year, 2 Special Teams Players of the Year and 1 Rookie of the Year.

■ USF has had five players selected a first-team All-American a total of six times.

■ 13 USF players have been part of 17 Super Bowl teams, 10 part of a Super Bowl Champion, including last year as Bay area product Austin Reiter (Chiefs) and Jason Pierre-Paul (Buccaneers) went head to head.



RAYMOND JAMES STADIUM: HOME OF BULLS, BUCS & SUPER BOWLS

TOP USF SEASON AVERAGE ATTENDANCE				
RANK	AVERAGE	YEAR	GAMES	ATTENDANCE
1.	53,170	2007	6	319,019
2.	52,553	2009	6	315,319

TOP USF GAME CROWDS					
RANK	ATTENDANCE	OPPONENT	DATE	WINNER	SCORE
1.	69,383	Florida St.	9/29/2012	FSU	L, 30-17
2.	67,012	West Virginia	9/28/2007	USF	W, 21-13
3.	66,469	Miami	11/28/2009	UM	L, 31-10
4.	65,948	UCF	10/13/2007	USF	W, 64-12
5.	63,976	Cincinnati	10/15/2009	UC	L, 34-17

■ USF is one of the few college programs that play in an NFL stadium, opened on Sept. 20, 1998.

■ Raymond James Stadium is home to the NFL's Tampa Bay Buccaneers and has hosted three Super Bowls: Super Bowl XXXV in 2001 (Ravens and Giants) and Super Bowl XLIII in 2009 (Steelers and Cardinals) and Super Bowl LV in 2021 (Chiefs and Buccaneers). The stadium also hosted the 2017 CFP National Championship Game won by Clemson over Alabama.



WELCOME TO THE SUNCOAST NOTING TAMPA & THE BAY AREA

■ The greater Tampa Bay area has a population of more than 4 million and is one of the fastest growing areas in the country. It is the 13th largest TV market in the United States.

■ Tampa ranks as fifth-most popular American city according to a Pew Research Center study.

■ Tampa ranked as the 5th best outdoor city by Forbes. The area's average highs range 70 to 90 °F year round, and lows 52 to 76 °F.

■ Nicknames: Cigar City & The Big Guava

■ Tampa is near 18 beaches. In 2020, Trip Advisor rated Siesta Key the No. 1 Beach in America followed closely by St. Petersburg Beach (No. 2) and Clearwater Beach (No. 5).



In 2015, the USF Student Government passed a resolution to officially rename the USF student section The Herd. USF's student section can number more than 12,000, making it among the largest in the nation. Front row fans that arrive early and paint their bodies green and gold are known as *The Beef Studs*.

2021 WEEK	AP	COACHES	2021 WEEK	AP	COACHES
Preseason	NR	NR	Week 8		
Week 1	NR	NR	Week 9		
Week 2	NR	NR	Week 10		
Week 3			Week 11		
Week 4			Week 12		
Week 5			Week 13		
Week 6			Week 14		
Week 7			Week 15	-	

HOME: ROAD: CONFERENCE: NON-CONFERENCE MARKS

■ **OVERALL:** 99-53 (.651) record in home games since the program started in 1997

* USF played the 1997 home schedule and the first two games of the '98 season in Tampa Stadium, going 6-3, moving to Raymond James for the Citadel game in '98.

Undefeated Home Record: 3 seasons: 2002, '01 & '00
One Loss Home Record: 8 seasons: 2017, '16, '15, '07, '06, '05, 1999 & '98.

■ **Losing home records:** 6 seasons: 2020 (1-3); 2019 (2-5); 2014 (2-5); 2013 (1-5); 2012 (2-4), 2011 (3-4) and 2004 (2-4).

■ **OVERALL:** 53-71 record in true road games

6 seasons: 2017, '16, '10, '07, '03 & '02

Road .500 record: 5 seasons: 2018, '09, '08, '06 & 1998

■ CONFERENCE ROAD GAMES: 29-40

American Conference Road Games: 15-17

Most Wins in a season: 4 (2016)

After spending the first six seasons of program history as an independent, USF joined Conference USA in 2003 and moved to the BIG EAST in 2005. Realignment morphed the BIG EAST into The American in 2013.

BIG EAST: 22-34 (.392) eight seasons;
C-USA 8-8 (.500) two seasons.

■ AAC East Division: 18-8 (.692), 5 seasons

Losses: vs. UCF (2017, 2018, 2019), at Temple (2016, 18 & 19), Cincinnati (2018, 2019)

■ Most wins in a season: 7, 2016.

■ **Conference Openers:** 10-8, 5-3 in The American.

OVERALL: 49-26 (.653) in regular-season, nonconference games in 16th season as a conference member.

■ **AMERICAN:** 16-14, 9th season.

■ **BIG WINS** Since 2007: at Notre Dame (2011), vs. Miami (2010), at Florida State (2009), at N.C. State (2008), vs. No. 10 Kansas (2008), at Auburn (2007) & vs. North Carolina (2007).

■ **BIG EAST (2005-2012):** 30-9 (.769) in regular-season, nonconference matchups in 8 seasons.

■ C-USA: 3-3 (.500) record in two seasons.

ACCUMULATED FLEETS (Week 2)				
RK	TEAM	RECORD	PTS	TREND
1	Alabama (59)	1,571	1	1-0
2	Georgia (4)	1,507	5	1-0
3	Ohio State	1,437	4	1-0
4	Oklahoma	1,374	2	1-0
5	Texas A&M	1,288	6	1-0
6	Clemson	1,231	3	0-1
7	Cincinnati	1,136	8	1-0
8	Notre Dame	1,070	9	1-0
9	Iowa State	1,045	7	1-0
10	Iowa	942	18	1-0
11	Penn State	908	19	1-0
12	Oregon	883	11	1-0
13	Florida	842	13	1-0
14	Southern California	789	15	1-0
15	Texas	683	21	1-0
16	UCLA	668	NR	2-0
17	Coastal Carolina	384	22	1-0
18	Wisconsin	376	12	0-1
19	Virginia Tech	359	NR	1-0
20	Ole Miss	335	NR	1-0
21	Utah	334	24	1-0
22	Miami (FL)	229	14	0-1
23	Arizona State	222	25	1-0
24	North Carolina	198	10	0-1
25	Auburn	83	NR	1-0

RK	TEAM	REC	PTS	1ST	HI/LO
1	Alabama	1-0	1624	64 1	— 1/1
2	Georgia	1-0	1537	1 5	3 2/5
3	Ohio State	1-0	1491	0 4	1 3/4
4	Oklahoma	1-0	1397	0 3	-1 3/4
5	Texas A&M	1-0	1334	0 6	1 5/6
6	Clemson	0-1	1239	0 2	-4 2/6
7	Notre Dame	1-0	1197	0 7	— 7/7
8	Cincinnati	1-0	1113	0 10	2 8/10
9	Florida	1-0	1058	0 11	2 9/11
10	Iowa State	1-0	1057	0 8	-2 8/10
11	Oregon	1-0	920	0 12	1 11/12
12	Iowa	1-0	914	0 18	6 12/18
13	Penn State	1-0	872	0 20	7 13/20
14	Southern California	1-0	828	0 14	— 14/14
15	Texas	1-0	653	0 19	4 15/19
16	UCLA	2-0	538	0 NR	2616/NR
17	Wisconsin	0-1	359	0 15	-2 15/17
18	Utah	1-0	294	0 NR	818/NR
19	Coastal Carolina	1-0	289	0 24	5 19/24
20	Mississippi	1-0	285	0 25	5 20/25
21	Virginia Tech	1-0	274	0 NR	1921/NR
22	North Carolina	0-1	252	0 9	-13 9/22
23	Oklahoma State	1-0	243	0 22	-1 22/23
24	Miami	0-1	186	0 16	-8 16/24
25	Arizona State	1-0	181	0 NR	325/NR

■ **LAST:** L, at No. 15 Cincinnati (28-7), Oct. 3, 2020
 ■ **LAST WIN:** W, 52-45 vs. No. 22 Navy on Oct. 28, 2016 in Raymond James Stadium.

■ **OVERALL RECORD:** 11-30 all-time vs. FBS ranked teams since joining the FBS in 2000.

15-35 overall vs. ranked foes, including a 4-5 record vs. I-AA (FCS) teams from 1997-2000.

■ **AT HOME:** USF is 7-15 at home vs. FBS ranked teams, last posting a win with a 52-45 win vs. No. 22 Navy, Oct. 28, 2016.

■ **ON THE ROAD:** 4-14 on the road vs. FBS ranked, last posting a win with a 23-20 victory at No. 16/18 Notre Dame on Sept. 3, 2011.

Wins vs. ranked teams on the road: W, 24-19 at No. 9 West Virginia (2006); W, 26-23 at No. 17 Auburn (2007); W, 17-7 at No. 18 Florida State (2009); W, 23-20 at No. 16 Notre Dame (2011)

FUTURE NON-CONFERENCE SCHEDULES

[illegible]



JEFF SCOTT YEAR-BY-YEAR

2nd Season as a Head Coach

15th season overall in collegiate coaching

YEAR	SCHOOL	RECORD	POSTSEASON
2021	USF (HC)	0-1	
2020	USF (HC)	1-8	
HEAD COACH RECORD		1-9	-

2019	Clemson (Co-Offensive Coord./WR)	14-1*	CFP Championship Game
2018	Clemson (Co-Offensive Coord./WR)	15-0*	CFP National Title
2017	Clemson (Co-Offensive Coord./WR)	12-2*	CFP (Sugar)
2016	Clemson (Co-Offensive Coord./WR)	14-1*	CFP National Title
2015	Clemson (Co-Offensive Coord./WR)	14-1*	CFP Championship Game
COORDINATOR RECORD		70-5[^]	*5 ACC Titles/5 CFP

[^] Became coordinator in 2014 Russel Athletic Bowl

2014	Clemson (WR Coach/Recruiting Coord.)	10-3	Russel Athletic Bowl (W)
2013	Clemson (WR Coach/Recruiting Coord.)	11-2	Orange Bowl (W)
2012	Clemson (WR Coach/Recruiting Coord.)	11-2	Chick-fil-A Bowl (W)
2011	Clemson (WR Coach/Recruiting Coord.)	10-4*	Orange Bowl (L)
2010	Clemson (WR Coach/Recruiting Coord.)	6-7	Meineke Bowl (L)
2009	Clemson (WR Coach/Recruiting Coord.)	9-5	Music City Bowl (L)
2008	Clemson (GA then WR Coach)	7-6 [^]	Gator Bowl (L)

CLEMSON ASSISTANT COACH RECORD		130-31[^]	[^] assistant midway through 2008
2007	Presbyterian College (WR Coach)		

BOWL RECORD (Assistant)	10-5	15 Bowl Games
--------------------------------	-------------	----------------------

CFP GAMES (Assistant)	6-3	2-2 in Championship
------------------------------	------------	----------------------------

HIGH SCHOOL

2005-06	Head Coach, Blythewood HS (S.C.)	won 3A State Title
---------	----------------------------------	--------------------

Scott helped lead the Clemson to five straight College Football Playoff appearances, four CFP Championship games and national titles in the 2016 and 2018 seasons while coaching in nine CFP games and posting a 6-3 record.

HEAD COACH JEFF SCOTT

2nd Season at USF/2nd Season Overall Clemson, 2003

Named the fifth head coach in USF football history on Dec. 9, 2019, Jeff Scott was one of the most respected coordinators and recruiters in the nation when he took over the Bulls program.

Having served as the co-offensive coordinator at Clemson since 2015 and as a member of the Tigers' football staff at his alma mater since 2008, Scott was a key part of the rise of one of the most dominant football programs in the nation. He helped lead the Tigers to five straight College Football Playoff appearances, four CFP Championship game appearances (2015, 2016, 2018 & 2019 seasons) and national titles in the 2016 and 2018 seasons while coaching in nine CFP Playoff games and posting a 6-3 record. Scott returns to a home field in Raymond James Stadium where Clemson scored 21 fourth-quarter points to defeat Alabama, 35-31, in the CFP National Championship game on Jan. 9, 2017 to claim the program's first national title in 35 years.

SCOTT NOTABLES

CHAMPIONSHIP COORDINATOR

- In his five seasons serving as co-offensive coordinator/wide receivers coach, Clemson posted a 70-5 record and claimed five ACC championships.
- Clemson finished the 2019 season ranked No. 4 nationally in scoring offense (43.9 ppg) and No. 5 in total offense (528.7 ypg).
- During his stint as co-offensive coordinator, the Tigers went 70-5 (38-2 in the ACC) with just two regular season losses and posted the four winningest seasons in program history (2018 (15-0), 2019 (14-1), 2015 (14-1), 2016 (14-1)).
- Clemson averaged 40 points and 500 yards per game, while Tigers quarterbacks completed better than 66 percent of their passes. Clemson averaged better than 500 yards per game in four seasons and set 138 team and individual records, including marks for total offense (527.2 ypg), scoring offense (44.3 ppg), passing offense (5,009 yards), rushing offense (3,723 yards) and touchdowns (90).
- The top three total offense seasons in program history came with Scott as co-offensive coordinator, as did the top three scoring seasons, all with 577 points or better.

FLORIDA & COACHING IN THE BLOOD

- Born in Arcadia, Fla., just an hour and a half south (93 miles) of the USF campus.
- Scott's father, Brad, a 1979 graduate of USF, coached high school football in the state and spent 11 years as an assistant coach to Bobby Bowden at Florida State, including the last four as offensive coordinator and claiming the 1993 national title.
- During his father's tenure at Florida State, Scott attended elementary school across the street from the FSU practice fields and joined his father at practice after school.

AT HOME IN RAY JAY

- Scott returns to a home field in Raymond James Stadium where Clemson scored 21 fourth-quarter points to defeat Alabama, 35-31, in the CFP National Championship game on Jan. 9, 2017 to claim the program's first national title in 35 years.

PRODUCING NFL PLAYERS

- Eight wide receivers Scott coached were on 2019 NFL rosters, including Bay area products, Ray Ray McCloud, Deon Cain and Artavis Scott.
- He coached Fort Myers, Fla., product Sammy Watkins, a two-time All-American who set school season records for receptions (101), receiving yards (1,464) and touchdowns (12) and career marks for receptions (240), receiving yards (3,391) and receiving touchdowns (27) before being selected in the first round of the NFL Draft.
- Under Scott, DeAndre Hopkins earned second-team All-America honors before selection in the first round of the NFL Draft and going on to make four Pro Bowls.


ELITE RECRUITER

- Scott was Clemson's recruiting coordinator 2008-14, leading the Tigers to top-10 ranked classes in his first season of 2009 and also in 2011 and 2012.
- He was named a top-10 recruiter nationally by ESPN.com (2014), a top 25 national recruiter seven times by Rivals.com (2012, 2014, 2015, 2016, 2017, 2018, 2019) and the ACC Recruiter of the Year in 2015 by Rivals and in 2018 by 247Sports.

ONE SMART MATHEMATICIAN

- Graduated cum laude with a degree in mathematics, having earned President's List recognition with a 4.0 grade-point average in 2001 and 2002.

2021 USF FOOTBALL STAFF




CHARLIE WEIS JR.

Offensive Coordinator/Quarterbacks

Alma Mater: Kansas, '15

2nd Season with USF

- OC for FAU team that was 14th in NCAA in scoring in 2019
- On staffs with Atlanta Falcons and New England Patriots
- Won 2016 national championship as analyst at Alabama



ALLEN MOGRIDGE

Offensive Line Coach/Assistant Head Coach

Alma Mater: North Carolina, '99

2nd Season with USF

- O-line at FIU ranked in top 10 in sacks in '18 & '19
- Helped FIU to three straight bowl appearances
- Has nearly 20 years of coaching experience



CAM AIKEN

Running Backs/Run Game Coord.

Alma Mater: Clemson, '11

1st Season with USF

- Previous 9 seasons on Clemson staff
- Worked closely with Scott on offensive planning at Clemson
- Part of 6 CFP runs and 2 national championships with Tigers



BOBBY BENTLEY

Wide Receivers/Pass Game Coord.

Alma Mater: Presbyterian, '90

1st Season with USF

- Spent previous 5 seasons at South Carolina
- Highly successful high school coach in South Carolina
- Named a Rivals Top 25 Recruiter in 2019



XAVIER DYE

Tight Ends Coach/Recruiting Coord.

Alma Mater: Clemson, '10

2nd Season with USF

- Scott was his position coach as a WR at Clemson
- Coached with Scott at Clemson as a GA with the WRs
- Wide receivers coach at West Virginia in 2019



BRAD SCOTT

Chief of Staff

Alma Mater: USF, '79

2nd Season with USF

- Former head coach at South Carolina (1994-98)
- Offensive coordinator at Florida State, helping win 1993 national championship and quarterback Charlie Ward claim the Heisman Trophy.



ALBERT BOONE

Director of Football Operations

Alma Mater: Florida State, '03

4th Season with USF



GLENN SPENCER

Defensive Coordinator/Safeties

Alma Mater: Georgia Tech, '87

2nd Season with USF

- DC for FAU team that led NCAA in takeaways in 2019
- Coached 10 seasons at Oklahoma State
- Won two conference titles as head coach at West Georgia



GEORGE BARLOW

Cornerbacks Coach

Alma Mater: Marshall, '90

1st Season with USF

- Previous 7 seasons at NC State/Asst. HC for defense
- Brings 30 years of collegiate coaching experience
- Played safety at Marshall



DA'QUAN BOWERS

Defensive Line Coach

Alma Mater: Clemson, '19

2nd Season with USF

- Was No. 1 overall high school prospect by ESPN in 2008
- Second-round draft pick of the Tampa Bay Bucs in 2011
- Coached with Jeff Scott at Clemson



ERNIE SIMS

Linebackers Coach

Alma Mater: Florida State, '18

2nd Season with USF

- No. 9 overall pick in the 2006 NFL Draft/8 NFL seasons
- All-America linebacker at Florida State/No. 1 recruit in '03
- A Parade and USA Today prep All-American



DANIEL DA PRATO

Special Teams Coordinator

Alma Mater: Louisiana-Monroe, '03

2nd Season with USF

- Coached at Arkansas in 2019
- Coached two All-Americans at Montana State
- Played quarterback at ULM from 2002-03



AJ ARTIS

Strength & Conditioning Coach

Alma Mater: Campbell, '15

1st Season with USF

- Previously head strength & conditioning coach at Tennessee
- Spent two seasons at Duke
- Three-year football letterman at Campbell (WR & TE)



MIKE GIGLIO

Director of Recruiting and Pro Liaison

Alma Mater: Florida, '08

5th Season with USF

USF ATHLETIC COMMUNICATIONS

4202 E. Fowler Ave., ATH 100,
Tampa, FL 33620
OFFICE: 813-974-2125 FAX: 813-974-5328

Associate AD/Communications/

Football Contact: Brian Siegrist

Siegrist@USF.edu

Cell: 813-293-3897

Associate Communications Director/

Secondary Football: Dave Albrecht

Albrecht25@usf.edu

Cell: 561-525-4997

Associate Communications Director/

Secondary Football: Mike Hogan

MHogan@USF.edu

Cell: 813-469-0616

Website: www.GoUSFBulls.com



USF MEDIA POLICIES

WEEKLY PRESS CONFERENCE

USF holds a weekly press conference every TUESDAY at 11:30 a.m. during regular game weeks. Head coach Jeff Scott and selected players will be available in person in the Lee Roy Selmon Athletics Center.

Scott will also conduct a weekly update via ZOOM on THURSDAYS at 11:30 a.m. Links for that ZOOM call will be provided weekly.

CREDENTIAL REQUESTS

The online application for football credentials for the 2020 season can be found at https://gousfbulls.com/sb_output.aspx?form=25. If you are requesting multiple credentials for a group, a form must be submitted for each person and emails provided for screening. Individual game credential requests must be made a week prior to each game. Due to limited capacity in the 2020 season, credential requests will be determined on a game-by-game basis and notifications on confirmation or denial provided by Tuesday of game weeks. Credentials will be available for pickup at Raymond James Stadium ONLY on game days at the south plaza will call window (far right).

INTERVIEW POLICIES

Under no circumstances should media members contact USF coaches or student-athletes without prior consent and approval from Associate Director of Athletics Brian Siegrist or Assistant Communications Director Dave Albrecht. The same policy applies to the family members of student-athletes. To request interviews outside of regularly-scheduled availabilities, please contact the USF Communications department at least 24 hours in advance. Only head coach Jeff Scott, defensive coordinator Glenn Spencer and offensive coordinator Charlie Weis Jr. are available from the coaching staff to speak with the media during the season. Freshman student-athletes are not available to the media until they have competed in a game for USF.

PLAYER INTERVIEWS

Players will be available twice per week during a normal game week. Those availabilities will occur after practices on Tuesday and during requested one-on-one periods on Thursday. To request a specific player for a one-on-one feature interview, please contact the USF Communications department at least 24 hours in advance.

STAFF INTERVIEWS

Coach Scott will be available two times per week during normal game weeks. Scott is available Tuesday during his weekly press conference (11:30 a.m.) and Thursday during his weekly ZOOM update (11:30 a.m.). He can also be heard on Monday evenings on the USF Football Radio Show on 95.3 WDAE. USF Offensive and defensive coordinators will be available after practice on Wednesdays. No other football coaching staff members are available to speak with the media.

POSTGAME POLICY

The USF locker room is closed at all times. Coach Scott will address the media following his postgame with the team. USF will take interview requests for players at the beginning of the fourth quarter and will provide 5-6 players post-game. On the road, USF will conduct interviews via ZOOM, with Coach Scott and 3-4 players available. All ZOOM links will be provided prior to game time.

COLLEGEPRESSBOX.COM

CollegePressBox.com is a great resource for media covering the Bulls and the AAC. Not only does it have media guides from the entire conference, but it also houses logos, head shots, action shots and much more. For access to the site, email Ted Gangi at webmaster@collegepressbox.com.

▼ WEEKLY USF FOOTBALL MEDIA SCHEDULE ▼

MON	TUES	WED	THURS	FRI	SAT	SUN
Radio Show 6-7 p.m. 95.3 WDAE; iHeart Radio (Bulls Unlimited);	Weekly Presser 11:30 AM: HC Jeff Scott & Players	Coordinator Avail: 11:30 AM: Off Coord. Charlie Weis Jr. Def. Coord. Glenn Spencer	Jeff Scott Zoom Update 11:30 AM Player one-on-ones upon request	NO availability	GAME DAY Postgame availability In person on site	NO availability

BULLS IN THE NFL

USF has 6 former Bulls under contract on 2021 NFL rosters as of Sept. 6.

Player (Pos.) Team (Yrs with Team)

Rodney Adams (WR) Chicago Bears (2021)
D'Ernest Johnson (RB) Browns (2019-21)
Marlon Mack (RB) Colts (2017-21)
Jason Pierre-Paul (DE) Buccaneers (2018-21)
Marquez Valdes-Scantling (WR) Packers (2018-21)
Mitchell Wilcox (TE) Cincinnati Bengals (2020-21)

Free Agents That Were On Rosters in 2020

Mike Love (DE) Buffalo Bills (2018-21)
Aaron Lynch (LB) Jacksonville Jaguars (2021)
Deadrin Senat (DL) Falcons (2018-21)
Austin Reiter (OL) Chiefs (2018-21)



USF STUDENTS BRING THE NOISE TO RAY JAY

■ USF boasts one of the largest student sections in the country with 12,501 seats allocated to students and the ability to place as many as 16,000+ in the stadium.

■ USF students occupy the north endzone at Raymond James Stadium just below the Buccaneers pirate ship.

■ The Beef Studs are the most passionate student supporters who regularly occupy the first row and paint their bodies green and gold while donning bull horns.

USF FOOTBALL RADIO SHOW

The USF Football Radio Show airs Monday nights on 95.3 WDAE/620 AM and digitally on iHeart Radio Bulls Unlimited channel and can be watched on Youtube and Facebook (USF Football page). Bulls Head Coach Jeff Scott will join host Jim Loiuk, the Voice of the Bulls, and analyst Sam Barrington. The USF Football Radio Show airs from 6-7 p.m.



2021 SQUAD BREAKDOWN

LETTERMEN RETURNING (53)

OFFENSE (23)

Quarterback (2): Cade Fortin, Katravis Marsh

Running Back (4): Brian Battie, Darrian Felix, Kelley Joiner, Leonard Parker

O-Line (8): Josh Blanchard, Brad Cecil, Dustyn Hall, Demetris Harris, Jarrett Hopple, Demontrey Jacobs, Donovan Jennings, Michael Wiggs

Tight End (2): Mitchell Brinkman, Chris Carter

Wide Receiver (7): Sean Atkins, Logan Berryhill, Sincere Brown, Omarion Dollison, Bryce Miller, Xavier Weaver, Latrell Williams

DEFENSE (26)

End (4): Darien Grant, Tramel Logan, Ryan Thaxton, Jason Vaughn

Tackle (7): Tyrone Barber, Blake Green, Kevin Kegler, Stacy Kirby, Thad Mangum, Kelvin Pinkney, Rashawn Yates

Linebacker (7): Demaurez Bellamy, Dwayne Boyles, Antonio Grier, Mac Harris, Keyon Helton, Andrew Mims, Brian Norris

Defensive Back (8): Isaiah Cromarty, Jayden Curry, Vincent Davis, Daquan Evans, Ben Knox, Mekhi LaPointe, Brock Nichols, Chris Townsel

SPECIAL TEAMS (5)

Placekicker: Jared Sackett, Spencer Shrader

Punter: Kenny Scribner

Long Snapper: Bryce Bernard, Andrew Beardall

LETTERMEN LOST (16)

OFFENSE (11)

Quarterback (2): Noah Johnson, Jordan McCloud

Running Back (2): Johnny Ford, Odunayo Seriki

O-Line (1): Jean Marcellus

Tight End (2): Fred Lloyd, Jacob Mathis

Wide Receiver (4): DeVontres Dukes, Jah'Quez Evans, Terrence Horne, Randall St. Felix

DEFENSE (4)

End (0): -

Tackle (0): -

Linebacker (0): -

Defensive Back (4): Mike Hampton, Nick Roberts, KJ Sails, Bentlee Sanders

SPECIAL TEAMS (1):

Punter: Trent Schneider

LETTERMEN AT A GLANCE

OFFENSE:	Returning: 23	Lost: 11
DEFENSE:	Returning: 26	Lost: 4
SPECIAL:	Returning: 5	Lost: 1
TOTAL:	Returning: 53	Lost: 16

STARTERS AT A GLANCE

OFFENSE:	Returning: 9	Lost: 2
DEFENSE:	Returning: 10	Lost: 3
SPECIAL:	Returning: 1	Lost: 1
TOTAL:	Returning: 20	Lost: 6

STARTERS RETURNING (20)

(Number of 2019 starts)

OFFENSE (9): RB: Kelley Joiner (7); OL: Josh Blanchard (7), Brad Cecil, C (7), Demetris Harris, LG (6), Donovan Jennings, LT (7), Michael Wiggs, RG (8); WR: Bryce Miller, Slot (9), Latrell Williams (7); TE: Mitchell Brinkman (7)

DEFENSE (7): DL: Blake Green (8), Thad Mangum (8), Rashawn Yates (9); LB: Demaurez Bellamy (5), Dwayne Boyles (6), Antonio Grier (7), Andrew Mims (5); DB: Vincent Davis, CB (6), Mekhi LaPointe, S (6), Chris Townsel, S (5)

SPECIAL TEAMS (1): Spencer Shrader, K (8)

RETURNERS WITH STARTING EXPERIENCE

(Number of career starts)

OFFENSE (7): Chris Carter, TE (1), Omarion Dollison, WR (1), Dustyn Hall, OL (4), Jarrett Hopple, OL (6), Demontrey Jacobs, OT (1), Katravis Marsh, QB (1), Xavier Weaver, WR (2), **DEFENSE (9):** Daquan Evans, DB (1), Darrian Grant, DE (2), Mac Harris, LB (2), Kevin Kegler, DT (16), Kelvin Pinkney, DT (9), Tyrone Barber, DT (1); Brock Nichols, S (1), Brian Norris, LB (1), Jason Vaughn, DE (1)

SPECIAL TEAMS (0): Jarred Sackett, K (4)

STARTERS LOST (6)

OFFENSE (2): Jordan McCloud, QB (7), DeVontres Dukes, WR (6)

DEFENSE (3): Mike Hampton, CB (9); KJ Sails, CB (8), Nick Roberts, S (5)

SPECIAL TEAMS (1): Trent Schneider, P (8)

RETURNING STATISTICAL LEADERS

RUSHING:

Kelley Joiner:
78 carries, 368 yards, 1 TD
Brian Battie:

46 carries, 332 yards, 1 TD

PASSING:

Katravis Marsh
92 yds, 0 TD, 3 INT, 14-31 (45.2%)

RECEIVING:

Bryce Miller:
33 rec., 327 yds, 3 TD, 9.9 ypc
Latrell Williams:

22 rec., 260 yds, 0 TD, 11.8 ypc

Omarion Dollison

21 rec., 272 yards, 1 TD, 13.0 ypc

SCORING:

Jared Sackett:
25 points, 5-7 FG, 10-10 PAT

TACKLES:

Antonio Grier (LB): 59

Dwayne Boyles (LB): 44

Andrew Mims (LB): 38

Thad Mangum (DT): 37

Vincent Davis (DB): 34

Mekhi LaPointe (DB): 33

TFL: Antonio Grier (LB): 5.5

Dwayne Boyles (LB): 5.0

SACKS: Antonio Grier (LB): 3.0

Four with: 1.0

INTERCEPTIONS: Daquan Evans (DB): 3

Mekhi LaPointe (DB): 2

PASSES DEFENDED: Demaurez Bellamy (LB): 3

OFFENSE

QUARTERBACK

Cade Fortin (6-3, 222), a North Carolina transfer who played sparingly in just two 2020 games due to injury, was the leader coming out of spring drills and passed for 224 yards and two touchdowns in the spring game. Jeff Scott named Fortin the Game 1 starter after three weeks of fall camp saying "We probably could've made the announcement last week, but we wanted to get through the (final) scrimmage and fall camp. It was what I hoped it would be. The goal was to have the team know who the starter was before we announced it." Fortin sat out the 2019 season as he looked to transfer from North Carolina following the departure of head coach Larry Fedora. Fortin had played his 2018 freshman season at North Carolina, appearing in four games and starting two (narrowly losing against Virginia Tech and N.C. State - where he passed for 276 yards).

Scott has said the three quarterbacks behind Fortin are all still in competition for the No. 2 spot.

Sophomore **Jarren Williams** (6-3, 210), who started at Miami in 2019 and played in 12 games while completing 61 percent of his passes for 2,187 yards, 19 touchdowns and seven interceptions, has the most experience. Freshman **Katravis Marsh** (6-5, 226), who started at Cincinnati and played in four games last year, probably has the strongest arm on the team and throws a beautiful deep ball. Freshman **Timmy McClain** (6-1, 196), the leader of an unbeaten Sanford Seminole High School 8A state-championship team last season, has impressed with his elusiveness and reliable left-handed, arm.

RUNNING BACK

Returners **Kelley Joiner** (368 yards in 2020) and **Brian Battie** (332 yards) have the most experience, with Joiner running for 116 yards and Battie 102 vs. UCF last year. Oregon transfer **Darrian Felix**, who played in just three games and logged 10 carries in 2020 at USF due to injury, is healthy and combines physical running between the tackles with break-away speed and added six pounds to his bring his frame to 190. Colorado transfer **Jaren Mangham** (6-foot-2, 221 pounds) brings size and power after earning Freshman All-Pac 12 in 2019 while rushing for 441 yards and three TD.

RECEIVERS


2020 leading receiver **Bryce Miller** (33 catches, 327 yards, three touchdowns) returns, as do **Latrell Williams** (22 catches, 260 yards) and **Omarion Dollison** (21 catches, 272 yards), who all ranked among the Bulls' top four receivers last year. **Xavier Weaver** (6-1) turned heads during spring ball and looks primed for a breakout season after 10 catches for 136 yards in 2020. He made three catches for 97 yards and two touchdowns (both from Fortin) in the Spring Game. The Bulls have upgraded the position with depth (16 receivers on the roster) and size with 6-1 **Demarcus Gregory** (Ole Miss) and 6-3 **Yusuf Terry** (Baylor) impressing in fall camp and joining 6-5 **Sincere Brown**, 6-4 **Logan Berryhill**, 6-4 **Nick Tshivuadi** and 6-4 **Holden Willis** (moving from tight end). Keep an eye on freshman speedster **Jimmy Horn Jr.**, who was 4th in the state 100 meters (10.8). The highly coveted recruit was Timmy McClain's high school teammate at 8A state champion Seminole HS. Former walk-on **Sean Atkins** (5-10) was impressive enough in both spring and fall practices to earn a scholarship weeks before the start of the 2021 season.

TIGHT END

Mitchell Brinkman (6-4, 256) returns as the incumbent starter after the Northern Illinois transfer posted 15 catches for 161 yards in 2020 at USF. **Chris Carter** (6-4, 238) gives the Bulls a strong blocking presence and freshman **Gunnar Greenwald** (6-4, 238) is skilled and athletic and both will push for playing time.

OFFENSIVE LINE

The Bulls return five starters from 2020, including center **Brad Cecil** (6-4, 302), left guard **Demetris Harris** (6-3, 309), right guard **Michael Wiggs** (6-3, 306), left tackle **Donovan Jennings** (6-5, 327 - shedding 15 pounds in the off season) and right tackle **Joshua Blanchard** (6-3, 301) — representing 123 career games played and 95 starts. Grambling transfer **Demontrey Jacobs** (6-6, 305) brings great length and athleticism and, after seeing significant time at USF last year, looks primed to take the starting job at right tackle. Cecil, Harris, Wiggs and Jennings have played three seasons side-by-side. Guards **Jarrett Hopple** and **Sebastian Sainterling** and center **Dustyn Hall** are also returners in the mix that will be joined by several talented new additions.



DEFENSE

DEFENSIVE TACKLE

Seniors **Thad Mangum** (6-2, 275) (37 tackles, 4 TFL) and **Blake Green** (6-1, 276) established their interior presence last year, posting 37 tackles and 4 TFL and 21 tackles and 1.5 TFL, respectively. Both transferred into the program - Mangum in 2020 from Wofford and Green in 2019 from NW Missouri State. **Kelvin Pinkney** (6-3, 310), has 58 career tackles and returns for his fifth season with the Bulls with 41 games under his belt. Senior **Kevin Kegler** (6-2, 303), has 61 career tackles and returns after an injury plagued 2020 season in which he saw limited action.

DEFENSIVE END

The Bulls are looking for a potent edge rusher after posting just seven sacks in nine games last year, four of those coming from linebackers. Many possibilities exist, including returning veterans **Rashawn Yates** (6-3, 280), **Darien Grant** (6-4, 263) and **Tyrone Barber** (6-3, 257) who have all lined up at multiple positions along the D-line. With 41 career tackles and 8.5 TFL entering his fourth season, Yates has been the most productive. Tennessee transfer **Ryan Thaxton** (6-4, 230) had a strong spring and will be joined by fellow FBS transfer **Jamari Stewart** (6-4, 220, Mississippi State). Young Bulls **Jason Vaughn** (6-5, 252), **Tramel Logan** (6-2, 232) and **Le'Vontae Camiel** (6-1, 235) all had strong moments during the spring and fall and will vie for opportunities.

LINEBACKER

Last season's top two tacklers, **Antonio Grier** (59 tackles, three sacks) and **Dwayne Boyles** (44 in just six games in 2020, after leading with 75 and 12.5 tackles for a loss in 2019), are the unquestioned leaders of this group. Both have all-conference potential, with Grier (6-1, 213) bringing 117 career tackles, 14.0 TFL and 7.0 sacks into his fourth season after earning second team All-AAC in 2020. Boyles brings 138 career tackles, 18.5 TFL and 3.0 sacks into his fourth campaign. **Andrew Mims** (6-1, 222) is a former walk-on who was fourth on the team with 38 tackles last year has proven to be a reliable player, including an 11 tackles, 2.0 TFL and a sack vs. UCF last year. Freshman **Mac Harris** (6-0, 230) added 15 pounds from last year when he showed flashes in his freshman campaign, including eight tackles at Cincinnati. Veterans **Brian Norris Jr.** (6-2, 225) and **Keyon Helton** (6-0, 221) will vie for playing time after position changes during their careers - Norris a former running back and Helton a safety. Freshman **Demaurez Bellamy** (5-10, 228) had six tackles vs. ECU last year and true freshman **Davon Hicks** (6-0, 218) and **CJ Ross** (5-11, 221) looked capable as early enrollees during spring drills.

CORNERBACKS

The Bulls upgraded the unit's size with transfers **TJ Robinson** (6-3, 185, Rutgers) and **Christian Williams** (6-1, 195, Miami), both of which showed strong cover skills in spring and fall drills. At 6-3, Robinson ranks among the Bulls' fastest players. Big-play cornerback **Daquan Evans** (5-11, 188), the team's leader in interceptions (3) last year, enters his third season and is a potential all-conference performer after also logging 28 tackles last year. **Ben Knox** (6-2, 192) played in five games in his true freshman season and several talented young Bulls, including **Jalen Herring** (5-11, 172), figure to push the competition level.


SAFETIES

Returning juniors **Vincent "Smoke" Davis** (5-11, 190) and **Mekhi LaPointe** (6-2, 197) bring leadership and significant USF experience. They posted 34 tackles and 33 tackles, respectively, in 2020. Transfers **Will Jones II** (5-9, 182, Kansas State) and **Matthew Hill** (6-1, 186, Auburn) looked like very strong additions as early enrollees during spring drills. Jones is among the Bulls' fastest players and showed great closing ability on the ball. Returners **Chris Townsel** (6-2, 190), **Brock Nichols** (6-0, 197) and **Jayden Curry** (5-11, 195) all played in eight or more games last season, with Townsel logging 32 tackles, 2.5 TFL and an interception.

SPECIALISTS

Spencer Shrader, a former soccer player, and **Jared Sackett**, a transfer from Arkansas last year, combined to go 9-for-13 on field-goal attempts in 2020. Shrader, who has displayed a big leg and handled kickoff duties, set a USF record with four 40-yard field goals (49, 47, 46, 41) at Memphis in 2020. Sackett was a USA Today Freshman All-American at UTSA (19-of-22 on field goals) and is a two-time Lou Groza Award semifinalist (2017 & 2018) and has gone 38-of-48 (79.1%) on career field goal attempts and made 13-of-21 tries of 40 yards or beyond, including connecting from 46, 47 (twice), and 51 yards.

The competition for punting duties is between 6-5, 230-pound Australian **Andrew Stokes**, who has never played a football game but has a massive leg that wowed coaches in the spring, and **Kenny Scribner**, who has been a back-up punter and holder for the Bulls during his career and made great strides in his punting this fall. The 27-year old Stokes is the latest import from Prokick Australia, a training academy that places Australian punters and kickers into American college football or the NFL. In 14 years, the firm has placed 75 athletes into college football, producing five Ray Guy Award winners and earning them more than \$19-million in scholarship money. The Bulls' previous punter, Trent Schneider, also came out of Prokick and set numerous USF punting records during three seasons that saw him punt 177 times (4th all-time) and amassed 7,765 yards (3rd all-time) while posting a 43.9 yards per punt career average (1st all-time).



NUMERICAL

No.	Name
0	Daquan Evans, DB
0	Jaren Mangham, RB
1	Matthew Hill, S
1	Jarren Williams, QB
2	Darrian Felix, RB
2	TJ Robinson, CB
3	Vincent Davis, DB
3	Kelley Joiner, Jr., RB
4	Omarion Dollison, WR
4	Christian Williams, CB
5	Anontonio Grier, LB
5	Jimmy Horn, Jr., WR
6	Cade Fortin, QB
6	Gabe Nealy, CB
7	Sincere Brown, WR
7	Will Jones II
8	Christopher Townsel, DB
8	Latrell Williams, WR
9	Davon Hicks, LB
9	Timmy McClain, QB
10	Kevin Kegler, DT
10	Xavier Weaver, WR
11	Dwayne Boyles, LB
11	Yusuf Terry, WR
12	Ben Knox, DB
12	Katravis Marsh, QB
13	Tramel Logan, DE
13	Nickolas Tshivuadi, WR
14	AJ Hamilton, DB
14	Ridge Jacobs, QB
15	Jayden Curry, DB
15	Gunnar Greenwald, TE
16	Ryan Bolduc, QB
16	Brock Nichols, DB
17	Blake Green, DT
18	Demarcus Gregory, WR
18	Jordan Smith, S
19	Jalen Herring, CB
19	Bryce Miller, WR
20	Demaurez Bellamy, LB
21	Brian Battie, RB
21	Jaelen Stokes, S
22	Mekhi LaPointe, DB
22	K'wan Powell, RB
23	Thad Mangum, DT
23	Holden Willis, WR
24	Mac Harris, DB
25	Lewai Mitchell, S
25	Kenny Scribner, P
26	Keyon Helton, LB
26	Yasias Young, RB
27	Jordan Blackmon, S
27	Leonard Parker, RB
28	Jarred Sackett, K
28	Dequan Stanley, CB
29	Brian Norris Jr., LB
30	Isaiah Cromarty, S
31	Jaedan Dunning, CB
32	CJ Ross, LB
32	Spencer Shrader, K
33	Timarcus Simpson, CB

2021 USF FOOTBALL ALPHABETICAL ROSTER

No.	Name	Pos.	Ht.	Wt.	Class/Elig.	Hometown (Previous Schools)
86	Flaubert Akepeu	TE	6-5	254	So./Fr.	Valrico, Fla. (Grace Christian HS)
54	Amer Amer	LB	6-1	226	Fr./Fr.	Winter Garden, Fla. (Windermere HS)
38	Sean Atkins	WR	5-10	175	So./Fr.	Viera, Fla. (Viera HS)
93	Tyrone Barber	DE	6-3	257	Jr./Jr.	Venice, Fla. (Venice HS)
21	Brian Battie	RB	5-8	165	Fr./Fr.	Sarasota, Fla. (Sarasota HS)
48	Andrew Beardall	LS	6-0	210	Jr./So.	Merritt Island, Fla. (Merritt Island HS)
20	Demaurez Bellamy	LB	5-10	228	So./So.	Deland, Fla. (Deland HS)
50	Bryce Bernard	LS	6-2	211	Fr./Fr.	Neptune Beach, Fla. (Fletcher HS)
83	Logan Berryhill	WR	6-4	182	So./Fr.	Kingsland, Ga. (Camden County HS)
72	Cole Best	OL	6-4	301	Fr./Fr.	Winter Park, Fla. (Trinity Prep)
68	Remy Bikowski	OL	6-4	302	So./So.	Woodstock, Ontario, Canada (St. Mary's HS/Fork Union Acad./Temple)
27	Jordan Blackmon	S	5-10	150	Fr./Fr.	Melbourne, Fla. (Eau Gallie HS)
57	Joshua Blanchard	OL	6-3	301	So./Fr.	Miami, Fla. (Norland HS)
11	Dwayne Boyles Jr.	LB	6-3	228	Jr./Jr.	Miami, Fla. (Miami Central HS)
89	Mitchell Brinkman	TE	6-4	256	Gr./Sr.	Council Bluffs, Iowa (Lewis Central HS/Northern Illinois)
7	Sincere Brown	WR	6-5	177	Fr./Fr.	Charleston, S.C. (First Baptist School)
16	Ryan Bolduc	QB	6-1	197	Fr./Fr.	Sarasota, Fla. (Cardinal Mooney HS)
47	Le'Vontae Camiel	DE	6-1	235	Fr./Fr.	Lake City, Fla. (Columbia HS)
39	John Cannon	K	5-9	166	Fr./Fr.	Fort Lauderdale, Fla. (University HS)
88	Chris Carter	TE	6-4	238	Jr./So.	Homestead, Fla. (South Dade HS)
74	Brad Cecil	OL	6-4	302	Jr./Jr.	Jacksonville, Fla. (Bartram Trail HS)
38	Randal Copeland	LB	6-0	212	Jr./So.	Havana, Fla. (Gadsden County HS)
53	Drew Cornelius	OL	6-5	287	Fr./Fr.	Franklin, Ga. (Heard County HS)
30	Isaiah Cromarty	S	6-1	180	Sr./Jr.	Aluchua, Fla. (Santa Fe HS/Webber International)
82	Michael Cucci	WR	6-4	170	Fr./Fr.	Bradenton, Fla. (Lakewood Ranch HS)
15	Jayden Curry	S	5-11	195	So./Fr.	Virginia Beach, Va. (IMG Academy)
3	Vincent Davis	DB	5-11	190	Jr./Jr.	Jacksonville, Fla. (Robert E. Lee HS)
4	Omarion Dollison	WR	5-9	183	Fr./Fr.	Columbia, S.C./Gray Collegiate Academy
31	Jaedan Dunning	CB	6-1	170	Fr./Fr.	Tampa, Fla. (Tampa Bay Christian Academy)
0	Daquan Evans	CB	5-11	188	So./So.	Orlando, Fla. (Jones HS)
2	Darrian Felix	RB	5-11	190	Jr./Jr.	Fort Myers, Fla. (Fort Myers HS/Oregon)
6	Cade Fortin	QB	6-3	221	Gr./So.	Suwanee, Ga. (North Gwinnett HS/North Carolina)
97	Will Fowler	K	6-1	200	Fr./Fr.	Spartanburg, S.C. (Spartanburg HS)
45	Darrien Grant	DE	6-4	263	Gr./Jr.	Bradenton, Fla. (Southeast HS)
17	Blake Green	DT	6-1	276	Gr./Sr.	Bradenton, Fla. (Bradenton Southeast HS/NW Missouri St.)
34	Joshua Green	CB	5-10	190	Jr./Jr.	Palm Harbor, Fla. (East Lake HS/ Univ. of Pikeville)
71	Uriah Greene	OL	6-3	285	Fr./Fr.	Charlotte, N.C. (Mallard Creek HS)
15	Gunnar Greenwald	TE	6-4	238	Fr./Fr.	Satellite Beach, Fla. (Satellite HS)
18	Demarcus Gregory	WR	6-1	217	Sr./Jr.	Duncan, S.C. (Byrnes HS/Ole Miss)
56	Mack Gresham	LS	5-10	192	Fr./Fr.	Mt. Pleasant, S.C. (Wando HS)
5	Antonio Grier Jr.	LB	6-1	213	Jr./Jr.	Atlanta, Ga. (Mays HS)
79	Dustyn Hall	OL	6-3	305	So./Fr.	Punta Gorda, Fla. (Charlotte HS)
14	AJ Hamilton	CB	5-10	183	Fr./Fr.	Dunnellon, Fla. (Dunnellon HS)
41	Mychael Hamilton	RB	6-1	190	Jr./Jr.	New Port Richey, Fla. (JW Mitchell HS/Ellsworth CC/SW Oklahoma St.)
64	Demetris Harris	OL	6-3	309	Gr./Jr.	Jacksonville, Fla. (Robert E. Lee HS)
24	Mac Harris	LB	6-0	230	Fr./Fr.	The Villages, Fla. (The Villages Charter School)
85	Christian Helms	WR	6-2	195	So./Fr.	Seffner, Fla. (Seffner Christian HS)
26	Keyon Helton	LB	6-0	221	Jr./So.	Pensacola, Fla. (West Florida HS)
19	Jalen Herring	CB	5-11	172	Fr./Fr.	Tallahassee, Fla. (Lawton Chiles HS)
9	Davon Hicks	LB	6-0	218	Fr./Fr.	Vero Beach, Fla. (Vero Beach HS)
1	Matthew Hill	S	6-1	186	So./So.	Lawrenceville, Ga. (Brookwood HS/Auburn)
76	Jarrett Hopple	OL	6-7	320	Gr./Sr.	Suffolk, Va. (Nansemond River HS/Virginia Tech)
5	Jimmy Horn Jr.	WR	5-9	170	Fr./Fr.	Sanford, Fla. (Seminole HS)
67	Demontrey Jacobs	OL	6-6	305	Sr./Jr.	Gonzales, La. (East Ascension HS/Grambling)
14	Ridge Jacobs	QB	6-1	190	Fr./Fr.	Jacksonville, Fla. (Atlantic Coast HS)
73	Donovan Jennings	OL	6-5	327	Jr./Jr.	Tampa, Fla. (Gaither HS)
58	Reggie Johnson II	LB	6-0	212	Fr./Fr.	Tampa, Fla. (Carrollwood Day HS)
3	Kelley Joiner Jr.	RB	5-9	186	So./So.	Clermont, Fla. (South Lake HS)
7	Will Jones II	S	5-9	182	So./Fr.	Mansfield, Texas (Summit HS/Kansas State)
10	Kevin Kegler	DT	6-2	303	Gr./Sr.	Madison, Fla. (Madison County HS)
75	Andrew Kilfoyl	OL	6-5	315	Fr./Fr.	Tampa, Fla. (Gaither HS)

2021 USF FOOTBALL ALPHABETICAL ROSTER

51	Stacy Kirby Jr.	DT	6-3	230	Jr./So.	Orlando, Fla. (Jones HS)
12	Ben Knox	CB	6-2	192	Fr./Fr.	DeLand, Fla. (DeLand HS)
61	Gannon Lanning	OL	6-7	303	Fr./Fr.	Spring Hill, Fla. (Springstead HS)
22	Mekhi LaPointe	S	6-2	197	Sr./Jr.	Seffner, Fla. (Armwood HS)
13	Tramel Logan	DE	6-2	232	Fr./Fr.	Miami, Fla. (Booker T. Washington HS)
60	Patrick Manconi	OL	6-3	302	Fr./Fr.	Tampa, Fla. (Middleton HS)
0	Jaren Mangham	RB	6-2	221	Jr./Jr.	Detroit, Mich. (Cass Tech HS/Colorado)
23	Thad Mangum	DT	6-2	275	Gr./Sr.	Piedmont, S.C. (Christ Church HS/Wofford Univ.)
12	Katravis Marsh	QB	6-5	226	Fr./Fr.	Hialeah, Fla. (Miami Central HS)
9	Timmy McClain	QB	6-1	196	Fr./Fr.	Sanford, Fla. (Seminole HS)
62	Matthew McDuffie	OL	6-5	318	Fr./Fr.	Glen Saint Mary, Fla. (Baker County HS)
19	Bryce Miller	WR	5-10	181	Gr./Jr.	St. Petersburg, Fla. (East Lake HS/Southeastern Univ.)
59	Andrew Mims	LB	6-1	222	Gr./Jr.	St. Johns, Fla. (Bartram Trail HS)
25	Lewai Mitchell	S	6-1	191	Fr./Fr.	Maitland, Fla. (Orangewood Christian HS)
44	Thomas Nance	TE	6-3	257	So./Fr.	Eagle Lake, Fla. (Lake Region HS)
37	Jamal Nash	LB	6-0	226	So./So.	Tampa, Fla. (Armwood HS/Dodge City CC)
6	Gabe Nealy	CB	6-4	187	Fr./Fr.	Miami, Fla. (Gulliver Prep HS)
16	Brock Nichols	S	6-0	197	Gr./Sr.	Naples, Fla. (Barron Collier HS/Delaware State)
29	Brian Norris Jr.	LB	6-2	225	Jr./So.	Chiefland, Fla. (Chiefland HS)
27	Leonard Parker	RB	5-11	235	So./Fr.	Tampa, Fla. (Plant HS)
63	Brock Parry	OL	6-3	297	So./Fr.	Coral Springs, Fla. (Florida Tech)
96	Kelvin Pinkney	DT	6-3	310	Gr./Sr.	Sarasota, Fla. (Booker HS)
22	K'wan Powell	RB	5-9	205	Fr./Fr.	Vernon, Fla. (Vernon HS)
80	Bailey Purcell	WR	5-11	177	Fr./Fr.	Seminole, Fla. (Seminole HS)
77	Cesar Reyes	OL	6-5	314	Fr./Fr.	Tampa, Fla. (Chamberlain HS)
81	Garret Reynolds	WR	6-1	186	Fr./Fr.	Lake Wales, Fla. (Lake Wales HS)
46	Dylan Ridolph	LB	6-0	225	So./Fr.	Wesley Chapel, Fla. (Wiregrass Ranch HS)
2	TJ Robinson	CB	6-3	198	So./Fr.	Riverview, Fla. (Riverview HS/Rutgers)
32	CJ Ross	LB	5-11	211	Fr./Fr.	Jacksonville, Fla. (Auburndale HS)
28	Jared Sackett	K	6-1	185	Sr./Jr.	Fort Worth, Texas (Timber Creek HS/UTSA/Arkansas)
70	Sebastian Sainterling	OL	6-2	362	Jr./So.	Hollywood, Fla. (Chaminade-Madonna HS)
25	Kenny Scribner	P	5-11	222	So./Fr.	Punta Gorda, Fla. (Charlotte HS)
98	De'Juan Sease	DT	6-2	290	Jr./Jr.	Bamberg, S.C. (Bamberg-Ehrhardt HS/Allen University)
32	Spencer Shrader	K	6-2	186	So./So.	Lithia, Fla. (Newsome HS)
33	Timarcus Simpson	CB	5-11	190	Jr./Jr.	Tampa, Fla. (Sickles HS/Eastern Michigan)
55	Colby Smith	DT	6-3	269	Fr./Fr.	Neptune Beach, Fla. (Fletcher HS)
18	Jordan Smith	S	6-1	180	Fr./Fr.	Lake City, Fla. (Columbia HS)
28	Dequan Stanley	CB	5-10	173	Fr./Fr.	St. Augustine, Fla. (St. Augustine HS)
42	Jamari Stewart	DE	6-4	220	So./Fr.	Port St. Lucie, Fla. (Centennial HS/Mississippi State)
36	Andrew Stokes	P	6-5	228	Fr./Fr.	Perth, Australia (ProKick)
21	Jaelen Stokes	S	6-1	190	Fr./Fr.	Auburndale, Fla. (Auburndale HS)
94	Keeon Terrell	DE	6-3	240	Fr./Fr.	Fort Myers, Fla. (Fort Myers HS)
11	Yusuf Terry	WR	6-3	191	Jr./So.	Philadelphia, Pa. (Imhotep Charter HS/Baylor)
99	Ryan Thaxton	DE	6-4	230	Sr./Jr.	Alexandria, Va. (St. Stephen's & St. Agnes HS/Fort Scott CC/Tennessee)
8	Christopher Townsel	S	6-2	190	Fr./Fr.	Deerfield Beach, Fla. (Deerfield Beach HS)
13	Nickolas Tshivuadi	WR	6-4	185	Fr./Fr.	Clearwater, Fla. (Clearwater Academy International)
43	La'Javier Turner	S	5-11	203	Fr./Fr.	Havana, Fla. (Gadsden County HS)
78	Alec Valet	OL	6-3	265	So./Fr.	Titusville, Fla. (Astronaut HS/Jacksonville Univ.)
40	Jason Vaughn	DE	6-5	252	So./So.	Miami, Fla. (Advance Prep Acad.)
10	Xavier Weaver	WR	6-1	178	So./So.	Orlando, Fla. (Orlando Christian Prep)
52	Michael Wiggs	OL	6-3	306	So./Sr.	Lakeland, Fla. (Lake Gibson HS)
4	Christian Williams	CB	6-1	195	So./So.	Daphne, Ala. (Daphne HS/Miami)
1	Jarren Williams	QB	6-3	210	Jr./So.	Lawrenceville, Ga. (Central Gwinnett HS/Miami/Garden City CC)
8	Latrell Williams	WR	5-11	185	Gr./Jr.	Lake City, Fla. (Columbia HS/Independence CC/Tennessee)
23	Holden Willis	WR	6-4	201	Fr./Fr.	Greenback, Tenn. (Greenback School)
91	Rashawn Yates	DE	6-3	280	Jr./Jr.	Port St. Lucie, Fla. (Treasure Coast HS)
26	Yasias Young	RB	5-9	185	Fr./Fr.	Fort Myers, Fla. (Fort Myers HS)

NUMERICAL

34	Joshua Green, DB
36	Andrew Stokes, P
38	Sean Atkins, WR
38	Randal Copeland, LB
39	John Cannon, K
40	Jason Vaughn, DE
41	Mychael Hamilton, RB
42	Jamari Stewart, DE
43	La'Javier Turner, DB
44	Thomas Nance, TE
45	Darrien Grant, DE
46	Dylan Ridolph, LB
47	Le'Vontae Camiel, DE
48	Andrew Beardall, LS
50	Bryce Bernard, LS
51	Stacy Kirby, DL
52	Michael Wiggs, OL
53	Drew Cornelius, OL
54	Amer Amer, LB
55	Colby Smith, DT
56	Mack Gresham, LS
57	Joshua Blanchard, OL
58	Reggie Johnson II, LB
59	Andrew Mims, LB
60	Patrick Manconi, OL
61	Gannon Lanning, OL
62	Matthew McDuffie, OL
63	Brock Parry, OL
64	Demetris Harris, OL
67	Demontrey Jacobs, OL
68	Remy Bikowski, OL
70	Sebastian Sainterling, OL
71	Uriah Greene, OL
72	Cole Best, OL
73	Donovan Jennings, OL
74	Brad Cecil, OL
75	Andrew Kilfoyl, OL
76	Jarrett Hopple, OL
77	Cesar Reyes, OL
78	Alec Valet, OL
79	Dustyn Hall, OL
80	Bailey Purcell, WR
81	Garret Reynolds, WR
82	Michael Cucci, WR
83	Logan Berryhill, WR
85	Christian Helms, WR
86	Flaubert Akepeu, TE
88	Chris Carter, TE
89	Mitchell Brinkman, TE
91	Rashawn Yates, DL
93	Tyrone Barber, DL
94	Keeon Terrell, DE
96	Kelvin Pinkney, DL
97	Will Fowler, K
98	De'Juan Sease, DT
99	Ryan Thaxton, DE

USF FOOTBALL DEPTH CHART

(Game 2)

OFFENSE

POS	#	Name	Ht.	Wt.	Cl.
WR	10	Xavier Weaver	6-1	178	So.
	18	Demarcus Gregory (TR)	6-1	217	Jr.
TE	89	Mitchell Brinkman (TR)	6-4	256	Gr.
	88	Chris Carter	6-4	238	So.
RT	67	Demontrey Jacobs (TR)	6-6	305	Jr.
	77	Cesar Reyes (BA)	6-5	314	Fr.
RG	52	Michael Wiggs (BA)	6-3	306	Sr.
	70	Sebastian Sainterling	6-2	362	So.
C	74	Brad Cecil	6-4	302	Jr.
	79	Dustyn Hall	6-3	305	Fr.
LG	64	Demetris Harris	6-3	309	Jr.
	76	Jarrett Hopple (TR)	6-7	320	Gr.
LT	73	Donovan Jennings (BA)	6-5	327	Jr.
	57	Joshua Blanchard	6-3	301	Fr.
QB	6	Cade Fortin (TR)	6-3	221	So.
	9	Timmy McClain	6-1	196	Fr.
OR	12	Katravis Marsh	6-5	226	Fr.
OR	1	Jarren Williams	6-3	210	So.
HB	2	Darrian Felix (TR)	5-11	190	Jr.
	0	Jaren Mangham (TR)	6-2	221	Jr.
	3	Kelley Joiner Jr.	5-9	186	So.
	21	Brian Battie (BA)	5-8	165	Fr.
SLOT	19	Bryce Miller (BA) (TR)	5-10	181	Gr.
	5	Jimmy Horn Jr.	5-9	170	Fr.
	38	Sean Atkins	5-10	175	Fr.
WR	8	Latrell Williams (TR)	5-11	185	Gr.
	4	Omarion Dollison	5-9	183	Fr.
	11	Yusuf Terry (TR)	6-3	191	So.

SPECIALISTS

POS	#	Name	Ht.	Wt.	Cl.
P	36	Andrew Stokes	6-5	228	Fr.
	25	Kenny Scribner	5-11	222	Fr.
PK	32	Spencer Shrader (BA)	6-2	186	So.
	28	Jared Sackett (TR)	6-1	185	Jr.
H	25	Kenny Scribner	5-11	222	Fr.
	48	Andrew Beardall	6-0	210	So.
LS	48	Andrew Beardall	6-0	210	So.
	56	Mack Gresham	5-10	192	Fr.
KO	32	Spencer Shrader (BA)	6-2	186	So.
	25	Kenny Scribner	5-11	222	Fr.

RETURNERS

KR	5	Jimmy Horn Jr.	5-9	170	Fr.
	21	Brian Battie (BA)	5-8	165	Fr.
	2	Darrian Felix (TR)	5-11	190	Jr.
	4	Omarion Dollison	5-9	183	Fr.
PR	10	Xavier Weaver	6-1	178	So.
	19	Bryce Miller (BA) (TR)	5-10	181	Gr.
	5	Jimmy Horn Jr.	5-9	170	Fr.

DEFENSE

POS	#	Name	Ht.	Wt.	Cl.
END	91	Rashawn Yates	6-3	280	Jr.
	45	Darrien Grant	6-4	263	Gr.
	99	Ryan Thaxton	6-4	230	Jr.
NOSE	17	Blake Green (BA) (TR)	6-1	276	Gr.
OR	96	Kelvin Pinkney (BA)	6-3	310	Gr.
	10	Kevin Kegler	6-2	303	Gr.
TACKLE	23	Thad Mangum (TR)	6-2	275	Gr.
	13	Tramel Logan	6-2	232	Fr.
	40	Jason Vaughn	6-5	252	So.
ALB	5	Antonio Grier Jr.	6-1	213	Jr.
	26	Keyon Helton	6-0	221	So.
MLB	59	Andrew Mims	6-1	222	Gr.
	29	Brian Norris Jr.	6-2	225	So.
WLB	11	Dwayne Boyles Jr.	6-3	228	Jr.
	24	Mac Harris	6-0	230	Fr.
	9	Davon Hicks	6-0	218	Fr.
CB	0	Daquan Evans	5-11	188	So.
	19	Jalen Herring	5-11	172	Fr.
STAR	3	Vincent Davis	5-11	190	Jr.
	8	Christopher Townsel	6-2	190	Fr.
FS	22	Mekhi LaPointe (BA)	6-2	197	Jr.
	15	Jayden Curry	5-11	195	Fr.
SS	1	Matthew Hill (TR)	6-1	186	So.
	16	Brock Nichols (TR)	6-0	197	Gr.
CB	4	Christian Williams (TR)	6-1	195	So.
OR	2	TJ Robinson (BA) (TR)	6-3	198	Fr.

(TR) = TRANSFER

(BA) = NATIVE OF SEVEN-COUNTY TAMPA BAY AREA

PRONUNCIATION CHART

21	Brian Battie	Bat -TEE
41	DEMAUREZ Bellamy	Duh-MAR-ez
4	OMARION Dollison	OH-mar-EE-on
0	DAQUAN Evans	DAY-kwan
71	URIAH Greene	Yur-EYE-ah
64	DEMETRIS Harris	Duh-MEE-tris
26	KEYON Helton	KEY-on
9	DAVON Hicks	DAY-von
10	KELLEY Joiner	Kelly
22	MEKHI LaPointe	MA-Kie (sounds like: eye)
13	TRAMEL Logan	TRUH-mel
26	YASIAS Young	YUH-sigh-US

CAREER STARTS CHART

	2021	2020	2019	2018	CAREER
Demetris Harris (OL)	1	6	12	11	30
Brad Cecil (OL)	1	7	12	7	27
Donovan Jennings (OL)	1	7	8	4	20
Dwayne Boyles (LB)	1	6	11	2	20
Rashawn Yates (DT)	1	9	6	2	18
Bryce Miller (WR)	1	9	7	-	17
Kevin Kegler (DT)	-	-	6	10	16
Michael Wiggs (OL)	1	8	-	6	15
Blake Green (DT)	1	8	5	-	14
Antonio Grier (LB)	1	7	6	-	13
Vincent Davis (CB)	1	6	1	3	11
Mekhi LaPointe (SS)	1	6	-	4	11
Kelvin Pinkney (DT)	-	1	3	5	9
Kelley Joiner (RB)	-	7	2	-	9
Thad Mangum (DT)	1	8	-	-	9
Latrell Williams (WR)	1	7	-	-	8
Mitchell Brinkman (TE)	1	7	-	-	8
Joshua Blanchard (OL)	-	7	-	-	7
Jarrett Hoppie (OL)	-	4	2	-	6
Demaurez Bellamy (LB)	-	5	1	-	6
Andrew Mims (LB)	1	5	-	-	6
Cade Fortin (QB)	1	-	-	4 (NC)	5
Chris Townsel (DB)	-	5	-	-	5
Dustyn Hall (OL)	-	4	-	-	4
Xavier Weaver (WR)	1	2	-	-	3
Demontrey Jacobs (OL)	-	2	-	-	2
Mac Harris (S)	-	2	-	-	2
Darrien Grant (DE)	-	2	-	-	2
Darrian Felix (RB)	1	-	-	-	1
Matthew Hill (S)	1	-	-	-	1
Christian Williams (DB)	1	-	-	-	1
Tyrone Barber (DE)	-	-	-	1	1
Katravis Marsh (QB)	-	1	-	-	1
Brock Nichols (DB)	-	1	-	-	1
Brian Norris (LB)	-	1	-	-	1
Chris Carter (TE)	-	1	-	-	1
Jason Vaughn (DE)	-	1	-	-	1

GAME-BY-GAME LEADERS

GAME	RUSHING	PASSING (C-A-YD-INT-TD)	CATCHES	REC YARDS	TACKLES
@NC State	Mangham (5-26-0)	McClain (7-13-126-2-0)	Five (2)	Weaver (73)	Mims (14)

FIELD GOALS

Field Goals	fg	pct.	01-19	20-29	30-39	40-49	50-99	lg	blk
Jared Sackett	-	-							
Spencer Shrader	-	-							

FG Sequence	USF	Opponents
at NC State	-	34
FLORIDA	-	-
(missed)		

2021 USF GAME-BY-GAME STARTERS

OFFENSE

GAME	LT	LG	C	RG	RT	TE	QB	HB	Slot	WR	WR
at NC State	Jennings	Harris	Cecil	Wiggs	Jacobs	Brinkman	Fortin	Felix	Miller	L. Williams	Weaver

**Started four wide receivers

***Started two tight ends

DEFENSE

GAME	END	NOSE	TACKLE	ALB	WLB	MLB	CB	Star	SS	FS	CB
at NC State	Yates	Green	Mangum	Grier	Boyles	Mims	Evans	Davis	Hill	LaPointe	C. Williams

* Started Three Linebackers

** Started Three Defensive Tackles

TURNOVERS FORCED

TEAM	INT	FUMBLE	DEF TD	TOTAL
USF	1	-	-	1
Opponents	3	-	-	3

USF CAUSED: 1

OPP CAUSED: 3

USF POINTS OFF TO: 0

OPP POINTS OFF TO: 14

USF DEFENSIVE TD's: 0

OPP DEFENSIVE TD's: 0

USF TURNOVERS FORCED

QT	Play	Ball On	Result
----	------	---------	--------

AT NC STATE (1)

2nd.....INT: Matthew Hill of Devin LearyUSF35Punt

FLORIDA (0)

OPPONENT TURNOVERS FORCED

QT	Play	Ball On	Result
----	------	---------	--------

AT NC STATE (3)

2nd.....INT: McClain by Drake Thomas.....NCS07.....end of half

3rd.....INT: McClain by Cyrus Fagan.....NCS26.....Touchdown

4th.....INT: Fortin by Tanner IngleNCS45.....Touchdown

FLORIDA

USF DRIVE CHART

DISPLAYED USF/OPPONENT	Possessions	TDs	FGs Made	FGs Missed	Fumble	Int.	Safety	Punt	Turnover on Downs	End of Half	End of Game	70+ yard Drives	3 and Out
@NC State	12/13	0/6	0/1	0/0	0/0	3/1	0/0	8/3	1/0	0/1	0/1	1/4	6/1
TOTALS	12/13	0/6	0/1	0/0	0/0	3/1	0/0	8/3	1/0	0/1	0/1	1/4	6/1

USF SCORING DRIVES

QT	When	Score	Play	DRIVE
			at NC STATE (0 TD & 0 FG)	
			None	

			FLORIDA (- TD & - FG)	
			-	

SCORING DRIVES 3:00 OR LESS: - (- TD; - FG)

SCORING DRIVES 2:00 OR LESS: - (- TD; - FG)

SCORING DRIVES 1:00 OR LESS: - (- TD; - FG)

LONG DRIVES:

Longest by PLAYS:

15 plays (15 plays; 71 yards; 7:32, Downs, at NC State) - Fortin QB

Longest by YARDS:

71 yards (15 plays; 71 yards; 7:32, Downs, at NC State) - Fortin QB

Longest by TIME:

7:32 (15 plays, 71 yards; 7:32, Downs, at NC State) - Fortin QB

DEFENSE/SPECIAL TEAMS TOUCHDOWNS: 0

DEFENSIVE SCORING PLAYS

-

2021 GAME-BY-GAME TEAM STATISTICS

GAME	FINAL	QUARTERS					1st DOWNS		RUSHING		PASSING		TOT OFF		PUNTS		PENALTY		3RD	4TH	RED	SACKS	FIELD	POSSESSION TIME				
	SCORE	1	2	3	4	OT	R-P-PE	TOT	NO-YDS-TD	C-A-I	YDS	TD	YDS	NO-AVG	FUM-FL	NO-YDS	DNS	DNS	ZONE	NO-YDS	GOALS	1	2	3	4	TOT		
USF	0	0	0	0	0	-	7-6-2	15	32-104-0	14-33	167	0	271	8-45.1	2-0	6-70	3-16	0-1	0-2	1-7	0-0	6:16	8:43	8:01	7:48	30:48		
at NC State	45	10	14	14	7	-	11-13-3	27	40-293-4	17-26	232	2	525	3-42.7	0-0	3-25	8-13	1-1	5-5	0-0	1-1	8:44	6:17	6:59	7:12	29:12		
USF	-																											
FLORIDA	-																											

USF EXPLOSIVE PLAYS (20+ YARDS)

RUSHING	15-20	20-29	30-39	40-49	50-59	60-69	70-79	80-89	90-99	TOTAL
Jaren Mangham	1	-	-	-	-	-	-	-	-	1
Darrian Felix	1	-	-	-	-	-	-	-	-	1
Brian Battie	-	-	-	-	-	-	-	-	-	-
Kelly Joiner	-	-	-	-	-	-	-	-	-	-
Cade Fortin	-	-	-	-	-	-	-	-	-	-
TOTALS	2	-	-	-	-	-	-	-	-	2
RECEIVING	15-20	20-29	30-39	40-49	50-59	60-69	70-79	80-89	90-99	TOTAL
Xavier Weaver	-	1	-	1	-	-	-	-	-	2
Mitch Brinkman	-	-	1	-	-	-	-	-	-	1
Brian Battie	-	1	-	-	-	-	-	-	-	1
Latrell Williams	-	-	-	-	-	-	-	-	-	-
Omarion Dollison	-	-	-	-	-	-	-	-	-	-
Kelley Joiner	-	-	-	-	-	-	-	-	-	-
Bryce Miller	-	-	-	-	-	-	-	-	-	-
TOTALS	-	2	1	1	-	-	-	-	-	4
PASSING	15-20	20-29	30-39	40-49	50-59	60-69	70-79	80-89	90-99	TOTAL
Timmy McClain	-	1	1	1	-	-	-	-	-	3
Cade Fortin	-	1	-	-	-	-	-	-	-	1
TOTALS	-	2	1	1	-	-	-	-	-	4

COMBINED EXPLOSIVE PLAYS

Timmy McClain: 3 (3 passing)
 Xavier Weaver: 2 (2 receiving)
 Jaren Mangham: 1 (1 rushing)
 Darrian Felix: 1 (1 rushing)
 Brian Battie: 1 (1 receiving)
 Cade Fortin: 1 (1 passing)

Mitchell Brinkman: 1 (1 receiving)
 Latrell Williams -
 Omarion Dollison -
 Kelly Joiner -

USF EXPLOSIVE PLAYS (15+ YARDS)

EXPLOSIVE PLAY BREAKDOWN

USF TOTAL (Run & Pass): 6 (2 RUN, 4 PASS)

USF GAME HIGH: 6 AT NC STATE

OPP. GAME HIGH: 8 (4 RUN; 4 PASS) at NC STATE

USF

Long Pass: 44, McClain to Weaver at NC State

Long Run: 17, Jaren Mangham, at NC State

Long Punt Return: -

Long Kickoff Return: 33, Brian Battie, at NC State

Long INT Return: 27, Matthew Hill, at NC State

OPPONENT

Long Pass: 51, D. Leary to D. Carter, at NC State

Long Run: 46, Zonovan Knight, at NC State

Long Def: -

AT NC STATE (6)

1st 16RUN.....Darrian Felix..... at NC State

2nd 44PASS.....McClain to Weaver..... at NC State

3rd 29PASS.....McClain to Weaver..... at NC State

3rd 31PASS.....McClain to Brinkman..... at NC State

4th 17RUN.....Jaren Mangham..... at NC State

4th 20PASS.....Fortin to Battie..... at NC State

FLORIDA

-

FLORIDA A&M

-

AT BYU

-

AT SMU

-

TULSA

-

TEMPLE

-

AT ECU

-

HOUSTON

-

CINCINNATI

-

AT TULANE

-

AT UCF

-

EXPLOSIVE PLAYS BY LENGTH

▼ 50 + YARD PLAYS ▼

QT LENGTH.TYPE... PLAYER OPP

-

▼ LESS THAN 50 YARD PLAYS ▼

QT LENGTH.TYPE... PLAYER OPP

2nd 44PASS.....McClain to Weaver..... at NC State

3rd 31PASS.....McClain to Brinkman..... at NC State

3rd 29PASS.....McClain to Weaver..... at NC State

4th 20PASS.....Fortin to Battie..... at NC State

4th 17RUN.....Jaren Mangham..... at NC State

1st 16RUN.....Darrian Felix..... at NC State

▼ LONG PLAYS FOR TOUCHDOWNS

-

TOTAL 15+ FOR TD: 0

GAME HIGH 15+ YARD PLAYS FOR TD: 0

▼ 25+ YARD SPECIAL TEAMS & DEFENSIVE PLAYS ▼

2nd 33KICK RET..Brian Battie..... at NC State

2nd 27INT RET.....Matthew Hill..... at NC State

2021 GAME-BY-GAME STATISTICS

GAME-BY-GAME PASSING

#6 CADE FORTIN

	COMP	ATT	INT	PCT	YDS	TD	LG	SACK	EFF	TOT:YDS	TD
AT NC STATE	7	20	1	.350	41	0	20	0	42.2	64	0

#9 TIMMY MCCLAIN

	COMP	ATT	INT	PCT	YDS	TD	LG	SACK	EFF	TOT:YDS	TD
AT NC STATE	7	13	2	53.8	126	0	44	0	104.5	142	0

#1 JARREN WILLIAMS

	COMP	ATT	INT	PCT	YDS	TD	LG SACK	EFF	TOT: YDS	TD

#12 KATRAVIS MARSH

	COMP	ATT	INT	PCT	YDS	TD	LG SACK	EFF	TOT: YDS	TD

2021 GAME-BY-GAME RUSHING (CARRIES-YARDS-TD)

PLAYER	@NC STATE	FLORIDA	FLORIDA A&M	@BYU	@SMU	TULSA	TEMPLE	@ECU	HOUSTON	CINC	@TULANE	@UCF
MANGHAM, Jaren		5-27-0										
FORTIN, Cade QB		5-23-0										
FELIX, Darrian RB		8-21-0										
JOINER, Kelley RB		3-19-0										
McCLAIN, Timmy QB		4-16-0										
BATTIE, Brian RB		5-8-0										
DOLLISON, Omarion WR		1-(-4)-0										
HORN, Jimmy WR		1-(-5)-0										

2021 GAME-BY-GAME RECEIVING (CATCHES-YARDS-TD)

PLAYER	@NC STATE	FLORIDA	FLORIDA A&M	@BYU	@SMU	TULSA	TEMPLE	@ECU	HOUSTON	CINC	@TULANE	@UCF
WEAVER, Xavier WR		2-73-0										
BRINKMAN, Mitchell TE		2-35-0										
MILLER, Bryce WR		2-18-0										
FELIX, Darrian RB		2-13-0										
WILLIAMS, Latrell WR		2-4-0										
BATTIE, Brian		1-20-0										
DOLLISON, Omarion WR		1-10-0										
JOINER, Kelley		1-2-0										
MANGHAM, Jaren		1-1-0										

2021 GAME-BY-GAME SACKS

PLAYER	@NC STATE	FLORIDA	FLORIDA A&M	@BYU	@SMU	TULSA	TEMPLE	@ECU	HOUSTON	CINC	@TULANE	@UCF
GRIER, Antonio LB	1-7-0	1-7-0										

GAME-BY-GAME TACKLES

Player	S-A	Total	NCSU
Andrew Mims	2-12	14	2-12
Antonio Grier	3-5	8	3-5
Daquan Evans	4-3	7	4-3
Dwayne Boyles	3-4	7	3-4
Mekhi LaPointe	2-5	7	2-5
Matthew Hill	2-5	7	2-5
Thad Mangum	1-4	5	1-4
TJ Robinson	2-2	4	2-2
Christopher Townsel	0-4	4	0-4
Christian Williams	2-1	3	2-1
Kevin Kegler	2-1	3	2-1
Darrien Grant	0-3	3	0-3
Brock Nichols	1-1	2	1-1
Blake Green	0-2	2	0-2
Vincent Davis	1-0	1	1-0
Jaelen Stokes	0-1	1	0-1
Rashawn Yates	0-1	1	0-1

GAME-BY-GAME TFL

PLAYER	@NC STATE	FLORIDA	FLORIDA A&M	@BYU	@SMU	TULSA	TEMPLE	@ECU	HOUSTON	CINC	@TULANE	@UCF
GRIER, Antonio LB	1	1-7.0										
KEGLER, Kevin DT	0.5	0.5-1										
MANGUM, Thad DT	0.5	0.5-1										
GRANT, Darrien DE	0.5	0.5-1										
YATES, Rashawn DT	0.5	0.5-0										

NCAA/CONFERENCE RANKINGS - TEAM

Statistic	National Rank	Conference Rank	Value	National Leader	Value	Conference Leader	Value
3rd Down Conversion Pct (124 ranked)	120	9	0.188	Texas A&M	0.692	UCF	0.588
3rd Down Conversion Pct Defense (124 ranked)	113	9	0.615	Boston College South Carolina Troy	0.000 0.000 0.000	Cincinnati	0.200
4th Down Conversion Pct (78 ranked)	78	9	0.000	35 teams tied	1.000	SMU Cincinnati Tulsa	1.000 1.000 1.000
4th Down Conversion Pct Defense (96 ranked)	96	9	1.000	52 teams tied	0.000	4 teams tied	0.000
Blocked Kicks (4 ranked)				Marshall South Carolina Toledo	2 2 2	SMU	1
Blocked Kicks Allowed (124 ranked)	1	1	0	114 teams tied	0	9 teams tied	0
Blocked Punts (3 ranked)				South Carolina Toledo	2 2	SMU	1
Blocked Punts Allowed (121 ranked)	1	1	0	120 teams tied	0	9 teams tied	0
Completion Percentage (124 ranked)	119	8	0.424	Coastal Carolina	0.833	Cincinnati	0.769
Defensive TDs (2 ranked)				Iowa	2		
Fewest Penalties (124 ranked)	55	3	6	Ohio	0	SMU	2
Fewest Penalties Per Game (121 ranked)	57	3	6.00	Rutgers	1.00	SMU	2.00
Fewest Penalty Yards (124 ranked)	89	8	70	Ohio	0	SMU	10
Fewest Penalty Yards Per Game (123 ranked)	92	8	70.00	Kent St. LSU SMU	10.00 10.00 10.00	SMU	10.00
First Downs Defense (123 ranked)	104	10	27	TCU	6	SMU	14
First Downs Offense (121 ranked)	108	9	15	Nebraska	53	Memphis	32
Fumbles Lost (119 ranked)	1	1	0	74 teams tied	0	6 teams tied	0
Fumbles Recovered (21 ranked)				Middle Tenn.	4	Navy UCF	1 1
Kickoff Return Defense (124 ranked)	110	8	25.00	Colorado St.	-2.00	Tulane	0.00
Kickoff Returns (97 ranked)	70	8	16.50	Wake Forest	59.50	Memphis	31.00
Net Punting (120 ranked)	47	4	41.12	Boston College	54.00	SMU	53.33
Passes Had Intercepted (124 ranked)	113	10	3	57 teams tied	0	Tulane SMU Memphis	0 0 0
Passes Intercepted (37 ranked)	37	4	1	Arizona St. Kent St.	4 4	SMU	3
Passing Offense (124 ranked)	96	8	167.0	Western Ky.	478.0	SMU	319.0
Passing Yards Allowed (123 ranked)	74	5	232.0	Coastal Carolina	14.0	Cincinnati	109.0
Passing Yards per Completion (124 ranked)	67	9	11.93	Army West Point	32.67	Temple	18.50
Punt Return Defense (124 ranked)	91	8	6.00	Tulane	-9.00	Tulane	-9.00
Punt Returns (124 ranked)	76	6	0.00	Middle Tenn.	35.00	SMU	20.00
Red Zone Defense (124 ranked)	62	6	1.000	11 teams tied	0.000	Cincinnati SMU	0.333 0.333
Red Zone Offense (124 ranked)	124	10	0.000	Central Mich.	1.333	4 teams tied	1.000
Rushing Defense (124 ranked)	116	10	293.0	New Mexico	-6.0	UCF	20.0
Rushing Offense (124 ranked)	88	8	104.0	Florida	400.0	Navy	337.0
Sacks Allowed (123 ranked)	1	1	0.00	22 teams tied	0.00	Memphis SMU South Fla.	0.00 0.00 0.00
Scoring Defense (124 ranked)	116	8	45.0	6 teams tied	0.0	SMU	9.0
Scoring Offense (122 ranked)				Buffalo	69.0	SMU	56.0
Tackles for Loss Allowed (123 ranked)	78	7	7.00	Coastal Carolina FIU Ohio St.	1.00 1.00 1.00	Memphis	2.00
Team Passing Efficiency (124 ranked)	119	8	66.75	Army West Point	445.80	SMU	216.85
Team Passing Efficiency Defense (124 ranked)	104	8	158.03	Troy	0.00	Cincinnati	64.84
Team Sacks (80 ranked)	80	3	1.00	Marshall Missouri	9.00 9.00	Cincinnati SMU	2.00 2.00
Team Tackles for Loss (123 ranked)	110	8	3.0	Kentucky	15.0	Temple Tulsa UCF	9.0 9.0 9.0
Time of Possession (124 ranked)	54	5	30:48	Wisconsin	42:24	Navy	41:19
Total Defense (124 ranked)	115	10	525.0	Troy	0.0	Cincinnati	278.0
Total Offense (124 ranked)	109	9	271.0	Auburn	613.0	Memphis	587.0
Turnover Margin (124 ranked)	105	7	-2.00	Middle Tenn. Rutgers	5.00 5.00	SMU	3.00
Turnovers Gained (65 ranked)	65	5	1	4 teams tied	5	Navy SMU	3 3
Turnovers Lost (124 ranked)	99	7	3	32 teams tied	0	Memphis SMU	0 0

NCAA/CONFERENCE RANKINGS - INDIVIDUAL

Statistic	Player	National Rank	Conference Rank	Value	National Leader	Value	Conference Leader	Value
All Purpose (198 ranked)					DeAndre Torrey, North Texas	320.00	Isaiah Bowser, UCF	201.00
Blocked Kicks (1 ranked)					Debo Williams, South Carolina	2		
Combined Kick Returns (200 ranked)	Brian Battie Jimmy Horn Jr.	46 134	6 14	49 17	Winston Wright, West Virginia	214	Gabriel Rogers, Memphis	124
Completion Percentage (115 ranked)	Cade Fortin	111	8	0.350	Bo Nix, Auburn	0.909	Tanner Mordecai, SMU Desmond Ridder, Cincinnati	0.800 0.800
Completions Per Game (96 ranked)					Will Rogers, Mississippi St.	39.00	Michael Pratt, Tulane	27.00
Field Goal Percentage (93 ranked)					68 players tied	1.000	Joe Doyle, Memphis Owen Daffer, East Carolina Zack Long, Tulsa	1.000 1.000 1.000
Field Goals Per Game (93 ranked)					Joe Doyle, Memphis	5.00	Joe Doyle, Memphis	5.00
Forced Fumbles (92 ranked)					4 players tied	2.00	Michael Morris, Navy	2.00
Fumbles Recovered (2 ranked)					Gervon Dexter, Florida	2	Isaiah Bowser, UCF Kevin Brennan, Navy	1 1
Interceptions Per Game (107 ranked)	Matthew Hill	10	1	1.0	9 players tied	2.0	11 players tied	1.0
Kickoff Return TDs (1 ranked)					Ja'Sir Taylor, Wake Forest	1		
Kickoff Returns (57 ranked)	Brian Battie Jimmy Horn Jr.	18 56	2 10	24.5 8.5	Winston Wright, West Virginia	43.4	Gabriel Rogers, Memphis	31.0
Passes Defended (77 ranked)					Noah Tumblin, San Diego St. Riley Moss, Iowa	4.0 4.0	Trevor Denbow, SMU	3.0
Passing Efficiency (115 ranked)	Cade Fortin	114	9	42.2	Tanner Mordecai, SMU	245.8	Tanner Mordecai, SMU	245.8
Passing TDs (4 ranked)					Tanner Mordecai, SMU Bailey Zappe, Western Ky.	7 7	Tanner Mordecai, SMU	7
Passing Yards (130 ranked)	Timmy McClain	109	9	126	Nick Starkel, San Jose St.	702	Dillon Gabriel, UCF	318
Passing Yards Per Game (130 ranked)	Timmy McClain	108	9	126.0	Bailey Zappe, Western Ky.	424.0	Dillon Gabriel, UCF	318.0
Passing Yards per Completion (115 ranked)	Cade Fortin	114	9	5.86	C.J. Stroud, Ohio St.	22.62	D'Wan Mathis, Temple	18.50
Points Responsible For (189 ranked)					Tanner Mordecai, SMU Bailey Zappe, Western Ky.	42 42	Tanner Mordecai, SMU	42
Points Responsible For Per Game (198 ranked)					Tanner Mordecai, SMU Bailey Zappe, Western Ky.	42.0 42.0	Tanner Mordecai, SMU	42.0
Punt Return TDs (1 ranked)					4 players tied	1		
Punt Returns (50 ranked)					Jaylin Lane, Middle Tenn.	35.0	Keylon Stokes, Tulsa Chance Warren, Navy	6.0 6.0
Punting (78 ranked)	Andrew Stokes	24	1	45.1	Matt Araiza, San Diego St.	56.8	Andrew Stokes, South Fla.	45.1
Receiving TDs (3 ranked)					Kayshon Boutte, LSU Corey Rucker, Arkansas St.	3 3	4 players tied	2
Receiving Yards (195 ranked)	Xavier Weaver	118	8	73	Jacob Cowing, UTEP	181	Jaylon Robinson, UCF	140
Receiving Yards Per Game (200 ranked)	Xavier Weaver	92	8	73.0	Jalen Tolbert, South Alabama	168.0	Jaylon Robinson, UCF	140.0
Receptions Per Game (126 ranked)					Trey McBride, Colorado St.	13.0	Calvin Austin III, Memphis Tyrick James, Tulane Jaylon Robinson, UCF	6.0 6.0 6.0
Rush Yards Per Carry (173 ranked)					Kenneth Walker III, Michigan St.	11.48	Deneric Prince, Tulsa	10.43
Rushing TDs (4 ranked)					Rasheen Ali, Marshall Zach Charbonnet, UCLA Kenneth Walker III, Michigan St.	4 4 4		
Rushing Yards (200 ranked)					Kenneth Walker III, Michigan St.	264	Isaiah Bowser, UCF	172
Rushing Yards Per Game (198 ranked)					Kenneth Walker III, Michigan St.	264.0	Isaiah Bowser, UCF	172.0
Sacks (30 ranked)	Antonio Grier	30	1	1.00	Blaze Alldredge, Missouri	3.50	8 players tied	1.00
Scoring (137 ranked)					Rasheen Ali, Marshall Kenneth Walker III, Michigan St.	24.0 24.0	Joe Doyle, Memphis	18.0
Solo Tackles (89 ranked)					Keenan Pili, BYU Malcolm Rodriguez, Oklahoma St.	10.0 10.0	Ja'Quan McMillian, East Carolina	8.0
Tackles For Loss (75 ranked)					Blaze Alldredge, Missouri	6.0	Kalia Davis, UCF	3.0
Total Interceptions (11 ranked)	Matthew Hill	11	1	1	10 players tied	2	11 players tied	1
Total Offense (200 ranked)	Timmy McClain	125	12	142.0	Bailey Zappe, Western Ky.	448.0	Dillon Gabriel, UCF	382.0
Total Points Scored (149 ranked)					Rasheen Ali, Marshall Zach Charbonnet, UCLA Kenneth Walker III, Michigan St.	24 24 24	Joe Doyle, Memphis	18
Total Tackles (385 ranked)	Andrew Mims Antonio Grier Daquan Evans Dwayne Boyles Matthew Hill Mekhi LaPointe Thad Mangum	4 101 165 165 165 165 385	1 7 17 17 17 17 42	14.0 8.0 7.0 7.0 7.0 7.0 5.0	Keenan Pili, BYU	17.0	Kendarin Ray, Tulsa Andrew Mims, South Fla.	14.0 14.0
Total Touchdowns (78 ranked)					Rasheen Ali, Marshall Zach Charbonnet, UCLA Kenneth Walker III, Michigan St.	4 4 4	4 players tied	2
Yards per Pass Attempt (115 ranked)	Cade Fortin	114	9	2.05	Max Bortenschlager, FIU	15.65	Desmond Ridder, Cincinnati	11.80
Yards per Reception (200 ranked)	Xavier Weaver Mitchell Brinkman	5 100	1 12	36.50 17.50	Bub Means, Louisiana Tech	47.00	Xavier Weaver, South Fla.	36.50

WIDE RECEIVERS/TIGHT ENDS

#4 WR OMARION DOLLISON

Receptions.....	6, vs. Tulsa (10/23/20)
Receiving Yards.....	64, at Temple (10/17/20)
Long Reception.....	51, vs. ECU (10/10/20)
Receiving TDs.....	1, at Houston (11/14/20)
Rushes.....	1, (2X), last at Temple (10/17/20)
Rushing Yards.....	19 vs. The Citadel (9/12/20)
Long Rush.....	19 vs. The Citadel (9/12/20)
Rushing TDs.....	0
Punt Return Yards.....	0, vs. The Citadel (9/12/20)
Punt Return Average.....	0, vs. The Citadel (9/12/20)
Long Punt Return.....	0, vs. The Citadel (9/12/20)
Punt Return TDs.....	1, vs. The Citadel (9/12/20)
Long Kickoff Return.....	19, at Houston (11/14/20)
Kickoff Return Yards.....	34, at Houston (11/14/20)
Kickoff Return Average.....	17.0, at Houston (11/14/20)

#5 WR JIMMY HORN JR.

Receptions.....	-
Receiving Yards.....	-
Long Reception.....	-

#7 WR SINCERE BROWN

Receptions.....	1, vs. The Citadel (9/12/20)
Receiving Yards.....	19, vs. The Citadel (9/12/20)
Long.....	19, vs. The Citadel (9/12/20)
Receiving TD.....	0

#8 WR LATRELL WILLIAMS

Receptions.....	8, vs. ECU (10/10/20)
Receiving Yards.....	93, vs. ECU (10/10/20)
Long Reception.....	36, at Notre Dame (9/19/20)
Receiving TDs.....	0

#10 WR XAVIER WEAVER

Receptions.....	4, vs. UCF (11/27/20)
Receiving Yards.....	73, at NC State (9/2/21)
Long.....	44, at NC State (9/2/21)

#11 WR YUSUF TERRY

Receptions.....	6, vs. TCU (10/31/20)
Receiving Yards.....	69, vs. TCU (10/31/20)
Long.....	27, vs. TCU (10/31/20)

#18 WR DEMARCUS GREGORY

Receptions.....	6, vs. Cal (9/21/19)
Receiving Yards.....	127, vs. Cal (9/21/19)
Long.....	41, vs. Cal (9/21/19)

#19 WR BRYCE MILLER

Receptions.....	11, vs. UCF (11/27/20)
Receiving Yards.....	121, vs. UCF (11/27/20)
Long.....	37, vs. SMU (9/27/19)
Receiving TD.....	2X, last vs. UCF (11/27/20)
Rushes.....	1, vs. The Citadel (9/12/20)
Rushing Yards.....	4, vs. The Citadel (9/12/20)
Long Rush.....	4, vs. The Citadel (9/12/20)
Rushing TDs.....	0

#38 WR SEAN ATKINS

Receptions.....	2, at Houston (11/14/20)
Receiving Yards.....	22, at Houston (11/14/20)
Long.....	12, at Houston (11/14/20)
Receiving TD.....	0

#81 WR GARRET REYNOLDS

Receptions.....	-
Receiving Yards.....	-
Long Reception.....	-

#88 TE CHRIS CARTER

Receptions.....	2, at Cincinnati (10/3/20)
Receiving Yards.....	12, at Houston (11/14/20)
Long Reception.....	12, at Houston (11/14/20)
Receiving TDs.....	0

#89 TE MITCHELL BRINKMAN

Receptions.....	5, at Ohio (10/12/19)
Receiving Yards.....	100, at Ohio (10/12/19)
Long Reception.....	48, at Ohio (10/12/19)
Receiving TDs.....	1, (6X), last at Memphis (11/7/20)

QUARTERBACKS

#1 QB JARREN WILLIAMS

Completions.....	30, at North Carolina (9/7/19)
Attempts.....	39, at North Carolina (9/7/19)
Passing Yards.....	313, vs. Florida State (11/2/19)
Long Pass.....	67, vs. Louisville (11/9/19)
Passing TDs.....	6, vs. Louisville (11/9/19)
Rushes.....	-
Rushing Yards.....	-
Long Rush.....	-
Rushing TDs.....	-
Total Yards.....	-

#6 QB CADE FORTIN

Completions.....	19, vs. NC State (11/24/18)
Attempts.....	40, vs. NC State (11/24/18)
Passing Yards.....	276, vs. NC State (11/24/18)
Long Pass.....	51, vs. NC State (11/24/18)
Passing TDs.....	1, vs. NC State (11/24/18)
Rushes.....	7, vs. NC State (11/24/18)
Rushing Yards.....	44, vs. Virginia Tech (10/13/18)
Long Rush.....	40, vs. Virginia Tech (10/13/18)
Rushing TDs.....	1, vs. NC State (11/24/18)
Total Yards.....	291, vs. NC State (11/24/18)

#9 QB TIMMY MARTIN

Completions.....	7, at NC State (9/2/21)
Attempts.....	13, at NC State (9/2/21)
Passing Yards.....	126, at NC State (9/2/21)
Long Pass.....	44, at NC State (9/2/21)
Passing TDs.....	-
Rushes.....	4, at NC State (9/2/21)
Rushing Yards.....	16, at NC State (9/2/21)
Long Rush.....	11, at NC State (9/2/21)
Rushing TDs.....	-
Total Yards.....	-

#12 QB KATRAVIS MARSH

Completions.....	6, at Cincinnati (10/3/20)
Attempts.....	13, at Cincinnati (10/3/20)
Passing Yards.....	39, at Cincinnati (10/3/20)
Long Pass.....	21, at Cincinnati (10/3/20)
Passing TDs.....	0
Rushes.....	2, at Houston (11/14/20)
Rushing Yards.....	2, at Cincinnati (10/3/20)
Long Rush.....	2, at Cincinnati (10/3/20)
Rushing TDs.....	0
Total Yards.....	41, at Cincinnati (10/3/20)

RUNNING BACKS

#0 RB JARREN MANGHAM

Rushes.....	17, vs. UCLA (11/21/19)
Rushing Yards.....	77, vs. UCLA (11/21/19)
Long Rush.....	19, vs. Air Force (9/14/19)
Rushings TDs.....	2, vs. Nebraska (9/7/19)
Receptions.....	1, at NC State (9/2/21)
Receiving Yards.....	1, at NC State (9/2/21)
Long Reception.....	1, at NC State (9/2/21)

#2 RB DARRIAN FELIX

Rushes.....	10, at USC (11/2/19)
Rushing Yards.....	80, vs. Nevada (9/7/19)
Long Rush.....	62, vs. Nevada (9/7/19)
Rushings TDs.....	1, (3X), last vs. Nevada (9/7/19)
Receptions.....	2, 4X, last at NC State (9/2/21)
Receiving Yards.....	30, at USC (11/2/19)
Long Reception.....	27, at USC (11/2/19)

#10 RB KELLEY JOINER

Rushes.....	14, vs. UCF (11/27/20)
Rushing Yards.....	116, vs. UCF (11/27/20)
Long Rush.....	51, vs. SC State (9/14/19)
Rushings TDs.....	1, vs. The Citadel (9/12/20)
Receptions.....	3, (2X), last at Memphis (11/7/20)
Receiving Yards.....	78, at Memphis (11/7/20)
Receiving TDs.....	1, at Memphis (11/7/20)
Long Reception.....	75, at Memphis (11/7/20)

#21 RB BRIAN BATTIE

Rushes.....	15, vs. UCF (11/27/20)
Rushing Yards.....	102, vs. UCF (11/27/20)
Long.....	31, at Houston (11/14/20)
Rushing TD.....	1, vs. UCF (11/27/20)
Long Kickoff Return.....	31, vs. UCF (11/27/20)
Kickoff Return Yards.....	53, vs. UCF (11/27/20)
Kickoff Return Average.....	26.5, vs. UCF (11/27/20)
Receptions.....	2, at Houston (11/14/20)
Receiving Yards.....	27, at Houston (11/14/20)
Long Reception.....	16, at Houston (11/14/20)

#27 RB LEONARD PARKER

Rushes.....	7, (2X), last at Houston (11/14/20)
Rushing Yards.....	51, at Cincinnati (10/3/20)
Long.....	27, at Cincinnati (10/3/20)
Rushing TD.....	1, (2X), last at Houston (11/14/20)
Receptions.....	1, at Memphis (11/7/20)
Receiving Yards.....	12, at Memphis (11/7/20)
Long Reception.....	12, at Memphis (11/7/20)

SPECIALISTS

#28 K JARED SACKETT

Field Goals.....	3, (4X), last vs. Texas State (9/22/18)
Long Field Goal.....	51, vs. UTEP (9/29/18)
Points.....	14, vs. Texas State (9/23/17)
PAT.....	6, vs. Southern (9/16/17)
FG Streak.....	9, 9/16/18-10/14/18)

#32 K SPENCER SHRADER

Field Goals.....	4, at Memphis (11/7/20)
Long Field Goal.....	49, at Memphis (11/7/20)
Points.....	13, at Memphis (11/7/20)
PAT.....	6-of-6, at East Carolina (11/26/19)
TD.....	1, at UConn (10/5/19)
Tackles.....	1, vs. ECU (10/10/20)

#25 P KENNY SCRIBNER

Punts.....	6, at Temple (10/17/20)
Yards.....	224, at Temple (10/17/20)
Avg.....	41.5, vs. ECU (10/10/20)
Long.....	59, at Temple (10/17/20)

#36 P ANDREW STOKES

Punts.....	8, at NC State (9/2/21)
Yards.....	361, at NC State (9/2/21)
Avg.....	45.1, at NC State (9/2/21)
Long.....	66, at NC State (9/2/21)
Inside 20.....	1, at NC State (9/2/21)
Tackles.....	-

DEFENSIVE BACKS

#0 DB DAQUAN EVANS

Tackles..... 7, at NC State (9/2/21)
INT..... 1, (4X), at Memphis (11/7/20)
PBU..... 1, at Temple (10/17/20)

#1 DB MATTHEW HILL

Tackles..... 7, at NC State (9/2/21)
TFL.....
Sacks.....
INT..... 1, at NC State (9/2/21)
PBU.....
FF.....
FR..... 1, Alabama State (9/8/18)

#2 DB TJ ROBINSON

Tackles..... 4, at NC State (9/2/21)
TFL.....
Sacks.....
INT.....
PBU.....
FF.....

#3 DB VINCENT DAVIS

Tackles..... 11, at Cincinnati (10/3/20)
TFLs..... 1.0, (2X), last at UCF (11/29/19)
INT..... 1, vs. South Carolina State (9/14/19)
PBU..... 1, (several), last at NC State (9/2/21)
FF..... 2, at UMass (10/6/18)
FR..... 1, (2X), last vs. BYU (10/12/19)

#4 DB CHRISTIAN WILLIAMS

Tackles..... 3, at NC State (9/2/21)
TFL.....
Sacks.....
INT.....
PBU..... 1, vs. Bethune-Cookman (9/14/19)
FR.....

#7 DB WILL JONES

Tackles..... 5, vs. TCU (10/10/20)
TFL.....
Sacks.....
INT..... 1, vs. Arkansas State (9/12/20)
PBU.....
FR.....
Blocked Punt..... 1, vs. Arkansas State (9/12/20)

#8 S CHRISTOPHER TOWNSEL

Tackles..... 11, at Houston (11/14/20)
TFL..... 1.0, (2x), last at Memphis (11/7/20)
INT..... 1, at Cincinnati (10/3/20)
PBU..... 1, at Memphis (11/7/20)

#15 S JAYDEN CURRY

Tackles..... 2, vs. ECU (10/10/20)

#16 DB BROCK NICHOLS

Tackles..... 6, vs. ECU (10/10/20)
INT..... 1, (2X), last at Cincinnati (10/3/20)
FR..... 1, vs. The Citadel (9/12/20)

#19 DB JALEN HERRING

Tackles.....
INT.....
FR.....

#21 DB JAELEN STOKES

Tackles..... 1, at NC State (9/2/21)
INT.....
FR.....

#22 DB MEKHI LaPOINTE

Tackles..... 11, vs. UConn (10/20/18)
TFL..... 2.0, at Tulsa (10/12/18)
INT..... 1, (3X) last at Temple (10/17/20)
PBU..... 1, (4X), last at Temple (10/17/20)

DEFENSIVE LINE

#10 DT KEVIN KEGLER

Tackles..... 6, at Tulsa (10/12/18)
TFL..... 2.5, at Georgia Tech (9/7/19)
Sacks..... 1.5, at Illinois (9/15/18)
FR..... 1, vs. Cincinnati (11/16/19)

#13 DE TRAMEL LOGAN

Tackles..... 1, (2X), last at Memphis (11/7/20)
Sacks..... 1.0, at Memphis (11/7/20)
TFL..... 1.0, at Memphis (11/7/20)
INT..... 0
FR..... 0

#17 DT BLAKE GREEN

Tackles..... 5, vs. The Citadel (9/12/20)
TFL..... 1.5, at Cincinnati (10/3/20)

#23 DT THAD MANGUM

Tackles..... 7, (2X), last at Furman (10/13/18)
TFL..... 2.0, at Gardner-Webb (9/29/18)
Sacks..... 2.0, at Gardner-Webb (9/29/18)
FR..... 1, (3X), last at Cincinnati (10/3/20)
FR..... 1, at Notre Dame (9/19/20)

#40 DE JASON VAUGHN

Tackles..... 6, at Notre Dame (9/19/20)
TFL..... 1, (3X), last vs. Memphis (11/23/19)

#45 DE DARRIEN GRANT

Tackles..... 3 (2X), last at NC State (9/2/21)
TFLs..... 1.0, vs. Temple (11/7/19)

#51 DE STACY KIRBY

Tackles..... 3, at Navy (10/19/19)
TFL..... 0.5, at Navy (10/19/19)
INT..... 1, vs. SMU (9/28/19)

#91 DT RASHAWN YATES

Tackles..... 5, at Cincinnati (10/3/20)
Sacks..... 1.0, (5X), last vs. UCF (11/27/20)
TFL..... 2.0, at Georgia Tech (9/7/19)
FF..... 1, vs. The Citadel (9/12/20)
QBH..... 1, at Houston (11/14/20)

#93 DT TYRONE BARBER

Tackles..... 4, (4X), last vs. Temple (11/7/19)
TFL..... 1, (3X), last vs. Temple (11/7/19)
Sacks..... 1.0, (2X), last at Tulsa (10/12/18)

#96 DT KELVIN PINKNEY

Tackles..... 6, (2x) last at Tulsa (10/12/18)
TFL..... 1.5, at Illinois (9/15/18)
Sacks..... 1.5, at Illinois (9/15/18)
Blocked Kick..... 1 (PAT), at San Jose State (9/26/17)
PBU..... 1, at Houston (11/14/20)

#99 DE RYAN THAXTON

Tackles..... 3, vs. Wisconsin (8/30/19)

LINEBACKERS

#5 LB ANTONIO GRIER, JR.

Tackles..... 11, at UCF (11/29/19)
TFL..... 2.5, at UConn (10/5/19)
Sacks..... 2.0, vs. BYU (10/12/19)
FF..... 1, (3X) last vs. ECU (10/10/20)
FR..... 1, at UMass (10/6/18)
PBU..... 1, at East Carolina (10/26/19)

#9 DAVON HICKS

Tackles..... 0
TFL..... 0
Sacks..... 0
FR..... 0
INT..... 0

#11 LB DWAYNE BOYLES, JR.

Tackles..... 13, vs. UCF (11/27/20)
Sack..... 1, (2X), last vs. Temple (11/7/19)
TFL..... 3.0, (2X) last vs. The Citadel (9/12/20)
INT..... 1, vs. UCF (11/27/20)
PBU..... 1, (6X), last vs. UCF (11/27/20)
FR..... 1, vs. Tulane (11/3/18)
Blocked Kick..... 1 (FG), at Temple (10/17/20)

#20 LB DEMAUREZ BELLAMY

Tackles..... 7, vs. SMU (9/28/19)
TFL..... 1.0, (3X), last at Houston (11/14/20)
Sacks..... 1.0, vs. South Carolina State (9/14/19)
FF..... 1, at UConn (10/5/19)
PBU..... 1, (3x), last at Memphis (11/7/20)
QBH..... 1, at Memphis (11/7/20)

#24 LB MAC HARRIS

Tackles..... 8, at Cincinnati (10/3/20)
INT..... 1, at Cincinnati (10/3/20)

#26 LB KEYON HELTON

Tackles..... 2, at Cincinnati (10/3/20)
QBH..... 1, at Houston (11/14/20)

#29 LB BRIAN NORRIS

Tackles..... 11, at Cincinnati (10/3/20)
TFL..... 1, vs. South Carolina State (9/14/19)
Sacks..... 1.0, vs. South Carolina State (9/14/19)
FF..... 1, vs. South Carolina State (9/14/19)

#38 LB RANDAL COPELAND

Tackles..... 0
TFL..... 0
Sacks..... 0
FR..... 0
INT..... 0

#59 LB ANDREW MIMS

Tackles..... 14, at NC State (9/2/21)
TFL..... 1.0, (5X), last at Houston (11/14/20)
Sack..... 1, 2X, last vs. UCF (11/27/20)
FF..... 1, vs. South Carolina State (9/14/19)

THE LAST TIME - TEAM

	USF	OPPONENT
	RUSHING	
Team had 400-499 yards:	432, vs. Tulane, 11/3/18	434, at Navy, 10/19/10
Team had 300-399 yards:	302, vs. The Citadel, 9/12/20	319, at Houston, 11/14/20
Team had 200-299 yards:	242, vs. UCF, 11/27/20	293, at NC State, 9/2/21
Had 51-100 yards:	92, vs. ECU, 10/10/20	98, at Memphis, 11/7/20
Had less than 50 yards:	26, vs. Wisconsin, 8/30/19	-4, Temple, 9/21/17
Team had 70 or more attempts:	81, at Houston, 10/27/18	89, at Houston, 10/27/18
Team had 60 or more attempts:	63, Temple, 9/21/17	69, at Navy, 10/31/15
Team had 50-59 attempts:	55, at Tulane, 10/28/17	58, vs. Memphis, 11/23/19
Team had fewer than 25 attempts:	23, vs. Wisconsin, 8/30/19	15, Illinois, 9/15/17
Team had five or more rushing touchdowns:	5, at UMass, 10/6/18	6, at Notre Dame, 9/19/20
Team had at least three rushing touchdowns:	3, vs. ECU, 10/10/20	4, at NC State, 9/2/21
Team had 0 rushing touchdowns:	at NC State, 9/2/21	at Memphis, 11/7/20
	PASSING	
Had 500+ yards passing:	503, at UCF, 11/24/17	
Had 400-499 yards passing:	404, vs. UCF, 11/27/20	437, at Memphis, 11/7/20
Had 300-399 yards passing:	306, vs. ECU, 10/10/20	336, vs. UCF, 11/27/20
Had less than 100 yards passing:	44, vs. Memphis, 11/23/19	84, vs. The Citadel, 9/12/20
Team had less than 50 yards passing:	44, vs. Memphis, 11/23/19	23, at Navy, 10/19/10
Had 50 or more attempts:	50, vs. Ball State, 9/10/11	50, at Memphis, 11/7/20
Had 40-49 attempts:	47, vs. UCF, 11/27/20	42, at Temple, 10/17/20
Had less than 20 attempts:	19, vs. Memphis, 11/23/19	18, vs. The Citadel, 9/12/20
Had less than 10 attempts:	Never (record-low 10 vs. Louisville, 9/24/05)	4, at Navy, 10/19/10
Had 30 or more completions:	32, vs. UCF, 11/27/20	30, at Memphis, 11/7/20
Had less than 10 completions:	6, vs. Memphis, 11/23/19	4, vs. The Citadel, 9/12/20
Team had less than five completions:	3, at Louisville, 10/22/04	4, vs. The Citadel, 9/12/20
Had five touchdown passes:	vs. Cincinnati, 11/20/15	at Houston, 10/27/18
Had four touchdown passes:	vs. UCF, 11/27/20	vs. UCF, 11/27/20
Had zero touchdown passes:	vs. ECU, 10/10/20	at Notre Dame, 9/19/20
Had five passes intercepted:	at Cincinnati, 10/3/20	at Syracuse, 10/3/09
Had four passes intercepted:	at Cincinnati, 10/3/20 (5)	Temple, 9/21/17
Had three passes intercepted:	at NC State, 9/2/21 (3)	at Cincinnati, 10/3/20
Did not throw an interception:	vs. UCF, 11/27/20	vs. ECU, 10/10/20
	TOTAL OFFENSE	
Had 700 or more yards:	745, vs. Florida A&M, 9/17/11	Never
Had 600 or more yards:	646, vs. UCF, 11/27/20	684, at Houston, 10/27/18
Had 500 or more yards:	646, vs. UCF, 11/27/20	525, at NC State, 9/2/21
Had 200 yards or less:	170, vs. Memphis, 11/23/19	182, Florida A&M, 9/5/15
Had 100 yards or less:	Never	85, vs. Temple, 9/21/17
Ran 100 or more plays:	101, at San Jose State, 8/26/17	
Ran 90 or more plays:	93, vs. UCF, 11/27/20	96, vs. ECU, 9/22/18
Ran 85 or more plays:	93, vs. UCF, 11/27/20	89, vs. Memphis, 11/23/19
Ran 55 or fewer plays:	50, vs. Memphis, 11/23/19	55, Illinois, 9/15/17
	SCORING	
Scored 80 or more points:	80, vs. Kentucky Wesleyan, 9/6/97	Never
Scored 70-79 points:	70, vs. Florida A&M, 9/17/11	Never
Scored 60-69 points:	61, at ECU 9/30/17 (Road game Record)	Never
Scored 50-59 points:	55, vs. SC State, 9/14/19	58, vs. UCF, 11/27/20
Scored 40-49 points:	46, vs. UCF, 11/27/20	45, at NC State, 9/2/21
Scored less than 10 points:	0, at NC State, 9/2/21	6, vs. The Citadel, 9/12/20
Failed to score points:	0, at NC State, 9/2/21	0, Charleston Southern, 9/19/09
Won by 45 points or more:	48, vs. Florida A&M, 9/5/15	45, at NC State, 9/2/21
Won by 30-44 points:	39, vs. SC State, 9/14/19	35, at Houston, 11/14/20
Won by 20-29 points:	21, vs. The Citadel, 9/12/20	29, vs. Tulsa, 10/23/20
Scored on the first drive of the game:	FG, at Memphis, 11/7/20	TD, at NC State, 9/2/21
Scoring drive of 15 or more plays:	15 (FG), at ECU 10/26/19	16 (FG), at Temple, 10/17/20
Recorded a safety:	at Houston, 10/27/18	at Temple, 10/21/16
Scored on a blocked field goal attempt:	Nate Godwin (75), vs. Cincinnati, 10/5/13	A. Contressa, Stony Brook, 9/2/17
Scored on a blocked PAT attempt:	(Never)	Nate Hobbs, Illinois, 9/15/17
Scored a 2-point conversion:	at Illinois (Barnett to St. Felix pass), 9/15/18	Illinois, 9/15/17

THE LAST TIME - TEAM

	USF	OPPONENT
	TURNOVERS	
Team lost five or more turnovers:	(5) at Cincinnati, 10/3/20	(8) vs. SC State, 9/14/19
Team lost four turnovers:	vs. UConn, 10/15/16	(4) at Cincinnati, 10/3/20
Team lost three fumbles:	at Temple, 10/17/20	vs. S.C. (Birmingham Bowl), 12/29/16
Threw four or more interceptions:	5, at Cincinnati, 10/3/20	(4) vs. Temple, 9/21/17
Team did not commit a turnover:	at Memphis, 11/7/20	vs. East Carolina, 10/10/20
Team recovered an on-side kick:	at Pittsburgh, 9/8/01	vs. UCF, 11/26/16
Lost a game and did not commit a turnover:	at Memphis, 11/7/20	vs. Tulsa, 11/16/17
	DEFENSE	
Team recorded seven sacks:	vs. UConn, 10/15/11	9, vs. Temple, 11/9/19
Team recorded six sacks:	vs. BYU, 10/12/19	vs. ECU, 9/22/18
Team recorded five sacks:	at UConn 10/5/19	vs. UCF, 11/27/20
Team recorded 10 or more tackles for loss	13.0, vs. BYU, 10/12/19	13.0, vs. East Carolina, 10/10/20
Team recorded five or more pass break-ups:	5, at Memphis, 11/7/20	8, at Houston, 11/14/20
	SPECIAL TEAMS	
Returned a punt for a touchdown:	vs. The Citadel, 9/12/20	at Houston, 11/14/20
Returned a blocked punt for a touchdown:	vs. Florida A&M, 9/17/11	at Notre Dame (9/19/20)
Returned a kickoff for a touchdown:	(2) vs. Georgia Tech, 9/8/18	at Cincinnati, 10/3/20
Blocked a punt:	vs. Florida State, 9/29/12	at Notre Dame (9/19/20)
Punted 10 or more times:	10, at Cincinnati, 11/10/18	10, Temple, 9/21/17
Did not record a punt:	vs. Charleston Southern, 9/19/09	at Pittsburgh, 10/24/09
Blocked a field goal:	at Temple, 10/17/20	at Tulane, 10/21/17
Blocked a PAT:	vs. UConn, 10/20/18	at Cincinnati, 11/10/18
Team recovered an on-side kick:	at Pittsburgh, 9/8/01	vs. UCF, 11/26/16
Made five or more field goals:	5, vs. Temple, 9/21/17	Never
Made four or more field goals:	4, at Memphis, 11/7/20	4, at Illinois, 9/15/18
	MISCELLANEOUS	
Had 30 or more first downs:	38, vs. UCF, 11/27/20	32, at Temple, 10/17/20
Had 10 or fewer first downs:	5, vs. Memphis, 11/23/19	6, Temple, 9/21/17
Had 15 or more penalties:	16, Illinois, 9/15/17	15, Illinois, 9/15/17
Had no penalties:	Never	Never
Had 100 or more penalty yards:	111, at Temple, 10/17/20	112, at UCF, 11/29/19
Had less than 25 penalty yards:	21 at Houston, 11/14/20	5, vs. SC State, 9/14/19
Had 35 minutes or more of possession time:	38:17, Illinois, 9/15/17	35:36, vs. East Carolina, 10/10/20

THE LAST TIME - INDIVIDUAL

	USF	OPPONENT
	RUSHING	
Rushed at least 25 times:	Jordan Cronkrite (26), vs. BYU, 10/12/19	Greg McCrae (25), vs. UCF, 11/27/20
Rushed at least 30 times:	Marlon Mack (31), vs. UConn, 9/19/14	D. Brewer (34), vs. Tulsa, 11/16/17
Rushed for 100 yards:	Kelley Joiner (115), vs. Memphis, 11/23/19	Zonovan Knight (163) & Ricky Person (105) at NC State, 9/2/21
Multiple players rushed for 100 yards:	Johnny Ford (164), Jordan Cronkrite (103) vs. UConn, 10/20/18	Zonovan Knight (163) & Ricky Person (105) at NC State, 9/2/21
Rushed for 150 yards:	Jordan Cronkrite (158), vs. BYU, 10/12/19	Zonovan Knight (163) at NC State, 9/2/21
Rushed for 200 yards:	Quinton Flowers (210), at Memphis, 11/12/16	R. Armstead (210), at Temple, 10/21/16
Rushed for 300 yards:	Jordan Cronkrite (302), at UMass, 10/6/18	
USF player rushed for 200 yards in consecutive games	Dyral McMillan (258) vs. New Haven, 11/6/99; (221) vs. Hofstra, 11/13/99	
Scored on a run of 50 yards or more:	Jordan Cronkrite (66) at Tulsa, 10/12/18	Malcolm Perry (67), at Navy, 10/19/19
Scored on a run of 70 yards or more:	Jordan Cronkrite (77, 76), at UMass 10/6/18	Darius Bradwell (73), vs. Tulane, 11/3/18
	PASSING	
Player attempted 60+ passes:	Marquel Blackwell (61), at Memphis, 9/22/01	Troy Mitchell (66), vs. Western Carolina, 8/30/14
Player attempted 50-59 passes:	Matt Grothe (54), vs. Cincinnati, 11/3/07	Brady White (50), at Memphis, 11/7/20
Player attempted 40-49 passes:	Jordan McCloud (46), vs. UCF, 11/27/20	Anthony Russo (42) at Temple, 10/17/20
Player completed 30-39 passes:	Jordan McCloud (32), vs. UCF, 11/27/20	Brady White (30) at Memphis, 11/7/20
Player completed 25-29 passes:	Blake Barnett (29), vs. Tulane, 11/3/18	Holton Ahlers (28), at ECU 10/26/19
Player passed for more than 400 yards:	Jordan McCloud (404), vs. UCF, 11/27/20	Brady White (437) at Memphis, 11/7/20
Player passed for more than 300 yards:	Jordan McCloud (404), vs. UCF, 11/27/20	Dillon Gabriel (336), vs. UCF, 11/27/20
Player threw five touchdowns:	Marquel Blackwell (5), at East Carolina, 10/19/02	D'Eriq King (5), at Houston, 10/27/18
Player threw four touchdowns:	Jordan McCloud (4), vs. UCF, 11/27/20	Dillon Gabriel (4), vs. UCF, 11/27/20
Player threw three touchdowns:	Jordan McCloud (4), vs. UCF, 11/27/20	Dillon Gabriel (4), vs. UCF, 11/27/20
Player threw a TD of 70 yards or more:	Noah Johnson-Kelley Joiner (75) at Memphis, 11/7/20	T. Marshall to C. Lynch (81), vs. Georgia Tech, 9/8/18
Player threw a TD of 60-70 yards or more:	Blake Barnett-Darnell Salomon (66), vs. ECU, 9/22/18	Brady White-Calvin Austin (65) at Memphis, 11/7/20
Player threw a TD of 50-60 yards or more:	Quinton Flowers-T. McCants (54), vs. Stony Brook, 9/2/17	Brady White to K. Jones (50), vs. Memphis, 11/23/19
	RECEIVING	
Player caught 10 passes:	Bryce Miller (11), vs. UCF, 11/27/20	Jaden Blue (11), vs. Temple, 11/17/19
Player had 100 receiving yards:	Bryce Miller (121), vs. UCF, 11/27/20	Jacob Harris (110), vs. UCF, 11/27/20
USF player with three straight 100-yard games:	Andre Davis (113), vs. SMU, 11/26/13; (110) vs. Memphis, 11/16/13; (134), vs. Houston, 10/31/13	
	TOTAL OFFENSE	
Player had 600-plus yards:	Quinton Flowers (605), at UCF, 11/24/17	
Player had 400-600 yards:	Jordan McCloud (411), vs. UCF, 11/27/20	Brady White (451) at Memphis, 11/7/20
QB Had 100+ yards RUSHING & 400+ PASSING:	Quinton Flowers, 102 rush, 503 pass, at UCF, 11/24/17	D'Eriq King, 134 rush, 419 pass, at Houston, 10/27/18
QB had 100+ yards RUSHING & 200-400 PASSING:	Quinton Flowers, 106 rush, 311 pass, vs. Texas Tech, 12/23/17	Will Worth, 129 rush, 299 pass, vs. Navy, 10/28/16
	DEFENSE	
Player intercepted three or more passes:	J.R. Reed (3), at Memphis, 11/29/03	Bobby McCain (3), vs. Memphis, 11/16/13
Player intercepted two or more passes:	Deatrick Nichols (2), vs. Temple, 9/21/17	Rodney Clemons (2), vs. SMU, 9/28/19
Player recovered two or more fumbles:	Greg Reaves (2), vs. SC State, 9/14/19	Jacob Martin (2), vs. Temple, 9/21/17
Player recorded four or more sacks:	George Selvie (4), vs. Elon, 9/1/07	Never
Player recorded three sacks:	Deadrin Senat (3), vs. Texas Tech, 12/23/17	Landon Woodson (3), vs. UCF, 11/27/20
Player recorded 15 or more tackles:	Patrick Macon (15), vs. Wisconsin, 8/30/19	D. Spencer (15), at UCF, 11/26/15
Player returned an interception for a touchdown:	Bentlee Sanders (38) at Memphis, 11/7/20	Z. Collins (38) vs. Tulsa 10/23/20
Player returned a fumble for a touchdown:	Vincent Davis (12), at UMass, 10/6/18	Darek Parish (85) at Houston, 11/14/20
Player recorded 4.0 tackles for loss or more:	Patrick Macon (4), vs. Wisconsin, 8/30/19	Juwuan Johnson (4.0), vs. Northern Illinois, 9/10/16
	PUNTING	
Player recorded four 50-yard punts:	Trent Schneider (4), vs. UCF, 11/23/18	Dane Roy (4), vs. Houston, 10/28/17
Player recorded a 60-yard punt:	Andrew Stokes (66) at NC State, 9/2/21	James Smith (60), at Cincinnati, 10/3/20
Player recorded two 60-yard punts:	Andrew Stokes (66 & 61) at NC State, 9/2/21	NEVER
	SCORING	
Player scored at least four touchdowns:	Marlon Mack (4), vs. Western Carolina, 8/30/14	Jonathan Taylor (4, 2 rush, 2 rec), vs. Wisconsin, 8/30/19
Player scored at least three touchdowns:	Johnny Ford (3), vs. UConn, 10/20/18	Jacob Harris (3), vs. UCF, 11/27/20
Player caught at least two touchdown passes:	B. Miller (2), D. Dukes (2), vs. UCF, 11/27/20	Jacob Harris (3), vs. UCF, 11/27/20
Player rushed for at least three touchdowns:	Johnny Ford (3), vs. UConn, 10/20/18	Ian Book (3 Rush), at Notre Dame (9/19/20)
Player kicked (made) four+ field goals:	Spencer Shrader (4) at Memphis, 11/7/20	Chase McLaughlin (4), at Illinois, 9/15/18
Player kicked (made) three+ field goals:	Spencer Shrader (4) at Memphis, 11/7/20	Jake Olroyd, vs. BYU, 10/12/19
Player returned a kickoff for a touchdown:	Terrence Horne (98, 97), vs. Georgia Tech, 9/8/18	Tre Tucker (97), at Cincinnati, 10/3/20
Player returned a punt for a touchdown:	Omarion Dollison (0), vs. The Citadel, 9/12/20	Marcus Jones (73) at Houston, 11/14/20
Player returned an interception for a touchdown:	Daquan Evans (51) at Memphis, 11/7/20	Z. Collins (38) vs. Tulsa 10/23/20
Player returned a fumble for a touchdown:	Vincent Davis (12), at UMass, 10/6/18	Darek Parish (85) at Houston, 11/14/20
Player recovered a fumble in the end zone for a touchdown:	Jake Sims, vs. Rutgers, 11/3/10	Jimmy Gaines, vs. Miami, 9/28/13
Player returned (or recovered) a blocked punt for a touchdown:	Andre Davis (11), vs. Florida A&M, 9/17/11	Jordan Botelho, at Notre Dame (9/19/20)
Player returned a blocked field goal attempt for a touchdown:	Nate Godwin (75), vs. Cincinnati, 10/5/13	Rod Davis (61), vs. Southern Miss, 10/25/03
Player scored on a two-point conversion attempt:	Randall St. Felix from Blake Barnett, at Illinois, 9/15/18	Mike Dudek, pass from Jeff George Jr., Illinois, 9/15/17
Player kicked a game-winning field goal	Coby Weiss at Tulsa, 10/12/18 (22 yards with :02 remaining)	Sam Crosa, vs. Cincinnati, 11/16/19 (37 yards with :03 remaining)

GAME 1: NC STATE 45, USF 0

CARTER-FINLEY STADIUM • RALEIGH, N.C.

SEPT. 2, 2021 • 7:30 P.M. • ACC NETWORK

RALEIGH, N.C., – The USF football team opened the 2021 season presented by Tampa General Hospital with a 45-0 loss at NC State Thursday night in Raleigh, N.C. with 52,633 on hand at Carter-Finley Stadium.

USF struggled offensively for much of the game, but did show some big play ability and built some momentum and sustained drives under freshman quarterback Timmy McClain, who stepped in for starter Cade Fortin midway through the second quarter. Following McClain's second interception of the game late in the third quarter, Fortin returned to lead the Bulls on a 15-play, 71-yard drive that ended at the NC State 4.

McClain finished 7-of-13 for 126 yards and two interceptions. Fortin went 7-of-20 for 41 yards and one interception. Xavier Weaver led Bulls' receivers with two catches for 73 yards. Defensively, the Bulls were led by linebacker Andrew Mims as he set a career high of 14 total tackles. NC State posted 525 yards of offense, led by a strong performance from running back Zonovan Knight who ran for 163 yards and a touchdown.

USF missed some opportunities early (notably an overthrow of a streaking Jimmy Horn Jr. at midfield) and struggled to get the offense moving before NC State opened a large lead in an eventual 45-0 victory in Raleigh.

- Cade Fortin started at quarterback for the Bulls and played the first five possessions before being relieved by freshman Timmy McClain, who played most of the second and third quarters before Fortin returned late in the third quarter and led the Bulls final three possessions, including a 15-play, 71-yard drive that ended on the NC State 4. Fortin finished 7-20 for 41 yards and an interception while running for 23 yards, while McClain went 7-13 for 126 yards and two interceptions and ran for 16 yards.
- Xavier Weaver posted a career-best 73 yards receiving on two catches, including a 44-yarder from McClain.
- Andrew Mims led the Bulls defense with a career-best 14 tackles.
- NC State outgained the Bulls 525 yards to 271 and produced 27 first downs to the Bulls 15.
- NC State had two 100-yard rushers and produced 293 yards rushing on the day.
- In his first-ever football game, punter Andrew Stokes punted eight times for 361 yards

Team Statistics repeat USF vs NC State (Sep 02, 2021)			Date: Sep 02, 2021 Site: Raleigh, North Carolina Stadium: Carter-Finley Attendance: 52,633		
FULL GAME			USF	NC State	
FIRST DOWNS			13	27	
Rushing			7	11	
Passing			6	13	
Penalty			2	3	
NET YARDS RUSHING			104	293	
Rushing Attempts			32	40	
Average Per Rush			3.2	7.3	
Rushing Touchdowns			0	4	
Yards Gained Rushing			134	303	
Yards Lost Rushing			30	10	
NET YARDS PASSING			167	222	
Completions-Attempts-Int			14-33-3	17-26-1	
Average Per Attempt			5.1	8.9	
Average Per Completion			11.9	13.6	
Passing Touchdowns			0	2	
TOTAL OFFENSE YARDS			271	525	
Total offense plays			65	66	
Average Gain Per Play			4.2	8.0	
Fumbles: Number-Lost			2-0	0-0	
Penalties: Number-Yards			6-70	3-25	
PUNTS-YARDS			8-361	3-128	
Average Yards Per Punt			45.1	42.7	
Net Yards Per Punt			41.1	42.7	
Inside 20			1	3	
50+ Yards			2	1	
Touchbacks			1	0	
Fair catch			2	1	
KICKOFF-YARDS			1-65	8-517	
Average Yards Per Kickoff			65.0	64.6	
Net Yards Per Kickoff			40	43.9	
Touchbacks			0	4	
Fair Catch Yards			0	0	
Punt returns: Number-Yards-TD			0-0-0	2-12-0	
Average Per Return			0.0	6.0	
Kickoff returns: Number-Yds-TD			4-66-0	1-25-0	
Average Per Return			16.5	25.0	
Interceptions: Number-Yds-TD			1-27-0	3-22-0	
Fumble Returns: Number-Yds-TD			0-0-0	0-0-0	
Miscellaneous Yards			0	0	
Possession Time			30:48	29:12	
1st Quarter			06:16	08:44	
2nd Quarter			08:43	06:17	
3rd Quarter			08:01	06:59	
4th Quarter			07:12	07:12	
Third Down Conversions			3-16	8-13	
Fourth Down Conversions			1-1	1-1	
Red-Zone Scores-Chances			0-2	5-5	
Touchdowns			0-2	4-5	
Field goals			0-2	1-5	
Sacks By: Number-Yards			1-7	0-0	
PAT Kicks			0-0	6-6	
Field Goals			0-0	1-1	
Points off Turnover			0	1	

SCORE BY QUARTERS

Team	1st	2nd	3rd	4th	Total
USF	0	0	0	0	0
NC State	10	14	14	7	45

SCORING SUMMARY

Qtr	Time	Scoring Play	V-H
1st	09:36	NCS - #8 R.Person 33 yd pass from #13 D.Leary (#32 C.Dunn kick), 9-76, 03:26	0-7
1st	02:14	NCS - #32 C.Dunn 34 yd FG, 9-30, 03:48	0-10
2nd	12:39	NCS - #8 R.Person 11 yd rush (#32 C.Dunn kick), 6-70, 02:24	0-17
2nd	00:48	NCS - #8 R.Person 11 yd rush (#32 C.Dunn kick), 3-77, 00:22	0-24
3rd	09:30	NCS - #7 Z.Knight 46 yd rush (#32 C.Dunn kick), 4-54, 01:31	0-31
3rd	02:53	NCS - #29 C.Toude 7 yd pass from #13 D.Leary (#32 C.Dunn kick), 8-74, 03:31	0-38
4th	08:14	NCS - #3 J.Houston 1 yd rush (#32 C.Dunn kick), 11-55, 06:30	0-45

USF

RUSHING	No.	Gain	Loss	Net	TD	Lg	Avg
Jaren Mangham	5	27	1	26	0	17	5.2
Cade Fortin	5	25	2	23	0	11	4.6
Darrian Felix	8	27	6	21	0	16	2.6
Kelly Joiner Jr.	3	19	0	19	0	10	6.3
Timmy McClain	4	24	8	16	0	11	4.0
Brandon Walker	5	12	4	8	0	9	1.6
Omarion Dollison	1	0	4	-4	0	0	-4.0
Jimmy Horn Jr.	1	0	5	-5	0	0	-5.0
Totals:	32	134	30	104	0	17	3.2

PASSING	C-A-I	Yds	TD	Long	Sack
Cade Fortin	7-20-1	41	0	20	0
Timmy McClain	7-13-2	126	0	44	0
Totals:	14-33-3	167	0	44	0

RECEIVING	TAR	No.	Yards	YAC	TD	Long
Xavier Weaver	10	2	73	30	0	44
Mitchell Brinkman	2	2	35	30	0	31
Byron Miller	4	2	18	2	0	9
Darrian Felix	2	2	13	23	0	8
Latrell Williams	5	2	-5	4	0	1
Brian Battle	1	1	20	5	0	20
Omarion Dollison	3	1	10	6	0	10
Kelly Joiner Jr.	1	1	2	1	0	2
Jaren Mangham	1	1	1	3	0	1
Jimmy Horn Jr.	1	0	0	0	0	0
Sean Atkins	1	0	0	0	0	0
Yusuf Terry	1	0	0	0	0	0
Chris Carter	1	0	0	0	0	0
Totals:	33	14	167	74	0	44

PUNTING	No.	Yds	Avg	Long	In20	TB
Andrew Stokes	8	361	45.1	66	1	1
Totals:	8	361	45.1	66	1	1

RETURNS	Punt			Kickoff			Intercept		
	No	Yds	Lg	No	Yds	Lg	No	Yds	Lg
Brian Battle	0	0	0	2	49	33	0	0	0
Jimmy Horn Jr.	0	0	0	2	17	14	0	0	0
Matthew Hill	0	0	0	0	0	0	1	27	27
Totals:	0	0	0	4	66	33	1	27	27

FIELD GOALS

KICKOFFS	No.	Yards	Avg	TD	OB
Spencer Shadrer	1	65	65.0	0	0
Totals:	1	65	65.0	0	0

ALL-PURPOSE	Rush	Rcv	KR	PR	IR	TD
Brian Battle	8	20	49	0	0	77
Xavier Weaver	0	73	0	0	0	73
Mitchell Brinkman	0	35	0	0	0	35
Darrian Felix	21	13	0	0	0	34
Totals:	29	108	49	0	0	184

FUMBLES
USF: Timmy McClain 1, 0; Brian Battle 1, 0
NC State: None

USF

#	Name	Solo	Asst	Total	Sacks-Yds	TL-Yds	FF	FR-Yds	Int-Yds	BUp	Bks	QBH
59	Andrew Mims	2	12	14	0-0	0-0	0	0-0	0-0	0	0	0
5	Antonio Grier	3	5	8	1-7	1-7	0	0-0	0-0	0	0	0
0	Daquean Evans	4	3	7	0-0	0-0	0	0-0	0-0	0	0	0
11	Dwayne Boyles	3	4	7	0-0	0-0	0	0-0	0-0	0	0	0
1	Matthew Hill	2	5	7	0-0	0-0	0	0-0	0-0	1	27	0
22	Mekhi Luper	2	5	7	0-0	0-0	0	0-0	0-0	0	0	0
23	Thad Mangum	1	4	5	0-0	0-1	0	0-0	0-0	0	0	0
2	T.J. Robinson	2	2	4	0-0	0-0	0	0-0	0-0	0	0	0
8	Christopher Townsend	0	4	4	0-0	0-0	0	0-0	0-0	0	0	0
4	Christian Williams	2	1	3	0-0	0-0	0	0-0	0-0	0	0	0
10	Kevin Rogers	2	1	3	0-0	0-1	0	0-0	0-0	0	0	0
45	Darrian Grant	0	3	3	0-0	0-1	0	0-0	0-0	0	0	0
16	Brook Nichols	1	1	2	0-0	0-0	0	0-0	0-0	0	0	0
17	Blake Green	0	2	2	0-0	0-0	0	0-0	0-0	0	0	1
3	Vincent Davis	1	0	1	0-0	0-0	0	0-0	0-0	1	0	0
91	Rashawn Yates	0	1	1	0-0	0-0	0	0-0	0-0	0	0	0
21	Jaeton Stokes	0	1	1	0-0	0-0	0	0-0	0-0	0	0	0
99	Ryan Thornton	0	0	0	0-0	0-0	0	0-0	0-0	0	0	1
Totals	25	54	79	1-7	3-10	0	0-0	1-27	1	0	2	

NC STATE

#	Name	Solo	Asst	Total	Sacks-Yds	TL-Yds	FF	FR-Yds	Int-Yds	BUp	Bks	QBH
32	Drake Thomas	3	5	8	0-0	1-4	0	0-0	1-0	0	0	1
4	Cyrus Fagan	3	4	7	0-0	0-0	0	0-0	1-16	0	0	0
1	Isiah Moore	1	5	6	0-0	0-3	0	0-0	0-0	0	0	1
6	Jakeen Harris	3	1	4	0-0	0-0	0	0-0	0-0	0	0	0
13	Tyler Baker-Williams	3	1	4	0-0	1-5	0	0-0	0-0	1	0	1
24	Darrian Pitts	1	2	3	0-0	1-4	0	0-0	0-0	0	0	0
26	Devon Betty	1	2	3	0-0	0-0	0	0-0	0-0	0	0	0
31	Levi Jones	1	2	3	0-0	1-4	0	0-0	0-0	0	0	1
5	C.J. Clark	0	3	3	0-0	0-0	0	0-0	0-0	0	0	2
22	Teshawn Smith	2	0	2	0-0	0-0	0	0-0	0-0	1	0	0
10	Tanner Ingle	1	1	2	0-0	0-0	0	0-0	1-6	0	0	1
2	Jaylon Scott	1	1	2	0-0	1-4	0	0-0	0-0	0	0	0
16	Rakeim Ashford	1	1	2	0-0	0-0	0	0-0	0-0	0	0	0
12	Devon Boykin	1	1	2	0-0	0-0	0	0-0	0-0	0	0	0
97	Claude Larkins	1	1	2	0-0	0-0	0	0-0	0-0	0	0	0
11	Playton Wilson	0	2	2	0-0	0-1	0	0-0	0-0	0	0	0
45	Davin Vann	0	2	2	0-0	0-0	0	0-0	0-0	0	0	0
34	Nate Evans	1	0	1	0-0	0-0	0	0-0	0-0	0	0	0
82	Max Fisher	1	0	1	0-0	0-0	0	0-0	0-0	0	0	0
25	Shyheim Battle	1	0	1	0-0	0-0	0	0-0	0-0	0	0	0
56	Byronn Spears	1	0	1	0-0	0-0	0	0-0	0-0	0	0	0
8	Ricky Person	1	0	1	0-0	0-0	0	0-0	0-0	0	0	0
90	Samuel Jackson	0	1	1	0-0	0-0	0	0-0	0-0	0	1	0
42	Danny Blakeman	1	0	1	0-0	0-0	0	0-0	0-0	0	0	1
99	Daniel Joseph	0	1	1	0-0	0-1	0	0-0	0-0	0	0	0
55	Joshua Harris	0	1	1	0-0	0-0	0	0-0	0-0	0	0	0
19	Joshua Pierre-Louis	0	1	1	0-0	0-0	0	0-0	0-0	0	0	1
3	Chris Ingram	0	1	1	0-0	0-0	0	0-0	0-0	0	0	0
1	Arnell White	0	0	0	0-0	0-0	0	0-0	0-0	0	0	0
Totals		30	32	68	0-0	7-29	0	0-0	3-22	1	0	10



2021-22 South Fla. Football
Team Game-by-Game
All games

Page 1/1
as of Sep 05, 2021

		Rushing				Receiving				Passing				Kick Returns				Punt Returns				tot		
Date	Opponent	no.	yds	td	lg	no.	yds	td	lg	cmp	att	int	yds	td	lg	no.	yds	td	lg	no.	yds	td	lg	off
09/02/2021	at NC State	32	104	0	17	14	167	0	44	14	33	3	167	0	44	4	66	0	33	0	0	0	0	271
South Fla.		32	104	0	17	14	167	0	44	14	33	3	167	0	44	4	66	0	33	0	0	0	0	271
Opponents		40	293	4	46	17	232	2	51	17	26	1	232	2	51	1	25	0	25	2	12	0	9	525

South Fla. Averages

Games	Avg/ rush	Avg/ catch	Pass effic	KR avg	PR avg	All purpose avg/game	Total offense avg/game
1	3.3	11.9	66.8	16.5	0.0	364.0	271.0

Date	Opponent	Tackles				Sacks	Fumble	Pass Defense				blkd	PAT attempts				off	
		ua	a	total	tfl-yds	no-yds	ff	fr-yds	int-yds	qbh	brup	kick	kick	rush	rcv	saf	t/o	pts
09/02/2021	at NC State	25	54	79	3.0-10	1-7	0	0-0	1-27	2	1	0	0-0	0	0	0	0	0
South Fla.		25	54	79	3.0-10	1-7	0	0-0	1-27	2	1	0	0-0	0	0	0	0	0
Opponents		30	38	68	7.0-28	0-0	0	0-0	3-22	10	3	0	6-6	0	0	0	14	45

		Punting										Field Goals			Kickoffs				
Date	Opponent	no.	yds	avg	long	blkd	tb	fc	50+	i20	md-att	long	blkd	no.	yds	avg	tb	ob	
09/02/2021	at NC State	8	361	45.1	66	0	1	2	2	1	0-0	0	0	1	65	65.0	0	0	
South Fla.		8	361	45.1	66	0	1	2	2	1	0-0	0	0	1	65	65.0	0	0	
Opponents		3	128	42.7	57	0	0	1	1	3	1-1	34	0	8	517	64.6	4	0	



2021-22 South Fla. Football
Opponents Game-by-Game
All games

Page 1/1
as of Sep 05, 2021

		Rushing				Receiving				Passing				Kick Returns				Punt Returns				tot		
Date	Opponent	no.	yds	td	lg	no.	yds	td	lg	cmp	att	int	yds	td	lg	no.	yds	td	lg	no.	yds	td	lg	off
09/02/2021	at NC State	40	293	4	46	17	232	2	51	17	26	1	232	2	51	1	25	0	25	2	12	0	9	525
Opponents		40	293	4	46	17	232	2	51	17	26	1	232	2	51	1	25	0	25	2	12	0	9	525
South Fla.		32	104	0	17	14	167	0	44	14	33	3	167	0	44	4	66	0	33	0	0	0	0	271

Opponents Averages

Games	Avg/ rush	Avg/ catch	Pass effc	KR avg	PR avg	All purpose avg/game	Total offense avg/game
1	7.3	13.6	158.0	25.0	6.0	584.0	525.0

Date	Opponent	Tackles				Sacks	Fumble	Pass Defense				blkd	PAT attempts				off	
		ua	a	total	tfl-yds	no-yds	ff	fr-yds	int-yds	qbh	brup	kick	kick	rush	rcv	saf	t/o	pts
09/02/2021	at NC State	30	38	68	7.0-28	0-0	0	0-0	3-22	10	3	0	6-6	0	0	0	14	45
Opponents		30	38	68	7.0-28	0-0	0	0-0	3-22	10	3	0	6-6	0	0	0	14	45
South Fla.		25	54	79	3.0-10	1-7	0	0-0	1-27	2	1	0	0-0	0	0	0	0	0

Date	Opponent	Punting										Field Goals			Kickoffs				
		no.	yds	avg	long	blkd	tb	fc	50+	i20	md-att	long	blkd	no.	yds	avg	tb	ob	
09/02/2021	at NC State	3	128	42.7	57	0	0	1	1	3	1-1	34	0	8	517	64.6	4	0	
Opponents		3	128	42.7	57	0	0	1	1	3	1-1	34	0	8	517	64.6	4	0	
South Fla.		8	361	45.1	66	0	1	2	2	1	0-0	0	0	1	65	65.0	0	0	



2021-22 South Fla. Football
Overall Team Statistics
All games

Page 1/2
as of Sep 05, 2021

Team Statistics

	USF	OPP
Scoring	0	45
Points per game	0.0	45.0
Points Off Turnovers	0	14
First Downs	15	27
Rushing	7	11
Passing	6	13
Penalty	2	3
Rushing Yardage	104	293
Yards gained rushing	134	303
Yards lost rushing	30	10
Rushing attempts	32	40
Average per rush	3.3	7.3
Average per game	104.0	293.0
TDs Rushing	0	4
Passing Yardage	167	232
Comp-Att-Int	14-33-3	17-26-1
Average per pass	5.1	8.9
Average per catch	11.9	13.6
Average per game	167.0	232.0
TDs Passing	0	2
Total offense	271	525
Total plays	65	66
Average per play	4.2	8.0
Average per game	271.0	525.0
Kick returns: #-Yards	4-66	1-25
Punt returns: #-Yards	0-0	2-12
Int returns: #-Yards	1-27	3-22
Kick return average	16.5	25.0
Punt return average	0.0	6.0
Int return average	27.0	7.3
Fumbles-Lost	2-0	0-0
Penalties-Yards	6-70	3-25
Average per game	70.0	25.0
Punts-Yards	8-361	3-128
Average per punt	45.1	42.7
Net punt average	41.1	42.7
Kickoffs-Yards	1-65	8-517
Average per kick	65.0	64.6
Net kick average	40.0	43.9
Time of possession / game	30:48	29:12
3rd-down conversion	3/16	8/13
3rd-down pct	19%	62%
4rd-down conversion	0/1	1/1



2021-22 South Fla. Football
Overall Team Statistics
All games

Page 2/2
as of Sep 05, 2021

	USF	OPP
4rd-down pct	0%	100%
Sacks by-Yards	1-7	0-0
Misc Yards	0	0
Touchdowns scored	0	6
Field goals - attempts	0-0	1-1
On-Side kicks	0-0	0-0
Red-zone scores	(0-2) 0%	(5-5) 100%
Red-zone touchdowns	(0-2) 0%	(4-5) 80%
PAT-attempts	(0-0) 0%	(6-6) 100%
Attendance	0	52633
Games / Avg per game	0/0	1/52633
Neutral site games	-	0/0

Score by Periods

Team	1st	2nd	3rd	4th	OT	TOT
South Fla.	0	0	0	0	0	0
Opponents	10	14	14	7	0	45



2021-22 South Fla. Football
Overall Defense Statistics
All games

Page 1/1
as of Sep 05, 2021

Team Defense

##	Player	gp	Tackles				Sacks	Pass defense			Fumbles		blkd	
			ua	a	tot	tfl/yds		int-yds	brup	qbh	fr-yds	ff	kick	saf
59	Andrew Mims	1	2	12	14
5	Antonio Grier	1	3	5	8	1-7	1-7
11	Dwayne Boyles	1	3	4	7
0	Daquan Evans	1	4	3	7
22	Mekhi LaPointe	1	2	5	7
1	Matthew Hill	1	2	5	7	.	.	1-27
23	Thad Mangum	1	1	4	5	0.5-1
8	Christopher Townsel	1	.	4	4
2	TJ Robinson	1	2	2	4
45	Darrien Grant	1	.	3	3	0.5-1
4	Christian Williams	1	2	1	3
10	Kevin Kegler	1	2	1	3	0.5-1
16	Brock Nichols	1	1	1	2
17	Blake Green	1	.	2	2	1
3	Vincent Davis	1	1	.	1	.	.	.	1
91	Rashawn Yates	1	.	1	1	0.5-0
21	Jaalen Stokes	1	.	1	1
99	Ryan Thaxton	1	1
Totals		1	25	54	79	3-10	1-7	1-27	1	2	0-0	0	0	0
Opponents		1	30	38	68	7-28	0-0	3-22	3	10	0-0	0	0	0



2021-22 South Fla. Football
Team Game Highs
All games

Page 1/1
as of Sep 05, 2021

South Fla. - Game Highs

RUSHES	32	at NC State (09/02/2021)
YARDS RUSHING	104	at NC State (09/02/2021)
YARDS PER RUSH	3.3	at NC State (09/02/2021)
TD RUSHES	0	at NC State (09/02/2021)
PASS ATTEMPTS	33	at NC State (09/02/2021)
PASS COMPLETIONS	14	at NC State (09/02/2021)
YARDS PASSING	167	at NC State (09/02/2021)
YARDS PER PASS	5.1	at NC State (09/02/2021)
TD PASSES	0	at NC State (09/02/2021)
TOTAL PLAYS	65	at NC State (09/02/2021)
TOTAL OFFENSE	271	at NC State (09/02/2021)
YARDS PER PLAY	4.2	at NC State (09/02/2021)
POINTS	0	at NC State (09/02/2021)
SACKS BY	1	at NC State (09/02/2021)
FIRST DOWNS	15	at NC State (09/02/2021)
PENALTIES	6	at NC State (09/02/2021)
PENALTY YARDS	70	at NC State (09/02/2021)
TURNOVERS	3	at NC State (09/02/2021)
PUNTS	8	at NC State (09/02/2021)
PUNTING AVG	45.1	at NC State (09/02/2021)
LONG PUNT	66	at NC State (09/02/2021)
PUNTS INSIDE 20	1	at NC State (09/02/2021)
LONG PUNT RETURN	0	at NC State (09/02/2021)



2021-22 South Fla. Football
Opponent Match Highs
All games

Page 1/1
as of Sep 05, 2021

Opponent - Game Highs

RUSHES	40	at NC State (09/02/2021)
YARDS RUSHING	293	at NC State (09/02/2021)
YARDS PER RUSH	7.3	at NC State (09/02/2021)
TD RUSHES	4	at NC State (09/02/2021)
PASS ATTEMPTS	26	at NC State (09/02/2021)
PASS COMPLETIONS	17	at NC State (09/02/2021)
YARDS PASSING	232	at NC State (09/02/2021)
YARDS PER PASS	8.9	at NC State (09/02/2021)
TD PASSES	2	at NC State (09/02/2021)
TOTAL PLAYS	66	at NC State (09/02/2021)
TOTAL OFFENSE	525	at NC State (09/02/2021)
YARDS PER PLAY	8.0	at NC State (09/02/2021)
POINTS	45	at NC State (09/02/2021)
SACKS BY	0	at NC State (09/02/2021)
FIRST DOWNS	27	at NC State (09/02/2021)
PENALTIES	3	at NC State (09/02/2021)
PENALTY YARDS	25	at NC State (09/02/2021)
TURNOVERS	1	at NC State (09/02/2021)
PUNTS	3	at NC State (09/02/2021)
PUNTING AVG	42.7	at NC State (09/02/2021)
LONG PUNT	57	at NC State (09/02/2021)
PUNTS INSIDE 20	3	at NC State (09/02/2021)
LONG PUNT RETURN	9	at NC State (09/02/2021)



2021-22 South Fla. Football
Team Match Lows
All games

Page 1/1
as of Sep 05, 2021

South Fla. - Game Lows

RUSHES	32	at NC State (09/02/2021)
YARDS RUSHING	104	at NC State (09/02/2021)
YARDS PER RUSH	3.3	at NC State (09/02/2021)
TD RUSHES	0	at NC State (09/02/2021)
PASS ATTEMPTS	33	at NC State (09/02/2021)
PASS COMPLETIONS	14	at NC State (09/02/2021)
YARDS PASSING	167	at NC State (09/02/2021)
YARDS PER PASS	5.1	at NC State (09/02/2021)
TD PASSES	0	at NC State (09/02/2021)
TOTAL PLAYS	65	at NC State (09/02/2021)
TOTAL OFFENSE	271	at NC State (09/02/2021)
YARDS PER PLAY	4.2	at NC State (09/02/2021)
POINTS	0	at NC State (09/02/2021)
SACKS BY	1	at NC State (09/02/2021)
FIRST DOWNS	15	at NC State (09/02/2021)
PENALTIES	6	at NC State (09/02/2021)
PENALTY YARDS	70	at NC State (09/02/2021)
INTERCEPTIONS BY	1	at NC State (09/02/2021)
PUNTS	8	at NC State (09/02/2021)
PUNTING AVG	45.1	at NC State (09/02/2021)
LONG PUNT	66	at NC State (09/02/2021)
PUNTS INSIDE 20	1	at NC State (09/02/2021)
LONG PUNT RETURN	0	at NC State (09/02/2021)



2021-22 South Fla. Football
Opponent Match Lows
All games

Page 1/1
as of Sep 05, 2021

Opponent - Game Lows

RUSHES	40	at NC State (09/02/2021)
YARDS RUSHING	293	at NC State (09/02/2021)
YARDS PER RUSH	7.3	at NC State (09/02/2021)
TD RUSHES	4	at NC State (09/02/2021)
PASS ATTEMPTS	26	at NC State (09/02/2021)
PASS COMPLETIONS	17	at NC State (09/02/2021)
YARDS PASSING	232	at NC State (09/02/2021)
YARDS PER PASS	8.9	at NC State (09/02/2021)
TD PASSES	2	at NC State (09/02/2021)
TOTAL PLAYS	66	at NC State (09/02/2021)
TOTAL OFFENSE	525	at NC State (09/02/2021)
YARDS PER PLAY	8.0	at NC State (09/02/2021)
POINTS	45	at NC State (09/02/2021)
SACKS BY	0	at NC State (09/02/2021)
FIRST DOWNS	27	at NC State (09/02/2021)
PENALTIES	3	at NC State (09/02/2021)
PENALTY YARDS	25	at NC State (09/02/2021)
INTERCEPTIONS BY	3	at NC State (09/02/2021)
PUNTS	3	at NC State (09/02/2021)
PUNTING AVG	42.7	at NC State (09/02/2021)
LONG PUNT	57	at NC State (09/02/2021)
PUNTS INSIDE 20	3	at NC State (09/02/2021)
LONG PUNT RETURN	9	at NC State (09/02/2021)



2021-22 South Fla. Football
Individual Game Highs
All games

Page 1/1
as of Sep 05, 2021

South Fla. - Individual Game Highs

RUSHES	8	Darrian Felix at NC State (09/02/2021)
YARDS RUSHING	26	Jaren Mangham at NC State (09/02/2021)
TD RUSHES	none	
LONG RUSH	17	Jaren Mangham at NC State (09/02/2021)
PASS ATTEMPTS	20	Cade Fortin at NC State (09/02/2021)
PASS COMPLETIONS	7	Cade Fortin at NC State (09/02/2021)
	7	Timmy McClain at NC State (09/02/2021)
YARDS PASSING	126	Timmy McClain at NC State (09/02/2021)
TD PASSES	none	
LONG PASS	44	Timmy McClain at NC State (09/02/2021)
RECEPTIONS	2	Xavier Weaver at NC State (09/02/2021)
	2	Darrian Felix at NC State (09/02/2021)
	2	Mitchell Brinkman at NC State (09/02/2021)
	2	Bryce Miller at NC State (09/02/2021)
	2	Latrell Williams at NC State (09/02/2021)
YARDS RECEIVING	73	Xavier Weaver at NC State (09/02/2021)
TD RECEPTIONS	none	
LONG RECEPTION	44	Xavier Weaver at NC State (09/02/2021)
PUNTS	8	Andrew Stokes at NC State (09/02/2021)
PUNTING AVG	45.1	Andrew Stokes at NC State (09/02/2021)
LONG PUNT	66	Andrew Stokes at NC State (09/02/2021)
PUNTS INSIDE 20	1	Andrew Stokes at NC State (09/02/2021)
LONG PUNT RETURN	none	
LONG KICKOFF RETURN	33	Brian Battie at NC State (09/02/2021)
TACKLES	14	Andrew Mims at NC State (09/02/2021)
SACKS	1	Antonio Grier at NC State (09/02/2021)
TACKLES FOR LOSS	1	Antonio Grier at NC State (09/02/2021)



2021-22 South Fla. Football
Individual Statistics
All games

Page 1/2
as of Sep 05, 2021

Rushing

Player	gp	att	gain	loss	net	avg	td	lg	avg/g
Jaren Mangham	1	5	27	1	26	5.2	0	17	26.0
Cade Fortin	1	5	25	2	23	4.6	0	11	23.0
Darrian Felix	1	8	27	6	21	2.6	0	16	21.0
Kelly Joiner Jr.	1	3	19	0	19	6.3	0	10	19.0
Timmy McClain	1	4	24	8	16	4.0	0	11	16.0
Brian Battie	1	5	12	4	8	1.6	0	9	8.0
Omarion Dollison	1	1	0	4	-4	-4.0	0	0	-4.0
Jimmy Horn Jr.	1	1	0	5	-5	-5.0	0	0	-5.0
Total	1	32	134	30	104	3.3	0	17	104.0
Opponents	1	40	303	10	293	7.3	4	46	293.0

Passing

Player	gp	effic	comp-att-int	pct	yds	td	lg	avg/g
Cade Fortin	1	42.2	7-20-1	35.0	41	0	20	41.0
Timmy McClain	1	104.5	7-13-2	53.8	126	0	44	126.0
Total	1	66.8	14-33-3	42.4	167	0	44	167.0
Opponents	1	158.0	17-26-1	65.4	232	2	51	232.0

Receiving

Player	gp	no.	yds	avg	td	lg	avg/g
Darrian Felix	1	2	13	6.5	0	8	13.0
Bryce Miller	1	2	18	9.0	0	9	18.0
Latrell Williams	1	2	-5	-2.5	0	1	-5.0
Xavier Weaver	1	2	73	36.5	0	44	73.0
Mitchell Brinkman	1	2	35	17.5	0	31	35.0
Kelly Joiner Jr.	1	1	2	2.0	0	2	2.0
Jaren Mangham	1	1	1	1.0	0	1	1.0
Brian Battie	1	1	20	20.0	0	20	20.0
Omarion Dollison	1	1	10	10.0	0	10	10.0
Total	1	14	167	11.9	0	44	167.0
Opponents	1	17	232	13.6	2	51	232.0

Punt Returns

Player	no.	yds	avg	td	lg
Total	0	0	0.0	0	0
Opponents	2	12	6.0	0	9

Interceptions

Player	no.	yds	avg	td	lg
Matthew Hill	1	27	27.0	0	27
Total	1	27	27.0	0	27
Opponents	3	22	7.3	0	16

Kick Returns

Player	no.	yds	avg	td	lg
Brian Battie	2	49	24.5	0	33
Jimmy Horn Jr.	2	17	8.5	0	14
Total	4	66	16.5	0	33
Opponents	1	25	25.0	0	25

Fumble Returns

Player	no.	yds	avg	td	lg
Total	0	0	0.0	0	0
Opponents	0	0	0.0	0	0



**2021-22 South Fla. Football
Individual Statistics
All games**

Page 2/2
as of Sep 05, 2021

Scoring

Player	td	fg	PAT				dxd	saf	pts
			kick	rush	rcv	pass			
Total	0	0-0	0-0	0	0	0	0	0	0
Opponents	6	1-1	6-6	0	0	0	0	0	45

Field Goals

Player	fg	pct.	01-19	20-29	30-39	40-49	50-99	lg	blk
Opponents	1-1	100.0	0-0	0-0	1-1	0-0	0-0	34	0

FG Sequence

Team Name	South Fla.	Opponents
NC State		(34)

Numbers in (parentheses) indicate field goal was made

Total Offense

Player	g	plays	rush	pass	total	avg/g
Timmy McClain	1	17	16	126	142	142.0
Cade Fortin	1	25	23	41	64	64.0
Jaren Mangham	1	5	26	0	26	26.0
Darrian Felix	1	8	21	0	21	21.0
Kelly Joiner Jr.	1	3	19	0	19	19.0
Brian Battie	1	5	8	0	8	8.0
Omarion Dollison	1	1	-4	0	-4	-4.0
Jimmy Horn Jr.	1	1	-5	0	-5	-5.0
Total	1	65	104	167	271	271.0
Opponents	1	66	293	232	525	525.0

Punting

Player	no.	yds	avg	lg	tb	fc	i20	50+	blk
Andrew Stokes	8	361	45.1	66	1	2	1	2	0
Total	8	361	45.1	66	1	2	1	2	0
Opponents	3	128	42.7	57	0	1	3	1	0

Kickoffs

Player	no.	yds	avg	tb	ob	retn	net	ydln
Spencer Shrader	1	65	65.0	0	0			
Total	1	65	65.0	0	0	1	40	25
Opponents	8	517	64.6	4	0	4	43.9	21

All Purpose

Player	g	rush	rcv	pr	kr	ir	total	avg/g
Brian Battie	1	8	20	0	49	0	77	77.0
Xavier Weaver	1	0	73	0	0	0	73	73.0
Mitchell Brinkman	1	0	35	0	0	0	35	35.0
Darrian Felix	1	21	13	0	0	0	34	34.0
Matthew Hill	1	0	0	0	0	27	27	27.0
Jaren Mangham	1	26	1	0	0	0	27	27.0
Cade Fortin	1	23	0	0	0	0	23	23.0
Kelly Joiner Jr.	1	19	2	0	0	0	21	21.0
Bryce Miller	1	0	18	0	0	0	18	18.0
Timmy McClain	1	16	0	0	0	0	16	16.0
Jimmy Horn Jr.	1	-5	0	0	17	0	12	12.0
Omarion Dollison	1	-4	10	0	0	0	6	6.0
Latrell Williams	1	0	-5	0	0	0	-5	-5.0
Total	1	104	167	0	66	27	364	364.0
Opponents	1	293	232	12	25	22	584	584.0



2021-22 South Fla. Football Combined Team Statistics All games

Page 1/3
as of Sep 05, 2021

Team Results

Date	Opponent		Score	Att.
09/02/2021	at NC State	L	0-45	52633

Rushing

Player	gp	att	gain	loss	net	avg	td	lg	avg/g
Jaren Mangham	1	5	27	1	26	5.2	0	17	26.0
Cade Fortin	1	5	25	2	23	4.6	0	11	23.0
Darrian Felix	1	8	27	6	21	2.6	0	16	21.0
Kelly Joiner Jr.	1	3	19	0	19	6.3	0	10	19.0
Timmy McClain	1	4	24	8	16	4.0	0	11	16.0
Brian Battie	1	5	12	4	8	1.6	0	9	8.0
Omarion Dollison	1	1	0	4	-4	-4.0	0	0	-4.0
Jimmy Horn Jr.	1	1	0	5	-5	-5.0	0	0	-5.0
Total	1	32	134	30	104	3.3	0	17	104.0
Opponents	1	40	303	10	293	7.3	4	46	293.0

Passing

Player	gp	effic	comp-att-int	pct	yds	td	lg	avg/g
Cade Fortin	1	42.2	7-20-1	35.0	41	0	20	41.0
Timmy McClain	1	104.5	7-13-2	53.8	126	0	44	126.0
Total	1	66.8	14-33-3	42.4	167	0	44	167.0
Opponents	1	158.0	17-26-1	65.4	232	2	51	232.0

Receiving

Player	gp	no.	yds	avg	td	lg	avg/g
Darrian Felix	1	2	13	6.5	0	8	13.0
Bryce Miller	1	2	18	9.0	0	9	18.0
Latrell Williams	1	2	-5	-2.5	0	1	-5.0
Xavier Weaver	1	2	73	36.5	0	44	73.0
Mitchell Brinkman	1	2	35	17.5	0	31	35.0
Kelly Joiner Jr.	1	1	2	2.0	0	2	2.0
Jaren Mangham	1	1	1	1.0	0	1	1.0
Brian Battie	1	1	20	20.0	0	20	20.0
Omarion Dollison	1	1	10	10.0	0	10	10.0
Total	1	14	167	11.9	0	44	167.0
Opponents	1	17	232	13.6	2	51	232.0

Game Records

Record	Overall	Home	Away	Neutral
ALL GAMES	0-1	0-0	0-1	0-0
CONFERENCE	0-0	0-0	0-0	0-0
NON-CONFERENCE	0-1	0-0	0-1	0-0

Team Statistics

	USF	OPP
First Downs	15	27
Rushing	7	11
Passing	6	13
Penalty	2	3
Rushing Yardage	104	293
Rushing attempts	32	40
Average per rush	3.3	7.3
Average per game	104.0	293.0
TDs Rushing	0	4
Passing Yardage	167	232
Comp-Att-Int	14-33-3	17-26-1
Average per pass	5.1	8.9
Average per catch	11.9	13.6
Average per game	167.0	232.0
TDs Passing	0	2
Total offense	271	525
Average per play	4.2	8.0
Average per game	271.0	525.0
Kick returns: #-Yards	4-66	1-25
Punt returns: #-Yards	0-0	2-12
Int returns: #-Yards	1-27	3-22
Fumbles-Lost	2-0	0-0
Penalties-Yards	6-70	3-25
Punts-Avg	8-45.1	3-42.7
Time of possession / game	30:48	29:12
3rd-down conversion	3/16	8/13
4rd-down conversion	0/1	1/1

Interceptions

Player	no.	yds	avg	td	lg
Matthew Hill	1	27	27.0	0	27
Total	1	27	27.0	0	27
Opponents	3	22	7.3	0	16



2021-22 South Fla. Football
Combined Team Statistics
All games

Page 2/3
as of Sep 05, 2021

Field Goals

Player	fg	pct.	01-19	20-29	30-39	40-49	50-99	lg	blk
Opponents	1-1	100.0	0-0	0-0	1-1	0-0	0-0	34	0

Scoring

Player	td	fg	PAT				dxp	saf	pts
			kick	rush	rcv	pass			
Total	0	0-0	0-0	0	0	0	0	0	0
Opponents	6	1-1	6-6	0	0	0	0	0	45

Score by Periods

Team	1st	2nd	3rd	4th	OT	TOT
South Fla.	0	0	0	0	0	0
Opponents	10	14	14	7	0	45

Punting

Player	no.	yds	avg	lg	tb	fc	i20	50+	blk
Andrew Stokes	8	361	45.1	66	1	2	1	2	0
Total	8	361	45.1	66	1	2	1	2	0
Opponents	3	128	42.7	57	0	1	3	1	0

Punt Returns

Player	no.	yds	avg	td	lg
Total	0	0	0.0	0	0
Opponents	2	12	6.0	0	9

Kick Returns

Player	no.	yds	avg	td	lg
Brian Battie	2	49	24.5	0	33
Jimmy Horn Jr.	2	17	8.5	0	14
Total	4	66	16.5	0	33
Opponents	1	25	25.0	0	25

All Purpose

Player	g	rush	rcv	pr	kr	ir	total	avg/g
Brian Battie	1	8	20	0	49	0	77	77.0
Xavier Weaver	1	0	73	0	0	0	73	73.0
Mitchell Brinkman	1	0	35	0	0	0	35	35.0
Darrian Felix	1	21	13	0	0	0	34	34.0
Matthew Hill	1	0	0	0	0	27	27	27.0
Jaren Mangham	1	26	1	0	0	0	27	27.0
Cade Fortin	1	23	0	0	0	0	23	23.0
Kelly Joiner Jr.	1	19	2	0	0	0	21	21.0
Bryce Miller	1	0	18	0	0	0	18	18.0
Timmy McClain	1	16	0	0	0	0	16	16.0
Jimmy Horn Jr.	1	-5	0	0	17	0	12	12.0
Omarion Dollison	1	-4	10	0	0	0	6	6.0
Latrell Williams	1	0	-5	0	0	0	-5	-5.0
Total	1	104	167	0	66	27	364	364.0
Opponents	1	293	232	12	25	22	584	584.0

Total Offense

Player	g	plays	rush	pass	total	avg/g
Timmy McClain	1	17	16	126	142	142.0
Cade Fortin	1	25	23	41	64	64.0
Jaren Mangham	1	5	26	0	26	26.0
Darrian Felix	1	8	21	0	21	21.0
Kelly Joiner Jr.	1	3	19	0	19	19.0
Brian Battie	1	5	8	0	8	8.0
Omarion Dollison	1	1	-4	0	-4	-4.0
Jimmy Horn Jr.	1	1	-5	0	-5	-5.0
Total	1	65	104	167	271	271.0
Opponents	1	66	293	232	525	525.0

Team Defense

			Tackles				Sacks	Pass defense			Fumbles	blkd		
##	Player	gp	ua	a	tot	tfl/yds	no-yds	int-yds	brup	qbh	fr-yds	ff	kick	saf



2021-22 South Fla. Football
Combined Team Statistics
All games

Page 3/3
as of Sep 05, 2021

##	Player	gp	Tackles				Sacks	Pass defense			Fumbles		blkd	
			ua	a	tot	tfl/yds		int-yds	brup	qbh	fr-yds	ff	kick	saf
59	Andrew Mims	1	2	12	14
5	Antonio Grier	1	3	5	8	1-7	1-7
1	Matthew Hill	1	2	5	7	.	.	1-27
0	Daquan Evans	1	4	3	7
11	Dwayne Boyles	1	3	4	7
22	Mekhi LaPointe	1	2	5	7
23	Thad Mangum	1	1	4	5	0.5-1
2	TJ Robinson	1	2	2	4
8	Christopher Townsel	1	.	4	4
10	Kevin Kegler	1	2	1	3	0.5-1
45	Darrien Grant	1	.	3	3	0.5-1
4	Christian Williams	1	2	1	3
16	Brock Nichols	1	1	1	2
17	Blake Green	1	.	2	2	1
3	Vincent Davis	1	1	.	1	.	.	.	1
91	Rashawn Yates	1	.	1	1	0.5-0
21	Jaelen Stokes	1	.	1	1
99	Ryan Thaxton	1	1
	Totals	1	25	54	79	3-10	1-7	1-27	1	2	0-0	0	0	0
	Opponents	1	30	38	68	7-28	0-0	3-22	3	10	0-0	0	0	0

collegepressbox

SINCE 2005 EVERYTHING BUT THE PREGAME MEAL



NATIONAL CHAMPIONSHIP

JANUARY 10 | INDIANAPOLIS

130 Teams
10 Conferences
44 Bowls
25 Awards

collegepressbox is the official
media website for Division I football

Access and download game notes, quotes, statistics, media guides,
headshots, logos and more for all FBS schools, conferences,
postseason games, awards and the College Football Playoff

For access, please register for an account at:
collegepressbox.com/register