

SMU

FOOTBALL

2022 GAME NOTES



GAME 10

3 NATIONAL CHAMPIONSHIPS • 26 FIRST-TEAM ALL-AMERICANS • 11 CONFERENCE CHAMPIONSHIPS • 19 BOWL GAMES • 1 HEISMAN TROPHY WINNER • 174 NFL DRAFT PICKS

CONTACT: LINDSEY OLSEN • OFFICE PHONE: 214-768-4970 • CELL PHONE: 847-344-0389 • EMAIL: LMOLSEN@SMU.EDU



vs



SATURDAY, NOV. 12, 2022 - 12 P.M. ET/11 A.M. CT
TV: ESPNU • RADIO: KTCK 96.7 FM/1310 AM
RAYMOND JAMES STADIUM • TAMPA, FLORIDA

SERIES:	Seventh Meeting (3-3)
TV:	ESPNU Kevin Brown (PxP), Hutson Mason (Analyst)
RADIO:	SMU Radio Network (KTCK 96.7 FM/1310 AM) Available on the SMU Mobile App/The Varsity Network App (Search SMU) Rich Phillips (PxP), Steve Lansdale (Analyst)

SETTING THE SCENE

- SMU hits the road for an American Athletic Conference match-up at USF on Saturday at 12 p.m. ET/11 a.m. CT on ESPNU.
- The Mustangs are coming off a record-setting 77-63 win over Houston at home Saturday. SMU set the program record and tied the AAC record for points in the first half (56), set the AAC record for most combined points in a game and set the NCAA FBS record for combined points in regulation.

QUICK HITS

- Tanner Mordecai was named the National Player of the Week by the following awards - CFPA, Walter Camp, Manning, Davey O'Brien and Earl Campbell Tyler Rose. He was also named the AAC Offensive Player of the Week.
- Bitelnikoff Watch List and Earl Campbell Tyler Rose Award Watch List selection Rashee Rice leads the nation in receiving yards (1,068) and receiving ypg (118.7) and is fifth in receptions/game (7.9) and 10th in receiving TDs (8).
- DeVere Levelston ranks third nationally with a pair of blocked kicks, while Nick Roberts is ninth in fumbles recovered (2).
- SMU is 30-13 since the start of 2019 and 17-4 at home. The total wins are the second most total and home wins for a Texas FBS team.
- The Mustangs won at least seven games each season from 2019-21, making it the longest stretch with at least seven wins since 2009-12, while 2021 marked the second eight-win season in three years. The 5-0 starts from 2019-21 were the first for the Mustangs since 1981-83. The 2021 season was the third consecutive season SMU was bowl eligible.

THE SERIES

This is the seventh meeting between SMU and USF, with the series tied 3-3. The Mustangs have won the last two meetings, including a 41-17 victory in 2021 and a 48-21 win in Tampa in 2019. All six meetings between the teams have come as members of the AAC.

ABOUT THE BULLS

USF 1-8 and 0-5 in AAC play heading into Saturday's game. The Bulls fell at Temple, 58-24, in their most recent outing. USF finished the 2021 season 2-10.

THE COACHES

- Rhett Lashlee is in his first season as the head coach at SMU and has a 5-4 record. Lashlee, who served as offensive coordinator for the Mustangs for two seasons (2018-19), served as the Offensive Coordinator at Miami in 2020 and 2021. A one-time finalist (2013) and two-time semifinalist (2019, 2020) for the Broyles Award, Lashlee has the distinction of being the only coach ever nominated for the Broyles Award four different times at four different schools (Arkansas State, Auburn, SMU, Miami).
- Special Teams Coordinator Daniel Da Prato will serve as Interim Head Coach for the remainder of the 2022 season for the Bulls. Da Prato has been at USF since December of 2019 and has previous stops at Arkansas, Colorado and Montana State among others.

@SMUFB, @RHETTLASHLEE, @SMUMUSTANGS
 /SMUFOOTBALL, /SMUMUSTANGS
 @SMUFB, @RHETT_LASHLEE, @SMU.MUSTANGS



SMU MUSTANGS

2022 SCHEDULE

9/3	at North Texas (CBSSN)	W, 48-10
9/10	LAMAR (ESPN+)	W, 45-16
9/17	at Maryland (FS1)	L, 34-27
9/24	[-/rv] TCU (ESPNU)	L, 42-34
10/5	at UCF * (ESPN2)	L, 41-19
10/14	NAVY * (ESPN)	W, 40-30
10/22	[21/19] CINCINNATI * (ESPN)	L, 29-27
10/29	at Tulsa * (ESPN+)	W, 45-34
11/5	HOUSTON * (NFL Network)	W, 77-63
11/12	at USF * (ESPNU)	11 a.m.
11/17	at Tulane * (ESPN)	6:30 p.m.
11/26	MEMPHIS *	TBD

HOME | Away | *Conference game | All Times Central | Rankings: AP/Coaches

2022 TEAM LEADERS

PASSING	G	CMP-ATT-I	PCT	YDS	TD	AVG/G
Tanner Mordecai	8	188-300-7	62.7	2500	25	312.5
Kevin Jennings	1	8-11-0	72.7	91	1	91.0

RUSHING	G	ATT	NET	AVG	TD	AVG/G
Vellton Gardner	6	63	345	5.5	1	57.5
Tyler Lavine	9	59	293	5.0	6	32.6
TJ McDaniel	8	35	171	4.9	4	21.4

RECEIVING	G	No.	Yds	AVG	TD	AVG/G
Rashee Rice	9	71	1068	15.0	8	118.7
RJ Maryland	9	19	221	11.6	4	24.6
Kelvontay Dixon	9	18	284	15.8	3	31.6

TACKLES	G	Tkls	TFL	Sacks	Int	BRUP	QBH	FF
Jimmy Phillips Jr.	9	51	6	1	-	4	2	-
Nick Roberts	9	47	1	-	3	1	-	2
Isaac Slade-Mataulia	9	43	1.5	1.5	1	2	3	-
Shanon Reid	9	41	3	-	1	1	1	-
Nelson Paul	9	37	7	5	-	-	1	1

USF BULLS

2022 SCHEDULE

9/3	BYU	L, 50-21
9/10	HOWARD	W, 42-20
9/17	at Florida	L, 31-28
9/24	at Louisville	L, 41-3
10/1	vs. ECU *	L, 48-28
10/8	at Cincinnati *	L, 28-24
10/15	TULANE *	L, 45-31
10/29	at Houston *	L, 42-27
11/5	at Temple *	L, 58-24
11/12	SMU *	11 a.m.
11/18	at Tulsa *	TBD
11/26	UCF *	TBD

HOME | Away | *Conference game | All Times Central

2022 TEAM LEADERS

PASSING	G	CMP-ATT-I	PCT	YDS	TD	AVG/G
Gerry Bohanon	7	91-160-6	56.88	1070	6	152.86
Katravis Marsh	5	46-82-1	56.10	649	6	129.80

RUSHING	G	ATT	NET	AVG	TD	AVG/G
Brian Battle	9	112	728	6.5	6	80.89
Gerry Bohanon	7	60	386	6.4	3	55.14

RECEIVING	G	No.	Yds	AVG	TD	AVG/G
Xavier Weaver	8	49	658	13.43	5	82.25
Jimmy Horn Jr.	8	23	399	17.35	3	49.88

TACKLES	G	Tkls	TFL	Sacks	Int	BRUP	QBH	FF
Dwayne Boyles	9	86	9	1	1	2	2	2
DJ Gordon IV	8	54	5.5	-	-	-	1	1
Mekhi LaPointe	8	10	2	1	1	1	-	1


PAUL LAYNE

SMU lost one of its biggest fans on Sept. 12, 2022, as SMU alum, former cheerleader and superfan Paul Layne died following a brief illness.

Layne set an unrivaled Mustang record, attending every SMU game for over 50 years, even going to Tokyo and Hawaii (EIGHT TIMES) to cheer on the Ponies. Starting when Layne attended SMU and was a team cheerleader, he attended 542 straight games.

More than once Layne had to go to extreme lengths to keep his streak alive – like the time his ex-wife remarried. He persuaded her to schedule her wedding on a Friday within driving distance of SMU’s game at Nevada the following day. So the night before the Mustangs tangled with the Wolf Pack in Reno, Layne attended the wedding in California’s Sonoma Valley, then drove 200 miles to catch the opening kickoff. In 1995, Layne attended a game dressed in a Halloween costume to disguise his case of adult-onset chicken pox, and in 2020, Layne received a special invitation from Tulane to attend SMU’s 37-34 overtime win, since Yulman Stadium was closed to spectators.

SMU is donning “PL” helmet stickers this season in Layne’s honor.



THE SERIES VS. USF [3-3]

2013	W	16-16
2014^	L	13-14
2015	L	14-38
2016^	L	27-35
2019	W	48-21
2021^	W	41-17

*Denotes home game

MEDIA INFORMATION

For all media information, including credential application information and more, visit:
SMUMUSTANGS.COM/MEDIA

SMU ATHLETICS PUBLIC RELATIONS

Lindsey Olsen: Associate Director/Football Contact
 Office: 214-768-4970/Cell: 847-344-0389
 E-mail: lmolsen@smu.edu

Brad Sutton: Sr. Associate A.D.
 Office: 214-768-1651/Cell: 214-914-8705
 E-mail: bsutton@smu.edu

Charlie Rose: Graduate Assistant

Main Public Relations Office: 214-768-2883
 Ford Stadium Press Box: 214-768-7730
 Athletics Website: SMUMustangs.com
 Twitter: @SMUMustangs, @SMU_Football
 Facebook: /SMUMustangs, /SMUFootball
 Instagram: @SMU.Mustangs, @smufb

The Official Mobile App of the Mustangs is now available. Download the app & set your notification preferences for your favorite teams.
SMUMUSTANGS.COM/APP

POSTGAME PROCEDURES

The SMU locker room will be closed to the media. Please ask a member of the SMU public relations staff prior to the game about updated postgame procedures.

WEB SITE/E-MAIL

All SMU notes, releases, rosters and stats can be accessed at SMUMustangs.com. If you wish to be added to the e-mail distribution list, please email athleticscredentials@smu.edu.



collegepressbox is the official media website for Division I football. Access and download game notes, quotes, statistics, media guides, headshots, logos and more for all FBS schools, conferences, postseason games, awards and the College Football Playoff. For access, please register for an account at collegepressbox.com/register.

LAST TIME VS. USF

DALLAS (AP) -- Tanner Mordecai threw two of his four touchdown passes in the first quarter as undefeated SMU jumped to a 16-0 lead in the first half and rolled to a 41-17 in over South Florida in the American Athletic Conference opener for both schools on Oct. 2, 2021.

Mordecai fired a 21-yard pass to Reggie Roberson, Jr. four minutes into the game to put the Mustangs on top and they pushed the lead to 17-3 by intermission. The Bulls got within a touchdown, 17-10, after Jared Mangham scored the first of his two third-quarter touchdowns on a one-yard plunge.

Mordecai completed 29 of 42 passes for 301 yards and hit Danny Gray for two of his four touchdown passes. Gray finished with seven catches for 74 yards. Tre Siggers carried 19 times for 79 yards and a touchdown for the Mustangs (5-0, 1-0).

SCORING SUMMARY

USF	0	3	14	0	17
SMU	10	7	10	14	41

Qtr	Time	Scoring play
1st	10:50	SMU - Roberson, Jr., R. 21 yd pass from Mordecai, T. (Mazza, B. kick)
	4:40	SMU - Mazza, B. 26 yd field goal
2nd	12:05	SMU - Rice, R. 10 yd pass from Mordecai, T. (Mazza, B. kick)
	4:37	USF - Shrader, S. 29 yd field goal
3rd	12:50	USF - Mangham, J. 1 yd run (Shrader, S. kick)
	8:56	SMU - Mazza, B. 30 yd field goal
	4:25	SMU - Siggers, T. 13 yd run (Mazza, B. kick)
	0:29	USF - Mangham, J. 1 yd run (Shrader, S. kick)
4th	9:32	SMU - Gray, D. 4 yd pass from Mordecai, T. (Mazza, B. kick)
	5:09	SMU - Gray, D. 5 yd pass from Mordecai, T. (Mazza, B. kick)

TEAM STATS	USF	SMU
FIRST DOWNS	19	30
RUSHES-YARDS (NET)	37-113	40-162
PASSING YDS (NET)	223	301
Passes Att-Comp-Int	22-14-0	42-29-1
TOTAL OFFENSE PLAYS-YARDS	59-336	82-463
Fumble Returns-Yards	0-0	0-0
Punt Returns-Yards	0-0	0-5
Kickoff Returns-Yards	1-19	1-39
Interception Returns-Yards	1-0	0-0
Punts (Number-Avg)	6-32.3	3-44.3
Fumbles-Lost	1-1	1-0
Penalties-Yards	8-75	4-40
Possession Time	27:11	32:49
Third-Down Conversions	2 of 11	9 of 16
Fourth-Down Conversions	1 of 1	1 of 1
Red-Zone Scores-Chances	3-4	6-6
Sacks By: Number-Yards	0-0	2-0

RUSHING: South Fla. - Battie, Brian 7-46; McClain, Timmy 13-25; Mangham, Jaren 11-21; Joiner Jr., Kell 6-21. SMU - Siggers, Tre 20-86; Mordecai, Tanner 7-28; Epton, Jr., Bran 6-27; Lavine, Tyler 7-21.

PASSING: South Fla. - McClain, Timmy 14-22-0-223. SMU - Mordecai, Tanner 29-42-1-301.

RECEIVING: South Fla. - Horn Jr., Jimmy 5-102; Weaver, Xavier 3-34; Gregory, Demarcus 2-40; Dollison, Omario 1-18; Atkins, Sean 1-14; Brinkman, Mitche 1-13; Joiner Jr., Kell 1-2. SMU - Rice, Rashee 8-71; Gray, Danny 7-74; Roberson, Jr., R 5-54; Kerley, Jordan 2-39; Daniels, Jr., Ro 2-17; Calcaterra, Gran 2-3; Lavine, Tyler 1-22; Upshaw, Austin 1-11; Epton, Jr., Bran 1-10.

HOUSTON NOTES/RECORDS

- AAC/SMU RECORD: Tanner Mordecai 9 TD passes
- AAC/SMU RECORD: Tanner Mordecai 10 total TDs responsible for (9 passing, 1 rushing)
- TIES AAC/SMU RECORD: Collin Rogers 11 PATs
- SMU/TIES AAC RECORD: 77 points in a game (SMU record was 72 vs Houston in 2012)
- SMU RECORD/TIES AAC RECORD: 56 points in the first half
- AAC RECORD: Most combined points in a game (was 117)
- NCAA RECORD: Tanner Mordecai tied the NCAA Record with 7 TD passes in the first half
- NCAA FBS RECORD: 140 combined points in an FBS record for points in regulation
- Per ESPN Stats & Info: SMU quarterback Tanner Mordecai is the only player in FBS history to have 7 pass TD and a rush TD in a half. He and Lamar Jackson (2016 vs Charlotte) are the only FBS players on record to be responsible for 8 TD in a half.

MUSTANG CAPTAINS

Elijah Chatman, Tanner Mordecai, Jimmy Phillips Jr., Rashee Rice and Austin Upshaw were voted captains for the 2022 season. Upshaw was also honored with the No. 23 jersey in honor of Jerry LeVias (page 8).

SHARE THE WEALTH

SMU has had 15 players score touchdowns in 2022. The Mustangs finished 2021 with 16. Six different Mustangs have rushing TDs, led by Tyler Lavine with six, while nine have receiving TDs, led by Rashee Rice's eight.

LASHLEE NAMED SMU HEAD FOOTBALL COACH

Rhett Lashlee returned to SMU, this time as Head Football Coach, on Nov. 29, 2021. Lashlee previously served as offensive coordinator for the Mustangs, including during the record-setting 2019 season.

Lashlee, a one-time finalist (2013) and two-time semifinalist (2019, 2020) for the Broyles Award, presented to the nation's top assistant coach, comes back to the Hilltop after two seasons as the Miami Hurricanes' offensive coordinator and quarterbacks coach. Lashlee also has the distinction of being the only coach ever nominated for the Broyles Award four different times at four different schools (Arkansas State, Auburn, SMU, Miami).



In his first season in Coral Gables, the Hurricanes jumped to No. 32 in the FBS in total offense (from No. 98), No. 29 in passing offense (from No. 52), No. 26 in scoring offense (from No. 90), No. 17 in red zone offense (from No. 122) and No. 20 in first downs gained (from No. 84). In 2021, Miami again ranked 26th in scoring averaging, improving to 34.1 PPG, and jumped up to 22nd in total offense at 448.8 yards per game.

Prior to heading to Coral Gables, Lashee helped lead the Mustangs to a 10-3 finish in 2019, guiding an offense that ranked No. 7 in FBS in scoring (41.8 points per game), No. 13 in passing offense (309 yards per game), No. 9 in total offense (489.8 yards per game) and No. 12 in first downs gained (322). SMU's 10 wins were the school's most since the 1984 season, and its 35 rushing touchdowns set a school record.

WATCH US

- Eleven Mustangs are on 19 National Watch Lists in 2022.
- Beau Barker | Burlsworth Trophy
- Ryan Bujcevski | Ray Guy Award
- Elijah Chatman | Bronko Nagurski Trophy, Outland Trophy, Rotary Lombardi Award, Senior Bowl
- Brendan Hall | Ray Guy Award
- DeVere Levelston | Senior Bowl
- Bryan Massey | Paul Hornung Award
- Tanner Mordecai | Walter Camp Award, Maxwell Award, CFPA National Performer of the Year, William V. Campbell Trophy, Davey O'Brien QB Class of 2022, Manning Award, Johnny Unitas Golden Arm Award, Earl Campbell Tyler Rose Award
- Terrance Newman | Wuerffel Trophy
- Rashee Rice | Biletnikoff Award, Earl Campbell Tyler Rose Award, Senior Bowl
- Isaac Slade-Matautia | Butkus Award, Polynesian College Football Player of the Year, Senior Bowl
- Jaylon Thomas | Senior Bowl

HOME SWEET HOME

SMU is 17-4 at home since the start of the 2019 season, which included a 5-1 record in 2021 and a 6-0 record in 2019. This 17 wins are the second highest total for an FBS team in Texas.

SMU set a record for the largest regular season attendance in Ford Stadium at the Sept. 24 game against TCU with 35,569 fans, including a record 4,590 students. The previous regular season record was 35,481 vs TCU (2010). The stadium record is 36,742 (Armed Forces Bowl, SMU vs Army, 2010).

SMU was 3-1 at home in 2020 and announced sellouts of 7,898 in all four games (COVID-19 restrictions). The loss to then-No. 9/10 Cincinnati snapped a streak of eight consecutive home wins at Ford Stadium (4th longest streak home winning streak in program history - 18, 1925-28; 17, 1934-36; 10, 1946-48; 8, 2019-20).

The Mustangs finished the 2019 season 6-0 at home, posting a perfect record at home for the first time since going 4-0 in 1968 when games were played at the Cotton Bowl. The Mustangs last went perfect on campus in 1939 when they were 5-0. SMU last won six games at home in 2017, finishing 6-1 overall.

LET'S GET EXPLOSIVE

How SMU ranks among the nation in explosive plays:

Yards	No. of Plays	Yards	No. of Plays
20+	60 (t8)	60+	4 (t17)
30+	30 (5)	70+	2 (t20)
40+	17 (t5)	80+	- (-)
50+	8 (t13)	90+	- (-)

- On the first play from scrimmage at Tulsa, Preston Stone threw a career-long 75-yard TD pass to Rashee Rice.
- In the win over Navy, Tanner Mordecai became the first FBS QB this season with three 20+ yard pass TDs and a 20+ yard rushing TD in a single game this season. His 60-yard TD run was a career long.
- Tanner Mordecai had two TD passes of 50+ yards (51 to J. Kerley, 75 to R. Daniels Jr.) against UNT. The 75-yard TD pass to Daniels Jr. was a career long.
- TJ McDaniel had a TD run of 57 yards vs. Lamar, a career long, Velton Gardner added a 39-yard run for a TD at UCF.
- Mordecai's 51-yard TD pass to RJ Maryland at Maryland gave him eight TD passes of at least 50 yards at SMU.

ON THE RECEIVING END

Biletnikoff Watch List selection Rashee Rice continues to lead in the national rankings for receiving yards (1,068) and receiving yards per game (118.7), while ranking fifth in receptions per game (7.9) and 10th in receiving TDs (8).

Overall, SMU has had at least one 100-yard receiver in eight of nine games this season (four different players), most recently Dylan Goffney (100 vs. Houston). The Mustangs have had 8+ players catch a pass in eight of nine games, while nine have caught a TD pass.

The Mustangs had three players on the 2021 Biletnikoff Award Watch List - Reggie Roberson, Jr., Rashee Rice and Danny Gray, with Rice returning for 2022. It was the 13th consecutive year a Mustang has made the list dating back to 2009. SMU was one of only 11 teams with multiple student-athletes listed in 2021, and one of only two (Nevada) with three players. It was the third straight season that the Mustangs have had at least two players mentioned.

SMU is one of only three schools in The American to have ended 2021 with at least three players with multiple 100-yard receiving games - Rice (4), Roberson, Jr. (10), Gray (3) - and was the only school in The American to have had five players with 100-yard receiving performances in 2020. The Mustangs also had multiple 100-yard receivers three times in 2020.

THE AMERICAN STANDINGS

	League W-L	Overall W-L
Tulane	5-0	8-1
Cincinnati	4-1	7-2
UCF	4-1	7-2
ECU	3-2	6-3
Houston	3-2	5-4
SMU	3-2	5-4
Navy	3-4	3-6
Memphis	2-4	4-5
Temple	1-4	3-6
Tulsa	1-4	3-6
USF	0-5	1-8

THIS WEEK IN THE AMERICAN

THURSDAY, NOV. 10

Tulsa at Memphis * 6:30 p.m., ESPN

FRIDAY, NOV. 11

ECU at Cincinnati * 7 p.m., ESPN2

SATURDAY, NOV. 12

Notre Dame at Navy 11 a.m., ABC
 SMU at USF * 11 a.m., ESPN
 Temple at Houston * 2 p.m., ESPN+
 UCF at Tulane * 2:30 p.m., ESPN2

All times CT

PRONUNCIATIONS

David ABIARA	AH-bee-ahr-ah
Chris ADIMORA	add-ih-MORE-uh
Junior AHO	AH-ho
Joe BISSINGER	BIS-ing-ur
Jovoni BORBON	bor-bone
Ryan BUJCEVSKI	boo-CHEV-ski
JAQWONDIS Burns	juh-KWON-dis
Beau CORRALES	core-AL-us
DAYLON Dickerson	DAY-lon
Stone EBY	EE-bee
Kamryn FARRAR	fuh-RAHR
Ben FURGAL	fer-gul
Pierre GOREE	gore
Tyler LAVINE	la-VEEN
Isaiah NWOKOBIA	woah-KO-bee-uh
JAYLEEN RECORD	jay-LEEN reck-erd
RASHEE Rice	ruh-SHEE
Roderick ROBERSON Jr.	RAH-ber-son
JAHARI Rogers	juh-HAR-ee
Mike SANDJO	SAN-jo
Isaac Slade-MATAUTIA	ma-tau-ti-uh
TREVION Sneed	TRAY-vee-on
CAMAR Wheaton	kuh-MAR
STEPHON Wright	steph-ON
Scott SYMONS	PSY-mons



TURNOVER CHART

Opp.	SMU	Opp.	Margin
at UNT	2	3	+1
Lamar	3	2	-1
at Maryland	3	2	-1
TCU	2	0	-2
at UCF	2	0	-2
Navy	0	2	+2
Cincinnati	1	0	-1
at Tulsa	1	2	+1
Houston	0	3	+3
at USF			
at Tulane			
Memphis			
HOME	6	7	-2
AWAY	8	7	-1
TOTAL	14	14	-

SMU COACHING STAFF

Rhett Lashlee	Head Coach
Scott Symons	Defensive Coordinator
Casey Woods	Offensive Coordinator
Rob Likens	Asst. HC / Wide Receivers / Pass Game Coordinator
Craig Naivar	Special Teams Coordinator / Safeties
Jonathan Brewer	Quarterbacks
Kyle Cooper	Outside Linebackers / Recruiting Coordinator
Khenon Hall	Running Backs
Rickey Hunley, Jr.	Cornerbacks / Pass Game Coordinator
Garin Justice	Offensive Line / Run Game Coordinator
Calvin Thibodeaux	Defensive Line
Dennis Slutak	Chief Operations Officer
Alex Brown	Director of Scouting
Bobby Brown	Director of Recruiting Operations
Shay Taylor	Director of On-Campus Recruiting
Scott X. Nady	Player Development & Dallas Recruiting Relations
Megan Cornell	Director of External Relations for Football
Josh Nash	Assistant Director of Football Operations
Devon Kleich	Director of Football Video Services
Alex McMurtry	Director of Creative Media
Matt Schumacher	Director of Social
Terry Gardner	Executive Assistant to the Head Coach
Shawn Griswold	Asst. A.D. Human Performance
Colby Cameron	Senior Offensive Quality Control Analyst
Herschel Sims	Offensive Quality Control Analyst
Sam Dunnam	Senior Defensive Quality Control Analyst
Warren Messer	Defensive Quality Control Analyst
Todd Ivicic	Special Teams Quality Control Analyst
Sam Hullender	Graduate Assistant / Offense
Hussam Ouri	Graduate Assistant / Offense
John Bonney	Graduate Assistant / Defense
Xavier Garcia	Graduate Assistant / Defense
Gaston Lamascus	Recruiting Analyst
Danny Wesley	Assistant Director, Dallas Community Relations
Jourdan Blake	Assistant Director, Dallas Recruiting Operations

IN THE RANKINGS

	AP	COACHES
Preseason	-	RV
Week 2	-	-
Week 3	-	-
Week 4	-	-
Week 5	-	-
Week 6	-	-
Week 7	-	-
Week 8	-	-
Week 9	-	-
Week 10	-	-
Week 11	-	-
Week 12	-	-
Week 13	-	-
Week 14	-	-
Week 15	-	-
Final	-	-

HOT START

SMU led or was tied after the first quarter in 33 of the past 43 games, and were also leading or tied at halftime in 33 of 43.

SMU opened the 2019 season 8-0 for the first time since 1982 and started 5-0 for three consecutive seasons from 2019-21 for the first time since 1981-83. The 7-0 start in 2021 was the second in three seasons.

STREAKING

The Mustangs started 7-0 in 2021 for the second time in three seasons (8-0, 2019), while the 5-0 start gave SMU its third consecutive season of starting 5-0 for only the second time in program history (1981-83). The Mustangs' eight-game win streak to start the 2019 season was the longest since SMU won 10 straight in 1982. SMU was also 3-0 to open AAC play for the second time in three seasons.

The loss at Maryland snapped a regular-season, non-conference win streak of 14 straight, the most since a streak of 17 from 1979-85. SMU also had a win streak of seven straight regular-season, non-conference road games before that game.

500 CLUB

SMU had 642 yards of total offense against Houston and has registered 500 yards of total offense in 14 of the past 28 games. The Mustangs averaged 465.9 yards of total offense in 2021, first in the AAC and 13th nationally. Ten of the top 13 totals on the single-game list have come in the last five seasons, six of 13 have come with Rhett Lashlee as HC or OC.

2022

Houston - 642 (379 passing, 263 rushing)
 Maryland - 520 (369 passing, 151 rushing)
 North Texas - 576 (426 passing, 150 rushing)

2021

UCF - 631 (390 passing, 241 rushing)
 Tulane - 612 (438 passing, 174 rushing)
 TCU - 595 (245 passing, 350 rushing)
 La Tech - 578 yards (395 passing, 183 rushing)
 UNT - 536 yards (311 passing, 225 rushing)

SMU SINGLE-GAME TOTAL YARDS

1 Temple, 10-26-2013 (W, 59-49)	728
2 at North Texas, 9-19-2020 (W, 65-35)	710
3 Temple, 10-19-2019 (W, 45-21)	655
4 Houston Baptist, 9-29-2018 (W, 63-27)	653
5 Houston, 11-5-2022 (W, 77-63)	642
6 Texas State, 9-14-2019 (W, 47-17)	639
7 at TCU, 9-28-1985 (W, 56-21)	636
ECU 9-19-2019 (W, 59-51)	636
9 UCF, 11-13-2021 (W, 55-28)	631
10 at Rice, 11-11-1978 (W, 58-0)	618
11 Tulane, 10-21-2021 (W, 55-26)	612
12 at TCU, 9-25-2021 (W, 42-34)	595
13 at Connecticut 11-10-2018 (W, 62-50)	594

WHAT A RUSH

Tyler Lavine had a career day against Houston to lead the Mustangs in rushing for the second straight week. Lavine had career highs with 25 carries and 146 yards and added a TD. He was coming off a three-TD performance in the win at Tulsa.

The Mustangs have three games this season with 3+ TDs (Tulsa, Lamar, TCU) and two with the same player posting 3+ (Lavine Tulsa, Siggers TCU).

Velton Gardner leads the Mustangs with 345 yards off 63 carries, while Lavine has a team-best six TDs. SMU's six running backs who have seen action have combined for only a loss of 34 yards on the season off 251 carries.

The Mustangs posted 350 rushing yards at TCU in 2021, the most since 366 yards at North Texas in 2020. The game was also the last time SMU had more rushing than passing yards as well. Ulysses Bentley (153) and Tre Siggers (110) gave the Mustangs two 100-yard rushers for the first time since the 2020 meeting with SFA.

SMU set the single-season rushing touchdown record in 2019 with 35 and finished with 24 (10 games) in 2020.

SPECIAL SEASON

- Collin Rogers is 44-44 on PATs after an SMU record 11-11 against Houston. He is also 10-12 on field goals. Rogers is 10-10 on the season from 46 yards or less (misses are 49, 52).
- Ray Guy Award candidate Ryan Bujcevski has 30 punts for 1,328 yards (long of 64), including eight of 50+, nine inside the 20, 16 fair catches and three touchbacks
- Bryan Massey ranked second nationally in both kickoff returns (34.3) and kick return TDs (2) in 2021. The TD total tied the SMU career and single-season record. He was also tied for 12th nationally in combined kick returns at 686 yards.

BLOCK PARTY

- The Mustangs rank ninth nationally and first in the AAC in blocked kicks with 3, two from DeVere Levelston and one from Elijah Chatman (1st of career at Tulsa).
- Levelston's pair of blocked kicks (UNT, Cincinnati) rank third in the FBS.



CLUB TAKEAWAY

- Club Takeaway is open for business in 2022. The Mustangs have at least one takeaway in 17 of the past 22 games, 26 of the past 32 games and 46 of past 54 games.
- The Mustangs forced three turnovers (3 INT) in the win over Houston. Nick Roberts had a pair (first Mustang since 2016) and Jahari Rogers added one.
- Roberts ranks ninth nationally in fumbles recovered (2).
- The multi-takeaway game was the sixth for SMU in 2022.
- Elijah Chatman's fumble return for a TD at Tulsa was the first for the Mustangs since 2017.
- SMU had seven takeaways in the first three games of the season (multiple takeaways in each game).

GETTING DEFENSIVE

- Elijah Chatman opened 2022 on the Bronko Nagurski Trophy, Outland Trophy and Rotary Lombardi Award Watch Lists.
- The SMU Defense held No. 21/19 Cincinnati to 379 yards, the second-lowest of the season (364 at Tulsa).
- The Mustangs had nine TFLs and a season-high five sacks against TCU, including a career-high 3.0 sacks from Nelson Paul. Paul's were the most by an SMU player since 3.0 by DeVere Levelston vs UCF (11-13-21), and the team total was the most since 5.0 in the same game. In his first game this season after coming back from injury, Je'lin Samuels added 1.5 and Elijah Chatman had 0.5.
- SMU tied its season high with five sacks at Tulsa (5 different players).

THE BOYS ARE BACK

The Mustangs returned four offensive linemen who played starting roles in 2021 - Jaylon Thomas, Justin Osborne, Branson Hickman and Marcus Bryant. Seven Mustang offensive linemen have started at least one FBS game with the line making 125 career starts overall.

The Mustangs finished 2021 with national rankings of ninth in scoring offense (38.4), 13th in total offense (465.9), 14th in passing offense (304.5) and 17th in sacks allowed (1.33).

SMU finished the 2020 season ranked ninth nationally in red zone offense (.920), 12th in total offense (494.5) 13th in passing offense (318.0) and 15th in scoring offense (38.6). They were also in the top 15 in three of the four categories in 2019, after not cracking the top 25 on any of the lists in 2018.

Year	Passing Offense	Scoring Offense	Total Offense
2022	5 (331.0)	10 (40.2)	19 (479.0)
2021	14 (304.5)	9 (38.4)	13 (465.9)
2020	13 (318.0)	15 (38.6)	12 (494.5)
2019	13 (309.0)	7 (41.8)	9 (489.8)
2018	27 (271.7)	53 (30.4)	80 (387.2)

FOR THE RECORD

Under SMU Head Coach Rhett Lashlee, who previously served as the Mustangs' OC (2018-19), SMU broke program records in 2019 for scoring average (41.8), scoring (544), rushing TDs (35), total offense (489.8), yards (6,368), first downs (322), kick return average (26.2 and sacks (51.0). The Mustangs went on to top the total offense record (494.5) in 2020, and also set marks for completion percentage (65.4) and yards per play (6.57).

THE VOTES ARE IN

SMU opened the season receiving votes in the AFCA Coaches Poll, making it the fourth straight season ranked or receiving votes. SMU was ranked as high as No. 15/14 in 2019 (week 10) and reached No. 19/16 (week 9) in 2021. The Mustangs were ranked or receiving votes in at least one poll in 12 weeks last season, second only to Cincinnati (16) in The American.

MAKING OUR POINT

The Mustangs scored 50+ points in three games (ACU 56, Tulane 55, UCF 55) in 2021. It was the third season the Mustangs have reached the threshold in at least three games. They finished the regular season atop The American in scoring offense at 38.4. The Mustangs allowed only 21 points over the first two games of 2021, the fewest to open the season since 1996 and the fewest in consecutive games since 2011.

SMU posted a program-record 77 point performance against Houston on Nov. 5.

Fewest points allowed in consecutive games

- 1996**
- 8/31 Tulsa W 17-10
- 9/7 at Arkansas W 23-10
- 2011**
- 9/17 Northwestern State W 40-7
- 9/24 at Memphis W 42-0

SMU SEASON SCORING AVERAGE

1 2019	41.8
- 2022	40.2
2 2020	38.6
3 2021	38.4
4 2017	37.8
5 1981	33.2

@T_MORDECAI

Tanner Mordecai was named the AAC Offensive Player of the Week for his record-setting performance in SMU's 77-63 win over Houston. He was also honored as National POTW by the College Football Performance Award, Walter Camp Award, Maxwell Award, Davey O'Brien Award and Earl Campbell Tyler Rose Award.

Against Houston, Mordecai went 28-37 passing for 379 yards and nine TDs, while also going 8-54 rushing with a TD for 433 yards of total offense. The nine TD passes and 10 total TDs responsible for were both AAC and SMU records, while the seven passing TDs in the first half tied the NCAA record. According to ESPN Stats and Info, he is the only player in FBS history to have seven passing TDs and a rushing TD in a half.

Tanner Mordecai has multiple passing TDs in 16 of 20 games at SMU, and 13 300+ yard games, an SMU record.

Mordecai threw for 3,628 yards and a school-record 39 touchdowns in 2021, while his 41 total TDs responsible for were also a program record.

NCAA Top-10 Rankings:

- 6 (2) | Points Responsible For Per Game | 20.2
- 8 (2) | Passing TDs | 25
- 8 (1) | Passing Yards Per Game | 312.5
- 10 (2) | Points Responsible For | 162

Watch Lists: Walter Camp Award... CFPA National Performer of the Year Trophy... Maxwell Award... William V. Campbell Trophy... Davey O'Brien QB Class of 2022... Manning Award... Johnny Unitas Golden Arm Award... Earl Campbell Tyler Rose Award.

CAREER 300-YD PASSING GAMES

- 1 Tanner Mordecai, 2021 13

CAREER PASSING YARDS

- 1 Ben Hicks, 2016-18 9081
- 2 Chuck Hixson, 1968-70 7179
- 3 Shane Buechele, 2019-20 7024
- 4 Garrett Gilbert, 2012-13 6460
- 5 Mike Ford, 1977-80 6239
- 6 Tanner Mordecai 6128

CAREER PASSING TDs

- 1 Ben Hicks, 2016-18 71
- 2 Tanner Mordecai, 2020- 64

CAREER COMPLETIONS

- 1 Ben Hicks, 2016-18 718
- 2 Chuck Hixson, 1968-70 642
- 3 Garrett Gilbert, 2012-13 603
- 4 Mike Romo, 1989-92 601
- 5 Shane Buechele, 2019-20 549
- 6 Tanner Mordecai 496

CAREER TOTAL OFFENSE - YARDS (PASS | RUN)

- 1 Ben Hicks, 2016-18 8977 9081 -104
- 2 Ramon Flanigan, 1992-97 7437 5640 1797
- 3 Shane Buechele, 2019-20 7234 7024 210
- 4 Garrett Gilbert, 2012-13 7073 6460 613
- 5 Chuck Hixson, 1968-70 6884 7179 -295
- 6 Tanner Mordecai 6429 6128 301

SMU CAREER TDs RESPONSIBLE FOR

- 1 Ben Hicks, 2016-18 (71/3) 74
- 2 Tanner Mordecai, 2021- 68
- 3 Shane Buechele, 2019-20 (57/4) 61
- 4 Ramon Flanigan, 1992-97 (30/27) 57
- Justin Willis, 2006-08 (51/6) 57

SMU SINGLE-GAME TDs RESPONSIBLE FOR

- 1 Tanner Mordecai, vs Houston 11/5/2022 (9/1) 10
- 2 Garrett Gilbert, Rutgers, 2013 (5/2) 7
- Tanner Mordecai, vs ACU 9/4/2021 (7/0) 7

SEASON PASSING YARDS

- 1 Shane Buechele, 2019 3929
- 2 Kyle Padron, 2010 3828
- 3 Tanner Mordecai, 2021 3628

SEASON TOTAL OFFENSE - YARDS

- 1 Kyle Padron, 2010 4072
- 2 Shane Buechele, 2019 4034
- 3 J.J. McDermott, 2011 3911
- 4 Tanner Mordecai, 2021 3830

SMU SINGLE-GAME PASSING YARDS

- 1 Garrett Gilbert, Temple, 10/26/2013 538
- 2 Garrett Gilbert, Rutgers, 10/5/2013 484
- 3 Shane Buechele, Memphis 10/3/2020 474
- 4 Kyle Padron, vs. Nevada, 12/24/2009 460
- 5 Shane Buechele, Temple 10/19/2019 457
- 6 Shane Buechele, at Memphis 11/2/2019 456
- 7 Mike Romo, North Texas, 10/28/1989 450
- 8 Mike Romo, at Rice, 11/10/1990 449
- 8 Tanner Mordecai, at UNT 9/3/2022 432
- 10 Tanner Mordecai, Tulane, 10/21/2021 427

SMU SINGLE-GAME COMPLETION PCT. (Min. 20 Completions)

- 1 Justin Willis (20-23), Marshall, 10/14/2006 87.0
- 2 Shane Buechele (23-28), Navy 10/31/2020 82.1
- 3 Garrett Gilbert (38-47), at Cincinnati, 11/9/2013 80.9
- 4 Tanner Mordecai (24-30), ACU 9/4/2021 80.0
- 5 Kyle Padron (32-41), vs. Nevada, 12/24/2009 78.0
- 6 Justin Willis (28-36), Tulane, 10/20/2007 77.8
- 7 Tanner Mordecai (28-37), Houston 11/5/2022 75.7
- 8 Kyle Padron (24-32), at Rice, 10/2/2010 75.0
- Tanner Mordecai (36-48), at La. Tech 9/18/2021 75.0
- Tanner Mordecai (30-40), at Navy 10/9/2021 75.0

SINGLE-GAME PASSING TDs

- 1 Tanner Mordecai, vs. ACU, 9/4/2021 7
- 2 Mike Romo, vs. Vanderbilt, 9/8/1990 6
- Shane Buechele, vs. Temple, 10/19/2019 6
- 4 Bo Levi Mitchell, vs. Texas State, 9/6/2008 5
- Justin Willis, vs. Sam Houston, 9/16/2006 5
- Garrett Gilbert, vs. Rutgers, 10/5/2013 5
- Shane Buechele, vs. ECU, 11/9/2019 5
- Tanner Mordecai, at La. Tech, 9/18/2021 5



SINGLE-GAME TOTAL OFFENSE - YARDS

1	Garrett Gilbert, Temple, 10/26/2013	635
2	Shane Buechele, Memphis 10/3/2020	501
3	Garrett Gilbert, Rutgers, 10/5/2013	498
4	Justin Willis, at Memphis, 11/24/2007	489
5	Kyle Padron, vs. Nevada, 12/24/2009	467
6	Tanner Mordecai vs. Tulane, 10/21/2021	461
7	Shane Buechele, Temple, 10/19/2019	453
8	Tanner Mordecai, at La Tech, 9/18/2021	446

SIGNAL-CALLERS GET THE CALL

Mustang quarterbacks registered a number of firsts in the 45-34 win over Tulsa on Oct. 29. In his first career start, Preston Stone went 11-17 for 219 yards including a 75-yard TD to Rashee Rice on the first play from scrimmage. After an injury to Stone, Kevin Jennings made his first career appearance and went 8-11 for 91 yards and his first career passing TD, also to Rice.

@DOUBTIE_R

Biletnikoff Watch List and Earl Campbell Tyler Rose Award Watch List selection Rashee Rice leads the nation in receiving yards (1,068) and receiving ypg (118.7) and is fifth in receptions/game (7.9) and 10th in receiving TDs (8). He currently has a streak of 37 straight games with a reception (4th NCAA). He was named a second-team midseason All-American by The Athletic and Pro Football Focus.

Rice went 9-86 receiving with 2 TDs against Houston, giving him his fifth career multi-TD game (3rd in 2022). He has 8+ catches in six of nine games this season.

At Tulsa, Rice went 9-180 with two TDs at Tulsa, giving him his fifth 100-yard game of the season (9th career) and fourth career multi-TD game. Rice's 12 receptions at UCF were a career high and his 122 receiving yards gave him his fourth 100-yard game this season and eighth of his career. He has 8+ receptions in four of seven games in 2022. He set a new career high for receiving yards with 193 at Maryland.

Rice was listed on All-American Athletic Conference preseason teams by Phil Steele, Dave Campbell's, College Football News and Athlon Sports. He was ranked No. 50 on DCTF's Lone Star List and No. 8 on CFN'S top AAC players list. Rice is also on the East-West Shrine Bowl 1000 List.

SMU CAREER RECEIVING TDs

1	James Proche, 2016-19	39
2	Emmanuel Sanders, 2006-09	34
3	Courtland Sutton, 2014-17	31
4	Aldrick Robinson, 2007-10	30
5	Emanuel Tolbert, 1976-79	25
6	Reggie Roberson Jr. 2018-21	23
	Rashee Rice, 2019-	23

SMU CAREER RECEIVING YARDS

1	James Proche, 2016-19	3949
2	Emmanuel Sanders, 2006-09	3791
3	Aldrick Robinson, 2007-10	3314
4	Courtland Sutton, 2014-17	3220
5	Cole Beasley, 2008-11	2959
6	Darius Johnson, 2009-12	2854
7	Rashee Rice, 2019-	2824

SMU CAREER RECEPTIONS

1	James Proche, 2016-19	301
2	Emmanuel Sanders, 2006-09	285
3	Cole Beasley, 2008-11	255
4	Jason Wolf, 1989-92	235
5	Darius Johnson, 2009-12	232
6	Rashee Rice, 2019-	208

SINGLE-GAME RECEIVING YARDS

1	Courtland Sutton, USF, 2016	252
2	Reggie Roberson Jr., Temple 2019	250
3	Jeremy Johnson, Rutgers, 2013	217
4	Jerry LeVias, vs. N.C. State, 1968	213
5	Aldrick Robinson, at UCF, 2008	210
6	Keenan Holman, Temple, 2013	209
7	Rashee Rice, at Maryland 2022	193

@C__ROG41

Freshman kicker Collin Rogers has opened his collegiate career 44-44 on PATs and 10-12 on field goals. He is 10-10 on the season from 46 yards or less (misses are 49, 52). His 11-11 performance on PATs against Houston set SMU records for single-game made and attempted.

Ranking among true freshmen:

- 5. FG % - .833
- T5. FG Made - 10
- 3. Total Points Scored - 63
- 1. Total Points Scored (kickers) - 63

@BRYAN_MASSEYO

Second team all-conference selection Bryan Massey saw action in all 12 games last season and registered a team-leading 20 kick returns for 686 yards, which ranked 12th in the NCAA and 11th all-time at SMU. His two kick return TDs ranked second in the NCAA and tied both the SMU career and single-season records. The 36.1 yards/return led the conference. Overall, Massey posted three 100-yard return games (Tulane, Houston, Tulsa) and finished with 734 all-purpose yards.

2021 National Rankings (AAC)

- 2 (1) | Kickoff returns | 34.3
- 2 (2) | Kickoff return TDs | 2
- 12 (2) | Combined kick returns | 686

On defense, Massey registered 29 tackles (22 solo), including 1.5 TFLs. He added one interception for 48 yards and six pass breakups.

Massey had a breakout return game against Tulsa, with three for 97 yards, including a season-long 53-yard return to open the game.

Massey is on the Paul Hornung Award Watch List and earned preseason All-America honors from Sports Illustrated, Pro Football Network, Phil Steel and Athlon Sports. He was limited due to injury to start the season and has seven KO returns for 159 yards and 31 tackles.

SMU CAREER KO RETURN TDs

1	Doak Walker, 1945, 47-49	2
	Jerry LeVias, 1966-68	2
	Arthur Whittington, 1974-77	2
	Jessie Henderson, 2005-08	2
	CJ Sanders, 2018-19	2
	Bryan Massey, 2021	2

SMU SEASON KO RETURN TDs

1	Doak Walker, 1947	2
	CJ Sanders, 2019	2
	Bryan Massey, 2021	2

SMU LONGEST KICKOFF RETURNS

1	Jessie Henderson at Tulane, 9/20/2006	100t
	Mitchell Price at Baylor, 10/11/1986	100t
	James Collier vs. Baylor, 10/13/1979	100t
	Arthur Whittington at Arkansas, 11/16/1974	100t
	Jerry LeVias vs. Baylor, 11/19/1966	100t
	Kyle Rote at Texas A&M, 11/5/1949	100t
	CJ Sanders, at Navy 11/23/2019	100t
	Bryan Massey, at Houston 10/30/2021	100t
9	Rodnick Phillips vs. New Mexico, 10/26/1996	99t
10	Doak Walker at Santa Clara, 9/9/1947	98t
	Reggie Roberson Jr., Navy 9/22/2018	98t
	CJ Sanders, at Arkansas St 8/31/2019	98t
13	Bryan Massey, at Navy 10/9/2021	95t

@BROCHIA.ELI

Named a "freak" in college football, Elijah Chatman saw action in all 12 games in 2021, making 11 starts, and registered 40 tackles, including 10 TFLs for 39 yards and 2.5 sacks for 19. He added a team-high two fumble recoveries, a forced fumble and three quarterback hurries. For his efforts, Chatman was named second-team All-AAC.

He is listed on Bronko Nagurski and Outland Trophy Watch Lists and had a breakout game with three tackles, a 23-yard fumble return and a blocked kick at Tulsa. For the season, Chatman has 27 tackles, four TFLs, three sacks, a fumble recovery for a TD and a blocked PAT.

CHATMAN, GOREE AMONG TOP FREAKS IN COLLEGE FOOTBALL - BRUCE FELDMAN

The Mustangs have another future Freak on their defense in freshman linebacker Pierre Goree, a 6-1, 220-pounder who ran wind-aided 10.08 and 10.09 100-meter times this spring and blazed a 10.22 in May at an event in Austin, but Chatman, No. 65 on the list, is the SMU player for now we're spotlighting. Not only is he pound for pound one of the strongest people in college football, Chatman is one of the strongest period. On the field, Chatman made 25 tackles, 10 TFLs and 2.5 sacks. In the weight room, the 6-1, 295-pound Shreveport, La., product bench pressed 495 pounds this offseason and has done 42 reps at 225. He also back-squatted 615 and power-cleaned 335, and did a muscle-up weighing 290.

DOING THEIR PART

Ben Redding has played in 56 games as a Mustang, which ties for second all-time on SMU's games played list. Jimmy Phillips Jr. is a game behind at 55.

Redding had a breakout game against Houston finishing with four TDs. In nine games this season, Redding has 13 catches for 107 yards and four TDs. Phillips Jr. leads the Mustangs with 51 tackles, including six TFLs. He also adds four PBUs and two QBHs.

SMU CAREER GAMES PLAYED

1 Hayden Howerton, 2017-21	59
2 Delano Robinson, 2017-21	56
Ben Redding, 2018-22	56
4 Shaune Hailey, 2017-21	55
Jimmy Phillips Jr., 2018-22	55

GRIDIRON GRADS

2022 opened with 18 Mustangs on the roster who have already earned undergraduate degrees - Joe Bissinger, Ryan Bujcevski, Owen Condon, Beau Corrales, Turner Cox, Ar'mani Johnson, Will Kuehne, Tanner Mordecai, Terrance Newman, Jimmy Phillips Jr., Ben Redding, Shanon Reid, Nick Roberts, Tre Siggers, Isaac Slade-Matautia, Jaylon Thomas, Austin Upshaw & Gary Wiley.

MUSTANGS IN THE CLASSROOM

SMU had 45 student-athletes named to the AAC All-Academic team following the 2021-22 season. To be eligible for the honor, a nominee must have competed in an AAC-sponsored sport, attained a minimum grade-point average of 3.00 for the preceding academic year, and completed a minimum of two consecutive semesters or three consecutive quarters of academic work, with a total of 18 semester or 27 quarter credits, not including remedial courses.

TRIBUTE 23

Since 2009, the SMU coaching staff has chosen a deserving student-athlete to wear the number 23 to honor Jerry LeVias. Austin Upshaw earned the honor for the 2022 season.

LeVias was the first African-American to receive an athletic scholarship in the Southwest Conference. While at SMU, LeVias made athletic and academic All-America teams and, in 1966, contributed to the Mustangs' first SWC title in 18 years. He was an All-American in 1968 and was chosen All-SWC in 1966, 1967 and 1968. He is in both the College Football and SMU Athletics Halls of Fame.



Players To Wear #23

- Austin Upshaw, WR, 2022
- Shaune Hailey, LB, 2021
- Brandon Stephens, DB, 2020
- Rodney Clemons, S, 2019
- Jordan Wyatt, CB, 2018
- Nick Horton, DE, 2016-17
- Jeremiah Gaines, TE, 2015
- Stephon Sanders, LB, 2012-14
- Chris Banjo, DB, 2009-11

BOLD - BIG OPPORTUNITIES LIVE IN DALLAS

As part of its goal of Shaping Champions and preparing students for life, SMU Athletics proudly announced the addition of its BOLD (Big Opportunities Live in Dallas) Program to its suite of student-athlete development tools, with the goal of helping student-athletes navigate and capitalize on new Name, Image, Likeness (NIL) legislation.

BOLD will, among other things, provide SMU student-athletes with the means to navigate the evolving NIL landscape. The BOLD program incorporates INFLCR, a comprehensive NIL education and compliance solution, and campus resources from the Cox School of Business, the Dedman School of Law, and the Meadows School of the Arts.

While the acronym BOLD emphasizes SMU's ties to the City of Dallas, the word is also important in its ties to SMU and the University's Brand Promise, which states, "For the bold, curious, and creative,

SMU is the comprehensive research university whose enterprising spirit in a vibrant community empowers leaders to tackle grand challenges."

SMU ATHLETICS LAUNCHES NEW STUDENT-ATHLETE SUCCESS DEPARTMENT

As part of its goal of Shaping Champions and preparing students for life, SMU Athletics proudly announced the creation of a new Student-Athlete Success Department. This new department encompasses all student-development-centered efforts such as Life After Ball, SAAC and community service initiatives. Additionally, it will house NIL Education and Diversity, Equity and Inclusion programming. Due to a generous donation from Suzanne and Glenn Youngkin, SMU Athletics will be able to grow staffing in these critical areas in our support of our student-athletes.

MUSTANG STUDENT-ATHLETES & NIL

SMU Football student-athletes benefit from Name, Image, Likeness (NIL) opportunities through SMU Athletics' conference-leading BOLD NIL program. SMU topped the AAC for NIL Deals among INFLCR partners, ranking No. 1 in Total Transactions, Total Transaction Value and Average Transaction Value. To date, football student-athletes have amassed over 140 total transactions, totaling more than \$408,000 with an average transaction value of almost \$2,900. SMU student-athletes overall have over 250 transactions for over \$574,000 with an average transaction value of over \$2,000.

SMU ATHLETICS CELEBRATES RECORD FUNDRAISING YEAR

The SMU Mustang Club broke the all-time fundraising record with \$73 million in gift receipts and new commitments for the 2022 fiscal year, which ended May 31. The totals represent an increase of nearly \$47 million from the previous fiscal year. It is the first fiscal year in which cash donations and commitments have eclipsed \$70 million since the Mustang Club was founded in 1935. Through the generosity of Mustang donors, cash gifts rose 71% from fiscal year 2021 and totaled \$36 million. The best-ever performance resulted from the contributions of 3,105 donors.

GRAY, CALCATERRA SELECTED IN 2022 NFL DRAFT

Danny Gray and Grant Calcaterra were selected in the 2022 NFL Draft, joining 172 previous Mustangs selected in NFL Drafts. The pair match SMU's total from the 2021 draft, and are the most since the Mustangs had three in 2018. In total, SMU has had eight players selected since 2018.

Gray was selected in the third round as the 105th overall pick by the San Francisco 49ers. He is the fourth Mustang wide receiver to be selected in the Draft since 2018. Calcaterra was selected as the 198th overall pick in the sixth round by the Philadelphia Eagles.

#PONYUPDALLAS



SMU added blue Dallas-themed jerseys to its rotation in 2021, which highlight some of the same features as the white jerseys, which debuted in 2019.

The Mustangs defeated UNT, 35-12, in the Sept. 11 debut and wore them in the 42-34 win over TCU on Sept. 25.

- The helmet decal features the famous Triple D interlocked with the timeless SMU Pony, symbolizing the unity between the city of Dallas and SMU.
- The stripe on the helmet and jersey sleeves pay homage to the Dallas Cowboys.
- The number and pant stripe pay tribute to the 1966 Dallas Cowboys, led by quarterback and SMU alum Don Meredith.

- The script 'Dallas' featured on the chest pays homage to SMU alum and AFL founder Lamar Hunt and the Dallas Texans.

SMU2WWE

Beau Morris, Mustang offensive lineman from 2018-21, was one of 14 individuals to earn a WWE contract as part of the Next In Line program, following Summer Slam tryouts. Morris is not the first Mustang to grace the ring. He joins WWE Hall of Famer "Hacksaw" Jim Duggan and 23-time world champion Fritz Von Erich, patriarch of the Von Erich family and owner of Dallas-based World Class Championship Wrestling.

THE PONY EXPRESS SHOW PRESENTED BY COX SCHOOL OF BUSINESS

The first season of The Pony Express Show presented by the Cox School of Business features Head Football Coach Rhett Lashlee and takes place Wednesdays at 7 p.m. at Ozona Grill and Bar.

Fans can also catch LIVE video on the SMU Mustangs Facebook page, or listen on SMUMustangs.com and on TuneIn. Tweet your questions for Coach Lashlee using the hashtag #PonyExpress, or by clicking the "Ask The Coach" button on SMUMustangs.com. Fans will also hear from SMU Football assistant coaches.

"We are excited to host the first season of Coach Lashlee's Pony Express show. We have proudly served both SMU students and their great fans over the past 25 years. We have no doubt that this will be another great year together." – Cory Wauson, Area Director of Ozona Grill and Bar



"We are thrilled to be sponsoring The Pony Express Show with Coach Lashlee! We are already encouraging our alumni, students, faculty, staff and football fans to attend and hear about everything that's happening with the SMU Football program. Pony Up!" -Kevin Knox, Assistant Dean & Executive Director

NEW NAMES, NEW FACES (PREVIOUS SCHOOL)

- The Mustangs welcomed 10 new assistant coaches to the Hilltop in 2022.
- Scott Symons | Defensive Coordinator (Liberty)
- Casey Woods | Offensive Coordinator (Missouri)
- Rob Likens | Assistant Head Coach / Wide Receivers / Pass Game Coordinator
- Craig Naivar | Special Teams Coordinator / Safeties (USC)
- Jonathan Brewer | Quarterbacks (Miami)*
- Kyle Cooper | Outside Linebackers / Recruiting Coordinator (Miami)*
- Khenon Hall | Running Backs (Texas Southern)
- Rickey Hunley, Jr. | Cornerbacks / Pass Game Coordinator
- Garin Justice | Offensive Line / Run Game Coordinator (Miami)
- Calvin Thibodeaux | Defensive Line (Oklahoma)

*Served on SMU's staff 2018-19

SYMONS NAMED TO DCTF 40 UNDER 40 LIST

Scott Symons was hired as SMU's Defensive Coordinator in December 2021 after spending three seasons as Defensive Coordinator at Liberty, while also working with safeties and linebackers.

Liberty closed out the 2021 season with a win in the Lending Tree Bowl and finished in the top 20 in passing yards allowed (9th, 180.3), red zone defense (10th, .725), total defense (15th, 320.2) and tackles for loss (16th, 7.1), while also ranking 26th in sacks (2.85) and 27th in scoring defense (21.5).

In 2020, Symons helped the Flames to a 10-1 season and a No. 17 final ranking in the AP Poll, their highest in program history. He was named to the Broyles Award Watch List and led the defense to a top-20 ranking in total defense (No. 11, 317.7). Liberty also ranked No. 12 in passing yards allowed (184.0) and No. 22 in scoring defense (20.5). The 2019 season saw Liberty finish 28th nationally in sacks (2.69/game) and 31st in interceptions (12).

During his time with the Flames, Symons mentored NFL free agent signees Solomon Ajayi, Elijah Benton, Jessie LEMONIER and Bejour Wilson. Liberty also won back-to-back FBC Mortgage Cure Bowl titles in 2019 and 2020.

DICKERSON NAMED TO COLLEGE FOOTBALL HALL OF FAME

Eric Dickerson was inducted as part of the 2020 class of the College Football Hall of Fame. As part of the famed Pony Express, Dickerson was a unanimous first-team All-American and helped lead the Mustangs to a National Championship (Helms Athletic Foundation) and an 11-0-1 record in 1982. Dickerson was the SWC career leader with 47 rushing touchdowns and was third on the career list with 4,450 rushing yards. He left SMU as the all-time rushing leader and was tied with Doak Walker for most career points (288). Dickerson also had 28 100-yard rushing games at SMU.

SMU won back-to-back Southwest Conference titles in 1981 and 1982, when Dickerson was twice named the SWC Player of the Year and led SMU to a win in the 1983 Cotton Bowl. He finished third in the Heisman Trophy voting in 1982 and was a second-team All-American in 1981. Dickerson is also a member of the SMU Athletics Hall of Fame, Cotton Bowl Hall of Fame, SWC Hall of Fame and Texas Sports Hall of Fame.

A first-round draft choice of the Los Angeles Rams in 1983, Dickerson broke the NFL single-season rushing record with 2,105 yards in 1984. He finished his professional career in 1993 as the NFL's second all-time leading rusher and was inducted into the Pro Football Hall of Fame in 1999.

Mustangs in the CFB Hall of Fame

- 1954 Ray Morrison, coach, 1915-16, 1922-34
- 1955 Matty Bell, coach, 1935-41, 1945-49
- 1959 Doak Walker, back, 1945, 1947-49
- 1964 Kyle Rote, back, 1948-50
- 1969 Gerald Mann, quarterback, 1926-27
- 1973 Bobby Wilson, halfback, 1933-35
- 1982 Don Meredith, quarterback, 1957-59
- 2003 Jerry LeVias, wide receiver, 1966-68
- 2003 Hayden Fry, coach, 1962-72
- 2020 Eric Dickerson, back, 1979-82

NEW FACES, SAME CONFERENCE

The American has finalized entrance agreements with its six incoming member institutions, who will officially join the conference July 1, 2023.

The establishment of the entry date comes after the conference reached agreement with its three exiting schools – UCF, Cincinnati and Houston – to terminate their conference membership as of June 30, 2023. The American announced in October that UAB, FAU, Charlotte, UNT, Rice and UTSA had their applications for membership approved by the conference's nine continuing members.

The six new members will join East Carolina, Memphis, Navy (football only), South Florida, SMU, Temple, Tulane, Tulsa and Wichita State (basketball and Olympic Sports only) – to bring The American's membership to 15 schools, beginning with the 2023-24 academic year. The American will compete as a 14-team league in football and in men's and women's basketball among other sports.

PONY UP-GRADES!

Opened in 2000, Gerald J. Ford Stadium has a horseshoe configuration with an open south end zone adjacent to Mockingbird Lane. The architecture is consistent with the Collegiate-Georgian style of the entire SMU campus and features traditional, yet state-of-the-art design concepts. The stadium has a seating capacity of 32,000 with the possibility for future expansion to 45,000. The configuration includes nearly 600 club level seats and 240 seats in 24 spacious luxury suites housed in a three-level tower and press box. In addition to housing the club and suites, the press box provides excellent sightlines and comfortably accommodates more than 125 working print, digital, radio and television media. The playing surface is 25 feet below ground level, with half of the stadium's seats sunk below grade, ensuring a smooth transition into the surrounding neighborhood and the remainder of the SMU campus.

The stadium has undergone millions of dollars' worth of upgrades since its opening, and in January 2022, SMU announced the \$100 million Garry Weber End Zone Complex project at Gerald J. Ford Stadium. Sparked by a \$50 million commitment from the Garry Weber Foundation – the largest gift in the history of SMU Athletics – the new three-level complex will increase the functionality, efficiency and overall experience of Mustang Football and its fans. It also continues SMU's century-long commitment to competing at the highest levels. On Sept. 23, 2022 SMU announced a \$15 million gift from Bill and Liz Armstrong toward the end zone project. See pages 11-12 for additional facility information and updates.

THE RED CARPET

SMU may need to install a red carpet in the Mustang locker room as SMU has become "the place to be" in Dallas. Among the celebrities, legends, current and former pros that have attended practice or stopped by the stadium in recent years are: Roger Staubach, Troy Aikman, Terrell Owens, Tim Brown, Michael Irvin and Deion Sanders, as well as SMU Hall of Famers Reggie Dupard, Eric Dickerson, Craig James, Jerry Ball, Russell Carter and Don Meredith.

Former President George W. Bush performed the ceremonial coin toss at games against Navy (2011), Memphis (2012), Texas Tech (2013), Cincinnati (2014), UNT (2015), Memphis (2016), Navy (2018) and Texas State (2019). Dallas Mayor Eric Johnson performed the coin toss in SMU's 2021 season opener against ACU, and Billy Gibbons of ZZ Top flipped the coin before the win over Tulane.

Eric Dickerson, Craig James and Lance McIlhenny were part of the coin toss against Lamar (2022), and former President Bush returned for the game vs. Navy.



TEAM RECORDS (TOP 3)

SCORING AVG			SCORING			PASSING TDS			COMPLETION PCT			COMPLETIONS			KICKOFF RETURN AVG.		
1	2019	41.8	1	2019	544	1	2021	39	1	2021	66.9	1	2013	400	1	2021	27.3
2	2020	38.6	2	2017	492	2	2017	35	2	2020	65.4	2	2019	313	2	2019	26.1
3	2021	38.4	3	2021	461		2019	35	3	2013	64.6		2021	313	3	2003	25.8
4	2017	37.8	4	2012	397	4	2010	31	4	2006	64.2	4	2010	304	4	1996	25.4
5	1981	33.2	5	2020	386	5	2008	29	5	2019	62.2	5	1989	303	5	2018	25.0

#SMU2NFL

Player	Team
Chris Banjo, S	Arizona Cardinals
Kelvin Beachum, OT	Arizona Cardinals
Evan Brown, C	Detroit Lions
Shane Buechele, QB	Kansas City Chiefs
Grant Calcaterra, TE	Philadelphia Eagles
Trevor Denbow, S *	Indianapolis Colts
Garrett Gilbert, QB	New England Patriots
Kylen Granson, TE	Indianapolis Colts
Danny Gray, WR	San Francisco 49ers
Thomas Morstead, P	Miami Dolphins
James Proche II, WR	Baltimore Ravens
Delontae Scott, DE ^	Carolina Panthers
Brandon Stephens, DB	Baltimore Ravens
Courtland Sutton, WR	Denver Broncos
Zach Wood, LS	New Orleans Saints

*Reserve/Injured | ^Practice Squad

Since 2009, SMU has had 18 players selected in the NFL Draft.

Year	Player	Team (Round)
2022	Danny Gray, WR	San Francisco (3rd)
	Grant Calcaterra, TE	Philadelphia (6th)
2021	Brandon Stephens, DB	Baltimore (3rd)
	Kylen Granson, TE	Indianapolis (4th)
2020	James Proche II, WR	Baltimore (6th)
2018	Courtland Sutton, WR	Denver (2nd)
	Justin Lawler, DE	Los Angeles (7th)
	Trey Quinn, WR	Washington (7th)
2014	Kenneth Acker, CB	San Francisco (6th)
	Garrett Gilbert, QB	St. Louis (6th)
2013	Margus Hunt, DE	Cincinnati (2nd)
2012	Josh LeRibeus, OL	Washington (3rd)
	Taylor Thompson, TE	Tennessee (5th)
	Richard Crawford, DB	Washington (6th)
	Kelvin Beachum, OL	Pittsburgh (7th)
2011	Aldrick Robinson, WR	Washington (6th)
2010	Emmanuel Sanders, WR	Pittsburgh (3rd)
2009	Thomas Morstead, P	New Orleans (5th)



WORLD CHANGERS SHAPED HERE

Ranked among the Top 20% of best national universities by U.S. News and World Report, SMU is the only NCAA FBS program in Dallas, Texas, a top-5 media market. Since 2013, SMU has invested more than \$250 million in athletics facilities, 12 of 17 programs have won at least one conference championship and 16 programs have made the postseason. With over a century of athletics tradition, SMU has won eight National Championships and 170+ Conference Championships and has posted 150+ NCAA Top-10 Finishes. SMU student-athletes have won over 100 individual National Championships and earned over 1,900 All-America honors. More information about SMU and its coaches, student-athletes and teams is available at SMUMustangs.com.

A nationally ranked private university located near the heart of Dallas, SMU is a distinguished center for global research with a liberal arts tradition.

SMU's more than 12,000 diverse, high-achieving students come from all 50 states and more than 80 countries to take advantage of the University's small classes, hands-on research opportunities, leadership development, community service, international study and innovative programs. The University offers a strong foundation in the humanities and sciences and undergraduate, graduate and professional degree programs through eight schools.





Now in its second century of achievement, SMU is increasingly recognized for the ways it supports students, faculty and alumni as they become ethical leaders in their professions and communities. The University's entrepreneurial spirit lives in people from every academic discipline who see opportunities to create something new in the world – and work hard to bring their innovations to life. SMU's relationship with Dallas – the dynamic center of one of the nation's fastest-growing regions – offers unique learning, research, social and career opportunities that provide a launch pad for our students, faculty and alumni to make a global impact. On the most beautiful college campus in the country, SMU Mustangs are energized by unbridled opportunities – from teaching, learning and research to creativity, performance and athletic endeavor.

SMU was founded by the Methodist Episcopal Church, South in partnership with civic leaders. The University is nonsectarian in its teaching and committed to academic freedom and open inquiry.

GARRY WEBER END ZONE COMPLEX



Mustang Letterman Garry Weber's Foundation gave \$50 million to SMU for the new End Zone Complex at Ford Stadium. The largest gift in SMU Athletics history launched a \$100 million facility drive to power Mustang Football and increase support for all student-athletes.

-  The 192,500-square-foot Garry Weber End Zone Complex will anchor Ford Stadium's south bowl, connecting its existing east and west gate entries.
-  Team-focused spaces will include new locker rooms, a weight room, position-specific meeting rooms, and a full-team auditorium.
-  A full kitchen and training table to support all of SMU's 484 student-athletes.
-  The new facility will also house football coaches, support staff and video and recruiting services.



INDOOR PERFORMANCE CENTER

The multipurpose Indoor Performance Center supports our commitment to outstanding facility resources for the entire campus community. A transformative presence on Bishop Boulevard, it features an indoor turf football practice field, as well as spaces for training, fitness and special events. The Indoor Performance Center will enhance the student experience and elevate competitive, high-performance athletics at SMU.

ARMSTRONG FIELDHOUSE

Constructed in a Collegiate Georgian architectural style that is harmonious with SMU's traditional campus environment, the Armstrong Fieldhouse includes features such as two scoreboards, a video board, glass rollup doors and translucent panels above the practice field to let natural light in. Housing the Weber Observation Deck and Loyd Field, Armstrong Fieldhouse incorporates tributes to SMU's most famous football alumni.

LOYD FIELD

Outfitted with the same playing surface as Ford Stadium, Loyd Field will increase flexibility for many of SMU's sports programs to train, particularly during inclement weather. This space also allows use by other campus and student groups when not programmed by Athletics.



RECRUITING SUITE

Located on the second floor, features the recruiting lounge, recruiting hospitality room and the upstairs lobby. With access to an outdoor terrace providing views of campus, the recruiting suite includes comfortable furniture, TVs, examples of uniform/helmet combinations and other displays showcasing great moments and players in SMU's storied football history.

WEBER OBSERVATION DECK

Located indoors on the second floor, the Weber Observation Deck overlooks the Armstrong Fieldhouse and offers prime views of practices or other activities on Loyd Field.

CRUM TERRACE

Located on the second floor and visible from Bishop Boulevard and Binkley Avenue, is a premier outdoor event space with two entrances from the recruiting lounge.

MILLER BOULEVARD BALLROOM

Located on the ground floor just inside the main entrance off Bishop Boulevard, serves as a multipurpose space that can accommodate banquets, presentations, meetings, hospitality and other social gatherings for athletics, as well as campus and community events.

WEIGHT ROOM

Located on the ground floor and has direct access to Loyd Field. It provides an additional strength and conditioning space for student-athletes.

LETTERWINNERS PLAZA

As a testament to over 100 years of SMU Football history, the Letterwinners Plaza features bricks with all of the men and women who earned a football varsity letter as a student-athlete, manager or trainer since the program's inception in 1915.



AWARDS & HONORS

Chris Admiora**Preseason**

East-West Shrine Bowl 1000 List

Beau Barker

Burlsworth Trophy Nominee

Marcus Bryant**Preseason**

PFF Honorable Mention All-AAC

Ryan Bujcevski

Ray Guy Award Watch List

Elijah Chatman

Bronko Nagurski Trophy Watch List

Outland Trophy Watch List

Rotary Lombardi Award Watch List

Senior Bowl Watch List

Preseason

Phil Steele First-Team All-AAC

Athlon Sports First-Team All-AAC

CFN All-AAC, Top 30 Players: No. 25

PFF First-Team All-AAC

Bruce Feldman College Freaks List: No. 65

East-West Shrine Bowl 1000 List

Beau Corrales**Preseason**

East-West Shrine Bowl 1000 List

Brandon Crossley**Preseason**

PFF Second-Team All-AAC

East-West Shrine Bowl 1000 List

Brendan Hall

Ray Guy Award Watch List

Tyler Lavine

AAC Honor Roll (Oct. 31)

Earl Campbell Tyler Rose Award Honorable Mention (Nov. 1)

DeVere Levelston

Senior Bowl Watch List

Preseason

Phil Steele First-Team All-AAC

Athlon Sports First-Team All-AAC

DCTF All-Texas First Team, Lone Star 50: No. 48

PFF Second-Team All-AAC

East-West Shrine Bowl 1000 List

Bryan Massey

Paul Hornung Award Watch List

Preseason

Sports Illustrated Second-Team All-America

Pro Football Network Third-Team All-America

Phil Steele Second-Team All-American, Second-Team All-AAC

Athlon Sports Third-Team All-American, First-Team All-AAC

CFN All-AAC

PFF Second-Team All-AAC

TJ McDaniel

Earl Campbell Tyler Rose Award Honorable Mention (Sept. 13)

Tanner Mordecai

Davey O'Brien QB Class of 2022

Walter Camp Award Watch List

CFPA National Performer of the Year Trophy Watch List

Maxwell Award Watch List

William V. Campbell Trophy Nominee

Manning Award Watch List

Johnny Unitas Golden Arm Award Watch List

Earl Campbell Tyler Rose Award Watch List

CFPA National Performer of the Week (Nov. 6)

Walter Camp Award Player of the Week (Nov. 6)

AAC Offensive Player of the Week (Nov. 7)

Maxwell Award Player of the Week (Nov. 8)

Davey O'Brien National QB of the Week (Nov. 8)

Earl Campbell Tyler Rose Award Player of the Week (Nov. 8)

AAC Weekly Honor Roll (Oct. 17, Sept. 5)

Earl Campbell Tyler Rose Award Honorable Mention (Oct. 18, Sept. 6)

Manning Award Star of the Week (Nov. 7, Sept. 6)

Davey O'Brien Great 8 (Nov. 7, Sept. 6)

Preseason

Phil Steele Second-Team All-AAC

Athlon Sports First-Team All-AAC

DCTF All-Texas Second Team

PFF Top 50 FBS Quarterbacks: No. 20, Second-Team All-AAC

CFN Top 30 Players: No. 9

East-West Shrine Bowl 1000 List

Terrance Newman

Wuerffel Trophy Watch List

Justin Osborne**Preseason**

PFF Honorable Mention All-AAC

Jimmy Phillips, Jr.**Preseason**

Phil Steele Third-Team All-AAC

Athlon Sports Third-Team All-AAC

Lone Star Top 50: No. 20

PFF Third-Team All-AAC

East-West Shrine Bowl 1000 List

Rashee Rice

Biletnikoff Award Watch List

Earl Campbell Tyler Rose Award Watch List

Senior Bowl Watch List

The Athletic Midseason All-American: Second Team

Pro Football Focus Midseason All-American: Second Team

East-West Shrine Bowl Breakout Offensive Player (Oct. 31)

AAC Weekly Honor Roll (Oct. 31, Sept. 12)

Earl Campbell Tyler Rose Award Honorable Mention (Nov. 1, Sept. 13, Sept. 6)

Preseason

Phil Steele Second-Team All-AAC

Athlon Sports First-Team All-AAC

DCTF All-Texas Second Team, Lone Star 50: No. 36

CFN All-AAC, Top 30 Players: No. 8

PFF Second-Team All-AAC

East-West Shrine Bowl 1000 List

Jahari Rogers

Phil Steele First-Team All-AAC

Tre Siggers**Preseason**

Athlon Sports Third-Team All-AAC

PFF Third-Team All-AAC

Isaac Slade-Matautia

Butkus Award Watch List

Polynesian College Football Player of the Year Watch List

Senior Bowl Watch List

AAC Weekly Honor Roll (Oct. 17)

Preseason

East-West Shrine Bowl 1000 List

Jaylon Thomas

Senior Bowl Watch List

Preseason

Phil Steele Second-Team All-AAC

Athlon Sports Third-Team All-AAC

CFN All-AAC, Top 30 Players: No. 14

PFF Second-Team All-AAC

East-West Shrine Bowl 1000 List

Camar Wheaton**Preseason**

Phil Steele Second-Team All-AAC

Gary Wiley**Preseason**

PFF Third-Team All-AAC

East-West Shrine Bowl 1000 List

Scott Symons

DCTF 40 Under 40

Alex Brown

On3 2022 Rising Star (Personnel & Recruiting Staff)

Team

Pro Football Network Preseason Defensive Line of the Year

SMU'S RECORD WHEN...

	Overall		AAC	
	W	L	W	L
Record	5	4	3	2
Home	3	2	2	1
Road	2	2	1	1
Neutral	0	0	0	0
Overtime	0	0	0	0
Night Game (6pm)	4	2	2	1
Day Game	1	2	1	1
Grass	0	1	0	1
Turf	5	3	3	1
Scores First	5	0	3	0
Opponent Scores First	0	4	0	2
Leads after 1st Qtr.	5	2	3	1
Trails after 1st Qtr.	0	2	0	1
Tied after 1st Qtr.	0	0	0	0
Leads at half	5	2	3	1
Trails at half	0	2	0	1
Tied at half	0	0	0	0
Leads after 3rd Qtr.	5	1	3	0
Trails after 3rd Qtr.	0	3	0	2
Tied after 3rd Qtr.	0	0	0	0
Scores less than 10	0	0	0	0
Scores 10-19	0	1	0	1
Scores 20-29	0	2	0	1
Scores 30-39	0	1	0	0
Scores 40+	5	0	3	0
Opp. Scores less than 10	0	0	0	0
Opp. Scores 10-19	2	0	0	0
Opp. Scores 20-29	0	1	0	1
Opp. Scores 30-39	2	1	2	0
Opp. Scores 40+	1	2	1	1
Margin is 3 pts or less	0	1	0	1
Margin is 7 pts or less	1	1	1	0
Margin is 8-14 pts	2	1	2	0
Margin is 15-20 pts	0	0	0	0
Margin is 21+ pts	2	1	0	1
Has 0 turnovers	2	0	2	0
Has 1-2 turnovers	2	3	1	2
Has 3+ turnovers	1	1	0	0
Opp. Has 0 turnovers	0	3	0	2
Opp. has 1-2 turnovers	3	1	2	0
Opp. has 3+ turnovers	2	0	1	0
Positive TO margin	4	0	3	0
Negative TO margin	1	4	0	2
TOs are even	0	0	0	0
Less than 300 total yards	0	1	0	1
300-399 total yards	0	0	0	0
400+ total yards	5	3	3	1
Opp. has less than 300 total yards	1	0	0	0
Opp. has 300-399 total yards	1	1	1	1
Opp. has 400+ total yards	3	3	2	1
More total yards	3	1	1	0
Less total yards	2	3	2	2
Has less than 100 yds rushing	0	1	1	1
Has 100+ yds rushing	5	3	2	1
Opp. has less than 100 yds rushing	0	0	1	0
Opp. has 100+ yds rushing	5	4	2	2
Has less than 200 yds passing	0	1	0	1
Has 200-299 yds passing	1	0	0	0
Has 300+ yds passing	4	3	3	1
Opp. has less than 200 yds passing	2	0	1	0
Opp. has 200-299 yds passing	2	3	1	1
Opp. has 300+ yds passing	1	1	1	1
Plays AP ranked opp.	0	1	0	1
Plays opponent receiving votes	0	0	0	0
Has player with 100+ yds rushing	2	0	1	0
Opp. has player with 100+ yds rushing	3	3	2	1
Has player with 100+ yds receiving	4	3	2	1
Opp. has player with 100+ yds receiving	2	1	2	1
Has player with 300+ yds passing	3	2	2	0
Opp. has player with 300+ yds passing	1	1	1	1

NATIONAL RANKINGS

Team	TEAM			Category (#)	Player	INDIVIDUAL		
	NCAA	AAC	Avg./#			NCAA	AAC	Avg./#
3rd Down Conversion Pct	32	4	0.456	All Purpose	Rashee Rice	32	3	118.67
3rd Down Conversion Pct Def	45	3	0.363	Blocked Kicks	DeVere Levelston	3	2	2
4th Down Conversion Pct	19	2	0.667	Completion Percentage	Tanner Mordecai	63	7	0.627
4th Down Conversion Pct Def	108	9	0.643	Completions Per Game	Tanner Mordecai	18	3	23.50
Blocked Kicks	9	1	3	Field Goal Percentage	Collin Rogers	32	3	0.833
Blocked Kicks Allowed	1	1	0	Field Goals Per Game	Collin Rogers	58	5	1.11
Blocked Punts Allowed	1	1	0	Fumbles Recovered	Nick Roberts	9	1	2
Completion Percentage	59	7	0.624	Interceptions Per Game	Nick Roberts	25	2	0.3
Defensive TDs	49	5	1	Passing Efficiency	Tanner Mordecai	25	3	155.5
Fewest Penalties	12	6	40	Passing TDs	Tanner Mordecai	8	2	25
Fewest Penalties Per Game	12	6	4.44	Passing Yards	Tanner Mordecai	18	4	2,500
Fewest Penalty Yards	20	6	382	Passing Yards Per Game	Tanner Mordecai	8	1	312.5
Fewest Penalty Yards Per Game	18	6	42.44	Passing Yards per Completion	Tanner Mordecai	28	3	13.30
First Downs Defense	94	9	199	Points Responsible For	Tanner Mordecai	10	2	162
First Downs Offense	23	2	221	Points Responsible For Per Game	Tanner Mordecai	6	2	20.2
Fumbles Lost	63	5	6	Receiving TDs	Rashee Rice	10	2	8
Fumbles Recovered	22	2	8	Receiving Yards	Rashee Rice	1	1	1,068
Kickoff Return Defense	103	10	22.71	Receiving Yards Per Game	Rashee Rice	1	1	118.7
Kickoff Returns	79	7	19.40	Receptions Per Game	Rashee Rice	5	2	7.9
Net Punting	29	5	40.63	Rushing TDs	Tyler Lavine	70	6	6
Passes Had Intercepted	78	9	8	Scoring	Collin Rogers	40	3	8.2
Passes Intercepted	62	4	7	Total Interceptions	Nick Roberts	18	1	3
Passing Offense	5	1	331.0	Total Offense	Tanner Mordecai	11	2	324.9
Passing Yards Allowed	97	6	253.6	Total Points Scored	Collin Rogers	35	3	74
Passing Yards per Completion	30	3	13.30	Total Touchdowns	Rashee Rice	61	6	8
Punt Return Defense	81	6	8.17	Yards per Pass Attempt	Tanner Mordecai	30	4	8.33
Punt Returns	88	9	6.30	Yards per Reception	Moochie Dixon	78	9	15.78
Red Zone Defense	61	7	0.829					
Red Zone Offense	19	2	0.909					
Rushing Defense	118	9	199.7					
Rushing Offense	69	6	148.0					
Sacks Allowed	46	5	1.78					
Scoring Defense	119	9	33.7					
Scoring Offense	10	1	40.2					
Tackles for Loss Allowed	65	6	5.44					
Team Passing Efficiency	27	3	153.38					
Team Passing Efficiency Def	96	6	139.59					
Team Sacks	44	4	2.44					
Team Tackles for Loss	73	7	5.6					
Time of Possession	125	10	26:36					
Total Defense	120	10	453.2					
Total Offense	19	2	479.0					
Turnover Margin	61	6	0.11					
Turnovers Gained	38	1	15					
Turnovers Lost	73	6	14					
Winning Percentage--*	54	5	0.556					



SMU GAME-BY-GAME STARTERS - OFFENSE

Game	QB	RB/WR	TE	WR/TE	WR	WR	LT	LG	C	RG	RT
at UNT	Tanner Mordecai	Tre Siggers	Ben Redding	Jake Bailey	Rashee Rice	Austin Upshaw	Marcus Bryant	Jaylon Thomas	Branson Hickman	Justin Osborne	Owen Condon
Lamar	Tanner Mordecai	TJ McDaniel	Ben Redding	Gage Haskin	Rashee Rice	Roderick Daniels Jr.	Marcus Bryant	Jaylon Thomas	Branson Hickman	Justin Osborne	Owen Condon
at Maryland	Tanner Mordecai	TJ McDaniel	Ben Redding	Jake Bailey	Rashee Rice	Jordan Kerley	Marcus Bryant	Joe Bissinger	Branson Hickman	Justin Osborne	Owen Condon
TCU	Tanner Mordecai	Velton Gardner	Ben Redding	Jake Bailey	Rashee Rice	Austin Upshaw	Marcus Bryant	Jaylon Thomas	Branson Hickman	Justin Osborne	Owen Condon
at UCF	Tanner Mordecai	Tre Siggers	Ben Redding	Jake Bailey	Rashee Rice	Beau Corrales	Marcus Bryant	Joe Bissinger	Branson Hickman	Justin Osborne	Jaylon Thomas
Navy	Tanner Mordecai	TJ McDaniel	Ben Redding	Dylan Goffney	Rashee Rice	Austin Upshaw	Jaylon Thomas	Joe Bissinger	Branson Hickman	Justin Osborne	Owen Condon
Cincinnati	Tanner Mordecai	Camar Wheaton	RJ Maryland	Dylan Goffney	Rashee Rice	Jordan Kerley	Marcus Bryant	Joe Bissinger	Branson Hickman	Justin Osborne	Jaylon Thomas
at Tulsa	Preston Stone	Camar Wheaton	Ben Redding	Gage Haskin	Rashee Rice	Austin Upshaw	Marcus Bryant	Joe Bissinger	Jaylon Thomas	Justin Osborne	Owen Condon
Houston	Tanner Mordecai	Moochie Dixon	RJ Maryland	Roderick Daniels Jr.	Rashee Rice	Jordan Kerley	Marcus Bryant	Joe Bissinger	Branson Hickman	Justin Osborne	Jaylon Thomas
at USF											
at Tulane											
Memphis											

SMU GAME-BY-GAME STARTERS - DEFENSE

Game	DE	NT	DT	Bandit	LB	LB	LB/WS	CB	CB/S	S	S
at UNT	Terrance Newman	Elijah Chatman	DeVere Levelston	Gary Wiley	Jimmy Phillips Jr.	Isaac Slade-Matautia	Shanon Reid	Sam Westfall	Ar'mani Johnson	Isaiah Nwokobia	Nick Roberts
Lamar	Junior Aho	Elijah Chatman	DeVere Levelston	Gary Wiley	Jimmy Phillips Jr.	Isaac Slade-Matautia	Brandon Crossley	Sam Westfall	Ar'mani Johnson	Isaiah Nwokobia	Nick Roberts
at Maryland	Nelson Paul	Elijah Chatman	Darren Brown	Gary Wiley	Jimmy Phillips Jr.	Isaac Slade-Matautia	Brandon Crossley	Sam Westfall	Ar'mani Johnson	Bryan Massey	Nick Roberts
TCU	Nelson Paul	Elijah Chatman	DeVere Levelston	Gary Wiley	Jimmy Phillips Jr.	Isaac Slade-Matautia	Brandon Crossley	Sam Westfall	Ar'mani Johnson	Bryan Massey	Nick Roberts
at UCF	Terrance Newman	Elijah Chatman	DeVere Levelston	Nelson Paul	Jimmy Phillips Jr.	JaQwondis Burns	Shanon Reid	Sam Westfall	Ar'mani Johnson	Roderick Roberson Jr.	Nick Roberts
Navy	Stephon Wright	Terrance Newman	DeVere Levelston	Gary Wiley	Keke Burns	Isaac Slade-Matautia	Shanon Reid	Sam Westfall	Roderick Roberson Jr.	Bryan Massey	Nick Roberts
Cincinnati	Stephon Wright	Nelson Paul	DeVere Levelston	Gary Wiley	Jimmy Phillips Jr.	Isaac Slade-Matautia	Bryan Massey	Sam Westfall	Ar'mani Johnson	Roderick Roberson Jr.	Nick Roberts
at Tulsa	Terrance Newman	Elijah Chatman	DeVere Levelston	Nelson Paul	Jimmy Phillips Jr.	Isaac Slade-Matautia	Brandon Crossley	Sam Westfall	Ar'mani Johnson	Bryan Massey	Nick Roberts
Houston	Terrance Newman	Elijah Chatman	DeVere Levelston	Nelson Paul	Jimmy Phillips Jr.	Isaac Slade-Matutia	Brandon Crosslien	Sam Westfall	Ar'man Johnson	Bryan Massey	Nick Roberts
at USF											
at Tulane											
Memphis											

GAME-BY-GAME LEADERS

Opp.	Player (Passing)	Opp.	Player (Rushing Yards)	Opp.	Player (Receiving Yards)
at UNT	Mordecai (23-32, 432 yards, 4 TD)	at UNT	Siggers (12-54 yards, TD)	at UNT	Rice (8-166, TD)
Lamar	Mordecai (18-31, 212 yards, 3 TD)	Lamar	Gardner (11-100)	Lamar	Rice (9-132, 2 TD)
at Maryland	Mordecai (29-54, 369 yards, 3 TD)	at Maryland	Siggers (19-86)	at Maryland	Rice (11-193)
TCU	Mordecai (27-49, 372 yards, 2 TD)	TCU	Siggers (19-60, 3 TD)	TCU	Bailey (9-163, TD)
UCF	Mordecai (28-56, 295 yards)	UCF	Gardner (12-69)	UCF	Rice (12-122)
Navy	Mordecai (20-27, 336 yards, 3 TD)	Navy	Mordecai (6-74, TD)	Navy	Goffney (4-116, TD)
Cincinnati	Mordecai (15-25, 105 yards, TD)	Cincinnati	Wheaton (8-53)	Cincinnati	Kerley (6-44, TD)
Tulsa	Stone (11-17, 219 yards, TD)	Tulsa	Lavine (17-72, 3 TD)	Tulsa	Rice (9-180, 2 TD)
Houston	Mordecai (28-37, 379 yards, 9 TD)	Houston	Lavine (25-146, TD)	Houston	Goffney (4-100, TD)
USF		USF		USF	
Tulane		Tulane		Tulane	
Memphis		Memphis		Memphis	
Opp.	Player (Tackles/Sacks)	Opp.	Player (INT/FF/FR)	Opp.	Player (FG, Yards/PAT)
at UNT	Phillips Jr., Slade-Matautia (8) / K. Burns (1)	at UNT	Roberts, Wright (1) / Adimora (1) / Roberts (1)	at UNT	C. Rogers (2-2, 29 yards) / C. Rogers (6-6)
Lamar	Wiley, Chatman (6) / Chatman, Aho (1)	Lamar	Reid (1) / Wiley (1)	Lamar	C. Rogers (1-1, 20 yards) / C. Rogers (6-6)
at Maryland	Slade-Matautia (11) / Chatman (1.5)	at Maryland	- / Nwokobia, J. Burns (1) / Cromartie, Hall (1)	at Maryland	C. Rogers (2-3, 43 yards) / C. Rogers (3-3)
TCU	Paul (8) / Paul (3)	TCU	- / Paul (1) / -	TCU	- / C. Rogers (4-4)
UCF	Phillips Jr. (11) / Smith (1)	UCF	- / - / -	UCF	C. Rogers (2-2, 32 yards) / C. Rogers (1-1)
Navy	Massey, Reid, Roberts (7) / Slade-Matautia, Sandjo-Njiki (0.5)	Navy	Slade-Matautia (1) / Jones (1) / Roberts (1)	Navy	C. Rogers (2-2, 46 yards) / C. Rogers (4-4)
Cincinnati	Reid (8) / Levelston, Paul (1)	Cincinnati	- / - / -	Cincinnati	- / C. Rogers (3-3)
Tulsa	Massey (6) / Phillips Jr., Slade-Matautia, Aho, Smith, Samuels (1)	Tulsa	- Roberts, Aho (1) / Chatman, Reid (1)	Tulsa	C. Rogers (1-2, 34 yards) / C. Rogers (6-6)
Houston	Johnson, Roberts (6) / Paul, Smith (1)	Houston	Roberts (2) / - / -	Houston	- / C. Rogers (11-11)
USF		USF		USF	
Tulane		Tulane		Tulane	
Memphis		Memphis		Memphis	



MUSTANG DEPTH CHART

OFFENSE

WR	23	Austin Upshaw	(6-1, 192, SR-3L)
	1	Jordan Kerley	(6-2, 189, JR-1L)
LT	52	Marcus Bryant	(6-8, 315, JR-2L)
	51	Justin Osborne	(6-5, 309, JR-2L)
LG or	71	Jaylon Thomas	(6-5, 311, SR-4L)
	54	Joe Bissinger	(6-5, 311, SR-TR)
C	56	Branson Hickman	(6-3, 284, SO-1L)
	71	Jaylon Thomas	(6-5, 311, SR-4L)
RG	51	Justin Osborne	(6-5, 309, JR-2L)
	75	Ben Sparks	(6-4, 298, SO-1L)
RT	74	Owen Condon	(6-8, 318, SR-GT)
	51	Justin Osborne	(6-5, 309, JR-2L)
WR or	10	Dylan Goffney	(6-1, 213, SO-1L)
	13	Roderick Daniels Jr.	(5-9, 182, SO-1L)
WR	11	Rashee Rice	(6-2, 203, SR-3L)
	5	Moochie Dixon	(6-0, 185, SO-TR)
TE	82	RJ Maryland	(6-4, 217, FR-HS)
	89	Gage Haskin	(6-4, 229, SO-1L)
RB	31	Tyler Lavine	(5-11, 212, SR-3L)
	0	Camar Wheaton	(5-10, 185, FR-TR)
QB	8	Tanner Mordecai	(6-3, 214, SR-1L)
	7	Kevin Jennings	(6-0, 179, FR-HS)

SPECIAL TEAMS

P	92	Ryan Bujcevski	(6-0, 177, SR-GT)
	93	Brendan Hall	(6-9, 231, SO-1L)
KO	93	Brendan Hall	(6-9, 231, SO-1L)
	41	Collin Rogers	(6-4, 190, FR-HS)
PK	41	Collin Rogers	(6-4, 190, FR-HS)
	93	Brendan Hall	(6-9, 231, SO-1L)
KR	0	Bryan Massey	(5-11, 188, JR-2L)
	13	Roderick Daniels Jr.	(5-9, 182, SO-1L)
PR	13	Roderick Daniels Jr.	(5-9, 182, SO-1L)
	1	Jordan Kerley	(6-2, 189, JR-1L)
SN	48	Will Benton	(6-1, 219, JR-2L)
	49	Jovoni Borbon	(5-10, 203, SO-JC)
H	92	Ryan Bujcevski	(6-0, 177, SR-GT)

DEFENSE

DE	3	Gary Wiley	(6-3, 239, SR-4L)
	45	Jayden Jones	(6-5, 255, FR-RS)
NT	40	Elijah Chatman	(6-0, 291, SR-3L)
	98	Mike Yoan Sandjo-Njiki	(6-2, 290, SO-JC)
	or 91	Terrance Newman	(6-0, 315, SR-4L)
DT	96	DeVere Levelston	(6-5, 275, SR-2L)
	33	Junior Aho	(6-4, 272, SR-2L)
BANDIT	9	Nelson Paul	(6-2, 230, SR-3L)
	58	Isaiah Smith	(6-4, 213, FR-HS)
MLB	41	Isaac Slade-Matautia	(6-1, 236, SR-1L)
	12	Shanon Reid	(6-1, 233, SR-GT)
WLB	6	Jimmy Phillips Jr.	(6-3, 236, SR-4L)
	8	JaQwondis Burns	(6-2, 231, SO-TR)
N/S	0	Bryan Massey	(5-11, 188, JR-2L)
	1	Brandon Crossley	(6-0, 186, SR-2L)
CB	5	Ar'mani Johnson	(6-0, 180, SR-3L)
	4	Jahari Rogers	(6-0, 188, SO-1L)
BS	13	Roderick Roberson Jr.	(6-0, 194, JR-2L)
	20	Chris Adimora	(6-2, 212, SR-TR)
FS	22	Nick Roberts	(5-11, 175, SR-GT)
	16	Ahmaad Moses	(5-10, 202, FR-HS)
CB	26	Sam Westfall	(5-10, 188, SR-2L)
	25	Kevaris Hall	(6-3, 196, SO-TR)

FUTURE NON-CONFERENCE SCHEDULES

2023	
Sept. 9	at Oklahoma
Sept. 23	at TCU
	Louisiana Tech
2024	
Sept. 14	at Vanderbilt
Sept. 21	TCU
2025	
Sept. 20	at TCU
2023	
Sept. 11	Oklahoma
2028	
Sept. 9	at Vanderbilt
2029	
Sept. 15	Vanderbilt
2030	
Aug. 31	at Colorado
2031	
Sept. 6	Colorado
Dates/Games subject to change	

CAREER PARTICIPATION

GAMES	GP	GS
REDDING, Ben	56	9
PHILLIPS JR., Jimmy	55	20
ROBERTS, Nick	52	44
WILEY, Gary	52	11
NEWMAN, Terrance	51	6
THOMAS, Jaylon	50	45
SLADE-MATAUTIA, Isaac	49	29
JOHNSON, Ar'mani	44	29
REID, Shanon	44	16
LAVINE, Tyler	43	0
CROSSLEY, Brandon	42	10
BISSINGER, Joe	42	13
CHATMAN, Elijah	42	28
PAUL, Nelson	42	7
UPSHAW, Austin	42	5
SIGGERS, Tre	41	15
RICE, Rashee	41	30
ADIMORA, Chris	40	10
BUJCEVSKI, Ryan	39	0
CORRALES, Beau	38	19
FARRAR, Kamryn	34	0
MORDECAI, Tanner	32	32
BAILEY, Jake	31	18
CONDON, Owen	30	7
AHO, Junior	30	2
LEVELSTON, DeVere	29	19
OSBORNE, Justin	29	29
KERLEY, Jordan	28	4
ERVIN, Cameron	28	1
BURNS, Keke	27	1
MASSEY, Bryan	27	8
ROBERSON JR., Roderick	26	5
BRYANT, Marcus	26	15
GARDNER, Velton	25	7
BARKER, Beau	25	0
WESTFALL, Sam	25	9
MATTHEWS-HARRIS, Nolan	24	0
DIXON, Moochie	24	2
CLAY, Donald	23	0
BROWN, Darren	23	1
McDANIEL, TJ	23	7
BENTON, Will	23	0
HASKIN, Gage	22	1
ROGERS, Jahari	22	9
HALL, Brendan	21	0
PALMER, Deuce	20	0
DANIELS JR., Roderick	20	2
HICKMAN, Branson	19	15
SPARKS, Ben	19	0
HALL, Kevaris	18	0
PERDUE, Dalton	18	0
BURNS, JaQwondis	17	1
ROBINSON, Thalen	16	0
WIGGINS, Calvin	16	2
GOFFNEY, Dylan	16	3
McMORRIS, Bryce	12	8
NWOKOBIA, Isaiah	12	6
EPTON JR., Brandon	12	0
KNOX, Teddy	12	0
RECORD, Jayleen	11	0
WRIGHT, Stephon	11	2
SNEED, Trevion	10	0
SICKAFOOSE, Alex	10	0
STONE, Preston	9	1
MARYLAND, RJ	9	2
ROGERS, Collin	9	0
MOSES, Ahmaad	9	0
SMITH, Isaiah	9	0
GONZALEZ, Simon	8	0
JONES, Jayden	8	1
GOREE, Pierre	8	0
SAMUELS, Je'lin	8	0
SANDJO-NJIKI, Mike Yoan	8	0
WHEATON, Camar	7	2
KUEHNE, Will	6	0
GOLDBERG, Will	5	0
CAMPBELL, Carter	4	0
CORDELL, Dylan	4	0
RITZ, Jackson	4	0
EBY, Stone	3	0
FURGAL, Ben	2	0
ALLEN, Kam	2	0
DAVIS, AJ	2	0
FORQUE, Parker	1	0
MORSE, Sam	1	0
SMITH, Erin	1	0
LINK, Carter	1	0
BAER, Matt	1	0
STRONG, Trent	1	0
SCHULTZ, Keaton	1	0
MINORS, Zane	1	0
JENNINGS, Kevin	1	0

SMU ALPHABETICAL ROSTER

NUMERICAL ROSTER			No.	Name	Pos.	Ht.	Wt.	CL-EXP	Hometown / Previous School
0	Bryan Massey	S	10	David Abiara	DE	6-5	264	FR-TR	Mansfield, Texas / Texas / Legacy
0	Camar Wheaton	RB	20	Chris Adimora	S	6-2	212	SR-TR	Long Beach, Calif. / Texas / Mayfair
1	Brandon Crossley	S	33	Junior Aho	DT	6-4	272	SR-2L	Nice, France / New Mexico Military Institute
1	Jordan Kerley	WR	83	Kam Allen	TE	6-5	230	FR-TR	Forney, Texas / Michigan State / North Forney
2	Isaiah Nwokobia	S	95	Matt Baer	DE	6-0	238	FR-HS	Aurora, Colo. / Regis Jesuit
2	Preston Stone	QB	12	Jake Bailey	WR	5-10	183	SR-TR	San Clemente, Calif. / Rice / St. John Bosco
3	Beau Corrales	WR	9	Beau Barker	WR	6-1	181	JR-2L	Amarillo, Texas / Amarillo
3	Gary Wiley	DE	79	Nate Bennett	OL	6-3	265	FR-HS	Mansfield, Texas / Legacy
4	Jahari Rogers	CB	48	Will Benton IV	LS	6-1	219	JR-2L	Atlanta, Ga. / The Westminster Schools
4	Tre Siggers	RB	54	Joe Bissinger	OL	6-5	311	SR-TR	Houston, Texas / Virginia / Memorial
5	Moochie Dixon	WR	49	Jovoni Borbon	LS	5-10	203	SO-JC	Sierra Vista, Calif. / Mericopa CC / Buena
5	Ar'mani Johnson	CB	39	Darren Brown	DT	6-1	323	SR-3L	Converse, Texas / Judson
6	Jimmy Phillips Jr.	LB	32	Joey Bruszer	WR	6-3	225	FR-HS	Sunnyvale, Texas / Sunnyvale
7	Kevin Jennings	QB	52	Marcus Bryant	OL	6-8	315	JR-2L	Round Rock, Texas / Cedar Ridge
7	Bryce McMorris	CB	92	Ryan Bujcevski	P	6-0	177	SR-GT	Sydney, Australia / Texas / Marist Catholic College
8	JaQwondis Burns	LB	8	JaQwondis Burns	LB	6-2	231	SO-TR	Terrell, Texas / Minnesota / IMG Academy
8	Tanner Mordecai	QB	15	Keke Burns	LB	6-4	224	JR-2L	Pittsburg, Texas / Pittsburg
9	Beau Barker	WR	30	Carter Campbell	WR	6-0	188	SO-SQ	San Antonio, Texas / Reagan
9	Nelson Paul	DE	45	Sam Caspino	TE	6-2	225	FR-HS	Santa Margarita, Calif. / Rancho Santa Margarita
10	David Abiara	DE	50	Marcus Chan	LS			FR-HS	Bishop Diego
10	Dylan Goffney	WR	34	Parker Chappell	WR	6-3	206	FR-HS	Episcopal School of Jacksonville
11	Rashee Rice	WR	40	Elijah Chatman	DT	6-0	291	SR-3L	Shreveport, La. / Evangel Christian Academy
11	Je'lin Samuels	DE	39	Keaton Cheves	WR	5-11	188	FR-HS	Dallas, Texas / Shelton
12	Jake Bailey	WR	21	Donald Clay	S	6-0	185	JR-2L	New Orleans, La. / John Curtis
12	Shanon Reid	LB	52	Ricky Cole III	DL	6-1	286	JR-SQ	Baltimore, Md. / Wagner / Dallastown
13	Roderick Daniels, Jr.	WR	74	Owen Condon	OL	6-8	318	SR-GT	Oklahoma City, Okla. / Georgia / Bishop McGuinness
13	Roderick Roberson, Jr.	S	67	Dylan Cordell	OL	6-3	277	SO-SQ	Houston, Texas / Houston Second Baptist
14	AJ Davis	CB	3	Beau Corrales	WR	6-4	211	SR-TR	Georgetown, Texas / North Carolina / Georgetown HS
14	Nolan Matthews-Harris	TE	1	Brandon Crossley	S	6-0	186	SR-2L	Dallas, Texas / Colorado State / Little Elm
15	Keke Burns	LB	13	Roderick Daniels, Jr.	WR	5-9	182	SO-1L	Duncanville, Texas / Duncanville
15	Calvin Wiggins	WR	14	AJ Davis	CB	5-10	179	FR-HS	Dallas, Texas / Skyline
16	Owen Easley	QB	26	Montaye Dawson	RB	5-8	164	FR-RS	Dallas, Texas / All Saints Episcopal
16	Ahmaad Moses	S	29	Daylon Dickerson	WR	6-6	185	FR-HS	Kaufman, Texas / Kaufman
18	Teddy Knox	WR	5	Moochie Dixon	WR	6-0	185	SO-TR	Carthage, Texas / Texas / Carthage
20	Chris Adimora	S	16	Owen Easley	QB	6-1	208	JR-JC	El Cajon, Calif. / Saddleback College / Christian United
20	Jayleen Record	WR	47	Stone Eby	DT	6-5	270	FR-RS	Flower Mound, Texas / Flower Mound
21	Donald Clay	S	22	Brandon Epton, Jr.	RB	6-0	193	SO-1L	Dallas, Texas / Kimball
21	Will Kuehne	QB	64	Cameron Ervin	OL	6-3	287	JR-2L	Fayetteville, Ark. / Fayetteville
22	Brandon Epton, Jr.	RB	44	Kamryn Farrar	LB	6-0	214	JR-TR	Dallas, Texas / Oklahoma State / Skyline
22	Nick Roberts	S	28	Charlie Fiser	QB	6-1	190	FR-HS	Little Rock, Ark. / Pulaski Academy
23	Austin Upshaw	WR	54	Trey Fite	DE	6-5	219	FR-HS	Tatum, Texas / Tatum
24	Velton Gardner	RB	49	Parker Forque	DE	6-5	240	FR-RS	Bellaire, Texas / Episcopal
25	Kevaris Hall	CB	55	Dylan Frazier	DT	6-5	248	FR-HS	Celina, Texas / McKinney North
25	TJ McDaniel	RB	27	Ben Furgal	CB	5-11	183	JR-1L	Southlake, Texas / Southlake Carroll
26	Montaye Dawson	RB	24	Velton Gardner	RB	5-9	197	JR-TR	Dallas, Texas / Kansas / Skyline
26	Sam Westfall	CB	10	Dylan Goffney	WR	6-1	213	SO-1L	Cypress, Texas / Bridgeland
27	Ben Furgal	CB	35	Will Goldberg	S	5-11	197	JR-1L	Santa Monica, Calif. / Harvard-Westlake
27	Zane Minors	RB	88	Simon Gonzalez	TE	6-4	235	JR-1L	Magnolia, Texas / Texas Tech / Magnolia
28	Charlie Fiser	QB	29	Pierre Goree	LB	6-0	217	FR-HS	Duncanville, Texas / Duncanville
28	Luke Mabe	S	43	Andrew Hale	S	6-0	182	FR-HS	Denver, Colo. / Valor Christian
29	Daylon Dickerson	WR	93	Brendan Hall	K/P	6-9	231	SO-1L	Springtown, Texas / Springtown
29	Pierre Goree	LB	25	Kevaris Hall	CB	6-3	196	SO-TR	Red Oak, Texas / Tulane / Red Oak
30	Carter Campbell	WR	89	Gage Haskin	TE	6-4	229	SO-1L	North Richland Hills, Texas / Birdville
31	Tyler Lavine	RB	86	Davis Hawkins	TE	6-7	239	SO-HS	Little Rock, Ark. / Miami / IMG Academy
31	Ford Parker	CB	47	Nic Heck	WR	5-8	140	JR-SQ	Katy, Texas / Katy
32	Joey Bruszer	WR	56	Branson Hickman	OL	6-3	284	SO-1L	McKinney, Texas / Jesuit College Prep
32	Carson Richards	S	99	Braylen Jackson	DT	6-4	281	FR-HS	Mansfield, Texas / Lake Ridge
33	Junior Aho	DT	7	Kevin Jennings	QB	6-0	179	FR-HS	Oak Cliff, Texas / South Oak Cliff
33	Hudson Shrum	WR	5	Ar'mani Johnson	CB	6-0	180	SR-3L	Missouri City, Texas / Ridge Point
34	Parker Chappell	WR	45	Jayden Jones	DE	6-5	255	FR-RS	Dallas, Texas / Parish Episcopal
34	John Porter	S	1	Jordan Kerley	WR	6-2	189	JR-1L	Austin, Texas / Arizona State / McNeil
35	Will Goldberg	S	18	Teddy Knox	WR	5-11	167	FR-TR	Baton Rouge, La. / Mississippi State / The Woodlands
			21	Will Kuehne	QB	6-1	204	JR-GT	Owasso, Okla. / North Texas / Owasso

No.	Name	Pos.	No.	Name	Pos.	Ht.	Wt.	CL-EXP	Hometown / Previous School
38	Carter Link	S	72	Rhett Larson	OL	6-5	281	FR-HS	College Station, Texas / A&M Consolidated
39	Darren Brown	DT	31	Tyler Lavine	RB	5-11	212	SR-3L	Cedar Park, Texas / Army Preparatory Academy / Cedar Park
39	Keaton Cheves	WR	96	DeVere Levelston	DT	6-5	275	SR-2L	DeSoto, Texas / Tyler JC / DeSoto
40	Elijah Chatman	DT	38	Carter Link	S	6-0	218	SO-SQ	Pasadena, Calif. / Loyola High School of Los Angeles
41	Collin Rogers	K	28	Luke Mabe	S	5-11	175	SO-SQ	Colleyville, Texas / Harding / Colleyville Heritage
41	Isaac Slade-Matautia	LB	53	Garrett Madison	LB	6-0	218	JR-SQ	Katy, Texas / Katy
42	Deuce Palmer	LB	82	RJ Maryland	TE	6-4	217	FR-HS	Southlake, Texas / Southlake Carroll
43	Andrew Hale	S	0	Bryan Massey	S	5-11	188	JR-2L	Katy, Texas / Katy
43	Conner Moore	WR	14	Nolan Matthews-Harris	TE	6-6	250	JR-1L	Frisco, Texas / Arizona State / Reedy
44	Sam Morse	TE	25	TJ McDaniel	RB	6-0	197	SO-2L	Southlake, Texas / Southlake Carroll
44	Kamryn Farrar	LB	7	Bryce McMorris	CB	6-1	174	SO-1L	Cypress, Texas / Bridgeland
45	Sam Caspino	TE	48	Thomas Mercer	LB	5-10	198	FR-HS	Bradenton, Fla. / IMG Academy
45	Jayden Jones	DE	27	Zane Minors	RB	5-11	183	FR-RS	Austin, Texas / Westlake
46	Markus Schumacher	TE	43	Conner Moore	WR	6-2	201	FR-HS	Nashville, Tenn. / Franklin Road Academy
46	Trent Strong	LB	8	Tanner Mordecai	QB	6-3	214	SR-1L	Waco, Texas / Oklahoma / Midway
47	Stone Eby	DT	44	Sam Morse	TE	6-1	265	FR-RS	Dallas, Texas / Highland Park
47	Nic Heck	WR	16	Ahmaad Moses	S	5-10	202	FR-HS	Arlington, Texas / Mansfield Summit
48	Will Benton	LS	91	Terrance Newman	DT	6-0	315	SR-4L	Duncanville, Texas / Duncanville
48	Thomas Mercer	LB	2	Isaiah Nwokobia	S	6-1	193	SO-1L	Dallas, Texas / Skyline
49	Jovoni Borbon	LS	51	Justin Osborne	OL	6-5	309	JR-2L	Flower Mound, Texas / Auburn / Marcus
49	Parker Forque	DE	42	Deuce Palmer	LB	6-2	216	JR-1L	Danville, Calif. / San Ramon Valley
50	Marcus Chan	LS	31	Ford Parker	CB	6-1	177	JR-TR	Dallas, Texas / Highland Park
50	Trevion Sneed	DE	9	Nelson Paul	DE	6-2	230	SR-3L	Bunnell, Fla. / Flagler Palm Coast
51	Justin Osborne	OL	78	Dalton Perdue	OL	6-8	306	SO-1L	El Dorado, Ark. / El Dorado
51	Harrison Thomas	LB	6	Jimmy Phillips Jr.	LB	6-3	236	SR-4L	Mesquite, Texas / Potteet
52	Marcus Bryant	OL	34	John Porter	S	6-0	218	SR-SQ	Little Elm, Texas / Narbonne
52	Ricky Cole III	DL	20	Jayleen Record	WR	5-8	157	SO-1L	Dallas, Texas / James Madison HS
53	Garrett Madison	LB	81	Ben Redding	TE	6-5	233	SR-4L	Friendswood, Texas / Friendswood
54	Joe Bissinger	OL	12	Shanon Reid	LB	6-1	233	SR-GT	Fort Myers, Fla. / Illinois State / Tennessee / Dunbar
54	Trey Fite	DE	11	Rashee Rice	WR	6-2	203	SR-3L	North Richland Hills, Texas / Richland
55	Dylan Frazier	DT	32	Carson Richards	S	6-1	180	FR-HS	Tyler, Texas / Brook Hill
56	Branson Hickman	OL	68	Jackson Ritz	OL	6-3	306	SO-SQ	Austin, Texas / Austin
57	Erin Smith	OL	13	Roderick Roberson, Jr.	S	6-0	194	JR-2L	Royse City, Texas / Royse City
58	Isaiah Smith	DE	22	Nick Roberts	S	5-11	175	SR-GT	Jacksonville, Fla. / ULM / USF / Oak Leaf
60	Hunter Ryan	OL	70	Thalen Robinson	OL	6-6	322	JR-1L	Arlington, Texas / Missouri / Bowie
64	Cameron Ervin	OL	41	Collin Rogers	K	6-4	190	FR-HS	Prattville, Ala. / Prattville
67	Dylan Cordell	OL	4	Jahari Rogers	CB	6-0	188	SO-1L	Arlington, Texas / Florida / Arlington
68	Jackson Ritz	OL	60	Hunter Ryan	OL			FR-HS	
69	Jacob Waller	OL	11	Je'lin Samuels	DE	6-7	240	FR-RS	Pasadena, Texas / Sam Rayburn
70	Thalen Robinson	OL	98	Mike Yoan Sandjo-Njiki	DT	6-2	290	SO-JC	Keller, Texas / Navarro College / Timber Creek
71	Jaylon Thomas	OL	76	Keaton Schultz	OL	6-1	293	FR-RS	Houston, Texas / Klein Cain
72	Rhett Larson	OL	46	Markus Schumacher	TE	6-2	216	FR-HS	Trinity Christian Academy
74	Owen Condon	OL	33	Hudson Shrum	WR	6-0	201	SR-SQ	Southlake, Texas / Southlake Carroll
75	Ben Sparks	OL	90	Alex Sickafoose	DE	6-3	235	JR-SQ	Katy, Texas / St. John XXIII
76	Keaton Schultz	OL	4	Tre Siggers	RB	5-9	204	SR-1L	Duncanville, Texas / North Texas / Duncanville
77	Max Yao	OL	41	Isaac Slade-Matautia	LB	6-1	236	SR-1L	Honolulu, Hawaii / Oregon / St. Louis School
78	Dalton Perdue	OL	57	Erin Smith	OL	6-5	262	SO-1L	Little Rock, Ark. / North Little Rock
79	Nate Bennett	OL	58	Isaiah Smith	DE	6-4	213	FR-HS	Washington, D.C. / St. John's
81	Ben Redding	TE	50	Trevion Sneed	DE	6-2	242	FR-RS	Mineola, Texas / Mineola
82	RJ Maryland	TE	85	Thomas Southey	WR	6-0	180	FR-HS	Manhattan Beach, Calif. / Mira Costa
83	Kam Allen	TE	75	Ben Sparks	OL	6-4	298	SO-1L	Norman, Okla. / Norman
85	Thomas Southey	WR	2	Preston Stone	QB	6-1	209	FR-RS	Dallas, Texas / Parish Episcopal
86	Davis Hawkins	TE	46	Trent Strong	LB	6-1	220	SO-SQ	Tucson, Ariz. / Salpointe Catholic
88	Simon Gonzalez	TE	94	Michael Tadros	P	6-1	185	FR-HS	Palm Beach Gardens, Fla. / The Benjamin School
89	Gage Haskin	TE	51	Harrison Thomas	LB	6-0	223	SO-TR	Clearwater, Fla. / Army / Clearwater Central Catholic
90	Alex Sickafoose	DE	71	Jaylon Thomas	OL	6-5	311	SR-4L	Lubbock, Texas / Coronado
91	Terrance Newman	DT	23	Austin Upshaw	WR	6-1	192	SR-3L	La Porte, Texas / La Porte
92	Ryan Bujcevski	P	69	Jacob Waller	OL	6-5	278	FR-HS	Arlington, Texas / Arlington
92	Stephon Wright	DT	26	Sam Westfall	CB	5-10	188	SR-2L	Saint George, Utah / Mesa C.C. / Dixie
93	Brendan Hall	K/P	0	Camar Wheaton	RB	5-10	185	FR-TR	Garland, Texas / Alabama / Lakeview Centennial
94	Michael Tadros	P	15	Calvin Wiggins	WR	6-4	220	JR-1L	Trophy Club, Texas / Byron Nelson
95	Matt Baer	DE	3	Gary Wiley	DE	6-3	239	SR-4L	Longview, Texas / Pine Tree
96	DeVere Levelston	DT	92	Stephon Wright	DT	6-5	285	JR-SQ	Los Angeles, Calif. / Arizona State / Cathedral
98	Mike Yoan Sandjo-Njiki	DT	77	Max Yao	OL	6-4	298	SO	Zhangjiagang, Suzhou, Jiangsu, China / Zhangjiagang Ivy Experimental
99	Braylen Jackson	DT							

THE LAST TIME IT HAPPENED...

AN SMU TEAM ...

Had 35 or more first downs
vs. UCF (36), Nov. 13, 2021

Had 30 or more first downs
vs. Houston (31), Nov. 5, 2022

Had 28 or more first downs
vs. Houston (31), Nov. 5, 2022

Had 25 or more first downs
vs. Houston (31), Nov. 5, 2022

Had 500 or more yards rushing
vs. Tulane (519), 1982 (SMU Record)

Had 400 or more yards rushing
at TCU (467), Sept. 28, 1985

Had 300 or more yards rushing
at TCU (350), Sept. 25, 2021

Had 250 or more yards rushing
vs. Houston (263), Nov. 5, 2022

Had 200 or more yards rushing
vs. Houston (263), Nov. 5, 2022

Had 80 or more rushing attempts
at Rice (80), 1973 (SMU Record)

Had 70 or more rushing attempts
vs. Tulane (71), 1982

Had 60 or more rushing attempts
vs. Tulane (71), 1982

Had 50 or more rushing attempts
at Tulsa (50), Oct. 29, 2022

Had six or more rushing touchdowns
at Connecticut (6), Nov. 10, 2018

Had five or more rushing touchdowns
vs. SFA (5), Sept. 26, 2020

Had four or more rushing touchdowns
vs. UCF (4), Nov. 13, 2021

Had three or more rushing touchdowns
at Tulsa (3), Oct. 29, 2022

Had 500 or more yards passing
vs. Temple (538), 2013

Had 450 or more yards passing
vs. Memphis (474), Oct. 3, 2020

Had 400 or more yards passing
at UNT (426), Sept. 3, 2022

Had 350 or more yards passing
vs. Houston (379), Nov. 5, 2022

Had 300 or more yards passing
vs. Houston (379), Nov. 5, 2022

Had 70 or more pass attempts
vs. Rutgers (71), 2013

Had 60 or more pass attempts
at ECU (67), Oct. 4, 2014

Had 59 or more pass attempts
vs. Houston (59), Oct. 7, 2017

Had 50 or more pass attempts
at UCF (54), Oct. 5, 2022

Had 40 or more completions
vs. Houston (41), Oct. 7, 2017

Had 30 or more completions
at UCF (33), Oct. 5, 2022

Had seven or more passing touchdowns
vs. Houston (9), Nov. 5, 2022 (SMU Record)

Had six or more passing touchdowns
vs. Houston (9), Nov. 5, 2022 (SMU Record)

Had five or more passing touchdowns
vs. Houston (9), Nov. 5, 2022 (SMU Record)

Had four or more passing touchdowns
vs. Houston (9), Nov. 5, 2022 (SMU Record)

Had three or more passing touchdowns
vs. Houston (9), Nov. 5, 2022 (SMU Record)

Had five passes intercepted
vs. TCU (5), 2012

Had four passes intercepted
at TCU (4), 2013

Had three passes intercepted
at TCU (3), Sept. 25, 2021

Had 700 yards or more total offense
at UNT (710), Sept. 19, 2020

Had 650 yards or more total offense
at UNT (710), Sept. 19, 2020

Had 600 yards or more total offense
vs. Houston (642), Nov. 5, 2022

Had 550 yards or more total offense
vs. Houston (642), Nov. 5, 2022

Had 500 yards or more total offense
vs. Houston (642), Nov. 5, 2022

Had 450 yards or more total offense
vs. Houston (642), Nov. 5, 2022

Had 300 yards passing and 250 yards rushing
vs. Houston (379/263), Nov. 5, 2022

Had 100 or more plays
vs. Temple (109), Oct. 19, 2019 (SMU Record)

Had 90 or more plays
at Maryland (96), Sept. 17, 2022

Had 80 or more plays
vs. Houston (83), Nov. 5, 2022

Scored 70 or more points
vs. Houston (77), Nov. 5, 2022 (SMU Record)

Scored 60 or more points
vs. Houston (77), Nov. 5, 2022 (SMU Record)

Scored 50 or more points
vs. Houston (77), Nov. 5, 2022 (SMU Record)

Scored 40 or more points
vs. Houston (77), Nov. 5, 2022 (SMU Record)

Scored 50+ points in consecutive games
at UNT (65) Sept. 19, 2020 & vs. SFA (50), Sept. 26, 2020

Allowed 70 or more points
vs. Navy (75), Nov. 26, 2016

Allowed 60 or more points
vs. Houston (63), Nov. 5, 2022

Allowed 50 or more points
vs. Houston (63), Nov. 5, 2022

Allowed 45 or more points
vs. Houston (63), Nov. 5, 2022

Allowed 40 or more points
vs. Houston (63), Nov. 5, 2022

Had 10 or more sacks
at USF (10), Sept. 28, 2019 (SMU record)

Had 7 or more sacks
vs. UCF (7), Nov. 13, 2021

Had 5 or more sacks
at Tulsa (5), Oct. 29, 2022

Allowed 8 or more sacks
vs. ECU (8), Oct. 3, 2015

Allowed 5 or more sacks
vs. Cincinnati (6), Oct. 23, 2022

Did not allow a sack
vs. Navy, Oct. 14, 2022

Lost five or more fumbles
at Oregon St. (6), 1973

Lost four or more fumbles
at Memphis (4), Nov. 28, 2015

Did not commit a turnover
vs. Navy, Oct. 14, 2022

Had two 100-yard rushers in a game (RB/RB)
U. Bentley IV (104) & TJ McDaniel (104) vs. SFA, Sept. 26, 2020

Had two 100-yard rushers in a game (OB/RB)
M. Davis (156) & X. Jones (117) vs. Tulane, 2015

Had two players rush for two or more touchdowns
U. Bentley (2) & T. Lavine (2) vs. Navy, Oct. 31, 2020

Three receivers caught multiple TD passes
B. Redding (3), R. Rice (2), RJ Maryland (2) vs. Houston, Nov. 5, 2022

Had three or more 100-yard receivers in a game
R. Rice (139), D. Gray (133), T. Page (101) at Tulane, Oct. 16, 2020

Had two or more 100-yard receivers in a game
R. Rice (166) & J. Kerley (103) at UNT, Sept. 3, 2022

Had two receivers catch 10+ passes in a game
T. Quinn (17) & C. Sutton (11) at Houston (544), Oct. 7, 2017

Had three receivers catch 7+ passes in a game
D. Joseph (13), S. Nelson (9) & D. Thompson (7) at ECU, Oct. 4, 2014

Had 12 or more receivers catch a pass in a game
vs. ACU (12), Sept. 4, 2021

Had 11 or more receivers catch a pass in a game
at UCF (11), Oct. 5, 2022

Had 10 or more receivers catch a pass in a game
at UCF (11), Oct. 5, 2022

Had two 100-yard passers in a game
B. Hicks (112) & R. Peavey (110) vs. SFA, Sept. 2, 2017

Had one 100-yard rusher & one 100-yard receiver in a game
D. Goffney (100) & T. Lavine (146), vs. Houston, Nov. 5, 2022

Had two 100-yard rushers & one 100-yard receiver in a game
X. Jones (133)/K. Freeman (116) & J. Proche (101), at Connecticut, Nov. 10, 2018

Had one 100-yard rusher & two 100-yard receivers in a game
U. Bentley IV (227) & R. Roberson Jr. (103)/R. Rice (102) at UNT, Sept. 19, 2020

Had three players over 150 all-purpose yards
C. Sutton (166), K. Freeman (159) & H. Richardson (150) at ECU, Nov. 12, 2016

Had four players over 100 all-purpose yards
U. Bentley IV (248), D. Gray (132), R. Roberson Jr. (128) & R. Rice (102) at UNT, Sept. 19, 2020

Did not punt
at Navy, 1998

Had a PAT kick blocked
at Houston, Oct. 30, 2021

Had a field goal blocked
at Cincinnati, Nov. 20, 2021

Had a punt blocked
vs ECU, Oct. 3, 2015

Recovered an onside kick
A.J. Justice vs. JMU, Sept. 26, 2015

Had two or more blocked kicks
J. Lawler (FG) & R. Becker (P) vs. Connecticut, Sept. 30, 2017

Defeated a ranked opponent
vs. No. 25 Memphis (30-27), Oct. 3, 2020

Was held scoreless
at Memphis, Nov. 28, 2015 (Lost 63-0)

Was held scoreless on the road
at Memphis Nov. 28, 2015 (Lost 63-0)

Was held scoreless at home
vs. TCU, Sept. 27, 2014 (Lost 56-0)

Was held scoreless at a neutral site
Rose Bowl (Stanford 7-0), Jan. 1, 1936

Held an opponent scoreless on the road
at UTEP (17-0), 2012

Held an opponent scoreless at home
vs. SFA (52-0), 2012

Held an opponent scoreless at a neutral site
vs. College of Pacific at Tyler, Texas (34-0), 1941

Held an opponent scoreless for three quarters
vs. USF, Nov. 15, 2014 (Lost 14-13)

Won an overtime game
at Tulane, Oct. 16, 2020 (37-34 OT)

Lost an overtime game
vs. Cincinnati, Oct. 27, 2018 (26-20 OT)

Won a game on the last play
at Louisiana Tech, Sept. 18, 2021 (39-27), T. Mordecai 33-yr pass to Re. Roberson, Jr.

Held an opponent to no offensive touchdowns
at UTEP, 2012

Held opponent to 10 or less first downs
at USF (10), 2013

Held an opponent to 100 or less rushing yards
at Memphis (31), Nov. 6, 2021

Held opponent to 50 or less rushing yards
at Memphis (31), Nov. 6, 2021

Held opponent to negative rushing yards
vs. Connecticut (-8), Sept. 30, 2017

Held opponent to 100 or less passing yards
at Navy (64), Oct. 9, 2021

Held opponent to 50 or less passing yards
vs. Navy (25), Sept. 22, 2018

Had 11 or more TFLs
vs. UCF (11), Nov. 13, 2021

Had 10 or more TFLs
vs. UCF (11), Nov. 13, 2021

Intercepted five or more passes
vs. Houston (6), 2012

Intercepted four or more passes
vs. Liberty (4), Sept. 17, 2016

Intercepted three or more passes
vs. Houston (3), Nov. 5, 2022

Had multiple interceptions in consecutive games
vs. Tulsa (2), Nov. 27, 2022 & at UNT (2), Sept. 3, 2022

Had four or more fumble recoveries
at Connecticut (4), Dec. 6, 2014

Had three or more fumble recoveries at TCU (3), Sept. 21, 2019

Registered ten or more takeaways vs. Stephen F. Austin (10), Sept. 8, 2012 (SMU Record)

Registered nine or more takeaways vs. Houston (9), Oct. 18, 2012

Registered eight or more takeaways vs. Houston (9), Oct. 18, 2012

Registered seven or more takeaways vs. Houston (9), Oct. 18, 2012

Registered six or more takeaways vs. Houston (9), Oct. 18, 2012

Registered five or more takeaways at East Carolina (5), Nov. 12, 2016

Registered four or more takeaways vs. ACU (4), Sept. 4, 2021

Had 2 defensive TDs in a game Jordan Wyatt (2 - INT, FR) vs. Stephen F. Austin, Sept. 2, 2017

Had 2 interceptions TDs in a game Horace Richardson (2) at East Carolina, Nov. 12, 2016

Held opponent to 300 or less yards total offense vs. Lamar (252), Sept. 10, 2022

Held opponent to 200 or less yards total offense vs. Southern Miss (178), 2012

Had 10 or more penalties vs. Tulsa (14), Nov. 27, 2021

Did not commit a penalty vs. Tulane, Nov. 30, 2019

Had 100 or more yards in penalties vs. Tulsa (125), Nov. 27, 2021

Scored a safety vs. SFA, Sept. 26, 2020

Scored a two-point conversion at Memphis (Rashee Rice pass), Nov. 6, 2021

Converted 5+ 4th Downs vs. ECU (5 of 5), Nov. 9, 2019

Converted 4+ 4th Downs vs. Cincinnati (4), Oct. 22, 2022

AN SMU PLAYER ...

Rushed 35 or more times Keylon Kincade (36) at Tulsa, 2003

Rushed 30 or more times Zach Line (30) at ECU, 2010

Rushed for 200 or more yards Ulysses Bentley IV (227) at UNT, Sept. 19, 2020

Rushed for 100 or more yards Tyler Lavine (146) vs. Houston, Nov. 5, 2022

Rushed for four or more touchdowns Zach Line (5) vs. Northwestern St., 2011

Rushed for three or more touchdowns Tyler Lavine (3) at Tulsa, Oct. 29, 2022

Rushed for two or more touchdowns Tyler Lavine (3) at Tulsa, Oct. 29, 2022

Had a run of 80 or more yards Ulysses Bentley IV (85) vs. UNT, Sept. 11, 2021

Had a run of 80 or more yards Ulysses Bentley IV (85) vs. UNT, Sept. 11, 2021

Had a run of 70 or more yards Ulysses Bentley IV (85) vs. UNT, Sept. 11, 2021

Had a run of 60 or more yards Tanner Mordecai (64) vs. Navy, Oct. 14, 2022

Had a run of 50 or more yards Tanner Mordecai (64) vs. Navy, Oct. 14, 2022

Had a run of 40 or more yards Vellon Gardner (49) vs. Houston, Nov. 5, 2022

Passed for 500 or more yards Garrett Gilbert (538) vs. Temple, 2013

Passed for 400 or more yards Tanner Mordecai (432) at UNT, Sept. 3, 2022

Passed for 350 or more yards Tanner Mordecai (379) vs. Houston, Nov. 5, 2022

Passed for 300 or more yards Tanner Mordecai (379) vs. Houston, Nov. 5, 2022

Attempted 58 or more passes Ben Hicks (58) at Houston, Oct. 7, 2017

Attempted 55 or more passes Ben Hicks (55) vs. Memphis, Nov. 16, 2018

Attempted 50 or more passes Tanner Mordecai (54) at Maryland, Sept. 17, 2022

Completed 40 or more passes Ben Hicks (41) at Houston, Oct. 7, 2017

Completed 30 or more passes Tanner Mordecai (37), vs. UCF, Nov. 13, 2021

Threw seven or more touchdown passes Tanner Mordecai (9) vs. Houston, Nov. 5, 2022 (SMU Record)

Threw six or more touchdown passes Tanner Mordecai (9) vs. Houston, Nov. 5, 2022 (SMU Record)

Threw five or more touchdown passes Tanner Mordecai (9) vs. Houston, Nov. 5, 2022 (SMU Record)

Threw four or more touchdown passes Tanner Mordecai (9) vs. Houston, Nov. 5, 2022 (SMU Record)

Threw three or more touchdown passes Tanner Mordecai (9) vs. Houston, Nov. 5, 2022 (SMU Record)

A non-QB threw touchdown Ke'mon Freeman to Ryan Becker (2 yards) at FAU, Dec. 21, 2019

Completed a pass for 90 or more yards William Brown to Tyler Page (92) vs. HBU, Sept. 29, 2018

Completed a pass for 80 or more yards Tanner Mordecai to Roderick Daniels Jr. (83) at UNT, Sept. 3, 2022

Had 600 or more yards total offense Garrett Gilbert (635) vs. Temple, 2013

Had 500 or more yards total offense Shane Buechele (501) vs. Memphis, Oct. 3, 2020

Had 400 or more yards total offense Tanner Mordecai (433) vs. Houston, Nov. 5, 2022

Had 300 yards passing and 100 yards rushing Justin Willis (375 pass, 114 rush) at Memphis, 2007

Had 200 yards passing and 100 yards rushing Matt Davis (212 pass, 181 rush) at Tulsa, Nov. 8, 2014

Had 100 yards both passing and rushing Matt Davis (165 pass, 156 rush) vs. Tulane, 2015

Accounted for seven or more touchdowns Tanner Mordecai (10) vs. Houston, Nov. 5, 2022 (SMU Record)

Accounted for six or more touchdowns Tanner Mordecai (10) vs. Houston, Nov. 5, 2022 (SMU Record)

Caught 15 or more passes Trey Quinn at Cincinnati (17), Oct. 21, 2017

Caught 10 or more passes Rashee Rice at UCF (12), Oct. 5, 2022

Had 250 or more yards receiving Reggie Roberson Jr. (250) vs. Temple, Oct. 19, 2019

Had 200 or more yards receiving Reggie Roberson Jr. (243) vs. Memphis, Oct. 3, 2020

Had 180 or more yards receiving Rashee Rice (180) at Tulsa, Oct. 29, 2022

Had 150 or more yards receiving Rashee Rice (180) at Tulsa, Oct. 29, 2022

Had 125 or more yards receiving Rashee Rice (180) at Tulsa, Oct. 29, 2022

Had 100 or more yards receiving Rashee Rice (180) at Tulsa, Oct. 29, 2022

Caught three or more TD passes Ben Redding (3) vs. Houston, Nov. 5, 2022

Caught two or more TD passes Ben Redding (3), R. Rice/RJ Maryland (2) vs. Houston, Nov. 5, 2022

Had a TD catch in 12 straight games James Proche vs. UNT, Texas Slate, at TCU, at USF, Tulsa, Temple, at Houston, at Memphis, ECU, at Navy, Tulane, at FAU 2019

Had a TD catch in 11 straight games James Proche vs. UNT, Texas Slate, at TCU, at USF, Tulsa, Temple, at Houston, at Memphis, ECU, at Navy, Tulane, at FAU 2019

Had a TD catch in ten straight games James Proche vs. UNT, Texas Slate, at TCU, at USF, Tulsa, Temple, at Houston, at Memphis, ECU, at Navy, Tulane, at FAU 2019

Had a TD catch in nine straight games James Proche vs. UNT, Texas Slate, at TCU, at USF, Tulsa, Temple, at Houston, at Memphis, ECU, at Navy, Tulane, at FAU 2019

Had a TD catch in eight straight games James Proche vs. UNT, Texas Slate, at TCU, at USF, Tulsa, Temple, at Houston, at Memphis, ECU, at Navy, Tulane, at FAU 2019

Had a TD catch in seven straight games James Proche vs. UNT, Texas Slate, at TCU, at USF, Tulsa, Temple, at Houston, at Memphis, ECU, at Navy, Tulane, at FAU 2019

Had a TD catch in six straight games James Proche vs. UNT, Texas Slate, at TCU, at USF, Tulsa, Temple, at Houston, at Memphis, ECU, at Navy, Tulane, at FAU 2019

Had a TD catch in five straight games Reggie Roberson, Jr., at La. Tech, at TCU, USF, at Navy, Tulane, 2021

Had a TD catch in four straight games Reggie Roberson, Jr., at La. Tech, at TCU, USF, at Navy, Tulane, 2021

Had a TD catch in three straight games Reggie Roberson, Jr., at La. Tech, at TCU, USF, at Navy, Tulane, 2021

Had a rushing TD in three straight games Tyler Lavine, vs. Cincinnati, at Tulsa, vs. Houston, 2022

Had three players with multiple TDs B. Redding (3), R. Rice (2), RJ Maryland (2), vs. Houston, Nov. 5, 2022

Had two players with multiple touchdowns B. Redding (3), R. Rice (2), RJ Maryland (2), vs. Houston, Nov. 5, 2022

Had 10 or more catches in a half Trey Quinn (11) vs. Connecticut, Sept. 30, 2017 (SMU Record)

Made four field goals Josh Williams (4) vs. Tulsa, Oct. 7, 2016 (Ties SMU Record)

Made a field goal of 50 or more yards Chris Naggar (57) at Tulane, Oct. 16, 2020

Scored four or more touchdowns Courtlind Sultton (4) vs. North Texas, Sept. 9, 2017

Punted 10 or more times Jamie Sackville (11) vs. TCU, Sept. 7, 2018

Had a punt of 70 or more yards Trevor Denbow (72) vs. Temple, Oct. 19, 2019

Had a punt of 65 or more yards Matt Fraanje (67) vs. ACU, Sept. 4, 2021

Had a punt of 60 or more yards Ryan Bujcevski (64) vs. TCU Sept. 24, 2022

Had at least four punts of 50 or more yards Jackson Koonce (4), vs. Texas A&M, Sept. 20, 2014

Had four or more sacks Justin Lawler (4) vs. Connecticut, Sept. 30, 2017 (SMU Record)

Had three or more sacks Nelson Paul (3) vs. TCU Sept. 24, 2022

Had four or more tackles for loss J. Lawler & K. Mitchell (4) vs. Connecticut, Sept. 30, 2017

Had two sacks in consecutive games Patrick Nelson vs. Temple (2.0), at Houston (2.5)

Had 15 or more tackles Rodney Clemons, Jordan Williams (15) vs. Navy, Sept. 22, 2018

Had 10 or more tackles Isaac Slade-Mataulia (11) at Maryland, Sept. 17, 2022

Intercepted four or more passes Wes Hopkins (4) at Houston, 1981

Intercepted three or more passes Devin Lowery (3) vs. Marshall, 2006

Intercepted two or more passes Nick Roberts (2) vs. Houston, Nov. 5, 2022

Recovered two or more fumbles Kevin Pope (2) vs. Houston, 2012

Forced two or more fumbles Andrew McClenaghan (2) vs. North Texas, Sept. 12, 2015

Had 2 defensive TDs in a game Jordan Wyatt (2 - INT, FR) vs. Stephen F. Austin, Sept. 2, 2017
6th player in FBS history with INT & FR TD

Had 2 interceptions TDs in a game Horace Richardson (2) at East Carolina, Nov. 12, 2016

Returned a punt for a TD JaBryce Taylor (55) vs. Montana St., 2013

Returned a kickoff for a TD Bryan Massey (100) at Houston, Oct. 30, 2021

Returned an interception for a TD Brandon Crossley (18 yards) at Tulsa, Nov. 14, 2020

Returned a fumble for a TD Elijah Chatman (23 yards) yards at Tulsa, Oct. 29, 2022

Blocked a punt Trevor Denbow vs. ACU, Sept. 4, 2021

Blocked a field goal DeVere Levelston at UNT, Sept. 3, 2022

Returned a blocked FGA for a TD Rodney Clemons (45 yards) at Tulsa, Nov. 24, 2018

Blocked a PAT kick Elijah Chatman at Tulsa, Oct. 29, 2022

Blocked two more PAT on the season Zach Wood vs. (2) Tulsa, at Navy

Returned a PAT kick for two points Mikial Onu at Navy, Nov. 11, 2017

2022 RECAPS

SEPT. 3, 2022 - APOGEE STADIUM - DENTON, TEXAS

[-/RV] SMU	48
NORTH TEXAS	10

DENTON, Texas (AP) -- Tanner Mordecai threw for 432 yards and four touchdowns and SMU defeated North Texas 48-10 on Sept. 3 in Rhett Lashlee's debut as coach of the Mustangs. Mordecai's first TD pass, 51 yards to Jordan Kerley gave the Mustangs a 24-3 lead in the second quarter and a 75-yard catch-and-run pass to Roderick Daniels Jr. made it 31-10 at halftime.

Rashee Rice and Moochie Dixon caught TD passes in the second half. Rice had 166 receiving yards and Kerley 103.

Tre Siggers and Tyler Lavine had short scoring runs for SMU. Siggers led SMU with 54 yards on the ground.

Oscar Adaway had a 35-yard run for the Mean Green's only touchdown. Adaway had 20 carries for a game-high 117 yards.

SMU had the advantage in total offense with 576 yards to 422 for North Texas (1-1).

SCORING SUMMARY

SMU	14	17	7	10	48
North Texas	0	10	0	0	10

Qtr	Time	Scoring play
1st	7:04	SMU - Siggers, Tre 9 yd run (Rogers, Collin kick)
	3:05	SMU - Lavine, Tyler 5 yd run (Rogers, Collin kick)
2nd	11:14	UNT - Mooney, Ethan 33 yd field goal
	10:58	SMU - Kerley, Jordan 51 yd pass from Mordecai, Tanner (Rogers, Collin kick)
	4:52	SMU - Rogers, Collin 39 yd field goal
	2:08	UNT - Adaway III, Oscar 35 yd run (Mooney, Ethan kick)
	1:57	SMU - Daniels, Jr., Roderick 75 yd pass from Mordecai, Tanner (Rogers, Collin kick)
3rd	3:54	SMU - Rice, Rashee 24 yd pass from Mordecai, Tanner (Rogers, Collin kick)
4th	14:16	SMU - Dixon, Kelvontay 8 yd pass from Mordecai, Tanner (Rogers, Collin kick)
	6:47	SMU - Rogers, Collin 32 yd field goal

TEAM STATS	SMU	UNT
FIRST DOWNS	23	21
RUSHES-YARDS (NET)	32-150	47-202
PASSING YDS (NET)	426	220
Passes Att-Comp-Int	34-25-0	34-16-2
TOTAL OFFENSE PLAYS-YARDS	66-576	81-422
Fumble Returns-Yards	0-0	0-0
Punt Returns-Yards	0-7	0-0
Kickoff Returns-Yards	1-48	3-44
Interception Returns-Yards	2-28	0-0
Punts (Number-Avg)	4-45.8	5-40.2
Fumbles-Lost	2-2	2-1
Penalties-Yards	4-42	6-40
Possession Time	23:56	33:53
Third-Down Conversions	7 of 13	6 of 18
Fourth-Down Conversions	0 of 0	1 of 3
Red-Zone Scores-Chances	4-4	1-4
Sacks By: Number-Yards	1-0	1-0

RUSHING: SMU-Siggers, Tre 12-54; McDaniel, TJ 6-41; Wheaton, Camar 6-41; Stone, Preston 1-8; Lavine, Tyler 1-5; Epton, Jr., Bra 3-5; Upshaw, Austin 1-3; Mordecai, Tanne 2-minus 7. North Texas-Adaway III, Osca 20-117; Adeyi, Ayo 10-42; Johnson, Isaiah 8-34; Ragsdale, Ikaika 6-23; Aune, Austin 1-6; Gunnell, Grant 1-minus 5; TEAM 1-minus 15.

PASSING: SMU-Mordecai, Tanne 23-32-0-432; Stone, Preston 2-2-0-minus 6. North Texas-Aune, Austin 14-29-2-186; Gunnell, Grant 2-5-0-34.

RECEIVING: SMU-Rice, Rashee 8-166; Kerley, Jordan 4-103; Daniels, Jr., R 2-76; Haskin, Gage 2-41; Maryland, RJ 2-19; Dixon, Kelvonta 2-15; Upshaw, Austin 2-6; Siggers, Tre 1-4; Redding, Ben 1-2; Knox, Teddy 1-minus 6. North Texas-Burns, Roderic 4-35; Roberts, Jake 3-41; Gummies, Var 1-2; Shorter, Jyaire 2-29; Johnson, Isaiah 2-11; Maclin, Ja'Mori 1-53; Bush, Tommy 1-12; Ragsdale, Ikaika 1-1.

SEPT. 10, 2022 - FORD STADIUM - DALLAS, TEXAS

LAMAR	16
SMU	45

DALLAS (AP) -- Tanner Mordecai threw three touchdown passes and SMU rolled to a 45-16 victory over Lamar on Sept. 10.

Mordecai was 18-of-31 passing for 212 yards. He connected with Rashee Rice twice for scores, including the Mustangs' first touchdown. Mordecai was 18-of-31 passing for 212 yards. He connected with Rashee Rice twice for scores, including the Mustangs' first touchdown. Rice also made an over-the-shoulder, 20-yard catch in the end zone late in the third quarter. Rice finished with nine catches for 132 yards.

TJ McDaniel found a crease up the middle, stiff armed a defender then ran along the left sideline for a 56-yard touchdown run that stretched the Mustangs' lead to 24-7 late in the first half. McDaniel scored his first touchdown since the 2020 season. He sat out last season due to injury. He added a 1-yard score and finished with 96 yards on the ground.

Velton Gardner had 100 yards rushing on 11 carries for SMU (2-0).

SCORING SUMMARY

Lamar	0	10	3	3	16
SMU	14	10	14	7	45

Qtr	Time	Scoring play
1st	11:18	SMU - Rice, Rashee 8 yd pass from Mordecai, Tanner (Rogers, Collin kick)
	8:27	SMU - Redding, Ben 1 yd pass from Mordecai, Tanner (Rogers, Collin kick)
2nd	12:08	SMU - Rogers, Collin 20 yd field goal
	3:42	L U - Griffin, Khalan 1 yd run (Esqueda, Chris kick)
	2:38	SMU - McDaniel, TJ 57 yd run (Rogers, Collin kick)
	0:00	L U - Esqueda, Chris 42 yd field goal
3rd	11:24	SMU - McDaniel, TJ 1 yd run (Rogers, Collin kick)
	2:14	L U - Esqueda, Chris 38 yd field goal
	0:18	SMU - Rice, Rashee 20 yd pass from Mordecai, Tanner (Rogers, Collin kick)
4th	11:51	SMU - Stone, Preston 8 yd run (Rogers, Collin kick)
	7:41	L U - Esqueda, Chris 46 yd field goal

TEAM STATS	LAMAR	SMU
FIRST DOWNS	16	23
RUSHES-YARDS (NET)	43-104	30-208
PASSING YDS (NET)	148	245
Passes Att-Comp-Int	33-13-1	36-22-2
TOTAL OFFENSE PLAYS-YARDS	76-252	66-453
Fumble Returns-Yards	0-0	0-0
Punt Returns-Yards	0-0	0-6
Kickoff Returns-Yards	1-25	0-0
Interception Returns-Yards	2-19	1-1
Punts (Number-Avg)	6-37.3	3-46.7
Fumbles-Lost	1-1	1-1
Penalties-Yards	9-76	7-64
Possession Time	40:17	19:43
Third-Down Conversions	2 of 17	7 of 12
Fourth-Down Conversions	3 of 5	0 of 0
Red-Zone Scores-Chances	3-3	6-6
Sacks By: Number-Yards	1-0	3-0

RUSHING: Lamar University-Griffin, Khalan 13-31; Dummett, Jalen 3-19; Rhea, Sevonne 1-15; Harris, Damashja 5-10; Chandler, Michae 11-8; Bowden, Major 6-7; Carver, RJ 2-7; Batten, Hunter 1-5; Alexander, Damia 1-2. SMU-Gardner, Velton 11-100; McDaniel, TJ 13-96; Lavine, Tyler 2-9; Epton, Jr., Bra 2-6; Stone, Preston 2-minus 3.

PASSING: Lamar University-Chandler, Michae 10-25-1-127; Yockey, Nick 3-7-0-21; TEAM 0-1-0-0; Dummett, Jalen 0-0-0-0. SMU-Mordecai, Tanne 18-31-1-212; Stone, Preston 4-5-1-33.

RECEIVING: Lamar University-Dummett, Jalen 5-58; Rhea, Sevonne 2-27; Gibbs, Devyn 2-24; Bowden, Major 1-19; Davis, Jacoby 1-9; Lazard, Keshawn 1-9; Davis, Jeremy 1-2. SMU-Rice, Rashee 9-132; Dixon, Kelvonta 4-43; Goffney, Dylan 2-19; Upshaw, Austin 2-17; Maryland, RJ 1-18; Gardner, Velton 1-9; Kerley, Jordan 1-8; Redding, Ben 1-1; McDaniel, TJ 1-minus 2.

SEPT. 17, 2022 - MARYLAND STADIUM - COLLEGE PARK, MD.	
SMU	27
MARYLAND	34

COLLEGE PARK, Md. (AP) — Taulia Tagovailoa threw a 5-yard touchdown pass to Corey Dyches with 7:30 remaining, and Maryland held on for a 34-27 victory over SMU on Sept. 17.

Roman Hemby ran for 151 yards and a touchdown for the Terrapins, who overcame 15 penalties to win this matchup of flawed-but-unbeaten teams. The Mustangs (2-1) had three of the game's five turnovers, and they lost the ball on downs at the Maryland 9 when Tanner Mordecai's fourth-down pass to the end zone sailed high with 2:31 remaining.

SMU got the ball back one more time but turned it over on downs again near midfield with 46 seconds left.

Maryland trailed 20-17 at halftime, and the Terrapins (3-0) wasted an opportunity early in the third quarter after driving to the SMU 6. A touchdown pass from Tagovailoa to Jashaun Jones was wiped out by a holding penalty, and Jones was also called for unsportsmanlike conduct, putting Maryland in a third-and-goal situation back at the 31.

The Terps did manage a field goal to tie the game, but on SMU's next drive, they were flagged for unsportsmanlike conduct, roughing the passer and pass interference. A fumble by Mordecai inside the Maryland 5 ended that drive, but the Mustangs quickly forced a punt and then took a 27-20 lead on a 7-yard scoring pass from Mordecai to Moochie Dixon.

SMU then got the ball back near midfield after a Maryland fumble, but a missed field goal kept the lead at seven, and the Terps drove to tie it on a 1-yard run by Hemby.

After an interception by Dante Trader, Maryland had a chance to take the lead. The Terrapins went for it on fourth-and-9 from the SMU 45. Dyches caught a pass a couple yards short, but he dragged linebacker Jimmy Phillips across the line to gain. Moments later, his TD made it 34-27.

SMU led 13-3 in the second quarter after a 51-yard TD strike from Mordecai to RJ Maryland. Antwaine Littleton scored on a 1-yard run for the Terps, and after Mordecai threw an interception, Tagovailoa found Rakim Jarrett for a 48-yard touchdown to put Maryland momentarily ahead.

Mordecai's 13-yard TD pass to Austin Upshaw put SMU back in front with 2:42 left in the half.

SCORING SUMMARY					
SMU	6	14	7	0	27
Maryland	3	14	3	14	34

Qtr	Time	Scoring play
1st	8:26	MARYLAND - Ryland, Chad 36 yd field goal
	4:37	SMU - Rogers, Collin 27 yd field goal
	3:26	SMU - Rogers, Collin 43 yd field goal
2nd	14:53	SMU - Maryland, RJ 51 yd pass from Mordecai, Tanner (Rogers, Collin kick)
	5:43	MARYLAND - Littleton II, An 1 yd run (Ryland, Chad kick)
	4:30	MARYLAND - Jarrett, Rakim 48 yd pass from (Ryland, Chad kick)
2:42	SMU - Upshaw, Austin 13 yd pass from Mordecai, Tanner (Rogers, Collin kick)	
	11:34	MARYLAND - Ryland, Chad 41 yd field goal
6:42	SMU - Dixon, Kelvontay 7 yd pass from Mordecai, Tanner (Rogers, Collin kick)	
	14:29	MARYLAND - Hemby, Roman 1 yd run (Ryland, Chad kick)
7:30	MARYLAND - Dyches, Corey 5 yd pass from (Ryland, Chad kick)	

TEAM STATS	SMU	MARYLAND
FIRST DOWNS	30	16
RUSHES-YARDS (NET)	42-151	38-225
PASSING YDS (NET)	369	214
Passes Att-Comp-Int	54-29-2	23-17-0
TOTAL OFFENSE PLAYS-YARDS	96-520	61-439
Fumble Returns-Yards	0-0	0-0
Punt Returns-Yards	0-42	0-12
Kickoff Returns-Yards	1-15	3-105
Interception Returns-Yards	0-0	2-36
Punts (Number-Avg)	1-38.0	5-50.6
Fumbles-Lost	1-1	2-2
Penalties-Yards	4-30	15-141
Possession Time	31:23	28:37
Third-Down Conversions	10 of 21	5 of 13
Fourth-Down Conversions	2 of 5	1 of 1
Red-Zone Scores-Chances	3-6	5-5
Sacks By: Number-Yards	2-0	2-0

RUSHING: SMU-Siggers, Tre 19-86; Gardner, Velton 5-22; McDaniel, TJ 5-19; Mordecai, Tanne 9-18; Wheaton, Camar 3-4; Lavine, Tyler 1-2; Maryland-Hemby, Roman 16-151; Tagovailoa, Taul 13-51; Littleton II, An 5-15; McDonald, Colby 2-10; TEAM 2-minus 2.

PASSING: SMU-Mordecai, Tanne 29-54-2-369; Maryland-Tagovailoa, Taul 17-23-0-214.

RECEIVING: SMU-Rice, Rashee 11-193; Bailey, Jake 4-42; Gardner, Velton 4-11; Upshaw, Austin 2-22; Dixon, Kelvontay 2-14; Maryland, RJ 1-51; Kerley, Jordan 1-22; Goffney, Dylan 1-11; Haskin, Gage 1-7; Siggers, Tre 1-1; McDaniel, TJ 1-minus 5; Maryland-Dyches, Corey 6-32; Hemby, Roman 4-62; Jarrett, Rakim 2-65; McDonald, Colby 1-17; Dippre, CJ 1-16; Copeland, Jacob 1-13; Demus, Dontay 1-5; Jones, Jashaun 1-4.

SEPT. 24, 2022 - FORD STADIUM - DALLAS, TEXAS	
[-/RV] TCU	42
SMU	34

DALLAS (AP) — Max Duggan completed 22 of 29 passes for 278 yards and three touchdowns and Emari Demercado ran for two fourth-quarter touchdowns in TCU's 42-34 win over SMU on Sept. 24.

Dykes' return to the SMU campus, coaching a longtime backyard rival, led to a crowd of 35,569 — the largest for a regular-season game in 23-year-old Ford Stadium.

Duggan threw 18 yards to Savion Williams in the first quarter, 8 yards to Jared Wiley in the second period and 80 yards on a shuffle-pass jet sweep to Derius Davis to give the Frogs (3-0) a 28-7 lead.

Demercado scored from 1-yard out on a drive that began at TCU's 37 following an interception by Josh Newton to put the Frogs ahead 35-21 midway through the fourth. With SMU within eight points in the closing minutes, Demercado burst through the middle and raced 63 yards for another score with 2:31 to play.

Tre Siggers rushed for three short touchdowns for SMU (2-2), including a 2-yarder with 5:14 left to get within 35-27 but a two-point pass failed. SMU quarterback Tanner Mordecai threw a 35-yard scoring pass to Jake Bailey with 1:04 left to cap the scoring.

Mordecai passed for 372 yards with two touchdowns and two interceptions, and Rashee Rice caught six passes for 74 yards.

SMU coach Rhett Lashlee said Mordecai and Rice both played hurt throughout the second half.

SCORING SUMMARY					
TCU	14	14	0	14	42
SMU	0	14	7	13	34

Qtr	Time	Scoring play
1st	12:33	TCU - Williams, Savion 19 yd pass from (Kell, Griffin kick)
	0:51	TCU - Miller, Kendre 28 yd run (Kell, Griffin kick)
2nd	11:18	SMU - Siggers, Tre 1 yd run (Rogers, Collin kick)
	9:16	TCU - Wiley, Jared 8 yd pass from (Kell, Griffin kick)
	6:39	TCU - Davis, Derius 80 yd pass from (Kell, Griffin kick)
1:57	SMU - Rice, Rashee 19 yd pass from Mordecai, Tanner (Rogers, Collin kick)	
3rd	3:33	SMU - Siggers, Tre 1 yd run (Rogers, Collin kick)
4th	8:14	TCU - Demercado, Emari 1 yd run (Kell, Griffin kick)
	5:14	SMU - Siggers, Tre 2 yd run (Upshaw, Austin kick failed)
	2:31	TCU - Demercado, Emari 63 yd run (Kell, Griffin kick)
1:04	SMU - Bailey, Jake 35 yd pass from Mordecai, Tanner (Rogers, Collin kick)	

TEAM STATS	TCU	SMU
FIRST DOWNS	21	27
RUSHES-YARDS (NET)	35-191	37-104
PASSING YDS (NET)	296	372
Passes Att-Comp-Int	30-23-0	49-27-2
TOTAL OFFENSE PLAYS-YARDS	65-487	86-476
Fumble Returns-Yards	0-0	0-0
Punt Returns-Yards	0-15	0-0
Kickoff Returns-Yards	3-85	0-0
Interception Returns-Yards	2-32	0-0
Punts (Number-Avg)	4-37.5	4-49.2
Fumbles-Lost	1-0	1-0
Penalties-Yards	10-94	3-25
Possession Time	31:18	28:42
Third-Down Conversions	5 of 11	10 of 20
Fourth-Down Conversions	0 of 1	4 of 4
Red-Zone Scores-Chances	3-3	4-4
Sacks By: Number-Yards	3-0	5-0

RUSHING: TCU-Miller, Kendre 17-142; Demercado, Emari 6-64; TEAM 2-minus 4; Duggan, Max 10-minus 11. SMU-Siggers, Tre 19-60; Gardner, Velton 9-39; Wheaton, Camar 2-4; Mordecai, Tanne 6-4; Upshaw, Austin 1-minus 3.

PASSING: TCU-Duggan, Max 22-29-0-278; Barber, Taye 1-1-0-18. SMU-Mordecai, Tanne 27-49-2-372; Upshaw, Austin 0-0-0-0.

RECEIVING: TCU-Barber, Taye 4-26; Davis, Derius 3-78; Williams, Savion 3-44; Henderson, Gunna 3-31; Johnston, Quenti 3-29; Wiley, Jared 2-20; Battle, Trent 1-19; Hudson, Jordan 1-18; Demercado, Emari 1-18; Miller, Kendre 1-10; Spivey, Geor?qua 1-3. SMU-Bailey, Jake 8-163; Rice, Rashee 6-74; Dixon, Kelvontay 3-48; Corrales, Beau 3-40; Maryland, RJ 3-36; Siggers, Tre 2-8; Knox, Teddy 1-4; Gardner, Velton 1-minus 1.

OCT. 5, 2022 - FBC MORTGAGE STADIUM - ORLANDO, FLA.

SMU	19
UCF	41

ORLANDO, Fla. (AP) -- John Rhys Plumlee threw for 316 yards and two touchdowns, both coming in the second half to Ryan O'Keefe, and UCF scored 31 unanswered points to beat SMU 41-19 on Oct. 5 in a game postponed because of tropical weather.

UCF trailed 13-10 at halftime before scoring four touchdowns in the second half.

O'Keefe made a diving catch in the end zone on a 26-yard throw to extend UCF's lead to 24-13 with 3:07 left in the third quarter. O'Keefe added a 58-yard touchdown early in the fourth on a shuffle-pass jet sweep.

O'Keefe finished with six catches for 117 yards and two scores, and Javon Baker added 138 yards receiving for UCF (4-1, 1-0 American Athletic Conference). Isaiah Bowser had three short touchdown runs.

The UCF defense made three keys plays. Jason Johnson recovered a fumble on SMU's first possession of the game, Divaad Wilson made an interception to end the first half and Tre'mon Morris-Brash sacked Tanner Mordecai in the end zone for a safety in the fourth quarter.

Mordecai was 28 of 45 for 295 yards with one interception for SMU (2-3, 0-1). Rashee Rice, who entered leading the nation in receiving yards per game at 141.2, had 12 catches for 122 yards.

SCORING SUMMARY

SMU	7	6	0	6	19
UCF	3	7	14	17	41

Qtr	Time	Scoring play
1st	10:02	UCF - Boomer, Colton 41 yd field goal
	7:27	SMU - Gardner, Velton 39 yd run (Rogers, Collin kick)
2nd	13:44	SMU - Rogers, Collin 32 yd field goal
	5:49	UCF - Bowser, Isaiah 1 yd run (Boomer, Colton kick)
	3:24	SMU - Rogers, Collin 24 yd field goal
3rd	13:14	UCF - Bowser, Isaiah 1 yd run (Boomer, Colton kick)
	3:07	UCF - O'Keefe, Ryan 26 yd pass from Plumlee, John Rhys (Boomer, Colton kick)
4th	11:51	UCF - O'Keefe, Ryan 58 yd pass from Plumlee, John Rhys (Plumlee, John Rh kick)
	12:41	UCF - Safety
	5:27	UCF - Bowser, Isaiah 3 yd run (Boomer, Colton kick)
	0:00	SMU - Stone, Preston 2 yd run

TEAM STATS	SMU	UCF
FIRST DOWNS	26	20
RUSHES-YARDS (NET)	31-113	40-160
PASSING YDS (NET)	363	324
Passes Att-Comp-Int	54-33-1	31-22-0
TOTAL OFFENSE PLAYS-YARDS	85-476	71-484
Fumble Returns-Yards	0-0	0-0
Punt Returns-Yards	0-0	0-20
Kickoff Returns-Yards	0-0	3-70
Interception Returns-Yards	0-0	1-0
Punts (Number-Avg)	4-44.5	7-40.4
Fumbles-Lost	2-1	0-0
Penalties-Yards	3-34	8-80
Possession Time	26:14	33:46
Third-Down Conversions	4 of 16	5 of 14
Fourth-Down Conversions	2 of 5	1 of 1
Red-Zone Scores-Chances	3-4	3-3
Sacks By: Number-Yards	1-0	1-0

RUSHING: SMU-Gardner, Velton 12-69; Siggers, Tre 10-29; Stone, Preston 3-12; Wheaton, Camar 2-6; Mordecai, Tanne 4-minus 3. UCF-Harvey,RJ 7-69; Bowser,Isaiah 15-62; Plumlee,John Rh 11-27; Richardson,John 3-12; Castellanos,Tho 1-2; O'Keefe,Ryan 2-minus 1; TEAM 1-minus 11.

PASSING: SMU-Mordecai, Tanne 28-45-1-295; Stone, Preston 5-9-0-68. UCF-Plumlee,John Rh 20-29-0-316; Castellanos,Tho 1-1-0-8; Bowser,Isaiah 1-1-0-0.

RECEIVING: SMU-Rice, Rashee 12-122; Redding,Ben 4-35; Upshaw, Austin 3-51; Corrales, Beau 3-31; Dixon, Kelvonta 2-35; Matthews-Harris 2-28; Wheaton, Camar 2-24; Maryland,RJ 2-13; Siggers, Tre 1-9; Knox, Teddy 1-8; Goffney, Dylan 1-7. UCF-Baker,Javon 6-138; O'Keefe,Ryan 6-117; Hudson,Kobe 3-53; Holler,Alec 3-8; Townsend,Xavier 1-8; Gamble,Kemore 1-5; Coles,Trillion 1-0; Richardson,John 1-minus 5.

OCT. 14, 2022 - FORD STADIUM - DALLAS, TEXAS

NAVY	34
SMU	40

DALLAS (AP) - Tanner Mordecai passed for 336 yards and three touchdowns, and he rushed for 74 yards and a score to help SMU beat Navy 40-34 on Friday night.

All four of Mordecai's touchdowns went for 20-plus yards. Mordecai raced up the middle for a 60-yard touchdown run to begin SMU's 20-point scoring run in the third quarter. Mordecai also had a short pass to Jordan Kerley, who used two good blocks along the sideline to race for a 33-yard touchdown.

Mordecai connected with Roderick Daniels Jr. from 27-yards out for a 40-20 lead midway through the fourth. SMU recovered Navy's onside kick with 2:30 left but went three-and-out before the Midshipmen scored with nine seconds left to cap the scoring.

Dylan Goffney had a team-high four catches for 116 yards, including a 24-yard touchdown for SMU (3-3, 1-1 American Athletic Conference).

Quarterback Tai Lavatai carried it 25 times for 121 yards and two touchdowns for Navy (2-4, 2-2). Lavatai was 9-of-22 passing for 137 yards with two touchdowns and an interception.

Navy's third pass attempt of the game went to Vincent Terrell Jr. for a 24-yard touchdown with 14 seconds left before halftime. Navy opened the second half with a 75-yard drive, ending in Lavatai's 15-yard touchdown run.

SCORING SUMMARY

NAVY	0	7	7	20	34
SMU	10	3	20	7	40

Qtr	Time	Scoring play
1st	11:01	SMU - Rogers, Collin 30 yd field goal
	7:00	SMU - Goffney, Dylan 24 yd pass from Mordecai, Tanner (Rogers, Collin kick)
2nd	11:49	SMU - Rogers, Collin 46 yd field goal
	0:14	NAVY - Terrell II, Vinc 24 yd pass from (Davies, Daniel kick)
3rd	11:13	NAVY - Lavatai, Tai 15 yd run (Davies, Daniel kick)
	10:40	SMU - Mordecai, Tanner 60 yd run (Mordecai, Tanner kick failed)
	5:49	SMU - McDaniel, TJ 1 yd run (Rogers, Collin kick)
	2:49	SMU - Kerley, Jordan 33 yd pass from Mordecai, Tanner (Rogers, Collin kick)
4th	14:21	NAVY - Umbarger, Jayden 26 yd pass from (Haywood, Maquel kick failed)
	8:28	SMU - Daniels, Jr., R 27 yd pass from Mordecai, Tanner (Rogers, Collin kick)
	2:31	NAVY - Point, Logan 3 yd run (Davies, Daniel kick)
	0:09	NAVY - Lavatai, Tai 1 yd run (Davies, Daniel kick)

TEAM STATS	NAVY	SMU
FIRST DOWNS	32	16
RUSHES-YARDS (NET)	77-372	21-105
PASSING YDS (NET)	138	336
Passes Att-Comp-Int	24-9-1	27-20-0
TOTAL OFFENSE PLAYS-YARDS	101-510	48-441
Fumble Returns-Yards	0-0	0-0
Punt Returns-Yards	0-0	0--9
Kickoff Returns-Yards	1-16	4-40
Interception Returns-Yards	0-0	1--3
Punts (Number-Avg)	2-38.0	3-47.3
Fumbles-Lost	3-1	2-0
Penalties-Yards	6-35	5-55
Possession Time	40:42	19:18
Third-Down Conversions	11 of 22	4 of 9
Fourth-Down Conversions	5 of 7	0 of 0
Red-Zone Scores-Chances	3-4	2-2
Sacks By: Number-Yards	0-0	1-0

RUSHING: Navy-Lavatai,Tai 25-120; Haywood,Maquel 8-95; Fofana,Daba 21-61; Terrell II,Vinc 12-37; Jones,Daniel 2-23; Puailoa-Rojas,K 2-19; Kent,Nathan 1-7; Hall,Anton 3-5; Point,Logan 3-5. SMU-Mordecai, Tanne 6-74; Lavine, Tyler 6-28; Wheaton, Camar 3-5; McDaniel, TJ 4-0; TEAM 2-minus 2.

PASSING: Navy-Lavatai,Tai 9-21-1-138; TEAM 0-3-0-0. SMU-Mordecai, Tanner 20-27-0-336.

RECEIVING: Navy-Umbarger,Jayden 5-59; WALKER,Mark 1-34; Terrell II,Vinc 1-24; Puailoa-Rojas,K 1-14; Haywood,Maquel 1-7. SMU-Goffney, Dylan 4-116; Rice, Rashee 3-74; Kerley, Jordan 3-62; McDaniel, TJ 3-6; Dixon, Kelvonta 2-44; Daniels, Jr., R 2-30; Upshaw, Austin 1-10; Knox, Teddy 1-minus 3; Maryland,RJ 1-minus 3.

OCT. 22, 2022 - FORD STADIUM - DALLAS, TEXAS	
NO. 21/19 CINCINNATI	29
SMU	27

DALLAS (AP) -- Ryan Coe kicked a school-record five field goals, including a season-long 52-yarder, and No. 21 Cincinnati broke up a game-tying two-point play in the closing minutes to hold on for a 29-27 win over SMU on Oct. 22 for its sixth consecutive win.

Charles McClelland and Ryan Montgomery scored on runs of 76 yards and 1 yard for the Bearcats (6-1, 3-0 American), who won their 19th in a row against American Athletic Conference opponents.

Tyler Lavine scored on a 1-yard plunge with 1:57 to pull SMU (3-4, 1-2) within two, but Preston Stone's 2-point conversion pass intended for Roderick Daniels Jr. was incomplete.

Stone, a redshirt freshman, replaced starter Tanner Mordecai, who left the game and the field late in the third quarter with an apparent injury.

Coe's other field goals were from 44, 31, 30 and 25 yards. He's in first season at Cincinnati after kicking for Delaware, where he hit from 53 yards. Coe had a 45-yard attempt blocked in the fourth quarter.

Cincinnati's Mason Fletcher boomed an 84-yard punt with the help of a healthy breeze at his back following the Bearcats' first possession for the longest punt in college football this season and an AAC and school record. The sophomore from Australia made contact at Cincinnati's 5-yard line. The ball landed at SMU's 20 and bounced into the end zone for a touchback.

The Mustangs' other touchdowns came on a 3-yard run by TJ McDaniel in the second quarter, a 1-yard pass from Mordecai to Jordan Kerley in the second quarter and a 16-yard pass from Stone to RJ Maryland in the fourth quarter.

SCORING SUMMARY

Cincinnati	10	10	9	0	29
SMU	0	14	0	13	27

Qtr	Time	Scoring play
1st	10:55	CIN - Coe,Ryan 30 yd field goal
	0:33	CIN - Montgomery,Ryan 1 yd run (Coe,Ryan kick)
2nd	13:34	CIN - McClelland,Char 76 yd run (Coe,Ryan kick)
	8:12	SMU - McDaniel, TJ 3 yd run (Rogers, Collin kick)
	4:05	CIN - Coe,Ryan 25 yd field goal
	0:21	SMU - Kerley, Jordan 1 yd pass from Mordecai, Tanner (Rogers, Collin kick)
3rd	10:20	CIN - Coe,Ryan 52 yd field goal
	6:26	CIN - Coe,Ryan 44 yd field goal
	1:58	CIN - Coe,Ryan 31 yd field goal
4th	5:09	SMU - Maryland,RJ 16 yd pass from Stone, Preston (Rogers, Collin kick)
	1:57	SMU - Lavine, Tyler 1 yd run (Stone, Preston kick failed)

TEAM STATS

	CIN	SMU
FIRST DOWNS	16	21
RUSHES-YARDS (NET)	42-179	31-80
PASSING YDS (NET)	200	179
Passes Att-Comp-Int	35-18-0	40-21-1
TOTAL OFFENSE PLAYS-YARDS	77-379	71-259
Fumble Returns-Yards	0-0	0-0
Punt Returns-Yards	0-2	0-2
Kickoff Returns-Yards	1-20	2-30
Interception Returns-Yards	1-15	0-0
Punts (Number-Avg)	3-65.0	7-41.3
Fumbles-Lost	0-0	2-0
Penalties-Yards	14-128	3-30
Possession Time	36:46	23:14
Third-Down Conversions	10 of 22	2 of 15
Fourth-Down Conversions	1 of 2	4 of 5
Red-Zone Scores-Chances	4-4	4-4
Sacks By: Number-Yards	6-0	2-0

RUSHING: Cincinnati-McClelland,Char 16-129; Kiner,Corey 13-43; Montgomery,Ryan 4-14; Taylor,Leonard 1-10; TEAM 4-minus 6; Bryant,Ben 4-minus 11. SMU-Wheaton, Camar 8-53; Lavine, Tyler 7-31; Stone, Preston 4-22; McDaniel, TJ 6-15; Mordecai, Tanne 6-minus 41.

PASSING: Cincinnati-Bryant,Ben 18-35-0-200. SMU-Mordecai, Tanne 15-25-1-105; Stone, Preston 6-15-0-74.

RECEIVING: Cincinnati-Thompson,Jadon 4-69; Whyte,Josh 4-53; Mardner,Nick 4-41; Taylor,Leonard 2-8; Smith,Blue 1-18; Tucker,Tre 1-9; Scott,Chris 1-6; Montgomery,Ryan 1-minus 4. SMU-Maryland,RJ 5-35; Rice, Rashee 4-41; Kerley, Jordan 3-44; Redding,Ben 2-25; Daniels, Jr., R 2-23; Wheaton, Camar 2-0; Dixon, Kelvonta 1-9; Upshaw, Austin 1-2; McDaniel, TJ 1-0.

OCT. 29, 2022 - H.A. CHAMPMAN STADIUM - TULSA, OKLAHOMA	
SMU	45
TULSA	34

TULSA, Okla. (AP) - Preston Stone passed to Rashee Rice for a 75-yard touchdown on the first play from scrimmage and SMU never trailed in a 45-34 victory over Tulsa on Oct. 29.

Tyler Lavine followed with the first of his three short touchdown runs on the day and SMU (4-4, 2-2 American Athletic Conference) led 14-0 before the game was five minutes old. Lavine's second scoring run helped the Mustangs take a 24-7 lead at halftime.

Elijah Chapman scooped up a fumble and returned it 23 yards for a touchdown late in the third quarter to push the Mustangs' lead to 45-20.

Stone completed 11 of 17 passes for 219 yards for SMU. Freshman backup quarterback Kevin Jennings had his first collegiate touchdown pass - a 6-yarder to Rice late in the third quarter. Rice had nine receptions for 180 yards.

SCORING SUMMARY

SMU	14	10	21	0	45
Tulsa	7	0	13	14	34

Qtr	Time	Scoring play
1st	14:48	SMU - Rice, Rashee 75 yd pass from Stone, Preston (Rogers, Collin kick)
	10:12	SMU - Lavine, Tyler 1 yd run (Rogers, Collin kick)
	7:37	TULSA - Epps,Isaiah 7 yd pass from (Long,Zack kick)
2nd	11:49	SMU - Lavine, Tyler 1 yd run (Rogers, Collin kick)
	0:00	SMU - Rogers, Collin 34 yd field goal
3rd	11:54	TULSA - Braxton,Braylon 1 yd run (Long,Zack kick failed)
	9:32	SMU - Lavine, Tyler 2 yd run (Rogers, Collin kick)
	7:00	TULSA - Brin,Davis 21 yd run (Long,Zack kick)
	1:04	SMU - Rice, Rashee 6 yd pass from Jennings, Kevin (Rogers, Collin kick)
	0:55	SMU - Chatman, Elijah 23 yd FUMB: (Rogers, Collin kick)
4th	14:24	TULSA - Stokes,Keylon 50 yd pass from (Long,Zack kick)
	8:08	TULSA - Ford,Jordan 9 yd pass from (Long,Zack kick)

TEAM STATS

	SMU	TULSA
FIRST DOWNS	24	23
RUSHES-YARDS (NET)	50-158	37-182
PASSING YDS (NET)	310	216
Passes Att-Comp-Int	28-19-0	30-15-0
TOTAL OFFENSE PLAYS-YARDS	78-468	67-398
Fumble Returns-Yards	0-0	0-0
Punt Returns-Yards	0-32	0-0
Kickoff Returns-Yards	2-40	1-19
Interception Returns-Yards	0-0	0-0
Punts (Number-Avg)	3-43.0	4-41.5
Fumbles-Lost	1-1	2-2
Penalties-Yards	9-83	7-58
Possession Time	35:25	24:35
Third-Down Conversions	8 of 16	4 of 13
Fourth-Down Conversions	1 of 2	3 of 4
Red-Zone Scores-Chances	5-5	3-4
Sacks By: Number-Yards	5-0	1-0

RUSHING: SMU-Lavine, Tyler 17-72; Gardner, Velton 18-47; Wheaton, Camar 5-31; Stone, Preston 4-24; Knox, Teddy 1-minus 1; Jennings, Kevin 2-minus 4; TEAM 3-minus 11. Tulsa-Prince,Deneric 19-86; Ford,Jordan 8-78; Brin,Davis 5-19; Braxton,Braylon 5-minus 1.

PASSING: SMU-Stone, Preston 11-17-0-219; Jennings, Kevin 8-11-0-91. Tulsa-Brin,Davis 7-16-0-96; Braxton,Braylon 8-14-0-120.

RECEIVING: SMU-Rice, Rashee 9-180; Upshaw, Austin 3-45; Goffney, Dylan 2-25; Gardner, Velton 2-3; Dixon, Kelvonta 1-33; Redding,Ben 1-20; Daniels, Jr., R 1-4. Tulsa-Stokes,Keylon 5-122; Santana,JuanCar 4-45; Epps,Isaiah 2-10; Prince,Deneric 1-14; Jones,Malachai 1-10; Ford,Jordan 1-9; Hall,Ethan 1-6.

NOV. 5, 2022 - FORD STADIUM - DALLAS, TEXAS	
HOUSTON	63
SMU	77

DALLAS (AP) -- Tanner Mordecai set a school record with nine touchdowns passes — seven coming in the first half — and SMU's offense exploded for a 77-63 win over Houston on Nov. 5.

As a point of reference, Houston's men's basketball team beat SMU's 75-61 on Feb. 27.

On the gridiron, their combined 140 points broke the NCAA single-scoring game record for two teams in regulation when Pitt beat Syracuse 76-61 on Nov. 26, 2016 to combine for 137 points.

SMU reached school records with 77 points in a game, 11-total touchdowns, nine passing scored and 433 total yards in the first half.

The Mustangs (5-4, 3-2 American Athletic Conference) scored touchdowns on their first nine drives of the game and didn't punt until their 10th drive with 5:30 left before the end of the third quarter. Mordecai also had a 2-yard touchdown run with 8:43 before halftime for a 35-21 lead.

The Mustangs needed to keep their foot on the pedal because Houston quarterback Clayton Tune did his best to keep the Cougars (5-4, 3-2) in it, throwing for seven touchdowns and running for another.

Tune joined David Klingler, Jimmy Klinger and Andre Ware in Houston's seven-touchdowns-thrown-in-game club. David Klingler reached the mark on three occasions in the 1990 season and holds the all-time school record of 11 also in 1990.

Tune missed touchdown number eight when he threw an interception in the end zone down 77-63 with 1:43 left. SMU secured three picks on Tune.

Tyler Lavine's 15-yard touchdown run with 5:13 left made it 77-56 and he rushed for a career-high 146 yards.

SCORING SUMMARY

Houston	14	21	14	14	63
SMU	21	35	7	14	77

Qtr	Time	Scoring play
1st	13:02	SMU - Redding, Ben 2 yd pass from Mordecai, Tanner (Rogers, Collin kick)
	10:29	HOU - Tune, Clayton 55 yd run (Ramsey, Kyle kick)
	7:36	SMU - Rice, Rashee 6 yd pass from Mordecai, Tanner (Rogers, Collin kick)
	4:57	HOU - Brown, Samuel 12 yd pass from (Ramsey, Kyle kick)
	2:06	SMU - Rice, Rashee 9 yd pass from Mordecai, Tanner (Rogers, Collin kick)
2nd	14:53	HOU - Dell, Nathaniel 22 yd pass from (Ramsey, Kyle kick)
	11:53	SMU - Goffney, Dylan 35 yd pass from Mordecai, Tanner (Rogers, Collin kick)
	8:43	SMU - Mordecai, Tanne 2 yd run (Rogers, Collin kick)
	6:44	SMU - Maryland, RJ 1 yd pass from Mordecai, Tanner (Rogers, Collin kick)
	5:34	HOU - Carter, KeSean 37 yd pass from (Ramsey, Kyle kick)
	4:16	SMU - Redding, Ben 10 yd pass from Mordecai, Tanner (Rogers, Collin kick)
	1:25	HOU - Golden, Matthew 42 yd pass from (Ramsey, Kyle kick)
	0:36	SMU - Redding, Ben 4 yd pass from Mordecai, Tanner (Rogers, Collin kick)
3rd	11:17	HOU - Dell, Nathaniel 2 yd pass from (Ramsey, Kyle kick)
	8:11	SMU - Maryland, RJ 3 yd pass from Mordecai, Tanner (Rogers, Collin kick)
	1:28	HOU - Trahan, Christia 1 yd pass from (Ramsey, Kyle kick)
4th	12:52	SMU - Dixon, Kelvonta 43 yd pass from Mordecai, Tanner (Rogers, Collin kick)
	9:32	HOU - Brown, Samuel 6 yd pass from (Ramsey, Kyle kick)
	5:13	SMU - Lavine, Tyler 15 yd run (Rogers, Collin kick)
	3:37	HOU - Sneed, Stacy 52 yd run (Ramsey, Kyle kick)

TEAM STATS	HOU	SMU
FIRST DOWNS	34	31
RUSHES-YARDS (NET)	17-182	46-263
PASSING YDS (NET)	528	379
Passes Att-Comp-Int	54-37-3	37-28-0
TOTAL OFFENSE PLAYS-YARDS	71-710	83-642
Fumble Returns-Yards	0-0	0-0
Punt Returns-Yards	0-0	0-0
Kickoff Returns-Yards	8-221	5-118
Interception Returns-Yards	0-0	3-61
Punts (Number-Avg)	0-0.0	1-32.0
Fumbles-Lost	0-0	3-0
Penalties-Yards	5-45	2-16
Possession Time	28:28	31:32
Third-Down Conversions	1 of 5	10 of 14
Fourth-Down Conversions	3 of 4	3 of 3
Red-Zone Scores-Chances	4-5	9-9
Sacks By: Number-Yards	1-0	2-0

RUSHING: Houston-Tune, Clayton 12-111; Sneed, Stacy 4-71; Dell, Nathaniel 1-0. SMU-Lavine, Tyler 25-146; Gardner, Velton 8-68; Mordecai, Tanne 8-54; Redding, Ben 1-4; McDaniel, TJ 1-0; TEAM 3-minus 9.

PASSING: Houston-Tune, Clayton 36-53-3-527; Coley, Lucas 1-1-0-1. SMU-Mordecai, Tanne 28-37-0-379.

RECEIVING: Houston-Dell, Nathaniel 13-180; Carter, KeSean 8-136; Brown, Samuel 6-54; Golden, Matthew 5-105; Sneed, Stacy 4-52; Trahan, Christia 1-1. SMU-Rice, Rashee 9-86; Maryland, RJ 4-52; Redding, Ben 4-24; Goffney, Dylan 3-100; Kerley, Jordan 3-53; Lavine, Tyler 2-12; Daniels, Jr., R 2-9; Dixon, Kelvonta 1-43.



RHETT LASHLEE

HEAD COACH

ARKANSAS, 2006

@RHETTLASHLEE

Rhett Lashlee returned to SMU as Head Football Coach on Nov. 29, 2021. Lashlee previously served as offensive coordinator for the Mustangs, including during the record-setting 2019 season.

Lashlee, a one-time finalist (2013) and two-time semifinalist (2019, 2020) for the Broyles Award, presented to the nation's top assistant coach, comes back to the Hilltop after two seasons as the Miami Hurricanes' offensive coordinator and quarterbacks coach. Lashlee also has the distinction of being the only coach ever nominated for the Broyles Award four different times at four different schools (Arkansas State, Auburn, SMU, Miami).

In his first season in Coral Gables, the Hurricanes jumped to No. 32 in the FBS in total offense (from No. 98), No. 29 in passing offense (from No. 52), No. 26 in scoring offense (from No. 90), No. 17 in red zone offense (from No. 122) and No. 20 in first downs gained (from No. 84). In 2021, Miami again ranked 26th in scoring averaging, improving to 34.1 PPG, and jumped up to 22nd in total offense at 448.8 yards per game.

Under his watch, QB D'Eriq King was a semifinalist for the Maxwell Award, Johnny Unitas Golden Arm Award and Davey O'Brien Award. Several offensive players enjoyed career years under his tutelage, including WR Michael Harley and TE Brevin Jordan, who was a Mackey Award semifinalist and an eventual 2021 NFL Draft pick of the Houston Texans.

Prior to heading to Coral Gables, Lashlee helped lead the Mustangs to a 10-3 finish in 2019, guiding an offense that ranked No. 7 in FBS in scoring (41.8 points per game), No. 13 in passing offense (309 yards per game), No. 9 in total offense (489.8 yards per game) and No. 12 in first downs gained (322). SMU's 10 wins were the school's most since the 1984 season, and its 35 rushing touchdowns set a school record.

The Mustangs were ranked No. 3 nationally in plays per game, averaging 80.9 – a testament to Lashlee's up-tempo offensive style. SMU was one of only 34 teams in FBS to average more than six yards per play in 2019. Quarterback Shane Buechele threw for 3,929 yards with 34 touchdowns and just 10 interceptions, completing 63 percent of his passes. Running back Xavier Jones rushed for 1,276 yards and 23 touchdowns, averaging 5.2 yards per carry. Both Buechele and Jones were first-team All-AAC selections.

In his first season at SMU, the Mustang offense ranked 27th nationally in passing offense at 271.7 yards per game. Quarterback Ben Hicks registered 2,582 yards and 19 touchdowns to finish his SMU career as the all-time leader in passing yards (9,081), total offense (8,977), TD passes (71), TDs responsible for (74), completions (718) and 300-yard games (12). His season passing yards ranked 11th at SMU, while his 19 touchdowns tied him for eighth. Wide receiver James Proche was named a first-team All-AAC selection, and finished the season ranked fifth nationally in receptions per game (7.8), seventh in receiving touchdowns (12) and ninth in receiving yards (1,199).

Prior to joining SMU's staff, Lashlee served as an offensive coordinator for seven seasons, spending 2017 at UConn, 2013-16 at Auburn, 2012 at Arkansas State and 2011 at Samford.

COACHING EXPERIENCE

2004-05	Springdale HS (Ark.) (Quarterbacks)
2006	Arkansas (GA)
2009-10	Auburn (GA)
2011	Samford (Offensive Coordinator/Quarterbacks)
2012	Arkansas State (Offensive Coordinator/Quarterbacks)
2013-16	Auburn (Offensive Coordinator/Quarterbacks)
2017	UConn (Offensive Coordinator/Quarterbacks)
2018-19	SMU (Offensive Coordinator/Quarterbacks)
2020-21	Miami (FL) (Offensive Coordinator/Quarterbacks)
2021-	SMU (Head Coach)

In his only season in Storrs, Lashlee improved the Huskies' offense significantly, as UConn jumped from 122nd to 49th in the nation in total offense and from 94th to 34th in passing offense.

Prior to UConn, Lashlee helped Auburn to the 2013 SEC Championship, a BCS Championship berth and the 2016 Sugar Bowl, managing one of the more prolific offenses in college football during his tenure. The 2013-14 seasons were the best back-to-back offensively in Auburn history, and the 2014 squad set an Auburn record for total offense. Lashlee also served as the quarterbacks coach and demonstrated impressive ability to develop talent. In 2013, Auburn had the second biggest turnaround in college football history. Starting QB Nick Marshall did not practice until August, but Lashlee tutored the junior college transfer to 3,044 yards of total offense (1,976 passing, 1,068 rushing), 14 TD passes and 12 rushing TDs.

Lashlee was the offensive coordinator at Arkansas State (2012), helping the Red Wolves to a Sun Belt Championship and quarterback Ryan Aplin to Conference Player of the Year honors, and at Samford (2011), after having served as a graduate assistant at Auburn (2009-10) and Arkansas (2006). While at Auburn as an offensive graduate assistant during the 2009-10 seasons, Lashlee assisted Gus Malzahn with all aspects of the offense and coached the quarterbacks and slot receivers in 2010. In 2009, the Tigers finished 8-5 winning the Outback Bowl. During the 2010 season, he helped the Tigers finish 14-0, winning the SEC title and the BCS National Championship behind Heisman Trophy winning quarterback Cam Newton. Lashlee coached at Springdale (Ark.) High School in 2004-05, working with the quarterbacks and 2005 National Player of the Year Mitch Mustain.

Lashlee graduated from Arkansas in 2006 with a degree in marketing and business administration. He received his master's degree in higher education from Auburn in 2009.

He is married to the former Lauren Lee. They have twin sons, Thomas and Hudson, and twin daughters, Rowyn and Scarlet.



Steve Hatchell,
President & CEO

Media Contacts:
Phil Marwill | 917-579-4256
pmarwill@footballfoundation.com

Alan Cox | 972-556-1000
acox@footballfoundation.com

Important Rule Changes for the 2022 College Football Season

CFO and NFF team up to highlight the changes designed to improve the game in 2022, including additions to targeting fouls, fake injuries and blocking below the waist.

IRVING, Texas (Aug. 18, 2022) – As the 2022 college football season nears, it is time for the National Football Foundation (NFF) & College Hall of Fame to highlight the key rule changes that will take effect this fall.

Since 2011, the NFF has partnered with the College Football Officiating (CFO), led by **Steve Shaw** and chaired by Mid-American Conference Commissioner **Jon Steinbrecher**, to help generate awareness for the rule changes in college football. The CFO functions as the national professional organization for all football officials who work games at the collegiate level, and the organization has held its annual winter meeting of conference coordinators for football officials at the NFF headquarters in Irving, Texas for ninth time this past January.

Shaw, who became the CFO National Coordinator of Football Officials in March 2020, previously served the Southeastern Conference and Sun Belt Conference as coordinator of officials. He also serves as the Secretary-Rules Editor of the NCAA Football Rules Committee, a position critical to the development of competition rules and policies. Shaw excelled as a head referee for 15 years in the SEC, earning 14 postseason assignments, including two national championship games. He has been a leader in revamping the sport's officiating mechanics and advancing the use of technology to assist officials.

“The mission of the Rules Committee is to develop and evaluate rules changes that will enhance the sport, protect the image of the game, and enhance the student athlete’s health and safety,” said Shaw. “Player safety has been the highest priority of the committee for many years now resulting in significant changes that have improved the game in terms of mitigating injuries. Specifically, the new Blocking Below the Waist rule, and the other modifications to the rules for 2022 will be a benefit for the student-athletes, the fans and the game.”

The NCAA Playing Rules Oversight Panel approved the following football measures during their April meeting, and all these rule changes will take effect in the 2022 season.

2022 Rules Changes

Targeting Carryover Appeal Process

In games that have instant replay, when a targeting foul occurs in the second half, the carryover penalty (of sitting out the first half of that player's next game) will be eligible for further appeal. The process will begin with a conference submitting a request to the NCAA national coordinator of officials, who would review video of the play. If it is obvious that a player was incorrectly penalized for targeting, the call would be overturned, and the player would be cleared to play in the first half of the next game.

Deceptive Injury Timeout Investigation Process

To address teams that are awarded an injury timeout through deceptive actions, panel members approved a reporting and investigation process. Schools and conferences will be able to report questionable scenarios to the national coordinator of officials, who will review and provide feedback to the conference for further action. Any penalties levied would be up to the conference office or school involved.

The NCAA Football Rules Committee considered several in-game options to address this, including altering the injury timeout rule to remove the injured student-athlete for more than one play. Currently, an injured player is required to sit out one play. This concept was debated at length, but the committee was concerned with the additional issues that could be created and did not want to encourage players to continue to participate when injured.

Committee members discussed how the pace of play appears to be contributing to this concern. "We considered all options to address this issue, including allowing both teams an opportunity to substitute after a first down," said David Shaw, chair of the Football Rules Committee and coach at Stanford. "This is another step to consider in the future."

Blocking Below the Waist

The panel approved a proposal to improve safety and simplify the rules governing blocking below the waist. The proposal will allow blocking below the waist only by linemen and stationary backs inside the tackle box. Outside the tackle box on scrimmage plays, blocking below the waist will be prohibited. Analysis of available NCAA injury surveillance data indicates a decreasing knee injury trend that coincides with recent rules changes in this area.

Other Rule Changes

- If a ball carrier simulates a feet-first slide, officials will declare the runner down at that spot.
- Defensive holding will remain a 10-yard penalty but will always carry an automatic first down.
- The replay official will address any clock adjustment and status only when a ruling is overturned with less than two minutes in the 2nd or 4th quarter.
- Illegal Touching by an originally ineligible player is penalized five yards from the previous spot and now includes loss of down.
- Addition of Signal 28 for Illegal Blindside Block



Illegal blindside block

ABOUT COLLEGE FOOTBALL OFFICIATING, LLC

College Football Officiating (CFO) was formed in 2008 by the NCAA and the Collegiate Commissioners' Association for the purpose of ensuring consistent application of NCAA football playing rules and officiating mechanics; establishing a central leader for officiating; enhancing the existing Division I conference officiating programs to ensure officials and conferences adhere to NCAA and CCA rules and policies; and positioning the officiating community for the future in an attempt to present players, coaches and fans with the best experience possible. For more on the CFO, go to cfo.arbitersports.com.

ABOUT THE NATIONAL FOOTBALL FOUNDATION & COLLEGE HALL OF FAME

Founded in 1947 with early leadership from General Douglas MacArthur, legendary Army coach Earl "Red" Blaik and immortal journalist Grantland Rice, The National Football Foundation & College Hall of Fame is a non-profit educational organization that runs programs designed to use the power of amateur football in developing scholarship, citizenship and athletic achievement in young people. With 120 chapters in 47 states, NFF programs include the selection and induction of members of the College Football Hall of Fame; the Chick-fil-A College Football Hall of Fame in Atlanta; Future For Football; The William V. Campbell Trophy®; the NFF National Scholar-Athlete Class Presented by Fidelity Investments; the NFF National High School Academic Excellence Award; and a series of initiatives to honor the legends of the past and inspire the leaders of the future. NFF corporate partners include Catapult, Delta Air Lines, Fidelity Investments, Jostens, the Las Vegas Convention and Visitors Authority, the New York Athletic Club, the Rose Bowl Legacy Foundation and the Sports Business Journal. Follow us on [Facebook](#), [Instagram](#) and [Twitter](#) @NFFNetwork and learn more at footballfoundation.org.

The National Football Foundation & College Hall of Fame

Preserving the Past, Promoting the Present, Preparing the Future, and Protecting the Game Through Programs and Initiatives that Support

- ***774 Colleges & Universities • Over 81,000 College Football Players***
- ***15,810 High Schools • Over 1.04 Million High School Football Players***



2022-23 SMU Football
Game Results
All games

Team Results

	Date	Opponent		Score	Overall	Conf	Time	Attend
	09/03/2022	at North Texas	W	48-10	1-0	0-0	3:31	25306
	09/10/2022	Lamar University	W	45-16	2-0	0-0	3:32	26509
	09/17/2022	at Maryland	L	27-34	2-1	0-0	3:51	31194
	09/24/2022	TCU	L	34-42	2-2	0-0	3:36	35570
*	10/05/2022	at UCF	L	19-41	2-3	0-1	3:29	27495
*	10/14/2022	Navy	W	40-34	3-3	1-1	4:01	24583
*	10/22/2022	Cincinnati	L	27-29	3-4	1-2	3:39	23566
*	10/29/2022	at Tulsa	W	45-34	4-4	2-2	3:28	22993
*	11/05/2022	Houston	W	77-63	5-4	3-2	3:55	23841



2022-23 SMU Football
Overall Team Statistics
All games

Team Statistics

	SMU	OPP
Scoring	362	303
Points per game	40.2	33.7
Points Off Turnovers	69	50
First Downs	221	199
Rushing	72	86
Passing	122	98
Penalty	27	15
Rushing Yardage	1332	1797
Yards gained rushing	1509	2063
Yards lost rushing	177	266
Rushing attempts	320	376
Average per rush	4.2	4.8
Average per game	148.0	199.7
TDs Rushing	19	19
Passing Yardage	2979	2282
Comp-Att-Int	224-359-8	170-294-7
Average per pass	8.3	7.8
Average per catch	13.3	13.4
Average per game	331.0	253.6
TDs Passing	28	19
Total offense	4311	4079
Total plays	679	670
Average per play	6.3	6.1
Average per game	479.0	453.2
Kick returns: #-Yards	15-291	24-605
Punt returns: #-Yards	10-63	6-49
Int returns: #-Yards	7-87	8-102
Kick return average	19.4	25.2
Punt return average	6.3	8.2
Int return average	12.4	12.8
Fumbles-Lost	15-6	11-8
Penalties-Yards	40-382	80-697
Average per game	42.4	77.4
Punts-Yards	30-1328	35-1564
Average per punt	44.3	44.7
Net punt average	40.6	42.5
Kickoffs-Yards	64-3866	54-3218
Average per kick	60.4	59.6
Net kick average	36.5	38.6
Time of possession / game	26:36	32:56
3rd-down conversion	62/136	49/135
3rd-down pct	46%	36%
4rd-down conversion	16/24	18/28



**2022-23 SMU Football
Overall Team Statistics
All games**

	SMU	OPP
4rd-down pct	67%	64%
Sacks by-Yards	22-142	16-105
Misc Yards	0	0
Touchdowns scored	48	38
Field goals - attempts	10-12	12-17
On-Side kicks	0-0	0-0
Red-zone scores	(40-44) 91%	(29-35) 83%
Red-zone touchdowns	(33-44) 75%	(21-35) 60%
PAT-attempts	(44-44) 100%	(35-36) 97%
2-point conversion-attempts	(0-3) 0%	(1-2) 50%
Attendance	134069	106988
Games / Avg per game	5/26814	4/26747
Neutral site games	-	0/0

Score by Periods

Team	1st	2nd	3rd	4th	OT	TOT
SMU	86	123	83	70	0	362
Opponents	51	93	63	96	0	303



**2022-23 SMU Football
Individual Statistics
All games**

Rushing

Player	gp	att	gain	loss	net	avg	td	lg	avg/g
Velton Gardner	6	63	358	13	345	5.5	1	49	57.5
Tyler Lavine	9	59	295	2	293	5.0	6	28	32.6
Tre Siggers	4	60	242	13	229	3.8	4	13	57.3
TJ McDaniel	8	35	175	4	171	4.9	4	57	21.4
Camar Wheaton	7	29	145	1	144	5.0	0	19	20.6
Tanner Mordecai	8	41	192	93	99	2.4	2	60	12.4
Preston Stone	6	14	81	18	63	4.5	2	14	10.5
Brandon Epton, Jr.	4	5	12	1	11	2.2	0	6	2.8
Ben Redding	9	1	4	0	4	4.0	0	4	0.4
Teddy Knox	9	1	0	1	-1	-1.0	0	0	-0.1
Kevin Jennings	1	2	2	6	-4	-2.0	0	2	-4.0
Team	9	8	0	22	-22	-2.8	0	0	-2.4
Total	9	320	1509	177	1332	4.2	19	60	148.0
Opponents	9	376	2063	266	1797	4.8	19	76	199.7

Punt Returns

Player	no.	yds	avg	td	lg
Kelvontay Dixon	2	39	19.5	0	23
Roderick Daniels, Jr.	4	25	6.3	0	32
Jordan Kerley	4	-1	-0.3	0	6
Total	10	63	6.3	0	32
Opponents	6	49	8.2	0	15

Interceptions

Player	no.	yds	avg	td	lg
Stephon Wright	1	1	1.0	0	1
Nick Roberts	1	27	27.0	0	27
Isaac Slade-Matautia	1	-3	-3.0	0	0
Jahari Rogers	1	0	0.0	0	0
Shanon Reid	1	1	1.0	0	1
Total	7	87	12.4	0	33
Opponents	8	102	12.8	0	32

Passing

Player	gp	effic	comp-att-int	pct	yds	td	lg	avg/g
Tanner Mordecai	8	155.5	188-300-7	62.7	2500	25	75	312.5
Preston Stone	6	135.8	28-48-1	58.3	388	2	75	64.7
Kevin Jennings	1	172.2	8-11-0	72.7	91	1	38	91.0
Total	9	153.4	224-359-8	62.4	2979	28	75	331.0
Opponents	9	139.6	170-294-7	57.8	2282	19	80	253.6

Kick Returns

Player	no.	yds	avg	td	lg
Bryan Massey	7	158	22.6	0	53
Dylan Goffney	2	15	7.5	0	11
Jayleen Record	2	63	31.5	0	48
Ben Redding	1	12	12.0	0	12
Tyler Lavine	1	9	9.0	0	9
Gage Haskin	1	13	13.0	0	13
Brandon Epton, Jr.	1	21	21.0	0	21
Total	15	291	19.4	0	53
Opponents	24	605	25.2	0	60

Receiving

Player	gp	no.	yds	avg	td	lg	avg/g
Rashee Rice	9	71	1068	15.0	8	75	118.7
RJ Maryland	9	19	221	11.6	4	51	24.6
Kelvontay Dixon	9	18	284	15.8	3	47	31.6
Jordan Kerley	6	15	292	19.5	3	51	48.7
Austin Upshaw	9	14	153	10.9	1	38	17.0
Ben Redding	9	13	107	8.2	4	20	11.9
Dylan Goffney	9	13	278	21.4	2	47	30.9
Jake Bailey	4	12	205	17.1	1	45	51.3
Roderick Daniels, Jr.	8	9	142	15.8	2	75	17.8
Velton Gardner	6	8	22	2.8	0	9	3.7
Beau Corrales	3	6	71	11.8	0	15	23.7
TJ McDaniel	8	6	-1	-0.2	0	4	-0.1
Tre Siggers	4	5	22	4.4	0	9	5.5
Camar Wheaton	7	4	24	6.0	0	17	3.4
Teddy Knox	9	4	3	0.8	0	8	0.3
Gage Haskin	9	3	48	16.0	0	27	5.3
Tyler Lavine	9	2	12	6.0	0	11	1.3
Nolan Matthews-Harris	2	2	28	14.0	0	29	14.0
Total	9	224	2979	13.3	28	75	331.0
Opponents	9	170	2282	13.4	19	80	253.6

Fumble Returns

Player	no.	yds	avg	td	lg
Elijah Chatman	1	23	23.0	1	23
Nick Roberts	2	0	0.0	0	0
Gary Wiley	1	0	0.0	0	0
Chace Cromartie	1	0	0.0	0	0
Bryan Massey	1	0	0.0	0	0
Shanon Reid	1	0	0.0	0	0
Kevaris Hall	1	0	0.0	0	0
Total	8	23	2.9	1	23
Opponents	6	0	0.0	0	0



**2022-23 SMU Football
Individual Statistics
All games**

Scoring

Player	td	fg	PAT						pts
			kick	rush	rcv	pass	dxp	saf	
Collin Rogers	-	10-12	44-44	-	-	-	-	-	74
Rashee Rice	8	-	-	-	-	-	-	-	48
Tyler Lavine	6	-	-	-	-	-	-	-	36
RJ Maryland	4	-	-	-	-	-	-	-	24
Tre Siggers	4	-	-	-	-	-	-	-	24
TJ McDaniel	4	-	-	-	-	-	-	-	24
Ben Redding	4	-	-	-	-	-	-	-	24
Kelvontay Dixon	3	-	-	-	-	-	-	-	18
Jordan Kerley	3	-	-	-	-	-	-	-	18
Tanner Mordecai	2	-	-	-	-	-	-	-	12
Roderick Daniels, Jr.	2	-	-	-	-	-	-	-	12
Dylan Goffney	2	-	-	-	-	-	-	-	12
Preston Stone	2	-	-	-	-	-	-	-	12
Elijah Chatman	1	-	-	-	-	-	-	-	6
Velton Gardner	1	-	-	-	-	-	-	-	6
Jake Bailey	1	-	-	-	-	-	-	-	6
Austin Upshaw	1	-	-	-	-	-	-	-	6
Total	48	10-12	44-44	0	0	0	0	0	362
Opponents	38	12-17	35-36	0	1	1	0	1	303

Field Goals

Player	fg	pct.	01-19	20-29	30-39	40-49	50-99	lg	blk
Collin Rogers	10-12	83.3	0-0	3-3	5-5	2-3	0-1	46	0
Opponents	12-17	70.6	0-0	1-1	5-7	5-8	1-1	52	2

FG Sequence

Team Name	SMU	Opponents
North Texas	(32),(39)	31,(33)
Lamar University	(20)	(42),(38),(46)
Maryland	(27),(43),49	(36),(41)
UCF	(32),(24)	(41)
Navy	(30),(46)	36
Tulsa	52,(34)	44
Cincinnati		(30),(25),(52),(44),(31),44
Houston		49

Numbers in (parentheses) indicate field goal was made

Total Offense

Player	g	plays	rush	pass	total	avg/g
Tanner Mordecai	8	341	99	2500	2599	324.9
Preston Stone	6	62	63	388	451	75.2
Velton Gardner	6	63	345	0	345	57.5
Tyler Lavine	9	59	293	0	293	32.6
Tre Siggers	4	60	229	0	229	57.3
TJ McDaniel	8	35	171	0	171	21.4
Camar Wheaton	7	29	144	0	144	20.6
Kevin Jennings	1	13	-4	91	87	87.0
Brandon Epton, Jr.	4	5	11	0	11	2.8
Ben Redding	9	1	4	0	4	0.4
Teddy Knox	9	1	-1	0	-1	-0.1
Team	9	0	-22	0	-22	-2.4
Total	9	679	1332	2979	4311	479.0
Opponents	9	670	1797	2282	4079	453.2

Punting

Player	no.	yds	avg	lg	tb	fc	i20	50+	blk
Ryan Bujcevski	30	1328	44.3	64	3	16	9	8	0
Total	30	1328	44.3	64	3	16	9	8	0
Opponents	35	1564	44.7	84	1	9	12	11	0

Kickoffs

Player	no.	yds	avg	tb	ob	retn	net	ydln
Brendan Hall	64	3866	60.4	36	0			
Total	64	3866	60.4	36	0	27	36.5	28
Opponents	54	3218	59.6	31	2	16	38.6	26



2022-23 SMU Football
Individual Statistics
All games

All Purpose

Player	g	rush	rcv	pr	kr	ir	total	avg/g
Rashee Rice	9	0	1068	0	0	0	1068	118.7
Velton Gardner	6	345	22	0	0	0	367	61.2
Kelvontay Dixon	9	0	284	39	0	0	323	35.9
Tyler Lavine	9	293	12	0	9	0	314	34.9
Dylan Goffney	9	0	278	0	15	0	293	32.6
Jordan Kerley	6	0	292	-1	0	0	291	48.5
Tre Siggers	4	229	22	0	0	0	251	62.8
RJ Maryland	9	0	221	0	0	0	221	24.6
Jake Bailey	4	0	205	0	0	0	205	51.3
TJ McDaniel	8	171	-1	0	0	0	170	21.3
Camar Wheaton	7	144	24	0	0	0	168	24.0
Roderick Daniels, Jr.	8	0	142	25	0	0	167	20.9
Bryan Massey	7	0	0	0	158	0	158	22.6
Austin Upshaw	9	0	153	0	0	0	153	17.0
Ben Redding	9	4	107	0	12	0	123	13.7
Tanner Mordecai	8	99	0	0	0	0	99	12.4
Beau Corrales	3	0	71	0	0	0	71	23.7
Jayleen Record	4	0	0	0	63	0	63	15.8
Preston Stone	6	63	0	0	0	0	63	10.5
Gage Haskin	9	0	48	0	13	0	61	6.8
Brandon Epton, Jr.	4	11	0	0	21	0	32	8.0
Nolan Matthews-Harris	2	0	28	0	0	0	28	14.0
Nick Roberts	8	0	0	0	0	27	27	3.4
Teddy Knox	9	-1	3	0	0	0	2	0.2
Stephon Wright	5	0	0	0	0	1	1	0.2
Shanon Reid	9	0	0	0	0	1	1	0.1
Isaac Slade-Matautia	9	0	0	0	0	-3	-3	-0.3
Kevin Jennings	1	-4	0	0	0	0	-4	-4.0
Team	9	-22	0	0	0	61	39	4.3
Total	9	1332	2979	63	291	87	4752	528.0
Opponents	9	1797	2282	49	605	102	4835	537.2



**2022-23 SMU Football
Overall Defense Statistics
All games**

Team Defense

##	Player	gp	Tackles				tfl/yds	Sacks no-yds	Pass defense			Fumbles		blkd	
			ua	a	tot				int-yds	brup	qbh	fr-yds	ff	kick	saf
6	Jimmy Phillips, Jr.	9	28	23	51	6-15	1-2	.	4	2	
41	Isaac Slade-Matautia	9	18	25	43	1.5-10	1.5-10	1--3	2	3	
22	Nick Roberts	8	29	12	41	1-2	.	1-27	1	.	2-0	1	.	.	
12	Shanon Reid	9	30	11	41	3-20	.	1-1	1	1	1-0	.	.	.	
9	Nelson Paul	9	26	11	37	7-39	5-34	.	.	1	.	1	.	.	
0	Bryan Massey	7	17	14	31	.	.	.	1	.	1-0	.	.	.	
1	Brandon Crossley	8	22	8	30	5-19	.	.	2	
13	Roderick Roberson, Jr.	8	18	11	29	
3	Gary Wiley	9	17	11	28	1.5-5	0.5-3	.	.	2	1-0	.	.	.	
40	Elijah Chatman	9	14	13	27	4-13	3-12	.	.	.	1-23	.	1	.	
5	Ar'mani Johnson	9	18	8	26	1-5	.	.	4	
96	DeVere Levelston	9	13	5	18	1.5-10	1-9	.	.	3	.	.	2	.	
4	Jahari Rogers	8	13	4	17	1-8	.	1-0	2	
92	Stephon Wright	5	8	7	15	1.5-3	0.5-2	1-1	.	1	
33	Junior Aho	9	7	7	14	2-11	2-11	.	.	2	.	1	.	.	
20	Chris Adimora	9	6	7	13	1	.	1	.	.	
26	Sam Westfall	9	10	3	13	.	.	.	2	
2	Isaiah Nwokobia	4	5	5	10	1	.	.	
91	Terrance Newman	9	4	6	10	2-6	0.5-3	
45	Jayden Jones	7	5	4	9	1-1	.	.	.	2	.	1	.	.	
8	JaQwondis Burns	9	4	5	9	.	.	.	1	.	.	1	.	.	
44	Kamryn Farrar	8	8	1	9	
16	Ahmaad Moses	9	6	2	8	1-1	.	.	1	
58	Isaiah Smith	9	6	1	7	4-34	3-23	
42	Deuce Palmer	9	4	2	6	
25	Kevaris Hall	7	6	.	6	.	.	.	2	.	1-0	.	.	.	
98	Mike Yoan Sandjo-Njiki	8	4	2	6	1.5-8	0.5-3	
11	Je'lin Samuels	5	4	2	6	3.5-29	2.5-25	.	.	3	
18	Chace Cromartie	4	3	1	4	1-0	.	.	.	
15	Keke Burns	7	4	.	4	1-5	1-5	.	1	
14	AJ Davis	2	2	1	3	1	
18	Teddy Knox	9	2	1	3	
11	Rashee Rice	9	2	.	2	
29	Pierre Goree	8	2	.	2	
27	Ben Furgal	1	2	.	2	
39	Darren Brown	5	1	1	2	
48	Will Benton	9	1	1	2	
50	Trevion Sneed	6	.	1	1	
5	Kelvontay Dixon	9	1	.	1	
8	Tanner Mordecai	8	1	.	1	
2	Preston Stone	6	1	.	1	



2022-23 SMU Football
Overall Defense Statistics
All games

Page 2/2
as of Nov 08, 2022

##	Player	gp	Tackles				Sacks	Pass defense			Fumbles		blkd	
			ua	a	tot	tfl/yds	no-yds	int-yds	brup	qbh	fr-yds	ff	kick	saf
30	Carter Campbell	2	1	.	1
Totals		9	377	218	595	50-244	22-142	7-87	24	22	8-23	7	3	0
Opponents		9	361	234	595	49-170	16-105	8-102	27	15	6-0	8	0	1



**2022-23 SMU Football
Games Played
All games**

##	Player	GP-GS	UNT	Lamar	MD	TCU	UCF	Navy	UC	Tulsa	UH
0	Bryan Massey	7/6	START	START	XXX	START	START	START	START
0	Camar Wheaton	7/2	XXX	...	XXX	XXX	XXX	XXX	START	START	...
1	Jordan Kerley	6/3	XXX	XXX	START	XXX	START	...	START
1	Brandon Crossley	8/5	XXX	START	START	START	...	XXX	XXX	START	START
2	Isaiah Nwokobia	4/2	START	START	XXX	XXX
2	Preston Stone	6/1	XXX	XXX	...	XXX	XXX	...	XXX	START	...
3	Gary Wiley	9/6	START	START	START	START	XXX	START	START	XXX	XXX
3	Beau Corrales	3/1	XXX	START	XXX
4	Tre Siggers	4/2	START	...	XXX	XXX	START
4	Jahari Rogers	8/0	XXX	XXX	...	XXX	XXX	XXX	XXX	XXX	XXX
5	Ar'mani Johnson	9/8	START	START	START	START	START	XXX	START	START	START
5	Kelvontay Dixon	9/1	XXX	XXX	XXX	XXX	XXX	XXX	XXX	XXX	START
6	Jimmy Phillips, Jr.	9/8	START	START	START	START	START	XXX	START	START	START
7	Bryce McMorris	0/0
7	Kevin Jennings	1/0	XXX	...
8	Tanner Mordecai	8/8	START	START	START	START	START	START	START	...	START
8	JaQwondis Burns	9/1	XXX	XXX	XXX	XXX	START	XXX	XXX	XXX	XXX
9	Beau Barker	9/0	XXX	XXX	XXX	XXX	XXX	XXX	XXX	XXX	XXX
9	Nelson Paul	9/6	XXX	XXX	START	START	START	XXX	START	START	START
10	Dylan Goffney	9/2	XXX	XXX	XXX	XXX	XXX	START	START	XXX	XXX
10	David Abiara	0/0
11	Rashee Rice	9/9	START	START	START	START	START	START	START	START	START
11	Je'lin Samuels	5/0	XXX	XXX	...	XXX	XXX	XXX
12	Jake Bailey	4/4	START	...	START	START	START
12	Shanon Reid	9/3	START	XXX	XXX	XXX	START	START	XXX	XXX	XXX
13	Roderick Roberson, Jr.	8/3	XXX	XXX	XXX	XXX	START	START	START	XXX	...
13	Roderick Daniels, Jr.	8/2	XXX	START	XXX	XXX	...	XXX	XXX	XXX	START
14	Nolan Matthews-Harris	2/0	XXX	XXX
14	AJ Davis	2/0	...	XXX	XXX
15	Calvin Wiggins	4/0	XXX	XXX	XXX	XXX
15	Keke Burns	7/1	XXX	XXX	XXX	...	XXX	START	XXX	XXX	...
16	Owen Easley	0/0
16	Ahmaad Moses	9/0	XXX	XXX	XXX	XXX	XXX	XXX	XXX	XXX	XXX
18	Chace Cromartie	4/0	XXX	XXX	XXX	XXX
18	Teddy Knox	9/0	XXX	XXX	XXX	XXX	XXX	XXX	XXX	XXX	XXX
20	Jayleen Record	4/0	XXX	XXX	XXX	XXX
20	Chris Adimora	9/0	XXX	XXX	XXX	XXX	XXX	XXX	XXX	XXX	XXX
21	Donald Clay	3/0	...	XXX	XXX	XXX	...
21	Will Kuehne	0/0
22	Nick Roberts	8/8	START	START	START	START	START	START	START	START	...
22	Brandon Epton, Jr.	4/0	XXX	XXX	XXX	XXX	...
23	Austin Upshaw	9/4	START	XXX	XXX	START	XXX	START	XXX	START	XXX
24	Velton Gardner	6/1	...	XXX	XXX	START	XXX	XXX	XXX
25	TJ McDaniel	8/3	XXX	START	START	XXX	XXX	START	XXX	...	XXX
25	Kevaris Hall	7/0	XXX	...	XXX	XXX	XXX	XXX	XXX	XXX	...
26	Sam Westfall	9/9	START	START	START	START	START	START	START	START	START
26	Montaye Dawson	0/0
27	Ben Furgal	1/0	...	XXX
27	Zane Minors	1/0	XXX
28	Luke Mabe	0/0
28	Charlie Fiser	0/0
29	Pierre Goree	8/0	XXX	XXX	XXX	XXX	XXX	XXX	...	XXX	XXX
29	Daylon Dickerson	0/0
30	Carter Campbell	2/0	XXX	XXX
31	Tyler Lavine	9/0	XXX	XXX	XXX	XXX	XXX	XXX	XXX	XXX	XXX
31	Ford Parker	0/0
32	Carson Richards	0/0
32	Joey Bruszer	0/0
33	Junior Aho	9/1	XXX	START	XXX	XXX	XXX	XXX	XXX	XXX	XXX
33	Hudson Shrum	0/0



**2022-23 SMU Football
Games Played
All games**

##	Player	GP-GS	UNT	Lamar	MD	TCU	UCF	Navy	UC	Tulsa	UH
34	John Porter	0/0
34	Parker Chappell	0/0
35	Will Goldberg	1/0	...	XXX
38	Carter Link	2/0	...	XXX	XXX	...
39	Darren Brown	5/1	XXX	XXX	START	...	XXX	XXX	...
39	Keaton Cheves	0/0
40	Elijah Chatman	9/7	START	START	START	START	START	XXX	XXX	START	START
41	Isaac Slade-Matautia	9/8	START	START	START	START	XXX	START	START	START	START
41	Collin Rogers	9/0	XXX	XXX	XXX	XXX	XXX	XXX	XXX	XXX	XXX
42	Deuce Palmer	9/0	XXX	XXX	XXX	XXX	XXX	XXX	XXX	XXX	XXX
43	Andrew Hale	0/0
43	Conner Moore	0/0
44	Sam Morse	0/0
44	Kamryn Farrar	8/0	XXX	XXX	...	XXX	XXX	XXX	XXX	XXX	XXX
45	Jayden Jones	7/0	XXX	XXX	...	XXX	XXX	XXX	XXX	XXX	...
45	Sam Caspino	0/0
46	Trent Strong	1/0	...	XXX
46	Markus Schumacher	0/0
47	Stone Eby	2/0	XXX	XXX
47	Nic Heck	0/0
48	Will Benton	9/0	XXX	XXX	XXX	XXX	XXX	XXX	XXX	XXX	XXX
48	Thomas Mercer	0/0
49	Parker Forque	0/0
49	Jovoni Borbon	0/0
50	Trevion Sneed	6/0	XXX	XXX	XXX	XXX	XXX	XXX
50	Marcus Chan	0/0
51	Justin Osborne	9/9	START	START	START	START	START	START	START	START	START
51	Harrison Thomas	0/0
52	Marcus Bryant	9/8	START	START	START	START	START	XXX	START	START	START
52	Ricky Cole III	0/0
53	Garrett Madison	0/0
54	Joe Bissinger	9/6	XXX	XXX	START	XXX	START	START	START	START	START
54	Trey Fite	0/0
55	Dylan Frazier	0/0
56	Branson Hickman	8/8	START	START	START	START	START	START	START	...	START
57	Erin Smith	0/0
58	Isaiah Smith	9/0	XXX	XXX	XXX	XXX	XXX	XXX	XXX	XXX	XXX
60	Hunter Ryan	0/0
64	Cameron Ervin	9/0	XXX	XXX	XXX	XXX	XXX	XXX	XXX	XXX	XXX
67	Dylan Cordell	3/0	XXX	XXX	XXX
68	Jackson Ritz	4/0	...	XXX	XXX	XXX	XXX
69	Jacob Waller	0/0
70	Thalen Robinson	0/0
71	Jaylon Thomas	9/8	START	START	XXX	START	START	START	START	START	START
72	Rhett Larson	0/0
74	Owen Condon	8/6	START	START	START	START	...	START	XXX	START	XXX
75	Ben Sparks	9/0	XXX	XXX	XXX	XXX	XXX	XXX	XXX	XXX	XXX
76	Keaton Schultz	1/0	...	XXX
77	Max Yao	0/0
78	Dalton Perdue	9/0	XXX	XXX	XXX	XXX	XXX	XXX	XXX	XXX	XXX
79	Nate Bennett	0/0
81	Ben Redding	9/7	START	START	START	START	START	START	XXX	START	XXX
82	RJ Maryland	9/2	XXX	XXX	XXX	XXX	XXX	XXX	START	XXX	START
83	Kam Allen	2/0	XXX	XXX
85	Thomas Southey	0/0
86	Davis Dawkins	0/0
88	Simon Gonzalez	0/0
89	Gage Haskin	9/2	XXX	START	XXX	XXX	XXX	XXX	XXX	START	XXX
90	Alex Sickafoose	9/0	XXX	XXX	XXX	XXX	XXX	XXX	XXX	XXX	XXX
91	Terrance Newman	9/5	START	XXX	XXX	XXX	START	START	XXX	START	START



2022-23 SMU Football
Games Played
All games

##	Player	GP-GS	UNT	Lamar	MD	TCU	UCF	Navy	UC	Tulsa	UH
92	Stephon Wright	5/2	XXX	XXX	XXX	START	START
92	Ryan Bujcevski	9/0	XXX	XXX	XXX	XXX	XXX	XXX	XXX	XXX	XXX
93	Brendan Hall	9/0	XXX	XXX	XXX	XXX	XXX	XXX	XXX	XXX	XXX
94	Michael Tadros	0/0
95	Matt Baer	1/0	...	XXX
96	DeVere Levelston	9/8	START	START	XXX	START	START	START	START	START	START
97	Turner Coxie	0/0
98	Mike Yoan Sandjo-Njiki	8/0	XXX	XXX	XXX	...	XXX	XXX	XXX	XXX	XXX
99	Braylen Jackson	0/0
		1/1	START

collegepressbox
SINCE 2005 EVERYTHING BUT THE PREGAME MEAL

2023

NATIONAL CHAMPIONSHIP

131 Teams

10 Conferences

42 Bowls

25 Awards

collegepressbox is the official
media website for Division I football

Access and download game notes, quotes, statistics, media guides,
headshots, logos and more for all FBS schools, conferences,
postseason games, awards and the College Football Playoff

**For access, please register for an account at:
collegepressbox.com/register**

 [collegepressbox](https://collegepressbox.com)

 [collegepressboxvideo](https://collegepressboxvideo.com)