



@USFFOOTBALL

OCT. 3, 2022

UNIVERSITY OF SOUTH FLORIDA BULLS FOOTBALL

TAMPA, FLORIDA

26TH SEASON • 15 WINNING SEASONS • 10 BOWL GAMES • 6 BOWL VICTORIES • 30 NFL DRAFT PICKS • 15 ALL-AMERICA SELECTIONS • REACHED NO. 2 RANKING IN 2007

2022 USF GAME NOTES

GAME 6 • AT CINCINNATI

USF DRIVE STARTERS

- ✓ Bulls face 4th straight game away from home, look to end 14-game road losing skid.
✓ Bulls and Bearcats meet for 20th time, the most-played series in program history.
✓ Horn posts career day, 4th-best receiving yards performance in program history vs. ECU.
✓ D Demetris Harris equals most career starts in program history for an offensive lineman, 4 from record.
✓ LB Boyles posts 12 tackles vs. ECU, nears top 10 all-time on USF tackles charts.
✓ RB Battie 3rd in AAC in rushing at 78.2 ypg
✓ WR Weaver returns from injury, near passing Wilcox & others on Top 10 of USF receiving charts.
✓ Loss of LT Donovan Jennings for season is latest Bull injury that have hit 10 starters through 5 games.

USF STAT LEADERS

RUSHING: Battie: 51 carries, 391 yds, 3 TD, 7.7 ypc
PASSING: Bohanon: 822 yds, 73-131 (55.7%), 3 TD, 6 INT
RECEIVING: Weaver: 25 rec., 307 yds, 0 TD, 12.3 ypc
SCORING: Shrader: 24 pts (3-5 FG, 15-15 PAT)
TACKLES: Boyles: 35
TFL: Gordon: 5.5
SACKS: Hansford: 1.5
INT: Boyles, Brown, Curry & LaPointe: 1
CAPTAINS: Harris, Cecil, Boyles, LaPointe, Yates



USF RADIO NETWORK

FLAGSHIP: 102.5 FM & 102.5-HD2
TUNEIN RADIO - BULLS UNLIMITED

Jim Louk, play-by-play Sam Barrington, analyst
Joey Johnston, sideline

PREGAME SHOW (2 HRS PRIOR TO KICK)

Jim Lighthall & Darek Sharp

USF FOOTBALL RADIO SHOW

Wednesdays, 6-7 p.m. on 102.5 HD-2 & Bulls Unlimited

FIND US ON SOCIAL MEDIA

Twitter: @USFFOOTBALL, @Coach_JeffScott
Instagram: USFFOOTBALL
Facebook: facebook.com/SouthFloridaFootball
#GoBulls; #HornsUp; #US2F

USF ATHLETIC COMMUNICATIONS

4202 E. Fowler Ave., ATH 100, Tampa, FL 33620
OFFICE: 813-974-2125 WEB: GoUSFBulls.com

Brian Siegrist, Associate AD for Communications

O: (813) 974-4086 | C: (813)-293-3897 | siegrist@usf.edu

Dave Albrecht, Asst. Director of Communications

O: (813) 974-7099 | C: 561-525-4997 | Albrecht25@usf.edu

USF (1-4; 0-1 American) at #24/- Cincinnati (4-1; 1-0 American)
Saturday, Oct. 8 • 2:30 P.M. • Nippert Stadium (40,000) • Cincinnati, Ohio

SURFACE: Turf
TV: ESPN+: Richard Cross (PXP) & Taylor McHargue (Analyst)
RADIO: 102.5 FM/102.5 HD 2
AUDIO STREAM: TuneIn - Bulls Unlimited 1
SERIES: UC leads, 12-7, most played series
IN TAMPA: Tied, 5-5, Lost, 45-28 in 2021
IN CINCY: UC leads, 7-2, last, UC won 28-7 in '20
STREAK: UC has won four straight
LAST USF WIN: 33-3 in Tampa in 2017
VS RANKED: 11-35, lost last 13; 4-16 on the road



USF bulls

RANKINGS (CFP/AP/COACHES): -/-
HEAD COACH: Jeff Scott (Clemson, '03)
RECORD AT USF: 4-22 (3rd)
CAREER RECORD: Same



CINCINNATI bearcats

RANKINGS: -/-
HEAD COACH: Luke Fickell (Ohio State, 1997)
RECORD AT CINCINNATI: 52-16 (6th)
CAREER RECORD: 58-23 (7th)

@USFFOOTBALL

@COACH_JEFFSCOTT

@USFATHLETICS

#HORNSUP

#GOBULLS

#US2F

2022 SCHEDULE

Table with columns: DATE, OPPONENT, ESPN PRESEASON, KICK (ET)/RESULT, TV/RADIO, NOTABLE. Rows include games from Sept 3 to Nov 26.

* American Athletic Conference game All games on 102.5 FM & digitally on Bulls Unlimited TuneIn Radio

BULLS FACE RECORD FOURTH-STRAIGHT GAME AWAY FROM TAMPA

USF will play its fourth straight game away from Tampa when the Bulls travel to Cincinnati for the 20th series meeting, the most-played in program history. USF is 2-7 all-time at Cincinnati and has lost its last two trips by 12 points or more. The Bulls suffered back-to-back road losses at SEC (Florida) and ACC (Louisville) programs before opening the program's 10th AAC season in a relocated game in Boca Raton vs. ECU. The Bulls will not play a home game for a month, until facing 4-1 Tulane at Raymond James Stadium on Oct. 15. The Bulls last win at Cincinnati came when a Quinton Flowers led USF posted a 45-20 victory in Nippert in 2016 on its way to a program record 11-2 season and final Top 25 ranking. The victory was part of a 35-6 record for the program from mid-2015 to mid-2018 that saw the Bulls spend 20 consecutive weeks in the Top 25 and earn four straight bowl bids. USF has not defeated a ranked opponent since 2016. The Bulls will be looking to end a 14-game road losing streak that dates to an Oct. 28, 2019 victory at ECU (45-20).
■ ROAD 4-PACK: Due to Hurricane Ian, USF will play four straight games away from Tampa for the first time in program history. The Bulls have previously played three straight games away from Tampa just once in 2006, as the Bulls fell at No. 10 Louisville (31-8), won at No. 7 West Virginia (24-19) and won a neutral site game vs. ECU (24-7) in the Papa Johns Bowl. The Bulls seven road (6)/neutral (1) regular season games in 2022 are the most ever for the program in a regular season. The Bulls are now scheduled for five home games, with four road and three home remaining.
■ BOHANON BREAKS OUT: QB Gerry Bohanon posted his first touchdown pass in a USF uniform with a 91-yard play to Jimmy Horn. at ECU. Bohanon passed for 253 yards and three touchdowns and ran for 74 and a touchdown, giving him 331 total yards on the day for his best performance to date at USF.

USF QUICK FACTS

HEAD COACH JEFF SCOTT

Years Coached: _____ 3rd at USF
Alma Mater: _____ Clemson, '03; wide receiver
Career Record: _____ 4-22 (3rd)
Record at USF: _____ 4-22 (3rd)
American Conf. Record: _____ 1-15 (3rd)
Career Bowl Record: _____ NA

USF COACHING STAFF (game location)

Bob Shoop (**Press Box**) Defensive Coordinator/Safeties
 Travis Trickett (**Press Box**) Offensive Coordinator/QBs
 Allen Mogridge (**Field**) Asst. Head Coach/Off. Line
 Daniel Da Prato (**Field**) Special Teams Coord.
 Ernie Sims (**Field**) Co-Def. Coord./Linebackers
 Cam Aiken (**Press Box**) Running Backs/Run Game
 Bobby Bentley (**Field**) Wide Receivers/Pass Game
 George Barlow (**Field**) Cornerbacks
 Da'Quan Bowers (**Field**) Defensive Line
 Xavier Dye (**Field**) Tight Ends/Recruiting Coord.
 AJ Artis (**Field**) Strength & Conditioning
Analysts: Chad Morris, Sawyer Jordan, Steven Koch, Bryce Suber, Rueben Wright
Graduate Asst.: Deveonte Mackey, Thad Mangum, Jay Shoop, Aaron Winchester

IN THE PRESS BOX

OFFENSE: Travis Trickett. & Cam Aiken
DEFENSE: Bob Shoop

UNIVERSITY QUICK FACTS

Location: Tampa, Fla. **Enrollment:** 50,830
Nickname: Bulls **Colors:** Green & Gold
Conference: American Athletic
President: Rhea Law
Athletic Director: Michael Kelly
Football Office Phone: 813-974-7170

TEAM OVERVIEW

2021 Overall Record: 2-10
2021 American Athletic Record: 1-7
Last Bowl Game: 2018 Gasparilla (Lost)
Starters Returning/Lost: 19/5
Offense: 9/2 **Defense:** 8/3
Special Teams: 2/0
Lettermen Returning/Lost: 46/22
Offense: 24/8 **Defense:** 19/13
Special Teams: 3/2

FOOTBALL HISTORY

First Year: 1997
First Year in FBS: 2000
Record (years): 161-141 (26th season)
FBS Record (years): 141-128 (23rd season)
Bowl Appearances/Record: 10 (6-4)
Last Bowl Appearance: 2018 Gasparilla Bowl (L)
First Team All-Americans: 7
First Team All-Conference: 32

STADIUM INFORMATION

Name: Raymond James Stadium
Capacity: 69,457 **Surface:** Tifway Bermuda 419
Record At Ray Jay: 96-55 (.638)

THE PROGRAM

In its 26th season and 23rd at the FBS level, USF Football has made 10 bowl appearances, including a string of four straight (2015-18) and every season between 2005-10 (6 straight). USF has won six bowl games and produced 15 All-America selections, 30 NFL Draft picks and reached the No. 2 ranking in the Associated Press Poll in 2007.

LAST TIME OUT

BULLS STRUGGLE IN NEUTRAL SITE AAC OPENER VS ECU

USF football (1-4; 0-1 AAC) opened its 20th season of conference play with a 48-28 loss to ECU (3-2; 1-1 AAC) at FAU Stadium in Boca Raton, Fla. The teams played 200 miles from the USF campus in front of a sparse crowd of as the game was relocated to Boca Raton due to the impacts of Hurricane Ian. ECU led 41-7 at the half and produced 397 first half yards behind monster halves from senior quarterback Holton Ahlers - 352 yards passing and five touchdowns - and wide receiver C.J. Johnson - 176 yards and three touchdowns. The Pirates finished with 575 yards, Ahlers totaling 465 yards and five touchdowns through the air (records for a USF opponent) and Johnson finishing with 197 yards and four touchdowns (a USF opponent record) on seven catches. USF's 455 total yards and 253 passing yards on offense both were season highs, but ECU's total offense equaled the most the Bulls have given up on the year (matching BYU). The Bulls failed to score twice inside the ECU 5-yard line, getting stopped once due to a fumble and the second time on downs.

■ USF receiver Jimmy Horn had a career day, hauling in eight passes for 180 yards and two touchdowns while averaging 22.5 yards per catch, including a 91-yard touchdown. Horn's total ranked as the fourth-most receiving yards in a game in program history and the most since Tyre McCants set the Bulls' game record with 227 at UCF in 2017.

■ Linebacker Dwayne Boyles led the Bulls' defensive effort with 12 tackles, 1.5 tackles for loss and a forced fumble.

STORY LINES

■ NOW TRENDING:

- Jimmy Horn returns from injury to post huge career-best game vs. ECU
- Bohanon posts 331 total yards & four TD vs. ECU, best performance as a Bull.
- LB Dwayne Boyles leads Bulls defense with 12 tackles and forced fumble vs. ECU
- RB Brian Battie posts back-to-back 100-yard games, career-best 150 yards at Florida. Posts 96 yards vs. ECU.
- WR Xavier Weaver (1,324) joins Top 10 on receiving chart after personal bests in each of the first three games.
- RB Jaren Mangham now T8th all-time with 18 rushing TD
- Defense creates seven turnovers in last four games, collecting two interceptions at Florida while holding UF QB Richardson to 24 yds rushing and 112 passing.

■ **Hurricane Ian:** Due to the anticipated impacts of Hurricane Ian, USF moved its AAC opener vs. ECU to FAU Stadium in Boca Raton. It marked the first-ever relocated game for the Bulls, though others had been delayed due to hurricane effects. The USF team moved to Fort Lauderdale on Tuesday of game week and is practiced at the University of Miami facilities and a local high school through the week. The game marked USF's first in FAU Stadium. A sparse crowd watched ECU post a 48-28 victory. USF's campus and athletics facilities did not sustain substantial damage as the storm moved south and east of the Tampa region, but decimated Fort Myers, Sanibel Island, Captiva and numerous coastal areas south of Tampa Bay.

■ **Disarmed:** The Bulls played at Louisville without their top four wide receivers due to injuries, resulting in the fewest total offensive yards (158) and fewest rushing yards (48) since the 2019 season.

■ **Injury Woes:** USF has battle numerous early season injuries to starters and members of the two-deep:
 LT Donovan Jennings - Out for season, leg (Louisville)
 RB Kelley Joiner - 6-8 weeks, foot (preseason)
 LB Brian Norris - Out for season, knee (Florida)
 CB Daquan Evans - game-to-game, groin, (BYU), missed 4
 DT Rashawn Yates - game-to-game, (Howard), missed 2
 LB Antonio Grier - hand, game-to-game, missed most of BYU & Howard, all of ECU
 WR Xavier Weaver - leg, missed Louisville game
 WR Jimmy Horn - ankle (Howard), missed Louisville
 WR Ajou Ajou - game-to-game, ankle (Howard), missed 3
 WR Khafre Brown - game-to-game, missed Louisville
 CB Christian Williams - missed Howard & Florida, hand
 S Matthew Hill - missed Howard & Florida, leg
 S TJ Robinson - missed ECU game

■ **Explosive Special Teams:** Jimmy Horn Jr.'s 89-yard kickoff return for a touchdown to start the second half in the Bulls' season opening loss to BYU marked USF's fourth kickoff return for a touchdown in an eight game span. Brian Battie led the nation and earned Consensus All-America honors in 2021 after posting three.
 • **USF is 25th in FBS averaging 24.52 ypr in 2022.**

■ NOTABLE NATIONAL RANKS:

- Turnovers Gained: #29 (9)
- Tackles for Loss: #28 (6.8 tpg)
- Kick Returns: #25 (24.52 ypr)
- Penalties: #32 (5.4 ppg)
- Penalty Yards: #19 (40.60 pypg)
- **Battle:** All-Purpose Yards: #10 (151.00 ypg)
- **Curry:** Fumbles Recovered: #1 (2)

■ **Indoor Facility Nears Completion:** On Sept. 8, 2021 USF officially broke ground on a \$22 million Indoor Performance Facility on the site of the Bulls current turf practice field. The facility is set to open later this fall and followed on the heels of a \$3 million locker room renovation that opened prior to the start of the 2021 season.

■ **On-Campus Stadium Coming:** On Sept. 8, 2021, USF Board of Trustees Chair Will Weatherford told a gathered audience of nearly 300, "Bulls Nation deserves to have a stadium on this campus. I'm here to tell you we're going to do it." Stadium planning has moved forward quickly with a site identified on the east end of campus in the current Athletics District and on the site of first Bulls' teams practiced fields. In September, the design/build team of Barton Malow and Populous was selected for the project and the university has targeted 2026 for a stadium opening.

■ **Weaver Climbs Charts:** Junior wide receiver Xavier Weaver led USF with 715 receiving yards in 2021, the fifth-best season in program history. He posted a career-best 113 yards on five catches in the season-opener, and followed with career-bests in receptions in Game 2 (7) and Game 3 (8). He stands 13th all-time on the career receiving chart with 1,269 yards. A season similar to last year would move him into the top four all-time at USF and he currently stands 867 yards behind all-time leader Andre Davis (2,136, 2011-14). His 83 career receptions are 21 from entering the top 10 and 70 short of the record of 153 set by Davis.

■ **Senior Linebackers:** Senior linebackers Dwayne Boyles Jr. and Antonio Grier Jr. have led USF in tackles, TFL and sacks in the last three seasons, including posting 68 and 92 tackles, respectively, last year. They are the leaders and anchors of the USF defense and brought a combined 55 starts and 416 tackles, 43.5 TFL and 13 sacks into their senior seasons. They will have the most depth behind them in their careers with the addition of Minnesota transfer DJ Gordon and Coffeyville CC transfer Jhalyn Shuler.

#US2F: Coined by Jeff Scott upon his introduction as the fifth USF head coach on Dec. 9, 2019, United Start 2 Finish (#US2F) has become the hashtag and mantra for the football program and entire USF community calling on the entire thriving Bay area community to join the stampede to elevate the Bulls' athletic programs and university.



I FIRMLY BELIEVE THAT
IF WE COME TOGETHER
AND CREATE GREAT UNITY
THIS WILL BE THE START
OF THE BEST DECADE IN
UNIVERSITY OF
SOUTH FLORIDA
FOOTBALL
HISTORY!

25TH ANNIVERSARY SEASON

USF celebrated its 25th season of football in 2021 after the program hit the field in 1997 after an initial season of only practices and scrimmages in 1996. The University was founded in 1956 but didn't field a football team for another 41 years. After the first football feasibility meeting in 1991 and formal approval by the State Board of Regents in 1995, the Bulls debuted as a Division I-AA (Football Championship Subdivision) program on Sept. 6, 1997 with an 80-3 victory against NCAA Division II Kentucky Wesleyan at the old Tampa Stadium. When USF football debuted, the university's enrollment was 36,649 (it's now 50,830). USF's overall operating budget has advanced from \$500-million to \$1.857-billion during the 25-year football era, while USF's economic impact on the Tampa Bay region has gone from \$1.1-billion to \$4.4-billion.

USF FOOTBALL

Year Started	1997
Seasons Played	26
Head Coaches	5
Bowl Games/Wins	10/6

BULLS FASTEST TO REACH TOP 10

■ In 2007, USF became the fastest program in the modern AP Poll Era to go from inception to a Top 10 national ranking as the Bulls were ranked No. 6 in the Week 5 AP Poll in just the program's 11th season. The Bulls would climb all the way to the No. 2 ranking two weeks later in Week 7 to become the fastest to reach a Top 5 ranking.

■ The Bull have reached a Top 25 ranking in seven seasons, including three straight (2016-18), and been ranked a total of 48 weeks, including 12 in the top 15.

FASTEST TO 150 WINS IN FLORIDA

With a victory over ECU in 2018, USF became the fastest Florida FBS program to reach 150 wins.

STATE OF FLORIDA FBS PROGRAMS

School.....	Game Reached.....
150th Win/Games	
USF	4th game of 2018150/255 (.588)
Florida.....	1st game of 1937150/258 (.581)
Miami.....	5th game of 1955150/267 (.562)
Florida St.....	10th game of 1975150/292 (.513)
UCF	9th game of 2005150/294 (.510)
FAU & FIU had not reached 150 wins	

BEATING NATIONAL CHAMPIONSHIP PROGRAMS

USF has defeated 12 programs with an NCAA-recognized FBS national championship, including wins against Army, Auburn, BYU, Clemson, Florida State, Georgia Tech, Illinois, Miami, Notre Dame, Pittsburgh, Syracuse and TCU.

39 WAS FINE

Jeff Scott, now 41, turned 39 on Dec. 28, 2019, just weeks after accepting the USF job. His former position coach and head coach at Clemson, Dabo Swinney, was also 39 when he ascended to the head coaching job at Clemson, leaving his position as wide receivers coach, which he then tabbed Scott, who was a GA on the staff, to fill. Another notable 39-year-old first time head coach was Jim Leavitt, who left Bill Snyder's staff at Kansas State to begin the USF program as its first head coach in 1996 when he was 39.

THE SWINNEY TREE

Jeff Scott is the first true branch of the Dabo Swinney coaching tree and has followed a remarkably similar path. Swinney has led Clemson since 2008 and Scott was with him during the entire rise of the program to national dominance that saw five straight CFP appearances and two national titles in the final five years of Scott's tenure.

■ **Wide Receivers Coach Tradition:** Dabo Swinney was a walk-on wide receiver at Alabama and was hired by his Alabama position coach, Tommy Bowden, when Bowden got the head coaching job at Clemson. Scott was a three-year letterman wide receiver at Clemson and was coached by Swinney, who promoted him to his first primary FBS coaching position in 2008 to replace Swinney at wide receivers coach after Swinney became the head coach. Scott's first wide receivers coach on his USF staff was Xavier Dye, who played for Scott at Clemson, and is now coaching tight ends and serves as recruiting coordinator.

HUNTER CONNECTS TAMPA & CLEMSON

Jeff Scott and his wife, Sara, welcomed their first son on Aug. 10, 2020, as he joined sister, Savannah. The couple, who had spent most of the previous two decades in Clemson, S.C., decided to name their son Hunter in honor of stand-out Clemson wide receiver and now NFL receiver Hunter Renfrow, whom Scott coached at Clemson. The name was chosen as a symbolic connection between Clemson and Tampa. As many will remember, Renfrow caught the game-winning pass in the Tigers 2016 CFP National Championship win over Alabama in the corner of the end zone at Raymond James Stadium in Tampa. Scott called the game-winning play as co-offensive coordinator at the time and when he first arrived in Tampa upon being named USF head coach, he visited Raymond James Stadium and reenacted that play in the corner of the end zone.



**#BAYMADE
FOCUS ON CULTIVATING
HOMEGROWN TALENT**

Jeff Scott has focused USF's recruiting on the state of Florida and particularly the Bay area and its seven surrounding counties.

- USF's priority order for recruiting is: 1) the Bay area (100 mile radius); 2) the state of Florida (10 broken into geographic areas), 3) bordering and nearby states (GA, AL, SC, NC); 4) national.
- Within a 100-mile radius of Tampa there are 121 high schools. There are close to 100 Division I players recruited nationally from the area annually.
- Each USF coach is assigned 12 schools in Area (with one getting 13) as the Bulls build on the benefit of players being able to have their family involved in the program, see them play regularly, go home regularly and play for their city as well as the benefit of building their brand in a thriving metropolitan economic area of over 4 million people and numerous large businesses and professional opportunities.

- The 2022 Bulls' roster features 27 players from the Bay area, including 11 projected in the two deep to start the 2022 season.
- 76 of the players on USF's roster hail from the state of Florida. That represents 65 percent of the roster with Georgia (9) and South Carolina (6) being the next closest states in producing current Bulls.
- Among the Bay area standouts on the Bulls' 2022 roster are: running back Brian Battie, left tackle Donovan Jennings, guards Mike Lofton and Zach Perkins, cornerbacks Aamaris Brown and TJ Robinson, safeties Mekhi LaPointe and T-Mac Simpson, defensive linemen Darien Grant, linebacker DJ Gordon, and placekicker Spencer Shrader.



DID YOU KNOW?

✓ QB Gerry Bohanon

Academics shaped the life of Bohanon. His principal at Earle (Arkansas) High School was his mother, Juanita. He often did homework on the bus rides to

road games. He finished his undergraduate degree in 2 1/2 years at Baylor University.

✓ **WR Ajou Ajou** His name means "powerful" in the Dinka language. His mother spent time in a South Sudanese refugee camp in the 1990's as war tore the country, before immigrating to Alberta, Canada where she works in a slaughterhouse. She can speak six languages. He has gone three years without seeing his mother, since moving to attend Clearwater Academy. She has yet to see him play college football in person.

✓ **LB DJ Gordon** is a native of Plant City, 40 minutes east of campus, where his family has lived for generations and he enjoyed the country life riding horses (quarter-horses and a Mustang Appaloosa), hunting, fishing and enjoying occasional meals of possum, squirrel and raccoon. He also hunted and ate gators. His name is James Edward Gordon IV, but he got the nickname "DJ" because his father was known as "Dank" and he is "Dank Jr." or "DJ."

✓ **WR Khafre Brown** Brown was named for the Egyptian king Khafre, who built the second largest pyramid of Giza during his 66-year reign, concluding somewhere around 2570 B.C. Brown's mother was intrigued after seeing a picture of Khafre's statue in a book. Brown does paintings for a hobby. He specializes in sunsets, usually in a beach or skyline setting. He picked up the hobby from his mother, who is an artist.

✓ **DT Rashad Cheney** After transferring from Minnesota, Cheney has reunited with his old friend LB Antonio Grier. Cheney and Grier first met at age 4 when they were in the same daycare facility in Atlanta.

✓ **OL Demontrey Jacobs** The mother of OT Demontrey Jacobs, Venessa Jacobs, is the head volleyball coach at Southern University.

✓ **DT Nick Bags** Nick Bags shortened his last name after his high-school coaches had trouble spelling and pronouncing "Bagashvili." Bags' mother immigrated to New York from the country of Georgia, which seceded from the Soviet Union in 1992. For two years, Bags lived with his grandmother in Georgia, then returned to New York as a third-grader and had to learn English.

✓ **LB Antonio Grier** Grier is president of his fraternity. Grier also regularly visits teenage kids and young men at the Hillsborough County Detention Center to learn about their lives and share positive messages about how they can improve. His nickname is "Yo Yo."

✓ **P Andrew Stokes** is 28 years old and the Bulls second straight punter to come out of Proklick in Australia. He had never played in a football game when he arrived at USF. Stokes spent seven years playing Australian rules football with the Railways in the Great Northern Football League, then Fremantle of the West Australia Football League.

✓ **K Spencer Shrader** was home schooled in high school and was a standout soccer player, scoring a school-record 33 goals in a season for Newsome HS and had a professional tryout in Brazil (for three months in 2018). He came to play football on a relative whim, as a Newsome junior he was kicking footballs simply because they happened to be nearby when the football coach at the time, Ken Hiscock, was walking nearby and said he was stopped short "by the sound." He founded an online company (CopperFox Technologies) that does brand design, web development and sales force integration. He and his family work together on a nonprofit organization, Liberty Villages, which builds Christian communities dedicated to education, entrepreneurship, freedom and peace.

✓ **G Demetris Harris** had both parents serve in the Navy. Demetris Harris Sr. and Stephanie Harris both served approximately 12 years, where they met.

✓ **LB Coach Ernie Sims** was ranked the No. 1 recruit in the nation by Rivals in 2003 before signing with Florida State where he became an ESPN first team All-American linebacker and went on to be the No. 9 overall pick in the 2006 NFL Draft by the Detroit Lions in 2006.



FREAKS LIST

Safety Will Jones, a transfer from Kansas State and maybe USF's fastest player, was named on Bruce Feldman's annual college football "Freaks List" for The Athletic, which cited his being clocked at over 22 mph on the team's GPS tracker and his ability to squat 600 pounds and bench 375 while weighing just 190 pounds.

Jones was supposed to be a major factor last season. Two days before the Bulls' opener at NC State, on an inconsequential non-contact play with about five minutes remaining in the week's final practice, Jones suffered a torn ACL. He was done for the season — before it even began. A few USF coaches and players said the thought of it nearly made them physically ill. Nearly 365 days later, Jones has returned. He said he hasn't surrendered any speed. In fact, he feels faster. He's not necessarily looking to make up for lost time, but his urgency is clear.

When Bob Shoop became USF's defensive coordinator last December, he arrived early for his first official day at the office. One player waited outside the door.

It was Bulls safety Will Jones.

"That showed me something," Shoop said. "It showed me how eager he was for success, how determined he was to come back. I believe he will be a major factor for our defense."

21 EARLY ENROLLEES

USF welcomed a program record 21 early enrollees from the 2022 Class to campus in January. They have worked with the Bulls through winter workouts and will take the field during spring drills.

■ Among the early enrollees were 13 FBS transfers.

OFFENSE

Ajou Ajou, WR (Clemson)
Jason Albritton, RB (Newsome HS)
Derrell Bailey Jr., OL (Virginia Tech)
Byrum Brown, QB (Rosesville HS)
Khafre Brown, WR (North Carolina)
Michel Dukes, RB (Clemson)
Jayson Littlejohn, TE (College of the Sequoias)
Mike Lofton, OL (UCF)
Zach Perkins, OL (Maryland)
Cade Roberts, WR (South Walton HS)

DEFENSE

Nick Bags, DT (Temple)
Aamaris Brown, DB (Kansas State)
Rashad Cheney, DL (Minnesota)
DJ Gordon IV, LB (Minnesota)
Jatorian Hansford, DE (Missouri)
Jhalin Hobbs, DL (Lennard HS)
Clyde Pinder, DL (North Carolina)
Jhalyn Shuler, LB (Coffeyville CC)
Ray Thornton, S (Clemson)
Tavin Ward, DB (Palmetto Prep)
Jacquez Williams, DL (Jenkins HS)

TRANSFER TALENT

Jeff Scott has welcomed numerous transfers since taking the reins of the Bulls, including 30 four-year college transfers on the 2022 roster - with 22 from FBS programs and 19 from Power Five programs. Starting the 2022 season, 24 transfers are projected in the two deep (12 on defense, 10 on offense and two specialists) with nine projected as starters - including at quarterback and running back. Among the schools players have come to USF from are: Auburn, Baylor, Clemson, Colorado, Kansas State, Maryland, Miami, Minnesota, Missouri, North Carolina, Rutgers, Tennessee and Virginia Tech.

GRADUATES

USF entered 2022 with 21 graduates on the roster. They are: Sean Atkins (WR), Andrew Beardall (LS), Logan Berlyhill (WR), Gerry Bohanon (QB), Dwayne Boyles (LB), Chris Carter (TE), Brad Cecil (C), Daquan Evans (CB), Darrien Grant (DE), Antonio Grier (LB), Demetris Harris (G), Demontrey Jacobs (T), Donovan Jennings (T), Mekhi LaPointe (S), Chris Mottillo (TE), Brian Norris (LB), Jonathan Ross (DE), Alec Valet (OL), Jason Vaughn (DE), Latrell Williams (WR) and Rashawn Yate (DE).

MONEY DOWNS

USF calls third downs "Money Downs" as the opportunity to extend a drive or get the defense off the field. The offense yells out "Money" on third downs while the defense yells "Cash" to ensure all players on the field are aware of the situation.

WATCH LIST WAVE

Following several seasons of sparse presence on national award watch lists, the Bulls enter 2022 appearing on eight such lists, the program's most since appearing on 14 entering the 2017 season after posting an 11-2 record and finishing in the Top 25 in 2016.

Bulls on national award watch lists entering the 2022 season include:

QB Gerry Bohanon – Davey O'Brien Award
& Johnny Unitas Gold Arm Award
RB/KR Brian Battie – Paul Hornung Award
WR Xavier Weaver – Biletnikoff Award
LB Dwayne Boyles – Rotary Lombardi Award
LB Antonio Grier – Nagurski Trophy & Wuertfel Trophy
K Spencer Shrader – Lou Groza Award

SUPER SENIORS

Head coach Jeff Scott was very pleased with his team's leadership heading in the spring, specifically identifying the Bulls' "Super Seniors" for rising to the top and leading. **USF has 12 "Super Seniors" – players who elected to use an extra year of COVID eligibility:** Dwayne Boyles (LB), Brad Cecil (C), Darrien Grant (DE), Antonio Grier (LB), Jatorian Hansford (DE), Demetris Harris (G), Demontrey Jacobs (RT), Donovan Jennings (LT), Mekhi LaPointe (S), Latrell Williams (WR), Rashawn Yates (DT). Safety Vincent Davis also chose to return but was forced to retire due to injury.

■ Six "Super Seniors" ranked among the top 8 of the Bulls "Grit" rankings following winter workouts. All 12 ranked among the Top 25.

■ Super Senior center Brad Cecil led all players in "Grit" rankings after summer workouts.

USF FOOTBALL FACILITY IMPROVEMENTS



Entering 2021, USF completed a \$3.3 million upgrade to its current football facilities, including:

- A completely renovated locker room featuring: 120 lockers, state of the art digital lighting and surround sound system, a team lounge with two 86" big screen TVs, video game console, pool table, ping-pong table and furnishings, a nutrition fueling station, new LED graphics and 55" monitors throughout.
- New entry ways, graphics and carpeting throughout the operations area.
- New team room graphics and chairs.
- Renovated coaches offices and staff rooms with new furniture, graphics and carpeting.

INDOOR PERFORMANCE FACILITY

USF is completing an 88,000-square foot indoor facility this fall at a cost of approximately \$22 million, which will feature a 100-yard turf field, climate control, branded lobby and observation deck slated for completion prior to the start of the 2022 season.

ON CAMPUS STADIUM/FOOTBALL CENTER

USF has plans to build an on-campus stadium which will include a USF Football Center that will serve as a new home for USF football with coaches offices, meeting spaces, weight room, locker room, training and equipment areas and player lounge among the amenities. The stadium is targeted for completion in 2026.

OFFENSIVE NOTES STARTING QUARTERBACK

Scott named a starting quarterback following the first fall camp scrimmage as he went with junior Baylor transfer Gerry Bohanon over incumbent returning sophomore Timmy McClain, who transferred to UCF. Returning sophomore Katravis Marsh and true freshman Byrum Brown are the primary backups. In May the Bulls welcomed Bohanon, who started 12 games last season and helped the Bears to a Big 12 championship and Sugar Bowl victory against Ole Miss. Marsh, a big-armed prospect with an NFL body, has started two in his career to date. Scott said a staff member told him there was one car in the USF facility parking lot on Memorial Day. It belonged to Bohanon, who was inside watching film on his own.

■ The Bulls have had eight different starting quarterbacks in the five years since the graduation of standout Quinton Flowers who led the Bulls to 30 wins in three years as the starter.

2018: Blake Barnett (10 starts), Chris Oladokun (3)

2019: Jordan McCloud (10), Barnett (3)

2020: McCloud (7), Noah Johnson (1), Katravis Marsh (1)

2021: Timmy McClain (9), Cade Fortin (2), Marsh (1)

2022: Gerry Bohanon

RUNNING DOWN THE DREAM

With a veteran offensive line, loaded running back room and highly-mobile quarterback, USF is running effectively in 2022.

■ USF exploded for 216 first half rushing yards at Florida (9.17), far eclipsing the 22 combined rushing yards the Gators had given up in their first two games of the season vs. No. 9 Utah and No. 20 Kentucky. The Bulls went on to post 286 rushing yards (6.2 ypc) and three rushing touchdowns with two 100-yard rushers in Brian Battie (150 yds, 8.8 ypc) and Gerry Bohanon (102 yds, 6.8 ypc).

■ USF had two 100-yard rushers in the same game for the 18th time in program history at Florida (9.17).

■ The Bulls rushed for 205 yards, 150 of which came in the second half, a 42-20 win over Howard. USF logged 6 rushing touchdowns by four players, which is the most in a game since posting 6 vs. Charleston Southern in 2003. Jaren Mangham and Michel Dukes each posted two and Brian Battie and K'wan Powell each added one.

■ USF Set a program record in 2021 with 421 rushing yards in a 34-14 victory over Temple, including a record with 27 rushing first downs. USF had two players (Jaren Mangham (152) and Kelley Joiner (126) run for 100-yards or more. Mangham posted a career-high tying 26 carries for 152 yards and two touchdowns in the game.

BIG PLAY WEAVER

After a breakout season in 2021 that saw 6-1, 180-pound Xavier Weaver earn first-team All-AAC honors from Pro Football Focus and second-team from Pro Football Network as he led the Bulls with 41 catches for 715 yards and a 17.4 ypc, the springy junior looks to rewrite the USF record books.

■ He has 1,269 career yards receiving (13th all-time) and 83 receptions, needing just 265 yards to enter the Top 5 all-time at USF (867 from the record of 2,136) and 21 catches to enter the Top 10 (record is 153).

■ After logging a career-best eight receptions vs. Florida (9.17), he had posted a career high in each of the first three games on the 2022 season.

■ Posted his second career 100-yard receiving game with a career-best 113 yards on five catches vs. BYU (9.3) in the season-opener, including a 50-yard catch.

■ He has led USF in receiving yards and receptions in all three games in 2022. He led in receiving yards in 8 of 11 games he played in 2021 as led USF with career-bests of 715 receiving yards (10th in a season at USF) and 41 receptions on the year.

■ His 715 yards in 2021 rank 5th all-time for a season at USF and were just 164 shy of Marquez Valdes-Scantling's season mark of 879 set in 2017.

■ His 17.3 ypc in 2021 ranks 10th all-time in a season at USF and led The American.

■ Weaver was also a potent punt returner in 2021 logging an average of 12.9 ypr on nine returns that would have ranked No. 6 nationally with two more returns.

■ Has a tattoo of Uncle Penny Bags, the banker from the Monopoly game, on his left shin because "I like to be money in every sense of the word."

■ His father, Sean Weaver, played four seasons with the San Diego Chargers.

■ He is the first player from Orlando Christian Prep to sign with a Division I-A school.

ALL-AMERICAN BATTIE (BAT-TEE)

Kick Returner/Running Back Brian Battie (Sarasota/Sarasota HS) became just the second Bull to earn Consensus All-America honors (KR) in 2021 and the first since defensive end George Selvie did so in 2007.

In 2022, he has showed off his rushing prowess posting back-to-back 100-yard games for the first time in his career with 105 vs. Howard and a career-high 150 at Florida. He was named to the AAC Honor Roll after the Florida game in which he logged 250 all-purpose yards.

■ He ranks No. 9 in the nation posting 154.25 all-purpose yards per game and 3rd in the AAC in rushing with 73.8 ypg.

■ **Posted FOUR career 100-yard rushing games:**

150 yards on 17 carries (9.8 ypc) at Florida (9.17)

105 yards on just 7 carries (15.0 ypc) vs. Howard (9.10)

110 on 10 carries (11.0 ypc) vs. Florida A&M (9.18.21),

102 (6.8 ypc) vs. UCF in the last game of 2020.

■ **Long runs on 2022:**

60-yard TD run vs. Howard

51 yard run vs. Florida

■ Has led USF in rushing SEVEN times in his young career.

■ In 2021, he tied an NCAA RECORD with two 100-yard kickoff returns in the same game vs. Houston (including the game's opening kickoff), joining Utah's Reggie Dunn (2012, vs. Cal).

■ LED THE NCAA with three kickoff returns for TD in 2021 and ranked No. 5 nationally averaging 32.5 ypr.

■ Set USF season and career records with three kickoff returns for touchdowns in 2021 and his return average broke the mark set by J.R. Reed in 2003 when he led the nation with a 31.7 ypr average.

HORN OF PLENTY

Sophomore Jimmy Horn Jr. continues to put his ELITE speed on display for the Bulls:

■ He is averaging 15.3 yards gained every time he touches the ball over the course of his now 16-game career.

■ Posted the fourth-best receiving yardage game in program history vs. ECU. He logged career highs with eight catches for 180 yards (4th) and two touchdowns on the game, including a 91-yard TD reception that ranks as the THIRD-longest in USF history) and 104 yards YAC.

■ Horn now owns two of the nine longest receptions in program history.

■ In the 2022 season-opener vs. BYU, he posted an 89-yard kickoff return touchdown to open the second half, the 14th in program history and just the 10th USF player to do it.

■ Horn's 80-yard touchdown reception against Cincinnati in 2021 was the longest play from scrimmage by a USF freshman in program history and stands as the EIGHTH-longest touchdown catch in USF history. It helped him to record his second 100-yard receiving game of the season with five catches for a career-best 108 yards (95 after the catch).

■ He finished second on the team with 30 receptions for 408 yards in 2021, his true freshman season.

SWEET PAD!

Raymond James Stadium hosted Super Bowl 55 on Feb. 7, 2021, as the Bucs defeated the Chiefs in the stadium's third Super Bowl. It also hosted the 2017 CFP Championship game. In recent years, the stadium has undergone major upgrades securing its stature among the finest venues:

- The first venue IN THE WORLD to feature Sportsbeam LED Field Lighting, which allows for 2.1 million color combinations and 100s of lighting effects. (2020)
- The addition of 5G network connectivity. (2020)
- \$10.4 million in COVID-19 mitigation, cleaning and sanitization enhancements, including installation of 775 hand sanitizer stations in the stadium and surrounding lots. (2020)
- Nearly \$160 million in upgrades (2018), including: a new 8,000-square-foot, full-service premium sports bar, new East & West Stadium Clubs that include sleek new bars, a club lounge, massive video displays, 162 TVs, and a state-of-the-art audio system, concourse and concession enhancements and locker rooms.
- State of the art, high visibility 9,600-square-foot video displays in both end zones along with the addition of a new 2,300-square-foot video towers in each corner and stadium ribbon board. All together, the video displays cover more than 28,000-square-feet, making Raymond James Stadium the third-largest video displays in the United States.



WHOOOP 'EM MANGHAM STYLE

Colorado transfer running back Jaren Mangham (6-2, 231) established himself as the Bulls' go-to redzone option in 2021, logging 15 rushing touchdowns on the year. ■ Added 10 pounds to his rugged frame for 2022.

■ Mangham scored three TD in the opening two games (2 vs. Howard) and now has 18 rushing TD in 14 games at USF, good for a tie for 8th all-time, and 23 for his career (5 at Colorado). He needs two to tie QB Marquel Blackwell (a USF Athletic Hall of Famer) for 7th and five to enter the top 5 all-time. Quarterback Quinton Flowers holds the record with 41 (2014-17).

■ Mangham ranked No. 13 nationally with 15 rushing TD in 2021, which tied for the second-best season mark in USF history and three short of the record of 18 set by Quinton Flowers in 2016.

■ His string of at least one TD in SEVEN games (Florida to ECU) tied for second all-time at USF. He had six games with multiple TD on the year.

■ He set a USF record posting at least two rushing TDs in FOUR straight games (2 vs. Florida, 3 vs. FAMU, 2 at BYU, 2 at SMU).

■ Mangham ran for three touchdowns vs. Florida A&M (2, 4 & 9), the most for a USF player in a game since the 2018 season and tied for the third-most all-time.

O-LINE CHASING CAREER STARTS MARKS; LEAD NATION IN STARTS ENTERING 2022

All five starters return on the offensive line - LT Donovan Jennings, LG Demetris Harris, C Brad Cecil, RG Dustyn Hall & RT Demontrey Jacobs - returned in 2022 representing a combined 151 career starts (after Louisville). Jennings, Harris and Cecil have started alongside each other for the past four seasons and each brought at least 31 starts into 2022, leading all Bulls returners in career starts and with a chance to top the all-time Bulls career starts chart.

CAREER STARTS

1. Auggie Sanchez, LB, 2014-17	50
2. George Selvie, DE, 2006-09	50
3. DeDe Lattimore, LB, 2010-13	49
4. Demetris Harris, OL	46
Quinterrius Eatmon, OL, 2011-14	46
Brad Cecil, OL	43
Donovan Jennings, OL	35 (out for season)

■ Senior offensive tackle Donovan Jennings suffered a season-ending leg injury at Louisville, bringing to an end a run of 22 games that Jennings, Brad Cecil and Demetris Harris started alongside each other on the offensive line.

■ USF's offensive line brought 154 total career starts into the 2022 season, which led the nation by nearly 10:

USF	154
Pittsburgh	145
Georgia State	143

O-LINE CONTINUITY

Not only does USF return all five offensive line starters from 2021, but also the longest tenured offensive line coach at USF since 2012.

■ Assistant Head Coach Allen Mogridge returns to coach the offensive line for the third straight season, becoming the longest tenured Bulls coach at the position since Steve Shankweiler led the unit from 2010-12.

■ USF has had seven offensive line coaches since 2012, with an average tenure of 1.4 years over the last 10 years and five serving for just one season.

■ Super Senior offensive linemen Brad Cecil, Demetris Harris and Donovan Jennings have all started games in four seasons and played for three offensive line coaches.

■ Brad Cecil is a 2022 Campbell Trophy candidate for achievement on the field, classroom and community.

THE OFFENSIVE BRAIN TRUST

First-year offensive coordinator Travis Trickett said USF's offense will be a fast-paced, attacking unit. The presence of senior analyst Chad Morris, the former Clemson offensive coordinator and head coach at SMU and Arkansas, can't be overstated, either. Trickett is longtime believer in the offensive philosophy espoused by Morris and has integrated many elements of it in offenses in his previous stops and at USF. Scott put it into extremely effective practice at Clemson, first working with Morris Clemson and later when Scott took over as the Tigers' co-offensive coordinator. Now they are all together and joined by fellow Bulls offensive coaches with Clemson lineage in running backs coach Cam Aiken and tight ends coach Xavier Dye. It's about finding the right matchups and putting the ball in the hands of playmakers. Even in training camp, the possibilities abound.

DEFENSIVE NOTES

GRIER GONE WILD

Senior linebacker Antonio Grier has led the Bulls in tackles, TFL and sacks the last two seasons.

■ Missed most of the first two games in 2022 with injury before starting at Florida (9.17) and leading the team with 10 tackles.

■ Second team all-conference in both 2021 and 2020.

■ Grier and fellow LB Dwayne Boyles are USF's top active players in career tackles and TFL:

Grier with 238 and 22.5, respectively.

Boyles with 242 and 25.5, respectively.

■ Grier led USF with 92 tackles, 8 TFL and 3 sacks in 2021 after leading the team with 59 tackles, 3.0 sacks and 5.5 TFL in a COVID-shortened 2020 season.

■ Recorded his first career interception vs. Tulsa (10.16.21) and made it memorable as he weaved through traffic on a 69-yard touchdown return that stands as the third-longest in program history and the longest ever by a linebacker.

SITUATIONAL RECORDS

Under Scott 2022

vs. Top-25 opponents (AP/Coaches)	0-8	0-2
vs. Top-10 opponents (AP/Coaches)	0-3	0-0
USF scores first	2-6	0-0
Opponent scores first	2-15	1-4
USF leads after 1st quarter	1-1	0-0
Opponent leads after 1st quarter	1-16	1-4
USF leads at half	4-5	1-0
Tied at half	0-0	0-0
Opponent leads at half	0-16	0-4
USF leads after 3rd quarter	4-3	1-0
Opponent leads after 3rd quarter	0-18	0-4
Tied after 3rd	0-0	0-0

USF OFFENSE

SCORING: 17 points or less	0-8	0-1
SCORING: 20 or more points	3-11	0-3
SCORING: 30 or more points	2-5	0-0
SCORING: 40 or more points	1-2	1-0
TOTAL OFFENSE: 400 or more yards	4-3	1-2
TOTAL OFFENSE: 500 or more yards	1-1	0-0
TOTAL OFFENSE: 300 yards or less	0-8	0-2
RUSHING: 200 or more yards	4-2	1-1
RUSHING: 300 or more yards	2-0	0-0
RUSHING ATT: 40 or more	3-8	1-1
PASSING: 200 or more yards	1-7	1-1
PASSING: 300 or more yards	0-2	0-0
PASSING ATT: 30 or more	1-13	1-1
1st DOWNS: at least 20	3-11	1-2
3rd DOWNS: convert 40% or more	2-5	0-1
TURNOVERS: two or less	4-22	1-2

USF DEFENSE

SCORING: allow 15 points or less	2-0	0-0
SCORING: allow 20 points or less	3-1	1-0
SCORING: allow 21 points or more	0-20	0-4
TOTAL OFFENSE: 300 yards or less	2-1	0-0
RUSHING: allow 150 yards or less	2-4	0-1
RUSHING: allow 100 yards or less	1-0	0-0
PASSING: allow 150 yards or less	1-3	0-1
PASSING: allow 100 yards or less	1-0	0-0
1st DOWNS: allow 15 or less	1-1	0-0
3rd DOWNS: convert 33% or less	2-4	0-1
TURNOVERS: two or more	3-7	1-1

TEAM COMPARISON

RUSHING YARDS: USF has more	4-5	1-1
PASSING YARDS: USF has more	1-6	0-1
TOTAL YARDS: USF has more	4-3	1-1
TURNOVERS: USF has fewer	3-3	1-0
TIME OF POSSESSION: advantage	2-8	0-1
1ST DOWNS: USF has more	2-5	0-1
PENALTIES: USF has fewer	4-7	1-0
SPECIAL TEAMS SCORE: USF scores TD	1-3	0-1

USF INDIVIDUALS

RUSHING: 100-yard rusher	2-3	1-1
PASSING: 200-yard passer	1-7	1-1
RECEIVING: 100-yard receiver	0-5	0-2
RUSH/PASS: 100-yard rusher/200-yard passer	1-1	1-0

USF LARGEST CROWDS

1. 99,235	at Penn State	Sept. 3, 2005	L, 23-13
2. 90,612	at Florida	Sept. 12, 2010	L, 38-14
3. 88,496	at Florida	Sept. 17, 2022	L, 28-31
4. 83,524	at Florida State	Sept. 26, 2009	W, 17-7
5. 82,617	at Auburn	Sept. 8, 2007	W, 26-23 OT
6. 80,795	at Notre Dame	Sept. 3, 2011	W, 23-20
7. 78,900	at South Carolina	Sept. 12, 2004	L, 34-3
8. 78,111	at Wisconsin	Sept. 27, 2014	L, 27-10
9. 76,780	at Alabama	Aug. 30, 2003	L, 40-17
10. 74,432	at Oklahoma	Sept. 28, 2002	L, 31-14
11. 72,811	at Florida State	Sept. 12, 2015	L, 14-34
12. 70,401	at Michigan St.	Sept. 7, 2013	L, 21-6
13. 69,383	vs. Florida State	Sept. 29, 2012	L, 30-17
14. 67,012	vs. West Virginia	Sept. 28, 2007	W, 21-13
15. 66,469	vs. Miami	Nov. 28, 2009	L, 31-10

BOLD = HOME

SEASON HONORS

PRESEASON ALL-AMERICAN

Brian Battie (RB/KR): 1st Team: Athlon, ESPN, Phil Steele & Action Network

NATIONAL WATCH LISTS

Gerry Bohanon (QB): Davey O'Brien & Johnny Unitas Golden Arm

Brian Battie (RB/KR): Paul Hornung Award

Brad Cecil (C): Campbell Trophy

Xavier Weaver (WR): Biletnikoff Trophy

Dwayne Boyles (LB): Rotary Lombardi Award

Antonio Greir (LB): Bronko Nagurski & Wuerffel Trophy

Spencer Shrader (K): Lou Groza Award

PRESEASON All-AAC HONORS

Brian Battie (RB/KR): Phil Steele: 1st Team; Athlon: 1st Team

Dwayne Boyles (LB): Phil Steele, 2nd Team; Athlon: 3rd Team

Brad Cecil (OC): Athlon: 3rd Team

Antonio Greir (LB): Phil Steele: 1st Team; Athlon: 1st Team

Demetris Harris (OG): Phil Steele: 4th Team; Athlon: 2nd Team

Jimmy Horn (WR): Phil Steele, 4th Team;

Demontrey Jacobs (OT): Phil Steele, 4th Team;

Donovan Jennings (LT): Athlon: 2nd Team

Jaren Mangham (RB): Phil Steele: 2nd Team; Athlon: 4th Team

Spencer Shrader (K): Phil Steele: 3rd Team; Athlon: 3rd Team

Xavier Weaver (WR): Phil Steele: 4th Team; Athlon: 3rd Team

Rashawn Yates (DT): Athlon: 4th Team

EAST-WEST SHRINE GAME 1,000

Gerry Bohanon

Donovan Jennings

Antonio Grier

Xavier Weaver

AAC PLAYERS OF THE WEEK

-- : --

AAC HONOR ROLL

Week 3: Brian Battie (150 rush, 250 all-purpose at Florida)

GAME CAPTAINS

Week 1 (BYU): OFF: Cecil, Harris; DEF: Hansford, Yates,

Week 2 (HOWARD): OFF: Carter, Jennings; DEF: Grant, LaPointe

Week 3 (at Florida): OFF: Bohanon, Jacobs; DEF: Boyles, Grier

Week 4 (at Louisville): Shrader, OFF: Weaver; DEF: Hill & Brown

Week 5 (ECU): OFF: Cecil, Harris; DEF: Boyles, LaPointe

BOYLES AT HEART OF BULLS DEFENSE

Linebacker Dwayne Boyles led USF in tackles (75) and tackles for loss (12.5) in 2019, had his 2020 season limited by missing action, and finished second on the team with 68 tackles in 2021.

■ His 242 career tackles are just 16 shy of entering the Top 10 all-time on the USF career charts. He is on pace to become just the eight Bull to post 300 career tackles.

■ Led USF with 12 tackles, 1.5 tackles for loss and a forced fumble vs. ECU (10.1)

■ Made his 4th career interception at Florida (9.17) and returned it 37 yards to set up a touchdown.

■ Led USF with a career-best 14 tackles and added a fumble recovery at ECU in 2021 to give him three straight games involved with forcing a turnover.

■ Posted interceptions in back-to-back games at SMU (10.2.21) and vs. Tulsa (10.16.21) in 2021.

FEELING A RUSH

USF's defense had just nine sacks last season, so clearly that's a priority for first-year defensive coordinator Bob Shoop. "Our aim is to be an in-your-face style defense," Shoop said. "We want to be built on relentless pursuit and never-ending pressure. We will tailor our scheme to the strength and skill-sets of our personnel. But no question, our identity will be based around creating pressure." Shoop will emphasize defensive-line depth. If there are 75 snaps in the game, Shoop said starters will ideally play 40 to 50. New players to watch include transfers Jatorian Hansford (Missouri), Rashad Cheney (Minnesota), Nick Bags (Temple) and Jonathan Ross (Bowie State). True freshmen Michael Williams II, a four-star prospect who was offered scholarships by a handful of Big Ten and SEC programs, and Eddie Kelly also bear watching. Holdovers Rashawn Yates and Tramel Logan were spring standouts. "We're going to have a lot of fresh bodies at all times," Shoop said. "That's going to allow us to play our best in the fourth quarter and a junior.

■ Transfer DE Jatorian Hansford recorded USF's first sack in the 2022 season-opener vs. BYU.

■ DE Tramel Logan, who added nearly 20 pounds in the offseason, produced a career-best two TFL vs. BYU.

■ The Bulls posted 11 TFL and three sacks vs. Howard.

RECORDS WATCH

KICK RETURN TD - SEASON & CAREER

NAME	SEASON	CAREER
1. Brian Battie	3, 2021	3
2. Terrence Horne	2, 2018	2
Lindsey Lamar	2, 2010	2

KICK RETURN - SEASON AVERAGE

NAME	AVERAGE	YEAR
1. Brian Battie	33.9	2021
2. J.R. Reed	31.7*	2003
3. Hugh Smith	29.2	2001
4. Rodney Adams	29.1	2015

* Led NCAA

KICK RETURN - SEASON YARDS

NAME	YARDS	SEASON
1. Lindsey Lamar	903	2010
2. Lindsey Lamar	817	2011
3. Dontavia Bogan	770	2009
Dontavia Bogan	770	2008
5. Brian Battie	591	2021
5. DeAndrew Rubin	578	1999
6. J.R. Reed	570	2003
7. D'Ernest Johnson	563	2015

KICK RETURN - GAME YARDS

NAME	YARDS	SEASON
1. Terrence Horne	264	vs. Georgia Tech (2018)
2. Brian Battie	208	vs. Houston (2021)

RUSHING TD - CONSECUTIVE GAMES

NAME	GAMES	YEAR
1. Marlon Mack	11	2016
2. Jaren Mangham	7	2021
Darius Tice	7	2017

TOUCHDOWNS RUSHING - SEASON

NAME	TD	YEAR
1. Quinton Flowers (QB)	18	2016
2. Jaren Mangham	15	2021
Marlon Mack	15	2016

CONSECUTIVE FIELD GOALS MADE

NAME	#	DATES
1. Emilio Nadelman	13	9.15-10.21, 2017
Marvin Kloss	13	8.31-12.7, 2013
3. Maikon Bonanin	12	11.11.11-10.6.12
4. Spencer Shrader	9	9.2.21-11.20.21

tied with Coby Weis (2018) & Emilio Nadelman (2015)

LONGEST FIELD GOALS MADE

NAME	#	DATES
1. Bill Gramatica	63	11/18/00
2. Delbert Alvarado	56	11/11/06
3. Marvin Kloss	52	10/5/13
Spencer Shrader	52	10/23/21

40+ YARD FIELD GOALS IN A GAME

NAME	GAME
4. Spencer Shrader	at Memphis, 11/7/20

INTERCEPTION RETURN YARDS - CAREER

NAME	YARDS	YEAR
1. Trae Williams	219 (16)	2004-07
2. Daquan Evans (So.)	190 (4)	2019-
3. Devin Abraham	189 (9)	2014-17



AMERICA'S FASTEST RISING UNIVERSITY

U.S. News and World Report released its latest higher education rankings (2021) and the University of South Florida continues to be America's fastest-rising university, according to U.S. News. Over the past 10 years, USF has risen 48 spots among public universities from No. 94 to No. 46 and 67 spots among all universities (public or private), from No. 170 to No. 103. No other university in the country has risen so far so quickly. This also marks the third year in a row that USF is ranked in the top 50 among public universities.

■ Designated a "Preeminent State Research University" by the Florida board of governors in 2018, USF is in elite company with the University of Florida and Florida State University as the only three state universities to earn the designation.

■ USF enrollment surpassed 50,000 students for the first time in the fall of 2017, now with 50,830 students currently enrolled across the three campuses: USF Tampa, USF St. Petersburg and USF Sarasota-Manatee.

■ USF is the nation's 7th leading public university in generating new United States utility patents and ranks 16th among universities worldwide.



CHAMPA BAY!

The Bay area has staked a claim as the epicenter of championship sports teams in recent years. Home to four professional sports organizations, including the MLB Rays, NHL Lightning, NFL Buccaneers and USL Rowdies. All have had outstanding championship seasons in the last two years, making celebratory boat parades on the Hillsborough River in downtown Tampa a common occurrence..

■ Since 2020, the Bay Area has claimed a **Super Bowl Champion**, two **Stanley Cups**, an **American League Pennant** and a **USL Conference Championship**.

■ The **Tampa Bay Lightning** repeated as Stanley Cup champions in 2021, downing the Montreal Canadiens (4-1) in the Stanley Cup Finals. The Lightning also won the Cup in 2020 and back in 2004. They have reached the Stanley Cup finals in three straight years: 2020, 2021 and 2022.

■ The **Tampa Bay Buccaneers** acquired sure Hall of Fame players Tom Brady and Rob Gronkowski prior to the 2020 season and went on to down the Kansas City Chiefs (31-9) to win Super Bowl 55 in Raymond James Stadium. The Buccaneers became the first team in NFL history to play in and win a Super Bowl that was held at its home stadium. The Bucs also won a Super Bowl in 2002.

■ The **Tampa Bay Rays** posted 100 wins and had the best record in the American League. They won pennant and reached the 2020 World Series, falling to the Los Angeles Dodgers in six games. The Rays also reached the 2008 World Series. The Rays established ace is former USF pitcher Shane McClellan.

■ The **Tampa Bay Rowdies** soccer team won its conference and reached the USL Championship final in 2020 and again in 2021.



BULLS HELP HABITAT FOR HUMANITY

The USF team loaded up the buses and headed across the bay to Pinellas County to assist Habitat for Humanity in getting seven houses ready for occupancy. The Bulls spent two hours painting, laying sod, digging holes for plantings, mulching, hanging storm shutters and moving construction materials. The players were divided into different teams painting, shoveling, planting, and doing everything else it takes to make a house a home. "It means the world to have a group of young men like this that are trying to establish themselves through school and through football—come out, swing a hammer and help other families in our com-



THE USF FOOTBALL PROGRAM

- The Bulls have had five head coaches in 26 seasons.
- USF was ranked for a program record 20 straight weeks (2016-2017) has spent 48 weeks in the Top 25.
- The Bulls reached as highly as the No. 2 ranking in 2007, becoming the fastest program to go from inception to a top 10 ranking in FBS history.
- USF has played in 10 bowl games and won six.
- USF has claimed victories in Tampa over Louisville, West Virginia, Georgia Tech, Pittsburgh, Kansas and North Carolina among others.
- USF has claimed road or neutral site wins over Florida State, Auburn, Clemson, Notre Dame, Miami, Louisville, NC State, West Virginia and TCU among others.
- USF has had 30 first-team All-Conference selections, including 1 Offensive Player of the Year, 1 Defensive Player of the Year, 2 Special Teams Players of the Year and 1 Rookie of the Year.
- USF has had six players selected a first-team All-American a total of seven times.
- 14 USF players have been part of 18 Super Bowl teams, 10 part of a Super Bowl Champion, including 2020 as Bay area product Austin Reiter (Chiefs) and Jason Pierre-Paul (Buccaneers) went head to head.



RAYMOND JAMES STADIUM: HOME OF BULLS, BUCS & SUPER BOWLS

TOP USF SEASON AVERAGE ATTENDANCE

RANK	AVERAGE	YEAR	GAMES	ATTENDANCE
1.	53,170	2007	6	319,019
2.	52,553	2009	6	315,319

TOP USF GAME CROWDS

RANK	ATTENDANCE	OPPONENT	DATE	WINNER	SCORE
1.	69,383	Florida St.	9/29/2012	FSU	L, 30-17
2.	67,012	West Virginia	9/28/2007	USF	W, 21-13
3.	66,469	Miami	11/28/2009	UM	L, 31-10
4.	65,948	UCF	10/13/2007	USF	W, 64-12
5.	63,976	Cincinnati	10/15/2009	UC	L, 34-17

- USF is one of the few college programs that play in an NFL stadium, opened on Sept. 20, 1998.
- Raymond James Stadium is home to the NFL's Tampa Bay Buccaneers and has hosted three Super Bowls: Super Bowl XXXV in 2001 (Ravens and Giants) and Super Bowl XLIII in 2009 (Steelers and Cardinals) and Super Bowl LV in 2021 (Chiefs and Buccaneers). The stadium also hosted the 2017 CFP National Championship Game won by Clemson over Alabama.



WELCOME TO THE SUNCOAST NOTING TAMPA & THE BAY AREA

- The greater Tampa Bay area has a population of more than 4 million and is one of the fastest growing areas in the country. It is the **13th largest TV market** in the United States with 2.03 million TV households.
- Tampa ranks as fifth-most popular American city according to a Pew Research Center study.
- Tampa ranked as the 5th best outdoor city by Forbes. The area's average highs range 70 to 90 °F year round, and lows 52 to 76 °F.
- Nicknames: Cigar City & The Big Guava
- Tampa is near 18 beaches. In 2020, Trip Advisor rated Siesta Key the No. 1 Beach in America followed closely by St. Petersburg Beach (No. 2) and Clearwater Beach (No. 5).

RECORDS WATCH

RECEIVING YARDS - CAREER

NAME	YDS	YEARS
1. Andre Davis	2,136	2011-14
2. Rodney Adams	1,967	2014-16
3. Tyre McCants	1,856	2015-18
4. Carlton Mitchell	1,648	2007-09
5. Dontavia Bogan	1,534	2007-10
6. Hugh Smith	1,523	1999-2002
7. Huey Whittaker	1,447	2001-03
8. Taurus Johnson	1,434	2005-08
9. Charlie Jackson	1,373	1997-2000
10. Mitchell Wilcox	1,326	2016-19
11. Xavier Weaver	1,324	2019-22
12. DeAndrew Rubin	1,306	1999-2002
13. Marquez Valdes-Scantling	1,294	2016-17

RECEIVING YARDS - GAME

NAME	YDS	Game
1. Tyre McCants	227 (9)	at UCF, 2017
2. Andre Davis	191 (12)	at Nevada, 2012
3. Marquez Valdes-Scantling	186 (10)	vs Houston, 2017
4. Jimmy Horn	180 (8)	vs. ECU, 2022
5. Randall St. Felix	165 (6)	vs. Marshall, 2018

RECEPTIONS - CAREER

NAME	CATCHES	YEARS
1. Andre Davis	153	2011-14
2. Rodney Adams	135	2014-16
7. Dontavia Bogan	107	2007-10
Jessie Hester	107	2005-09
9. Carlton Mitchell	105	2007-09
10. Charlie Jackson	104	1997-2000

Xavier Weaver 88 2019-22

RUSHING TOUCHDOWNS - CAREER

NAME	TD	YEARS
1. Quinton Flowers	41	2014-17
2. Marion Mack	32	2014-16
3. B.J. Daniels	25	2008-12
4. Andre Hall	24	2005-06
5. Matt Grothe	23	2006-09
Mike Ford	23	2007-09
7. Marquel Blackwell	20	1999-2002
8. Jaren Mangham 18	18	2021-22
Demetris Murray	18	2009-12
Rafael Williams	18	1997-2000

CHALLENGING SCHEDULE

A fast start would be great for USF's confidence, but the Bulls will be challenged by a rigorous schedule. Three of the first four games — BYU on Sept. 3, at Florida on Sept. 17 and at Louisville on Sept. 24 — will be against top-50 programs that played in Bowl games last year, with two coming on the road. USF also visits the American Athletic Conference's top two teams — Cincinnati (Oct. 8) and Houston (Oct. 29) — while hosting UCF in the War on I-4 during Thanksgiving weekend. The preseason AAC poll voted Houston as the favorite to win the conference followed by Cincinnati and UCF. Nine of the Bulls' 12 regular season opponents received a bowl or College Football Playoff bid in 2021 and three finished ranked in the top 20.

KICKOFF LUNCHEON SELLS OUT

The USF Football Kickoff Luncheon entered its third season in 2022 and sold out for the first time with more than 530 fans in attendance at Armature Works near the Hillsborough River in downtown Tampa.



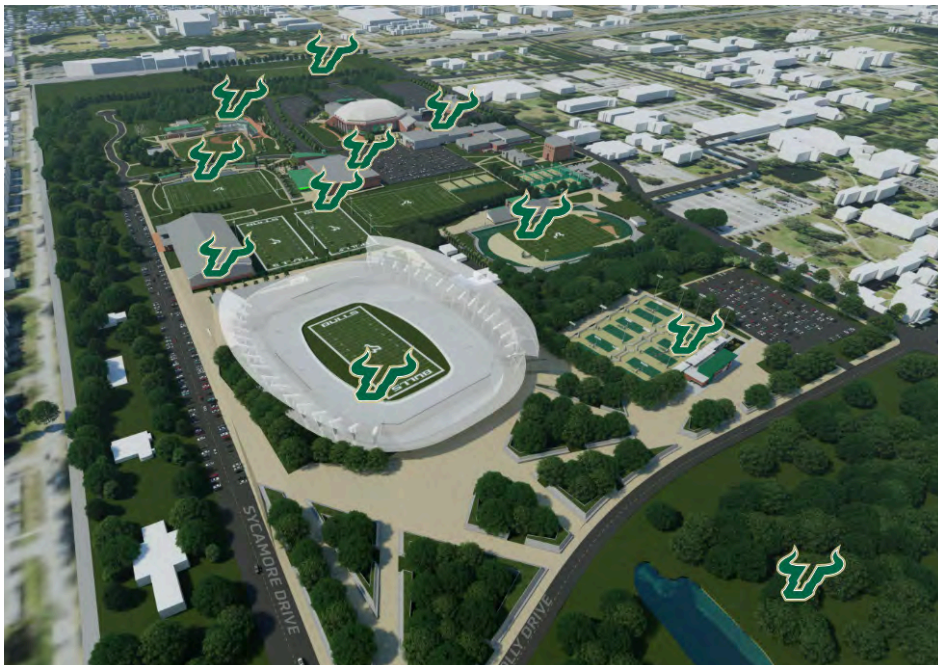
KELLY UNVEILS VISION FOR EXPANSION: Vice President of Athletics Michael Kelly announced the university's vision and commitment to continuing to provide an unparalleled student-athlete and unique fan experiences outlined in a Facilities Master Plan that includes additions and enhancements of facilities for all varsity athletic sports programs.

The vision for the future development of the USF Athletics district includes facility investments that have already been achieved in the last year, conceptual plans for many facilities currently in development, and highlights future initiatives in the beginning planning stages that will continue to evolve.

Many facility enhancements that are part of the plan have already been achieved in the last year or are nearing completion within the next year. These include a \$22-million Indoor Performance Facility set to open this fall; a \$3-million football locker room and office renovation completed last summer; a \$2-million television broadcast facility completed in 2020; a \$1-million resurfacing of the running surface at the USF Track & Field Stadium; installation of new hydrotherapy pools in the Lee Roy Selmon Center; and \$1.2-million in enhancements to The Corral for USF volleyball that include a new Taraflex floor, bleachers, nutrition bar, videoboard and roof among many enhancements.

New facility additions included in the plan include the addition of an on-campus football and lacrosse stadium by the 2026 season, a baseball and softball clubhouse, a tennis facility, a complete overhaul of the golf practice facility, and USF Track & Field Stadium additions of a new press box and video board. Plans for the recently announced Beach Volleyball program include building a new facility adjacent to the Yuengling Center and providing renovated coaches' offices and a locker room. Women's lacrosse will utilize a new locker room and coaches' offices in the Lee Roy Selmon Center and will begin play in Corbett Stadium before moving into the on-campus stadium.

Current facilities also slated for enhancement include the Lee Roy Selmon Athletics Center — which will include a complete renovation of the entrance lobby — and Corbett Soccer Stadium — which includes enhanced fan areas, a new video board and a new press box. Also planned is a renovation of the Muma Basketball Center lobby and other player areas.



TWO DECADES OF PULLING RANK

The Bulls will face several ranked teams in 2022. Since becoming a full FBS program in 2001, USF has registered 11 victories against opponents ranked in the Associated Press top 25 (including three wins against the top 10, four road victories and triumphs against opponents from the ACC, Big 12 and SEC). In that 21-season span, only two other American Athletic Conference programs have more victories against ranked opponents than USF.

AAC Team	Top 25 Wins*	Top 10 Wins* *Since 2001
Cincinnati	19	3
Houston	14	4
USF	11	3
Memphis	8	0
UCF	7	3
East Carolina	6	1
SMU	6	0
Navy	5	1
Temple	5	0
Tulsa	5	0
Tulane	0	0

SPECIAL TEAMS NOTES

GETTING HIS KICKS

Kicker Spencer Shrader, a former soccer player who walked on to the team in 2019, is had a career year in 2021 and was named a LOU GROZA AWARD Semifinalist.

■ Dating to the 2019 season, Shrader has converted on 18 of his last 24 attempts. Shrader's string includes made field goals of 52, 49, 49, 49, 47, 46, 44, 42 and 41 yards. **His misses this year are from 54 (partially blocked) & 49 (bad hold).**

■ Shrader went 11-for-13 on field goal attempts in 2021. He made nine straight to start the year before missing from 51 yards, marking the third-longest string in program history four behind the program record for most consecutive field goals made (13 by Emilio Nadelman from Sept. 15-Oct. 21, 2017 and Marvin Kloss from Aug. 31-Dec. 7, 2013).

■ Against Temple (10.23.21), Shadrer hit a 52-yarder to tie for the third-longest made field goal in program history.

PENALTY FREE

USF stands No. 32 in the nation in fewest penalties per game (5.4) and No. 19 in fewest penalty yards per game (40.60)

■ In its second full season under head coach Jeff Scott, USF set a program record for the fewest number of penalties and penalty yards in a season.

■ The Bulls' 61 penalties in 2021 beat the old record of 74 set in 2010 by 13 and ranked 28th nationally at 5.0 per game.

■ The Bulls' 553 penalty yards in 2021 beat the old mark of 599 set in 2010 by 46 yards and ranked 41st nationally at 46 yards per game.

■ Both marks are steep declines from 2017 when the Bulls had 111 penalties for 1,032 yards, both ranking among the top three most penalized seasons in program history.

IT'S A FAMILY AFFAIR

The Bulls have several family connections within USF the coaching staff and in college football and college athletics:

Head Coach Jeff Scott's and his father, Brad. Brad served as Chief of Staff for Jeff's first two seasons at USF before retiring ahead of this season. The elder Scott is still a very regular presence around the team and is on the sidelines for most games. From Arcadia, Fla., Scott served for 11 seasons as an assistant coach at Florida State under Bobby Bowden and also as a high school coach at DeSoto County and Hardee County high schools in the state. He served his last four seasons at Florida State as offensive coordinator, helping develop Heisman Trophy winner Charlie Ward and the "Fast Break" offense the Seminoles used to win the 1993 national title. Brad later served as head coach at South Carolina from 1994-98, taking the Gamecocks to the 1994 Carquest Bowl, before joining the Clemson program in 1999. He also served as offensive coordinator at Clemson from 2001-03, offensive line coach from 2003-11 and tight end coach from 1999-2003. In the 2008 season, he was named associate head coach under Swinney.

Defensive coordinator Bob Shoop and his son, Jay. Bob joined the Bulls in December of 2021 and shortly after the Bulls were in need of a defensive graduate assistant. Head Coach Jeff Scott suggested Bob's son, Jay, who played defensive back at Tennessee and had served as a graduate assistant at FAU (2021). Jay joined the staff shortly after.

Offensive coordinator Travis Trickett, his father, Rick, and brothers Clint & Chance. Rick Trickett is currently the offensive line coach at Jacksonville State. A long time, well-respected collegiate coach, he had notable stints at West Virginia, Mississippi State, Auburn, LSU and Florida State under Jimbo Fisher helping win the 2013 BCS National Championship.

His younger brother, **Clint**, is currently the offensive coordinator at Marshall, helping orchestrate a huge upset at Notre Dame early in the 2022 season, and played quarterback at Florida State (2010-12) and West Virginia (2013-14).

His younger brother, **Chance**, is a scout for the NFL's Los Angeles Rams.

Wide receivers coach Bobby Bentley's sons Jake, Chas and Shuler. Jake played quarterback at South Carolina, Utah and South Alabama and played against USF in the 2016 Birmingham Bowl, falling to the Bulls 46-39 in overtime. He is currently a graduate assistant at FAU. Eldest son Chas Dodd played quarterback at Rutgers and is a strength coach at Miami (FL). Shuler played quarterback at Murray State and is now a graduate assistant at Troy. His youngest son, Brooks, is the starting quarterback at Venice High School (Fla.) and a three-star prospect in the Class of 2023.

Offensive line coach Allen Mogridge and daughter, Liv: Liv Mogridge is a 6-4, freshman middle hitter on the North Carolina volleyball team. She was fourth on the team in kills and second in blocks after 11 games.

RECORDS WATCH

TACKLES - CAREER

NAME	TACKLES	YEARS
1. Auggie Sanchez	388	2014-17
2. Kawika Mitchell	367	1999-2002
3. DeDe Lattimore	337	2010-13
4. Ben Moffitt	335	2004-07
5. Stephen Nicholas	326	2002-06
6. Roy Manns	317	1997-2000
7. J.R. Reed	301	2000-03
8. Maurice Jones	285	2000-03
9. Anthony Williams	276	1998-2001
10. Sam Barrington	258	2009-12
11. Anthony Henry	254	1997-2000
12. Nate Godwin	252	2013-16
Dwayne Boyles	242	2018-present



JPP NAMED TO NFL TOP 100

USF first team All-American defensive end Jason Pierre-Paul (2009) has gone on to earn three NFL Pro Bowl selections (2012, 2013, 2020) and a pair of Super Bowl Championships (2012, New York Giants & 2020, Tampa Bay Buccaneers). He was named to the NFL Top 100 players for 2020-21.

■ 57 schools had a player named to the NFL Top 100, but only three in Florida: USF, FSU & FAU

■ USF was one of just three AAC schools with an NFL Top 100 player: USF, SMU & Cincinnati

■ USF has had 14 players make a total of 18 appearances in the Super Bowl, including Chiefs' Center Austin Reiter and Pierre-Paul facing each other in Super Bowl LV in Tampa. With JPP becoming the first Bulls' player to earn two Super Bowl titles.

USF has produced 10 Super Bowl Champions, including Reiter the year before with the Chiefs.



JEFF SCOTT YEAR-BY-YEAR

3rd Season as a Head Coach

16th season overall in collegiate coaching

YEAR	SCHOOL	RECORD	POSTSEASON
2022	USF (HC)	1-4	-
2021	USF (HC)	2-10	-
2020	USF (HC)	1-8	-
HEAD COACH RECORD		4-21	-

2019	Clemson (Co-Offensive Coord./WR)	14-1*	CFP Championship Game
2018	Clemson (Co-Offensive Coord./WR)	15-0*	CFP National Title
2017	Clemson (Co-Offensive Coord./WR)	12-2*	CFP (Sugar)
2016	Clemson (Co-Offensive Coord./WR)	14-1*	CFP National Title
2015	Clemson (Co-Offensive Coord./WR)	14-1*	CFP Championship Game
COORDINATOR RECORD		70-5^A	*5 ACC Titles/5 CFP

^A Became coordinator in 2014 Russel Athletic Bowl

2014	Clemson (WR Coach/Recruiting Coord.)	10-3	Russel Athletic Bowl (W)
2013	Clemson (WR Coach/Recruiting Coord.)	11-2	Orange Bowl (W)
2012	Clemson (WR Coach/Recruiting Coord.)	11-2	Chick-fil-A Bowl (W)
2011	Clemson (WR Coach/Recruiting Coord.)	10-4*	Orange Bowl (L)
2010	Clemson (WR Coach/Recruiting Coord.)	6-7	Meineke Bowl (L)
2009	Clemson (WR Coach/Recruiting Coord.)	9-5	Music City Bowl (L)
2008	Clemson (GA then WR Coach)	7-6 ^A	Gator Bowl (L)
CLEMSON ASSISTANT COACH RECORD		130-31^A	^A assistant midway through 2008

2007	Presbyterian College (WR Coach)		
BOWL RECORD (Assistant)		10-5	15 Bowl Games
CFP GAMES (Assistant)		6-3	2-2 in Championship
HIGH SCHOOL			

2005-06 Head Coach, Blythewood HS (S.C.) won 3A State Title

Scott helped lead the Clemson to five straight College Football Playoff appearances, four CFP Championship games and national titles in the 2016 and 2018 seasons while coaching in nine CFP games and posting a 6-3 record.

HEAD COACH JEFF SCOTT

3rd Season at USF/3rd Season Overall Clemson, 2003

Named the fifth head coach in USF football history on Dec. 9, 2019, Jeff Scott was one of the most respected coordinators and recruiters in the nation when he took over the Bulls program.

Having served as the co-offensive coordinator at Clemson since 2015 and as a member of the Tigers' football staff at his alma mater since 2008, Scott was a key part of the rise of one of the most dominant football programs in the nation. He helped lead the Tigers to five straight College Football Playoff appearances, four CFP Championship game appearances (2015, 2016, 2018 & 2019 seasons) and national titles in the 2016 and 2018 seasons while coaching in nine CFP Playoff games and posting a 6-3 record. Scott returns to a home field in Raymond James Stadium where Clemson scored 21 fourth-quarter points to defeat Alabama, 35-31, in the CFP National Championship game on Jan. 9, 2017 to claim the program's first national title in 35 years.

SCOTT NOTABLES

CHAMPIONSHIP COORDINATOR

- ▶ In his five seasons serving as co-offensive coordinator/wide receivers coach, Clemson posted a 70-5 record and claimed five ACC championships.
- ▶ Clemson finished the 2019 season ranked No. 4 nationally in scoring offense (43.9 ppg) and No. 5 in total offense (528.7 ypg).
- ▶ During his stint as co-offensive coordinator, the Tigers went 70-5 (38-2 in the ACC) with just two regular season losses and posted the four winningest seasons in program history (2018 (15-0), 2019 (14-1), 2015 (14-1), 2016 (14-1)).
- ▶ Clemson averaged 40 points and 500 yards per game, while Tigers quarterbacks completed better than 66 percent of their passes. Clemson averaged better than 500 yards per game in four seasons and set 138 team and individual records, including marks for total offense (527.2 ypg), scoring offense (44.3 ppg), passing offense (5,009 yards), rushing offense (3,723 yards) and touchdowns (90).
- ▶ The top three total offense seasons in program history came with Scott as co-offensive coordinator, as did the top three scoring seasons, all with 577 points or better.

FLORIDA & COACHING IN THE BLOOD

- ▶ Born in Arcadia, Fla., just an hour and a half south (93 miles) of the USF campus.
- ▶ Scott's father, Brad, a 1979 graduate of USF, coached high school football in the state and spent 11 years as an assistant coach to Bobby Bowden at Florida State, including the last four as offensive coordinator and claiming the 1993 national title.
- ▶ During his father's tenure at Florida State, Scott attended elementary school at Florida High Elementary which was across the street, about 200 yards from the FSU practice fields and he would join his father every afternoon at practice after school.

AT HOME IN RAY JAY

- ▶ Scott returns to a home field in Raymond James Stadium where Clemson scored 21 fourth-quarter points to defeat Alabama, 35-31, in the CFP National Championship game on Jan. 9, 2017 to claim the program's first national title in 35 years.

PRODUCING NFL PLAYERS

- ▶ Eight wide receivers Scott coached were on 2019 NFL rosters, including Bay area products, Ray Ray McCloud, Deon Cain and Artavis Scott.
- ▶ He coached Fort Myers, Fla., product Sammy Watkins, a two-time All-American who set school season records for receptions (101), receiving yards (1,464) and touchdowns (12) and career marks for receptions (240), receiving yards (3,391) and receiving touchdowns (27) before being selected in the first round of the NFL Draft.
- ▶ Under Scott, DeAndre Hopkins earned second-team All-America honors before selection in the first round of the NFL Draft and going on to make four Pro Bowls.

ELITE RECRUITER

- ▶ Scott was Clemson's recruiting coordinator 2008-14, leading the Tigers to top-10 ranked classes in his first season of 2009 and also in 2011 and 2012.
- ▶ He was named a top-10 recruiter nationally by ESPN.com (2014), a top 25 national recruiter seven times by Rivals.com (2012, 2014, 2015, 2016, 2017, 2018, 2019) and the ACC Recruiter of the Year in 2015 by Rivals and in 2018 by 247Sports.

ONE SMART MATHEMATICIAN

- ▶ Graduated cum laude with a degree in mathematics, having earned President's List recognition with a 4.0 grade-point average in 2001 and 2002.

2022 USF FOOTBALL STAFF



TRAVIS TRICKETT

Offensive Coordinator/Quarterbacks

Alma Mater: West Virginia, '07

1st Season with USF

- Came to USF from alma mater West Virginia (WR, TE)
- Previously OC at FAU, Georgia State & Samford
- Ranked among top recruiters in Big 12 (key in Miami)



ALLEN MOGRIDGE

Offensive Line Coach/Assistant Head Coach

Alma Mater: North Carolina, '99

3rd Season with USF

- O-line at FIU ranked in top 10 in sacks in '18 & '19
- Helped FIU to three straight bowl appearances
- Has nearly 20 years of coaching experience



CAM AIKEN

Running Backs/Run Game Coordinator

Alma Mater: Clemson, '11

2nd Season with USF

- Previous 9 seasons on Clemson staff
- Worked closely with Scott on offensive planning at Clemson
- Part of 6 CFP runs and 2 national championships with Tigers



BOBBY BENTLEY

Wide Receivers/Pass Game Coordinator

Alma Mater: Presbyterian, '90

2nd Season with USF

- Spent previous 5 seasons at South Carolina
- Highly successful high school coach in South Carolina
- Named a Rivals Top 25 Recruiter in 2019



XAVIER DYE

Tight Ends Coach/Recruiting Coordinator

Alma Mater: Clemson, '10

3rd Season with USF

- Scott was his position coach as a WR at Clemson
- Coached with Scott at Clemson as a GA with the WRs
- Wide receivers coach at West Virginia in 2019



ALBERT BOONE

Associate AD for Football Operations

Alma Mater: Florida State, '03

5th Season with USF



CHAD MORRIS

Senior Offensive Analyst

Alma Mater: Texas A&M, '92

1st Season with USF

- Head coach at Arkansas (2018-19) & SMU (2015-17)
- Offensive coordinator at Auburn (2020)
- Offensive coordinator at Clemson (2011-14)



BOB SHOOP

Defensive Coordinator/Safeties

Alma Mater: Yale, '88

1st Season with USF

- 2-time Defensive Coordinator of the Year (2014 & 2018)
- 2018 Broyles Award Finalist (Mississippi State)
- 17 years as a DC (Tennessee, Penn State, Vandy, etc.)



ERNIE SIMS

Co-Defensive Coord./Linebackers Coach

Alma Mater: Florida State, '18

3rd Season with USF

- No. 9 overall pick in the 2006 NFL Draft/8 NFL seasons
- All-America linebacker at Florida State/No. 1 recruit in '03
- Parade and USA Today prep All-American



DANIEL DA PRATO

Special Teams Coordinator

Alma Mater: Louisiana-Monroe, '03

3rd Season with USF

- Coached at Arkansas in 2019
- Coached two All-Americans at Montana State
- Played quarterback at ULM from 2002-03



GEORGE BARLOW

Cornerbacks Coach

Alma Mater: Marshall, '90

2nd Season with USF

- Previous 7 seasons at NC State/Asst. HC for defense
- Brings 30 years of collegiate coaching experience
- Played safety at Marshall



DA'QUAN BOWERS

Defensive Line Coach

Alma Mater: Clemson, '19

3rd Season with USF

- Was No. 1 overall high school prospect by ESPN in 2008
- Second-round draft pick of the Tampa Bay Bucs in 2011
- Coached with Jeff Scott at Clemson



A.J. ARTIS

Strength & Conditioning Coach

Alma Mater: Campbell, '15

2nd Season with USF

- Previously head strength & conditioning coach at Tennessee
- Spent two seasons at Duke
- Three-year football letterman at Campbell (WR & TE)



MIKE GIGLIO

Director of Recruiting and Pro Liaison

Alma Mater: Florida, '08

6th Season with USF



THE HERD

In 2015, the USF Student Government passed a resolution to officially rename the USF student section The Herd. USF's student section can number more than 12,000, making it among the largest in the nation. Front row fans that arrive early and paint their bodies green and gold are known as **The Beef Studs**.

BULLS IN THE POLLS - WEEKS IN TOP 25: 48; TOP 20: 32; TOP 15: 12; TOP 10: 4

2022 WEEK	AP	COACHES
Preseason	NR	NR
Week 1	NR	NR
Week 2	NR	NR
Week 3	NR	NR
Week 4	NR	NR
Week 5	NR	NR
Week 6	NR	NR

ASSOCIATED PRESS (Week 6)

RK	TEAM	RECORD	PTS	TREND
1	Alabama (25)	1,523	2	5-0
2	Georgia (28)	1,521	1	5-0
3	Ohio State (10)	1,488	3	5-0
4	Michigan	1,348	4	5-0
5	Clemson	1,345	5	5-0
6	Southern California	1,233	6	5-0
7	Oklahoma State	1,182	9	4-0
8	Tennessee	1,129	8	4-0
9	Ole Miss	1,068	14	5-0
10	Penn State	959	11	5-0
11	Utah	884	12	4-1
12	Oregon	872	13	4-1
13	Kentucky	832	7	4-1
14	NC State	691	10	4-1
15	Wake Forest	627	22	4-1
16	BYU	604	19	4-1
17	TCU	514	NR	4-0
18	UCLA	510	NR	5-0
19	Kansas	476	NR	5-0
20	Kansas State	417	25	4-1
21	Washington	180	15	4-1
22	Syracuse	173	NR	5-0
23	Mississippi State	164	NR	4-1
24	Cincinnati	134	NR	4-1
25	LSU	108	NR	4-1

COACHES POLL (WEEK 6)

RK	TEAM	REC	PTS	1st Prev	HI/LO
1	Alabama	5-0	1568	34	2 1 _/12
2	Georgia	5-0	1545	23	1 -1 _/13
3	Ohio State	5-0	1492	7	3 -- _/23
4	Michigan	5-0	1374	0	4 -- _/46
5	Clemson	5-0	1352	0	5 -- _/45
6	Southern California	5-0	1247	0	6 -- _/15
7	Oklahoma State	4-0	1225	0	7 -- _/11
8	Tennessee	4-0	1142	0	9 1 8/NR
9	Mississippi	5-0	1082	0	11 2 9/24
10	Penn State	5-0	990	0	12 210/NR
11	Utah	4-1	919	0	13 2 8/15
12	Oregon	4-1	823	0	15 312/24
13	Kentucky	4-1	811	0	8 -5 8/21
14	NC State	4-1	732	0	10 -410/14
15	Wake Forest	4-1	668	0	21 615/21
16	Brigham Young	4-1	594	0	20 414/NR
17	Kansas	5-0	433	0	NR 1017/NR
18	Texas Christian	4-0	425	0	NR 1418/NR
19	UCLA	5-0	421	0	NR 1919/NR
20	Kansas State	4-1	324	0	NR 1020/NR
21	Syracuse	5-0	306	0	25 421/NR
22	Baylor	3-2	230	0	14 -8 8/22
23	Mississippi State	4-1	194	0	NR 1223/NR
24	Washington	4-1	161	0	18 -618/NR
25	Arkansas	3-2	141	0	19 -610/25

FOR THE RECORD:

HOME; ROAD; CONFERENCE; NON-CONFERENCE MARKS

HOME RECORD

■ **OVERALL:** 102-58 (.637) record in home games since the program started in 1997

RAYMOND JAMES STADIUM: 96-55 (.635)

* USF played the 1997 home schedule and the first two games of the '98 season in Tampa Stadium, going 6-3, moving to Raymond James for the Citadel game in '98.

■ **Winning Home Record:** 17 of 22 seasons.

Undefeated Home Record: 3 seasons: 2002, '01 & '00

One Loss Home Record: 8 seasons: 2017, '16, '15, '07, '06, '05, 1999 & '98.

Best Home Record: 7-0 in 2001.

■ **Losing home records:** 6 seasons: 2020 (1-3); 2019 (2-5); 2014 (2-5); 2013 (1-5); 2012 (2-4), 2011 (3-4) and 2004 (2-4).

ROAD GAME RECORD

■ **OVERALL:** 53-78 record in true road games

■ **Road winning road records:**

6 seasons: 2017, '16, '10, '07, '03 & '02

Road .500 record: 5 seasons: 2018, '09, '08, '06 & 1998

■ **CONFERENCE ROAD GAMES:** 29-44

American Conference Road Games: 15-21

Most Wins in a season: 4 (2016)

CONFERENCE RECORD

After spending the first six seasons of program history as an independent, USF joined Conference USA in 2003 and moved to the BIG EAST in 2005. Realignment morphed the BIG EAST into The American in 2013.

■ **OVERALL:** 60-84 in 20th year as conference member.

AMERICAN: 30-42; 10th season;

BIG EAST: 22-34 (.392) eight seasons;

C-USA 8-8 (.500) two seasons.

■ **AAC East Division:** 18-8 (.692), 5 seasons

Losses: vs. UCF (2017, 2018, 2019), at Temple (2016, 18 & 19), Cincinnati (2018, 2019)

■ **Most wins in a season:** 7, 2016.

■ **Conference Openers:** 10-10, 5-5 in The American.

NON-CONFERENCE RECORD

OVERALL: 51-31 (.617) in regular-season, nonconference games in 17th season as a conference member.

■ **AMERICAN:** 18-19, 10th season.

■ **BIG WINS Since 2007:** at Notre Dame (2011), vs. Miami (2010), at Florida State (2009), at N.C. State (2008), vs. No. 10 Kansas (2008), at Auburn (2007) & vs. North Carolina (2007).

■ **BIG EAST (2005-2012):** 30-9 (.769) in regular-season, nonconference matchups in 8 seasons.

■ **C-USA:** 3-3 (.500) record in two seasons.

VS. RANKED TEAMS

■ **STREAK:** Lost last 13

■ **LAST:** L, 31-28, at No. 18 Florida, Sept. 17, 2022

■ **LAST WIN:** W, 52-45 vs. No. 22 Navy on Oct. 28, 2016 in Raymond James Stadium.

■ **OVERALL RECORD:** 11-35 all-time vs. FBS ranked teams since joining the FBS in 2000.

15-40 overall vs. all ranked foes, including a 4-5 record vs. I-AA (FCS) teams from 1997-2000.

■ **AT HOME:** USF is 7-19 at home vs. FBS ranked teams, last posting a win with a 52-45 win vs. No. 22 Navy, Oct. 28, 2016.

■ **ON THE ROAD:** 4-16 on the road vs. FBS ranked, last posting a win with a 23-20 victory at No. 16/18 Notre Dame on Sept. 3, 2011.

Wins vs. ranked teams on the road: W, 24-19 at No. 9 West Virginia (2006); W, 26-23 at No. 17 Auburn (2007); W, 17-7 at No. 18 Florida State (2009); W, 23-20 at No. 16 Notre Dame (2011)

FUTURE NON-CONFERENCE SCHEDULES

2023	2024	2025	2026	2027	2028	2029
Sept. 2 at W. Kentucky	Aug. 31 LOUISVILLE	Aug. 30 BOISE STATE	Sept. 5 FAU	Sept. 4 MIAMI	Sept. 2 UCONN	Sept. 15 NOTRE DAME
Sept. 9 FLORIDA A&M	Sept. 7 at Alabama	Sept. 6 at Florida	Sept. 12 at Alabama	Sept. 11 at Boise State	Sept. 9 at Miami	2031
Sept. 16 ALABAMA	Sept. 14 NC STATE	Sept. 13 at Miami	Sept. 26 BETHUNE-COOKMAN	Sept. 18 FLORIDA A&M		Sept. 13 at Notre Dame
Oct. 21 at UConn	Sept. 21 W. KENTUCKY	Sept. 20 SAN JOSE ST.	Oct. 17 at BYU	Sept. 25 at N. Illinois		

BULLS IN THE NFL

USF has 8 former Bulls on 2022 NFL rosters as of Sept. 21.

Player (Pos.) _____ Team (Yrs with Team)

ACTIVE

D'Ernest Johnson (RB) _____ Browns (2019-22)

Marlon Mack (RB) _____ 49ers (2022)

Marquez Valdes-Scantling (WR) _____ Chiefs (2022)

Mitchell Wilcox (TE) _____ Cincinnati Bengals (2020-22)

PRACTICE SQUAD

Bruce Hector (DE) _____ Lions (2021-22)

Mike Love (DE) _____ Bills (2018-22)

Austin Reiter (OL) _____ Chiefs (2022)

Deadrin Senat (DT) _____ Buccaneers (2022)

CFL

Nigel Harris (LB) _____ Saskatchewan

Terrell McClain (DT) _____ Calgary

Deatrick Nichols (CB) _____ Winnipeg

Tre Dukes (WR) _____ Calgary



USF STUDENTS BRING THE NOISE TO RAY JAY

■ USF boasts one of the largest student sections in the country with 12,501 seats allocated to students and the ability to place as many as 16,000+ in the stadium.

■ USF students occupy the north endzone at Raymond James Stadium just below the Buccaneers pirate ship.

■ **The Beef Studs** are the most passionate student supporters who regularly occupy the first row and paint their bodies green and gold while donning bull horns.

USF FOOTBALL RADIO SHOW

The USF Football Radio Show airs Wednesday nights from 6-7 p.m. on 102.5-HD2 and digitally on TuneIn Radio Bulls Unlimited channel and can be watched on Youtube and Facebook (USF Football page). Bulls Head Coach Jeff Scott will join host Jim Louk, the Voice of the Bulls, and Joey Johnston,

CLEMSON CONNECTION

Head Coach **Jeff Scott** is just one of five primary staff connections for the USF program to the Clemson program. **Assistant Coaches Da'Quan Bowers and Xavier Dye** both played at Clemson and coached at Clemson. Bowers earned consensus All-America honors following his junior season at Clemson in 2010 in which he posted 67 tackles, 26 tackles for loss and led the nation with 15.5 sacks. He earned the Bronko Nagurski Trophy as college football's top defensive player, the Ted Hendricks Award as the nation's top defensive end and the ACC's Defensive Player of the Year award. A dean's list student at Clemson, Dye played wide receiver for the Tigers from 2007-10 and was two-year starter (2009-10). **Assistant coach Cam Aiken** who worked on Dabo Swinney's staff for nine seasons, serving last season as a senior offensive assistant helping the Tigers to once again return to the College Football Playoff as he worked closely with offensive coordinator Tony Elliott. The most recent Clemson addition is senior **offensive analyst Chad Morris**. Morris and Scott previously worked together as part of a highly successful offensive staff at Clemson from 2011-14, as the pair helped the Tigers go 42-11 over that four-year span and set the program on a trajectory to win two national championships (2016 and 2018) and make four CFP National Championship game appearances (2015, 2016, 2018, 2019). Morris served as offensive coordinator/quarterbacks coach and Scott as wide receivers coach/recruiting coordinator during that period before Morris left to become the head coach at SMU and Scott moved into the role of co-offensive coordinator, which he held through 2019.

BOWDEN DNA RUNS IN USF PROGRAM

The Bobby Bowden influence is unmistakable throughout the Bulls' program. USF head coach Jeff Scott practically grew up on the practice field and in the locker room of Florida State football. That's where he mingled with dozens of All-American players as he tagged along with his father, Brad, a Seminoles assistant. That's where he decided — at age 11 — that he would one day become a college football coach. And that's where he watched and learned from the legendary Bobby Bowden. Scott vividly remembers the classic 1991 game at Doak Campbell Stadium — No. 1-ranked FSU vs. the No. 2 Miami Hurricanes. Scott sat deep in the metal locker area of quarterback Charlie Ward, a future Heisman Trophy winner, while Ward sat on a stool and Bowden came in to address the players. Scott was 3 when the family moved to Tallahassee after his father accepted a position on Bowden's staff in 1983. He was 13 when the Seminoles defeated Nebraska 18-16 on Jan. 1, 1994 at the Orange Bowl, then his father left the next day to become head coach at South Carolina.

Brad Scott, the offensive coordinator on Bowden's first national-championship team, is assisting his son as the USF chief of staff. He served for 11 seasons as an assistant coach at Florida State under Bobby Bowden, the last four seasons as offensive coordinator, helping develop Heisman Trophy winner Charlie Ward and the "Fast Break" offense the Seminoles used to win the 1993 national title.

USF's linebackers coach is Ernie Sims, a Tallahassee native and former FSU All-American who achieved his dream of playing for Bowden. Sims has a photo in his office of Bowden visiting his home during a recruiting session, when Bowden brought the No. 34 jersey (retired to honor former All-American Ron Sellers) and said Sims would be allowed to wear it if he signed with FSU.

YOUNG GUNS

Entering his third season, USF's Jeff Scott is the second-youngest head football coach in the American Athletic Conference and the 21st-youngest in the Football Bowl Subdivision. Scott is younger than all but one opposing head coach (SMU's Rhett Lashlee) on USF's 2022 schedule after being younger than all coaches he faced in 2020 and 2021. Here are the youngest head coaches in each FBS conference (ages as of this season's Opening Weekend).

Jeff Scott, USF, 41 (Dec. 28, 1980)

American — Rhett Lashlee, SMU, 39 (June 9, 1983)

ACC — Mike Norvell, Florida State, 40 (Oct. 11, 1981)

Big Ten — P.J. Fleck, Minnesota, 41 (Nov. 29, 1980)

Big 12 — Neal Brown, West Virginia, 42 (March 11, 1980)

Conference USA — Will Healy, Charlotte, 37 (Jan. 16, 1985)

MAC — Sean Lewis, Kent State, 36 (April 11, 1986)

Mountain West — Andy Avalos, Boise State, 40 (Nov. 5, 1981)

Pac-12 — Dan Lanning, Oregon, 35 (April 10, 1986)

SEC — Elijah Drinkwitz, Missouri, 39 (April 12, 1983)

Sun Belt — Kane Wommack, South Alabama, 35 (April 19, 1987)

OFFENSIVE PLAYERS TO WATCH

QB
11

Davey O'Brien
Watch List



GERRY BOHANON • 6-3 • 226 • GR/JR

- Posted 331 total yards vs. ECU (10.1), passing for 253 and 3 TD and running for 74 and 1 TD.
- Ran a career-most 15 times for 102 yards & 1 TD at Florida - his 2nd career 100-yard game (107 at OU).
- Started 12 games last year at Baylor, leading the Bears to a 12-2 record, Big 12 Championship and Sugar Bowl victory over Ole Miss in his first season as a starter.
- Arrived at USF in the summer, quickly became a team leader, earned the starting job after Week 1 of camp.
- Spent four seasons and played in 27 games at Baylor, took the team from 2 wins the year before starting to 12 wins in his first season as a starter.
- 2021 All-Big 12 Honorable Mention: passed for 2,200 with 18 TD passes & ran for 323 yards and nine TDs.
- Mother is a principal and teacher - he is a three-time Big 12 All-Academic selection and a 12 time Commissioner's Honor Roll member.

WR
10

Biletnikoff
Watch List



XAVIER WEAVER • 6-1 • 180 • JR

- Stands 11th on USF career receiving chart with 1,324 yards, needs 812 for record.
- Posted career-highs in each of first three games - yards vs. BYU, catches vs. Howard, catches at Florida.
- Led USF with career-high 113 yds vs. No. 25, BYU - 2nd career 100-yard game- Catches of 50, 27 & 21 yds.
- Led USF in receiving in 8 of 11 games he played in 2021 & for year: 41 catches, 715 yds, 17.3 ypc & 2 TD
- His 12.9 punt return average (9 returns) in 2021 would have ranked 6th nationally if he had 2 more returns.

WR
5



JIMMY HORN JR. • 5-9 • 174 • SO

- 91-yard TD catch & Career-bests 180 yards, 8 catches & 2 TD vs. ECU (10.1)
- 89-yard kickoff return for a touchdown vs. No. 25 BYU (9.3.22)
- 2nd on the team with 30 receptions for 408 yards (13.6 ypc) in 2021.
- Helped lead Seminole HS 2020 Class 8A state title.
- Four medals at 2021 Class 8A State Track and Field Championships...state champion 4X100-meter relay (time of 41.12 ranked among the top 10 nationally)...won long jump (23-0.75), fourth in 100 meters (10.81) & triple jump (46-4.25).

RB
0



JAREN MANGHAM • 6-2 • 231 • SR

- Led USF with 671 yds rushing; 13th in nation/3rd AAC with 15 rushing TD in 2021 - 3 shy of USF record (18).
- Posted at least two rushing TD in 6 games in 2021, including a USF record 4 straight: Florida - SMU.
- Scored a TD in 7 straight games in 2021, 2nd-longest streak in USF history behind 11 by Marlon Mack
- Career-best: 152 yards on 26 carries and two TD vs. Temple (10.23.21).
- Loves to cook Creole style learned from grandmother, Dianne Stewart, a New Orleans native who passed away from cancer on Sept. 4, 2020.

RB
3



KELLEY JOINER • 5-9 • 188 • JR

- Ranked second on team with 480 rushing yards and first with 6.2 ypc in 2021.
- Posted back-to-back 100 yard games with 126 vs Temple (10/23) & 103 at ECU (10/28) in 2021
- Has 4 career 100-yard games, including 116 vs. UCF in the final game of the 2020 season.
- Has five brothers and two sisters • Led USF with 387 yards rushing and 78 carries in 2020.
- Ran for 1,006 yards and 17 TD in 3 games in senior year at South Lake HS before breaking right leg.

RB
21

Hornung Watch List



BAY AREA
NATIVE

BRIAN BATTIE • 5-8 • 165 • SO

- Posted back-to-back 100-yard games with 105 vs. Howard (9.10) and career-best 150 vs. Florida (9.17)
- Ranked No. 3 in the AAC in rushing (78.2 ypg)
- Ranks No. 10 in the nation in all-purpose yards (151.0 ypg), posted 250 at Florida (9.17)
- CONSENSUS FIRST TEAM ALL-AMERICAN kick returner (2nd consensus AA in USF history)
- LED NATION with three 100-yard kickoff returns for TD in 2021; NCAA RECORD 2 vs. Houston (11/6)
- Ranked 5th in the nation in 2021 averaging 32.5 yards per kickoff return, a USF season record.
- Has 4 career 100-yard rushing games - 105 & 60-yd TD vs. Howard (9.10) & 150 & 1 TD at Florida in 2021
- Hails from Sarasota, Fla. - the hometown of USF all-time great and current 49er Marlon Mack
- Has led USF in rushing 7 times on his career.

QUARTERBACKS

Junior Baylor transfer **Gerry Bohanon (6-3, 226)** led the Bears to a 12-2 record and Sugar Bowl victory last year, passing for 2,200 yards and 18 TD and running for 323 and nine TD. Sophomore **Katravis Marsh (6-5, 232)**, who started at Cincinnati in 2020 and at ECU in 2021, has played in eight career games, has a strong arm and throws a beautiful deep ball. Freshman **Byrum Brown (6-3, 206)** was one of three finalists for North Carolina Mr. Football and joined the Bulls in January. The pro-style quarterback passed for 3,703 yards, 43 TD and four INT as a senior.

RUNNING BACKS

The Bulls return their top three rushers in Mangham, Joiner and Battie. That group is bolstered by the return of **K'Wan Powell (5-9, 205)** from a knee injury and the addition of Clemson transfer **Michel Dukes (5-10, 197)**, a top 50 running back out of high school with 8,762 yards & 117 touchdowns rushing.

RECEIVERS


2021 leading receiver Xavier Weaver looks to build on a breakout season as he leads the return of USF's top three receivers, including Jimmy Horn and **Omarion Dollison** (27 catches, 218 yards). USF also welcomes the return of **Latrell Williams** (22 catches for 260 yards in 2020) from a knee injury, 6-3 Baylor transfer **Yusuf Terry** (6 for 62), **Sean Atkins** (6 for 67) and 6-4 **Holden Willis** (2 for 43). The Bulls upgraded the position in the Class of 2022, including adding Clemson transfer **Ajou Ajou** (6-3, 218) - 39 catches for 686 yards and seven TD in his senior year at Clearwater Academy, and North Carolina transfer **Khafre Brown** (6-0, 190), the No. 32-ranked receiver nationally and a four-star prospect.

TIGHT ENDS

Junior **Chris Carter** (6-4, 236) gives the Bulls a strong blocking presence and sophomore **Gunnar Greenwald** (6-4, 244) is skilled and athletic. The Bulls added Penn transfer **Chris Mottillo** (6-6, 258) in the summer. He started eight games and caught four passes for 53 yards for the Quakers before an injury ended his season. Freshman **Jayson Littlejohn** (6-4, 236) joined the team in the spring and will also be a presence.


OFFENSIVE LINE

The Bulls returned all five starters from 2021, including center **Brad Cecil** (6-4, 294), left guard **Demetris Harris** (6-3, 315), left tackle **Donovan Jennings** (6-5, 312), right guard **Dustyn Hall** (6-3, 303) and right tackle **Demontrey Jacobs** (6-6, 315) — representing a combined 136 career starts with Harris (41), Cecil (38) and Jennings (31) having played the better part of four seasons together. Sophomore tackle **Josh Blanchard (6-3, 301)**, returns and the Bulls added experienced FBS transfers in **Derrell Bailey Jr.** (6-6, 289, Virginia Tech), **Mike Lofton** (6-2, 312, UCF) and **Zach Perkins** (6-5, 315).



SPECIAL TEAMS

P
36



ANDREW STOKES

6-5 • 232 • SO

- 39.0 overage on 56 punts in 2021
- A 27-year old from Perth, Australia
- Punted in the first ever football game he saw in person in the Bulls 2021 season-opener at NC State - averaged 45.1 ypp on eight attempts with a 66-yard long
- Comes from ProKick in Australia, the same program that sent punter Trent Schneider to USF. Schneider graduated last year holding nearly every USF punting record.
- Played Australian rules football for seven seasons, playing for the Railways in the Great Northern Football League before getting picked up by East Fremantle of the WA Football League.
- Moved across the Australian continent from Perth in the west to Melbourne to train for a year at ProKick with former Indiana punter Tyson Beattie (2003-06).
- Working as a warehouse worker prior to pursuing his punting career.

DEFENSIVE PLAYERS TO WATCH

LB
5

2-Time
2nd Team
All-AAC



Nagurski Watch List
Wuerffel Watch List

ANTONIO GRIER JR. • 6-1 • 223 • GR

- Led team with 92 stops, 3 sacks, 8 TFL and 4 QB hurries & tied for lead with 2 INT & 2 FF in 2021
- Averaged 11.7 tpg in last 3 2021 games, including career-high totals: 12 vs. Houston; 14 vs. Cincinnati
- Part of forcing a turnover in three straight games in 2021; (2 INT, 1 FF, 1 FR) vs. Tulsa, Temple & ECU
- Returned an interception 69 yards for a TD vs. Tulsa (10.16) and posted an INT vs. Temple (10.23)
- Named 2020 & 2021 second-team All-Conference.
- Has Led USF in tackles, TFL and sacks in two seasons (2020 & 2021); **238 career tackles; 22.5 TFL**

LB
11




Lombardi
Watch List

DWAYNE BOYLES JR. • 6-3 • 230 • GR

- 242 career tackles are 16 shy of entering the Top 10 all-time at USF, on pace to become 8th Bull to post 300
- Led USF with 12 tackles, 1.5 tackles for loss and a forced fumble vs. ECU (10.1)
- Posted his 4th career INT at Florida (9.17)
- 2nd on the team with 68 tackles in 2021, led team with 2 FR and tied for lead with 2 INT & 2 FF
- Led USF with career-best 14 tackles and added a fumble recovery at ECU (10.28.21)
- 2019: Led USF in tackles (75), solo tackles (48) and tackles for loss (12.5).

CB
0



DAQUAN EVANS • 5-11 • 190 • GR/JR

- T4th on team with 59 tackles in 2021, added 2.5 TFL and 1 FR • Led team with 8 tackles at BYU
- Led team with 3 interceptions in 2020 - came in 3-straight games - returns of 56, 31 & 51 (TD) yards = 138, second all-time season at USF.
- Had a 51-yard pick-six at Memphis in 2020
- Nickname is "Day Day"

S
1



MATTHEW HILL • 6-1 • 187 • JR

- 6th with 50 tackles in 2021 • Led team with 11 stops at SMU (10.2.21)
- On the field for virtually every defensive snap in games he played in 2021.
- Had an interception and 27-yard return at NC State in his first game as a safety.
- Transferred to USF from Auburn, where he was a wide receiver - recorded eight receptions as a sophomore (2019) before converting to safety in 2020

S
22



MEKHI LAPOINTE • 6-2 • 190 • GR

- Led team with 10 tackles and an interception vs. No. 25 BYU (9.3.22); Posted 10 tackles vs. ECU (1.10)
- T4th on the team with 59 tackles in 2021 and tied for the team lead with 2 INT and 3 pass break-ups
- A three-year starter with 6 career INT, 150 tackles and 39 career games played
- A #BayMade product from Armwood High School

DE
6



RASHAWN YATES • 6-3 • 282 • GR

- 2021 Athlon All-AAC Fourth Team • 2022 Athlon Preseason All-AAC
- 22 career starts since 2018 season
- A team-leader who has the trust and confidence of the coaching staff

DEFENSIVE LINE

The Bulls will have a new look defensive line. Senior **Rashawn Yates** (6-3, 282) returns after posting 13 tackles and a sack in 2021 as does fellow senior **Darien Grant** (6-4, 257), returning from injury, junior **Jason Vaughn** (6-5, 246) - 19 tackles, 1.5 TFL in 2021 - and **Tramel Logan** (6-2, 249) - 15 tackles, 2 TFL. The Bulls added eight defensive linemen in the 2022 Class, including four-star defensive end **Michael Williams** (6-3, 247; Farmington Hills, Mich.) - 23.5 sacks in his senior year - and transfers in **Nick Bags** (6-3, 293, Temple), **Rashad Cheney Jr.** (6-2, 285, Minnesota), **Jatorian Hansford** (6-3, 265, Missouri), and **Jonathan Ross** (6-3, 243, Bowie State). Cheney was a four-star prospect that led his team to a Minnesota state championship with 45 tackles for loss and seven sacks. They are joined by high school signees **Jhalin Hobbs** (6-2, 291, Ruskin, Fla.), **Eddie Kelly** (6-4, 274, Orlando, Fla.) and **Jacquez Williams** (6-2, 293, Savannah, Ga.). Former USF basketball player **Bayron Matos** (6-9, 286) joined the team in the spring and looks to be a presence on the interior.

LINEBACKER


Dwayne Boyles and Antonio Grier bring a combined 55 starts and 416 tackles (43.5 TFL) into their senior seasons, having held down the middle of the defense the previous three seasons. Redshirt freshman **Mac Harris** (6-0, 230) returns from a shoulder injury in 2021 after showing some flashes in his true freshman campaign (2020), including eight tackles at Cincinnati. Senior **Brian Norris Jr.** (6-2, 225), sophomore **Davon Hicks** (6-0, 215) and redshirt freshman **CJ Ross** (5-11, 210) bring experience as the Bulls added considerable depth with three linebackers in the 2022 Class, including Minnesota transfer **DJ Gordon IV** (6-1, 220) - 126 tackles and 26 tackles for loss in his senior year Plant City HS -, **DeAunte Hunter** (6-4, 198, Valdosta, Ga.), who led Lowndes High School to the Georgia Class 7A quarterfinals, and junior college transfer **Jhalyn Shuler** (6-2, 220) - 88 tackles and 11 TLF at Coffeyville Community College.

CORNERBACKS

Daquan Evans (11 starts) held down one cornerback position last year while transfer **Christian Williams** (6-1, 185, Miami) saw action on the other side of the field posting four starts and 20 tackles while grabbing two interceptions. Transfer **TJ Robinson** (6-3, 194, Rutgers) started seven games and posted 31 tackles as a cornerback in 2021. Senior **Josh Green** (5-10, 182) saw action in eight games. Transfer **Aamaris Brown** (5-11, 197, Kansas State) - 80 tackles and 11 interceptions in his senior season at Tampa's Armwood High School - had a strong spring and has become a team leader.

SAFETIES

Returning senior **Mekhi LaPointe** brings leadership and significant USF experience (21 career starts, 59 tackles in 2021), and junior **Matthew Hill** started 10 games and posted 50 tackles and an interception in his first season as a safety and at USF. Transfer **Will Jones II** (5-9, 191, Kansas State) is among the Bulls' fastest players and showed great closing ability on the ball before suffering a torn ACL prior to Game 1 in 2021. Returners **T-Mac Simpson** (5-11, 190), **Chris Townsel** (6-2, 188), **Jayden Curry** (5-11, 200) and **Jaalen Stokes** (6-1, 191) all saw significant action in 2021 and transfer **Ray Thornton III** (6-1, 206, Clemson) - 27 tackles in 15 games at Clemson - bolsters the lineup.



SPECIAL TEAMS

K
32



SPENCER SHRADER

6-2 • 190 • JR

2021 LOU GROZA SEMIFINALIST
2022 LOU GROZA WATCH LIST
• **Has made 22 of 32 career field goals (69%) with a long of 52 yards.**

- 3-5 on FG on 2022, misses from 54 (partial block) & 49 yards (bad hold).
- Converted 18 of his last 24 attempts (misses from 54 & 49 in 2022, 52 & 48 in 2021 and 46 in 2020). Includes made field goals of 52, 49, 49, 47, 46, 44, 42, 41 & 41 yards.

- 11-of-13 on FG in 2022, with a career-long 52-yarder vs. Temple
- String of 9 straight makes ranks as third-longest in program history.
- **Set a USF RECORD** in 2020 with FOUR 40-yard-plus field goals in a game at Memphis (49, 47, 46, 41)
- Named AAC Special Teams Player of the Week (Nov. 9, 2020)
- One of the faster Bulls, he scored on a fake punt, running for a 22-yard touchdown at UConn in 2019.
- Walk-on with a big leg. Handles all kickoffs. Has hit from 65 yards out in practice.
- Home schooled soccer player, went to Brazil to attempt to play professionally as a striker.

NUMERICAL

No.	Name
0	Daquan Evans, DB
0	Jaren Mangham, RB
1	Khafre Brown, WR
1	Matthew Hill, S
2	Michel Dukes, RB
2	TJ Robinson, DB
3	Vincent Davis, DB
3	Kelley Joiner, Jr., RB
4	Omarion Dollison, WR
4	Christian Williams, DB
5	Anontonio Grier, LB
5	Jimmy Horn, WR
6	Ajou Ajou, WR
6	Rashawn Yates, DE
7	Sincere Brown, WR
7	Will Jones II, DB
8	DJ Gordon IV, LB
8	Latrell Williams, WR
9	Aamaris Brown, CB
9	Yusuf Terry, WR
10	Nick Bags, DT
10	Xavier Weaver, WR
11	Gerry Bohanon, QB
11	Dwayne Boyles, LB
12	Ben Knox, CB
12	Katravis Marsh, QB
13	Tramel Logan, DE
13	Gunnar Smith, QB
14	Dequan Stanley, WR
14	Michael Williams, DE
15	Jayden Curry, S
15	Gavin Gosnell, QB
16	Ryan Bolduc, QB
16	Eddie Kelly, DL
17	Byrum Brown, QB
17	Jhalyn Shuler, LB
18	Jordan Smith, QB
18	Ray Thornton III, S
19	Jonathan Ross, DE
19	Javohn Thomas, WR
21	Brian Battie, RB
21	Jaelen Stokes, S
22	Mekhi LaPointe, DB
22	K'wan Powell, RB
23	Davon Hicks, LB
23	Holden Willis, TE
24	Mac Harris, DB
25	Mychael Hamilton, RB
25	Christopher Townsel, S
26	Tavin Ward, CB
26	Yasias Young, RB
27	Jordan Blackmon, S
27	Cameron Cobb, WR
28	Daylan Felton, RB
28	Jatorian Hansford, DE
29	Brian Norris, LB
29	Zack Sessa, K
30	DeAunte Hunter, LB
31	Pierce Stainton, P
32	Luke Dean, WR
32	Spencer Shrader, K

2022 USF FOOTBALL ALPHABETICAL ROSTER

No.	Name	Pos.	Ht.	Wt.	Class/Elig.	Hometown (Previous Schools)
89	Collin Affleck	TE	6-5	237	Fr./Fr.	Great Falls, Va. (Langley HS)
6	Ajou Ajou	WR	6-3	218	Jr./So.	Brooks, Alberta, Canada (Clearwater Acad./Clemson)
40	Jason Albritton	RB	5-10	224	Fr./Fr.	Lithia, Fla. (Newsome HS)
54	Amer Amer	LB	6-1	228	So./RSFr.	Winter Garden, Fla. (Windermere HS)
38	Sean Atkins	WR	5-10	170	Gr./So.	Viera, Fla. (Viera HS)
10	Nick Bags	DL	6-3	293	Jr./So.	Wayne, N.J. (Tottenville HS/Temple)
71	Derrell Bailey Jr.	OL	6-6	289	Jr./So.	Greenback, Tenn. (Greenback HS/Virginia Tech)
21	Brian Battie	RB	5-8	165	Jr./So.	Sarasota, Fla. (Sarasota HS)
48	Andrew Beardall	LS	6-0	212	Gr./Jr.	Merritt Island, Fla. (Merritt Island HS)
50	Bryce Bernard	LS	6-2	212	Sr./So.	Neptune Beach, Fla. (Fletcher HS)
37	Logan Berryhill	S	6-4	188	Gr./So.	Kingsland, Ga. (Camden County HS)
72	Cole Best	OL	6-4	296	So./RSFr.	Winter Park, Fla. (Trinity Prep)
27	Jordan Blackmon	S	5-10	156	So./RSFr.	Melbourne, Fla. (Eau Gallie HS)
57	Joshua Blanchard	OL	6-3	294	Jr./So.	Miami, Fla. (Norland HS)
11	Gerry Bohanon Jr.	QB	6-3	226	Gr./Jr.	Earle, Ark. (Earle HS/Baylor)
16	Ryan Bolduc	QB	6-1	197	So./RSFr.	Sarasota, Fla. (Cardinal Mooney HS)
11	Dwayne Boyles Jr.	LB	6-3	230	Gr./Sr.	Miami, Fla. (Miami Central HS)
9	Aamaris Brown	DB	5-10	197	Jr./Fr.	Seffner, Fla. (Armwood HS/Kansas State)
17	Byrum Brown	QB	6-3	206	Fr./Fr.	Raleigh, N.C. (Rolesville HS)
1	Khafre Brown	WR	6-0	190	Jr./So.	Charlotte, N.C. (West Mecklenburg HS/North Carolina)
7	Sincere Brown	WR	6-5	181	So./RSFr.	Charleston, S.C. (First Baptist School)
39	John Cannon	K	5-9	176	So./RSFr.	Fort Lauderdale, Fla. (University HS)
88	Chris Carter	TE	6-4	236	Gr./Jr.	Homestead, Fla. (South Dade HS)
74	Brad Cecil	OL	6-4	294	Gr./Sr.	Jacksonville, Fla. (Bartram Trail HS)
90	Rashad Cheney Jr.	DL	6-2	285	Sr./So.	Atlanta, Ga. (Cedar Grove HS/Minnesota)
27	Cameron Cobb	WR	5-11	182	Fr./Fr.	Tampa, Fla. (Wharton HS)
53	Drew Cornelius	OL	6-5	280	So./RSFr.	Franklin, Ga. (Heard County HS)
15	Jayden Curry	S	5-11	200	Jr./So.	Virginia Beach, Va. (IMG Academy)
97	Evan Dangler	LB	6-3	205	Fr./Fr.	Bradenton, Fla. (Braden River HS)
32	Luke Dean	WR	5-9	165	Fr./Fr.	Clearwater, Fla. (Clearwater Academy International)
4	Omarion Dollison	WR	5-9	183	Jr./So.	Columbia, S.C. (Gray Collegiate Academy)
2	Michel Dukes	RB	5-10	197	Sr./Jr.	Charleston, S.C. (First Baptist HS/Clemson)
59	Johnny Eaton	LB	6-2	200	Fr./Fr.	Melbourne, Fla. (Viera HS)
96	Chad Elder	DE	6-3	241	Fr./Fr.	Neptune Beach, Fla. (Fletcher HS)
0	Daquan Evans	CB	5-11	190	Gr./Jr.	Orlando, Fla. (Jones HS)
36	Tre'son Everett	WR	6-4	205	Fr./Fr.	Seminole, Fla. (Largo HS)
28	Daylan Felton	RB	5-8	175	So./RSFr.	Durham, N.C. (North Durham HS)
92	Jbril Glaze	DT	6-3	311	Sr./Sr.	Tampa, Fla. (Jefferson HS/North Alabama)
98	Danny Gonzalez	DT	6-1	264	Fr./Fr.	Jupiter, Fla. (The Benjamin School)
47	Connor Gordon	LS	6-2	240	Fr./Fr.	Sussex, Wisc. (Sussex Hamilton HS)
8	DJ Gordon IV	LB	6-1	220	Sr./So.	Plant City, Fla. (Plant City HS/Minnesota)
15	Gavin Gosnell	QB	6-2	219	Fr./Fr.	Hendersonville, N.C. (Hendersonville HS)
99	Darrien Grant	DE	6-4	257	Gr./Sr.	Bradenton, Fla. (Southeast HS)
34	Joshua Green	CB	5-10	182	Sr./Sr.	Palm Harbor, Fla. (East Lake HS/ Univ. of Pikeville)
87	Gunnar Greenwald	TE	6-4	244	So./So.	Satellite Beach, Fla. (Satellite HS)
5	Antonio Grier Jr.	LB	6-1	223	Gr./Sr.	Atlanta, Ga. (Mays HS)
79	Dustyn Hall	OL	6-3	303	Sr./So.	Punta Gorda, Fla. (Charlotte HS)
20	AJ Hamilton	CB	5-10	183	Jr./RSFr.	Dunnellon, Fla. (Dunnellon HS)
25	Mychael Hamilton	RB	6-1	201	Sr./Sr.	New Port Richey, Fla. (JW Mitchell HS/Elsworth CC/SW Oklahoma St.)
28	Jatorian Hansford	DE	6-4	265	Sr./Sr.	Forsyth, Ga. (Mary Persons HS/Missouri)
64	Demetris Harris	OL	6-3	315	Gr./Sr.	Jacksonville, Fla. (Robert E. Lee HS)
24	Mac Harris	LB	6-0	234	Jr./RSFr.	The Villages, Fla. (The Villages Charter School)
23	Davon Hicks	LB	6-0	215	So./So.	Vero Beach, Fla. (Vero Beach HS)
1	Matthew Hill	S	6-1	187	Sr./Jr.	Lawrenceville, Ga. (Brookwood HS/Auburn)
93	Jhalin Hobbs	DL	6-2	291	Fr./Fr.	Ruskin, Fla. (Lennard HS)
5	Jimmy Horn Jr.	WR	5-9	174	So./So.	Sanford, Fla. (Seminole HS)
30	DeAunte Hunter	LB	6-4	198	Fr./Fr.	Valdosta, Ga. (Lowndes HS)
67	Demontrey Jacobs	OL	6-6	315	Gr./Sr.	Gonzales, La. (East Ascension HS/Grambling)
73	Donovan Jennings	OL	6-5	312	Gr./Sr.	Tampa, Fla. (Gaither HS)
58	Reggie Johnson II	LB	6-0	212	So./So.	Tampa, Fla. (Carrollwood Day HS)
3	Kelley Joiner Jr.	RB	5-9	188	Sr./Jr.	Clermont, Fla. (South Lake HS)

2022 USF FOOTBALL ALPHABETICAL ROSTER

49	Kanaan Jones	S	6-0	180	Jr./Fr.	Lithia, Fla. (Newsome HS)
7	Will Jones II	S	5-9	191	Sr./So.	Mansfield, Texas (Summit HS/Kansas State)
16	Eddie Kelly	DL	6-4	274	Fr./Fr.	Orlando, Fla. (West Orange HS)
75	Andrew Kilfoyl	OL	6-5	317	So./RSFr.	Tampa, Fla. (Gaither HS)
12	Ben Knox	CB	6-2	192	Jr./So.	DeLand, Fla. (DeLand HS)
61	Gannon Lanning	OL	6-7	311	So./RSFr.	Spring Hill, Fla. (Springstead HS)
22	Mekhi LaPointe	S	6-2	190	Gr./Sr.	Seffner, Fla. (Armwood HS)
80	Jayson Littlejohn	TE	6-4	239	Sr./Jr.	Hanford, Calif. (Sierra Pacific HS/College of the Sequoias)
65	Mike Lofton	OL	6-2	312	Jr./RSFr.	Clearwater, Fla. (Calvary Christian HS/UCF)
13	Tramel Logan	DE	6-2	249	Jr./So.	Miami, Fla. (Booker T. Washington HS)
82	Jackson Long	TE	6-4	222	Fr./Fr.	Hendersonville, Tenn. (Beech HS)
51	Erik Malyszko	DE	6-1	210	Fr./Fr.	Palm Harbor, Fla. (Palm Harbor University HS)
0	Jaren Mangham	RB	6-2	231	Sr./Sr.	Detroit, Mich. (Cass Tech HS/Colorado)
12	Katravis Marsh	QB	6-5	232	Jr./So.	Hialeah, Fla. (Miami Central HS)
76	Bayron Matos	OT	6-9	291	So./Fr.	Santo Domingo, Dominican Republic (Hamilton Heights Christian Acad.)
41	Colin McCreary	P	6-1	210	Gr./Sr.	Clarks Summit, Pa. (Abington Heights HS/Monmouth)
42	Lewai Mitchell	S	6-1	186	So./RSFr.	Maitland, Fla. (Orangewood Christian HS)
86	Chris Mottillo	TE	6-6	258	Gr./Jr.	Erie, Pa. (Mercyhurst Prep/Penn)
29	Brian Norris Jr.	LB	6-2	225	Gr./Jr.	Chiefland, Fla. (Chiefland HS)
63	Brock Parry	OL	6-3	304	Jr./RSFr.	Coral Springs, Fla. (JP Taravella HS/Florida Tech)
77	Zach Perkins	OL	6-5	315	Jr./RSFr.	Tampa, Fla. (Brkeley Prep HS/Maryland)
22	K'wan Powell	RB	5-9	205	So./RSFr.	Vernon, Fla. (Vernon HS)
35	Bailey Purcell	WR	5-11	177	So./RSFr.	Seminole, Fla. (Seminole HS)
81	Garret Reynolds	WR	6-1	178	So./RSFr.	Lake Wales, Fla. (Lake Wales HS)
46	Dylan Ridolph	LB	6-0	222	So./RSFr.	Wesley Chapel, Fla. (Wiregrass Ranch HS)
84	Cade Roberts	WR	5-11	183	Fr./Fr.	Santa Rosa Beach, Fla. (South Walton HS)
2	TJ Robinson	S	6-3	194	Sr./So.	Riverview, Fla. (Riverview HS/Rutgers)
45	CJ Ross	LB	5-11	211	So./RSFr.	Jacksonville, Fla. (Trinity Christian Academy)
19	Jonathan Ross	DE	6-3	243	Gr./Jr.	Waldorf, Md. (St. Charles HS/Bowie State)
53	De'Juan Sease	DT	6-2	282	Sr./Jr.	Bamberg, S.C. (Bamberg-Ehrhardt HS/Allen University)
29	Zack Sessa	K	6-0	187	So./Fr.	Venice, Fla. (Venice HS/Florida/Georgia Southern)
32	Spencer Shrader	K	6-2	190	Sr./Jr.	Lithia, Fla. (Newsome HS)
17	Jhalyn Shuler	LB	6-1	220	Jr./Jr.	Abbeville S.C. (Abbeville HS/Coffeyville CC)
33	Timarcus "T-Mac" Simpson	S	5-11	190	Sr./Jr.	Tampa, Fla. (Sickles HS/Eastern Michigan)
55	Colby Smith	DT	6-3	269	So./RSFr.	Neptune Beach, Fla. (Fletcher HS)
13	Gunnar Smith	QB	6-4	205	Fr./Fr.	Lake Mary, Fla. (Lake Mary HS)
18	Jordan Smith	QB	6-1	180	Jr./RSFr.	Lake City, Fla. (Columbia HS)
31	Pierse Stainton	P	6-2	190	Fr./Fr.	Sarasota, Fla. (Cardinal Mooney HS)
14	Dequan Stanley	WR	5-10	176	So./RSFr.	St. Augustine, Fla. (St. Augustine HS)
36	Andrew Stokes	P	6-5	232	So./So.	Perth, Australia (ProKick)
21	Jaelen Stokes	S	6-1	190	So./So.	Auburndale, Fla. (Auburndale HS)
94	Keeon Terrell	DE	6-3	254	So./RSFr.	Fort Myers, Fla. (Fort Myers HS)
9	Yusuf Terry	WR	6-3	180	Sr./So.	Philadelphia, Pa. (Imhotep Charter HS/Baylor)
35	Chris Thomas	S	6-0	181	Fr./Fr.	Bradenton, Fla. (Southeast HS)
19	Javohn Thomas	WR	6-3	191	Fr./Fr.	Tampa, Fla. (Sickles HS)
18	Ray Thornton III	S	6-1	206	Sr./So.	Columbus, Ga. (Central HS/Clemson)
25	Christopher Townsel	S	6-2	188	Jr./So.	Deerfield Beach, Fla. (Deerfield Beach HS)
78	Alec Valet	OL	6-3	265	Gr./RSFr.	Titusville, Fla. (Astronaut HS/Jacksonville Univ.)
40	Jason Vaughn	DE	6-5	246	Gr./Jr.	Miami, Fla. (Advance Prep Acad.)
37	Trey Wagner	WR	6-1	175	Fr./Fr.	Greenville, S.C. (Christ School)
26	Tavin Ward	CB	6-1	190	Fr./Fr.	Fort Myers, Fla. (North Fort Myers HS)
10	Xavier Weaver	WR	6-1	180	Sr./Jr.	Orlando, Fla. (Orlando Christian Prep)
4	Christian Williams	CB	6-1	185	Sr./Jr.	Daphne, Ala. (Daphne HS/Miami)
44	Jacquez Williams	DT	6-2	293	Fr./Fr.	Savannah, Ga. (Jenkins HS)
8	Latrell Williams	WR	5-11	188	Gr./Sr.	Lake City, Fla. (Columbia HS/Independence CC/Tennessee)
14	Michael Williams II	DE	6-3	247	Fr./Fr.	Farmington Hills, Mich. (West Bloomfield HS)
23	Holden Willis	WR	6-4	210	So./So.	Greenback, Tenn. (Greenback School)
6	Rashawn Yates	DE	6-3	282	Gr./Sr.	Port St. Lucie, Fla. (Treasure Coast HS)
26	Yasias Young	RB	5-9	187	Jr./RSFr.	Fort Myers, Fla. (Fort Myers HS)

NUMERICAL

33	T-Mac Simpson, S
34	Joshua Green, CB
35	Bailey Purcell, WR
35	Chris Thomas, S
36	Tre'son Everett, WR
36	Andrew Stokes, P
37	Logan Berryhill, S
37	Trey Wagner, WR
38	Sean Atkins, WR
39	John Cannon, K
40	Jason Albritton, RB
40	Jason Vaughn, DE
41	Colin McCreary, P
42	Lewai Mitchell, S
44	Jacquez Williams, DL
45	CJ Ross, LB
46	Dylan Ridolph, LB
47	Connor Gordon, LS
48	Andrew Beardall, LS
49	Kanaan Jones, S
50	Bryce Bernard, LS
51	Erik Malyszko, DE
53	Drew Cornelius, OL
53	De'Juan Sease, DT
54	Amer Amer, LB
55	Colby Smith, OL
57	Joshua Blanchard, OL
58	Reggie Johnson II, LB
59	Johnny Eaton, LB
61	Gannon Lanning, OL
63	Brock Parry, OL
64	Demetris Harris, OL
65	Mike Lofton, OL
67	Demontrey Jacobs, OLL
71	Derrell Bailey, OL
72	Cole Best, OL
73	Donovan Jennings, OL
74	Brad Cecil, OL
75	Andrew Kilfoyl, OL
76	Bayron Matos, OT
77	Zach Perkins, OL
78	Alec Valet, OL
79	Dustyn Hall, OL
80	Jayson Littlejohn, TE
81	Garret Reynolds, WR
82	Jackson Long, TE
84	Cade Roberts, WR
86	Chris Mottillo, TE
87	Gunnar Greenwald, TE
88	Chris Carter, TE
89	Collin Affleck, TE
90	Rashad Cheney Jr., DL
92	Jbril Glaze, DT
93	Jhalin Hobbs, DL
94	Keeon Terrell, DE
96	Chad Elder, DE
97	Evan Dangler, LB
98	Danny Gonzalez, DT
99	Darrien Grant, DE

USF FOOTBALL DEPTH CHART

(From Game 5)

OFFENSE

POS	#	Name	Ht.	Wt.	Cl.
WR	10	Xavier Weaver	6-1	180	Jr.
	9	Yusuf Terry (TR)	6-3	180	So.
	6	Ajou Ajou (TR)	6-3	218	So.
TE	88	Chris Carter	6-4	236	Jr.
	87	Gunnar Greenwald	6-4	244	So.
RT	65	Mike Lofton (BA) (TR)	6-2	312	Fr.
	61	Gannon Lanning	6-7	311	Fr.
RG	79	Dustyn Hall	6-3	303	So.
C	74	Brad Cecil	6-4	294	Gr.
	72	Cole Best	6-4	296	Fr.
LG	64	Demetris Harris	6-3	315	Gr.
	77	Zach Perkins (BA) (TR)	6-5	315	Fr.
LT	67	Demontrey Jacobs (TR)	6-6	315	Gr.
	71	Derrell Bailey Jr. (TR)	6-6	289	So.
QB	11	Gerry Bohanon Jr. (TR)	6-3	226	Jr.
	12	Katravis Marsh	6-5	232	So.
HB	21	Brian Battie (BA)	5-8	165	So.
	0	Jaren Mangham (TR)	6-2	231	Sr.
	2	Michel Dukes (TR)	5-10	197	Jr.
SLOT	5	Jimmy Horn Jr.	5-9	174	So.
	4	Omarion Dollison	5-9	183	So.
WR	1	Khafre Brown (TR)	6-0	190	So.
	23	Holden Willis	6-4	210	So.

(TR) = 4-YEAR SCHOOL TRANSFER

(BA) = NATIVE OF SEVEN-COUNTY TAMPA BAY AREA

SPECIALISTS

POS	#	Name	Ht.	Wt.	Cl.
P	41	Colin McCreary (TR)	6-1	210	Gr.
	36	Andrew Stokes	6-5	232	So.
PK	32	Spencer Shrader (BA)	6-2	190	Jr.
	29	Zack Sessa (TR)	6-0	187	Fr.
H	41	Colin McCreary (TR)	6-1	210	Gr.
	48	Andrew Beardall	6-0	212	Gr.
LS	48	Andrew Beardall	6-0	212	Gr.
KO	32	Spencer Shrader (BA)	6-2	190	Jr.

RETURNERS

KR	21	Brian Battie (BA) ALL-AMERICAN	5-8	165	So.
	5	Jimmy Horn Jr.	5-9	174	So.
	2	Michel Dukes (TR)	5-10	197	Jr.
	9	Aamaris Brown (BA) (TR)	5-10	197	Fr.
PR	38	Sean Atkins	5-10	170	So.
	10	Xavier Weaver	6-1	180	Jr.
	5	Jimmy Horn Jr.	5-9	174	Fr.

PRONUNCIATIONS
- LISTEN TO PLAYERS PRONOUNCE
THEIR NAMES HERE:



DEFENSE

POS	#	Name	Ht.	Wt.	Cl.
END	13	Tramel Logan	6-2	249	So.
	19	Jonathan Ross (TR)	6-3	243	Gr.
TACKLE	28	Jatorian Hansford (TR)	6-4	265	Sr.
	6	Rashawn Yates	6-3	282	Gr.
	10	Nick Bags (TR)	6-3	293	So.
TACKLE	90	Rashad Cheney Jr. (TR)	6-2	285	So.
	53	De'Juan Sease	6-2	282	Jr.
END	16	Eddie Kelly	6-4	274	Fr.
	40	Jason Vaughn	6-5	246	Jr.
	99	Darrien Grant (BA)	6-4	257	Gr.
MLB	8	DJ Gordon IV (BA) (TR)	6-1	220	So.
	5	Antonio Grier Jr.	6-1	223	Gr.
	23	Davon Hicks	6-0	215	So.
LB	11	Dwayne Boyles Jr.	6-3	228	Jr.
	17	Jhalyn Shuler	6-1	220	Jr.
CB	4	Christian Williams (TR)	6-1	185	Jr.
	0	Daquan Evans	5-11	190	Jr.
SS	22	Mekhi LaPointe (BA)	6-2	190	Gr.
	18	Ray Thornton III (TR)	6-1	206	So.
NB	1	Matthew Hill (TR)	6-1	187	Jr.
	15	Jayden Curry	5-11	200	So.
FS	33	T-Mac Simpson (BA) (TR)	5-11	190	Jr.
	2	TJ Robinson (BA) (TR)	6-3	194	So.
	7	Will Jones II (TR)	5-9	191	So.
CB	9	Aamaris Brown (BA) (TR)	5-10	197	Fr.
	12	Ben Knox	6-2	192	So.

PRONUNCIATION CHART

6	AJOU AJOU	uh-JOE uh-JOE
54	AMER AMER	AY-mer AY-mer
21	Brian BATTIE	BAT-tee
11	GERRY Bohanon	GARY
9	AAMARIS Brown	uh-MAR-iss
1	KHAFRE Brown	CHAH-free
2	MICHEL Dukes	Michael
4	OMARION Dollison	oh-MAR-eee-ahn
0	DAQUAN Evans	duh-KWON
28	JATORIAN Hansford	juh-TORE-eee-en
64	DEMETRIS Harris	Duh-MEE-tris
23	DAVON Hicks	DAY-von
10	KELLEY Joiner	Kelly
0	Jaren MANGHAM	mang-UM
12	KATRAVIS Marsh	Kuh-TREY-viss (Trey for short)
95	BAYRON MATOS	BY-run MAT-occe
42	LEWAI Mitchell	LEE-vie
86	Chris MOTTILLO	moe-TILL-oh
22	MEKHI LaPointe	mah-KYE (sounds like: eye)
13	TRAMEL Logan	truH-MELL
22	K'WAN Powell	KAY-wahn
53	De'Juan SEASE	de-WAHN cease
17	JHALYN Shuler	JAY-lin
14	DEQUAN Stanley	DAY-kwahn
19	YUSUF Terry	YOO-suf
10	XAVIER Weaver	ex-ZAY-vee-er
26	YASIAS Young	yuh-SIGH-iss

CAREER STARTS CHART

	2022	'21	'20	'19	'18	CAREER
Demetris Harris (OL)	5	12	6	12	11	46
Brad Cecil (OL)	5	12	7	12	7	43
Dwayne Boyles (LB)	5	12	6	11	2	36
Donovan Jennings (OL)	4	12	7	8	4	35
Antonio Grier (LB)	2	12	7	6	-	26
Mekhi LaPointe (SS)	5	11	6	-	4	26
Rashawn Yates (DT)	4	4	9	6	2	25
Demontrey Jacobs (OL)	5	11	2	-	-	18
Dustyn Hall (OL)	5	9	4	-	-	18
Xavier Weaver (WR)	4	10	2	-	-	16
Matthew Hill (S)	2	10	-	-	-	12
Daquan Evans (DB)	-	11	1	-	-	12
TJ Robinson (DB)	4	7	-	-	-	11
Jaren Mangham (RB)	2	8	-	1 (CO)	-	11
Omarion Dollison (WR)	2	8	-	-	-	10
Latrell Williams (WR)	-	3	7	-	-	10
Kelley Joiner (RB)	-	1	7	2	-	10
Jason Vaughn (DE)	-	8	1	-	-	9
Jimmy Horn Jr. (WR)	3	5	-	-	-	8
Christian Williams (DB)	3	5	-	-	-	8
Chris Carter (TE)	5	1	1	-	-	7
Joshua Blanchard (OL)	-	-	7	-	-	7
Gerry Bohanon (QB)	5	-	-	-	-	5
Darrien Grant (DE)	-	3	2	-	-	5
Chris Townsel (DB)	-	-	5	-	-	5
Jatorian Hansford (DE)	5	-	-	-	-	5
Aamaris Brown (CB)	5	-	-	-	-	5
Rashad Cheney (DT)	5	-	-	-	-	5
Tramel Logan (DL)	4	1	-	-	-	5
Sean Atkins (WR)	-	3	-	-	-	3
Khafre Brown (WR)	4	-	-	-	-	4
Brian Battie (RB)	3	1	-	-	-	4
Jayden Curry (S)	3	-	-	-	-	3
Mac Harris (S)	-	-	2	-	-	2
Katravis Marsh (QB)	-	1	1	-	-	2
DJ Gordon (LB)	3	-	-	-	-	3
T-Mac Simpson	2	-	-	-	-	2
Eddie Kelly (DE)	2	-	-	-	-	2
Mike Lofton (OL)	1	-	-	-	-	1
Holden Willis (WR)	1	-	-	-	-	1
Yusuf Terry (WR)	1	-	-	-	-	1
Will Jones (S)	1	-	-	-	-	1
Brian Norris (LB)	-	-	1	-	-	1
Joshua Green (DB)	-	1	-	-	-	1

2022 GAME-BY-GAME LEADERS

GAME	RUSHING	PASSING (C-A-YD-INT-TD)	CATCHES	REC YARDS	TACKLES
vs. BYU	Mangham (10-39-1)	Bohanon (17-30-172-1-0)	Weaver (5)	Weaver (113)	LaPointe (10)
vs. HOWARD	Battie (7-105-1)	Bohanon (17-28-219-1-0)	Weaver (7)	Weaver (57)	Gordon (7)
at Florida	Battie (15-150-1)	Bohanon (12-28-116-2-0)	Weaver (8)	Weaver (82)	Grier (10)
at Louisville	Powell (8-45-0)	Bohanon (9-17-62-2-0)	Terry & Dollison (4)	Terry (38)	Gordon (9)
vs. ECU	Battie (15-96-0)	Bohanon (18-28-253-0-3)	Horn (8)	Horn (180)	Boyles (12)

2022 FIELD GOALS

Field Goals	fg	pct.	01-19	20-29	30-39	40-49	50-99	lg	blk
Spencer Shrader	2-4	.500	-	1-0	-	1-2	0-1	49	-

FG Sequence	USF	Opponents
BYU	-	39
Howard	(54)	(50)
at Florida	22, 49, (49)	31
at Louisville	37	29, 25
vs. ECU	-	-
(missed)		

2022 USF GAME-BY-GAME STARTERS

OFFENSE

GAME	LT	LG	C	RG	RT	TE	QB	HB	Slot	WR	WR
vs. BYU	Jennings	Harris	Cecil	Hall	Jacobs	Carter	Bohanon	Mangham	Horn Jr.	Brown	Weaver
vs. HOWARD	Jennings	Harris	Cecil	Hall	Jacobs	Carter	Bohanon	Mangham	Horn Jr.	Brown	Weaver
at Florida	Jennings	Harris	Cecil	Hall	Jacobs	Carter	Bohanon	Battie	Dollison	Brown	Weaver
at Louisville	Jennings	Harris	Cecil	Hall	Jacobs	Carter	Bohanon	Battie	Dollison	Willis	Terry
vs. ECU	Jacobs	Harris	Cecil	Hall	Lofton	Carter	Bohanon	Battie	Horn Jr.	Brown	Weaver

**Started four wide receivers

***Started two tight ends

DEFENSE

GAME	END	NOSE	TACKLE	ALB	WLB	MLB	CB	Star	SS	FS	CB
vs. BYU	Hansford	Cheney Jr.	Yates	Logan	Boyles	Gordon IV	C. Williams	Hill	LaPointe	Robinson	Brown
vs. HOWARD	Hansford	Cheney Jr.	Yates	Logan	Boyles	Gordon IV	Robinson	Curry	LaPointe	Jones II	Brown
at Florida	Hansford	Cheney Jr.	Yates	Logan	Boyles	Grier	Robinson	Curry	LaPointe	Simpson	Brown
at Louisville	Hansford	Cheney Jr.	Yates	Kelly	Boyles	Grier	C. Williams	Curry	LaPointe	Robinson	Brown
vs. ECU	Kelly	Cheney Jr.	Hansford	Logan	Boyles	Gordon IV	C. Williams	Hill	LaPointe	Simpson	Brown

* Started Six Defensive Backs

** Started Four Defensive Linemen

TURNOVERS FORCED

TEAM	INT	FUMBLE	DEF TD	TOTAL
USF	4	3	0	7
Opponents	6	3	2	9

USF CAUSED: 7

OPP CAUSED: 9

USF POINTS OFF TO: 28

OPP POINTS OFF TO: 38

USF DEFENSIVE TD's: 0

OPP DEFENSIVE TD's: 2

USF TURNOVERS FORCED

QT	Play	Ball On	Result
----	------	---------	--------

HOWARD

BYU

3rdINT: Mekhi LaPointe of Jaren Hall USF14 Safety

HOWARD

2ndFUM: Jatorian Hansford of Christian Carter USF50 Touchdown

2ndFUM: T-Mac Simpson of Antoine Murray USF20 Touchdown

3rdINT: Jayden Curry of Quinton Williams HOW21 Touchdown

AT FLORIDA

3rdINT: Dwayne Boyles of Anthony Richardson UF18 Touchdown

4thINT: Aamaris Brown of Anthony Richardson USF20 Interception

AT LOUISVILLE

2ndFUM: Matthew Hill of T. Evans LOU35 Interception

ECU

4thFUM: Dwayne Boyles of R. Jones ECU35 Downs

OPPONENT TURNOVERS FORCED

QT	Play	Ball On	Result
----	------	---------	--------

BYU

1stINT: Gerry Bohanon by Max Tooley returned for Touchdown

HOWARD

1stINT: Gerry Bohanon by Robert Jones USF35 Punt

AT FLORIDA

1stFUM: Xavier Weaver, rec. by Shemar James UF41 Field Goal

2ndINT: Gerry Bohanon by Jalen Kimber Returned 39 yards for Touchdown

4thINT: Gerry Bohanon by Tre'Vez Johnson USF2 Touchdown

AT LOUISVILLE

2ndFUM: Bohanon, rec. by D. Jones LOU32 Touchdown

2ndINT: Bohanon, by C. Jones LOU35 Fumble

2ndINT: Bohanon, by J. Minkins LOU2 half

ECU

1stFUM: Bohanon, rec by X. Smith ECU2 Touchdown

USF DRIVE CHART

DISPLAYED USF/OPPONENT	Possessions		FGs		Fumble	Int.	Safety	Punt	Turnover on Downs	End of Half	End of Game	70+ yard Drives	3 and Out
	TDs	Made	Missed										
vs. BYU	11/11	3/6	2/0	0/0	0/0	1/1	0/1	4/2	2/0	0/1	1/0	1/3	4/0
vs. Howard	13/12	6/3	0/0	1/1	0/2	1/1	0/0	3/3	0/2	1/0	1/0	0/3	1/2
at Florida	10/10	3/4	2/1	1/0	1/0	2/2	0/0	1/2	0/0	0/1	0/1	2/3	0/2
at Louisville	13/14	0/5	1/2	0/0	1/1	2/0	0/0	7/3	0/0	0/1	0/1	0/2	6/3
vs. ECU	12/12	4/7	0/0	0/0	1/1	0/0	0/0	5/3	1/0	1/0	0/1	4/5	4/1
TOTALS	59/59	16/25	5/3	2/1	3/4	6/4	0/1	20/13	3/2	2/3	2/3	7/13	15/8

USF SCORING DRIVES

QT	When	Score	Play	DRIVE
BYU (3 TD)				
2nd	0:14		RUN.....Mangham 1-yard TD Run.....	8 plays-84 yards, TOP 1:52
3rd	14:44		KR.....Jimmy Horn 89-yard kickoff return.....	1 play
3rd	2:23		RUN.....Battie 9-yard TD run.....	6 plays-43yards, TOP 2:59
HOWARD (6 TD)				
2nd	11:16		RUN.....Mangham 2-yard TD run.....	11 plays-60 yards, TOP 3:36
2nd	2:10		RUN.....Dukes 7-yard TD run.....	5 plays-59 yards, TOP 1:39
3rd	7:14		RUN.....Mangham 1-yard TD run.....	4 plays-25 yards, TOP 1:43
3rd	00:33		RUN.....Dukes 28-yard TD run.....	5 plays-61 yards, TOP 1:56
4th	1:37		RUN.....Battie 60-yard TD run.....	2 plays-69 yards, TOP 0:33
4th	8:05		RUN.....Powell 1-yard TD run.....	4 plays-54 yards, TOP 1:36
AT FLORIDA (3 TD, 2 FG)				
1st	1:21		RUN.....Battie 10-yard TD run.....	12 plays-81 yards, TOP 6:46
2nd	10:45		FG.....Shrader 22-yard field goal.....	9 plays-70 yards, TOP 4:04
2nd	3:00		FG.....Shrader 49-yard field goal.....	12 plays, 43 yards, TOP 3:00
3rd	10:27		RUN.....Bohanon 6-yard TD run.....	4 plays, 18 yards, TOP 1:34
4th	11:14		RUN.....Dukes 1-yard TD run.....	11 plays, 51 yards, TOP 6:21
AT LOUISVILLE (1 FG)				
3rd	14:55		FG.....Shrader 37-yard FG.....	8 plays, 47 yards, TOP 3:10
VS ECU (4 TD)				
2nd	13:13		TD.....Bohanon to Horn for 91-yard TD pass.....	2 plays, 93 yards, TOP: 0:47
3rd	12:12		TD.....Bohanon to Horn for 27-yard TD pass.....	6 plays, 75 yards, TOP: 2:48
3rd	7:30		TD.....Bohanon to Atkins for 4-yard TD pass.....	8 plays, 56 yards, TOP: 3:33
4th	14:56		TD.....Bohanon 1-yard TD run.....	10 plays, 75 yards, TOP: 3:37

SCORING DRIVES OF 75 YDS OR MORE: 5 (5 TD)

SCORING DRIVES 6:00 OR MORE: 2 (2 TD)

SCORING DRIVES 3:00 OR LESS: 11 (10 TD, 1 FG)

SCORING DRIVES 2:00 OR LESS: 8 (8 TD)

SCORING DRIVES 1:00 OR LESS: 2 (21 TD)

LONG DRIVES:

Longest by PLAYS:

12 plays (2X), last 43 yards, 3:00, FG at Florida - Bohanon QB

Longest by YARDS:

93 yards, 2 plays, 0:47, TD vs ECU - Bohanon QB

Longest by TIME:

6:46 - 12 plays, 81 yards, TD, at Florida - Bohannon QB

DEFENSE/SPECIAL TEAMS TOUCHDOWNS: 1

DEFENSIVE SCORING PLAYS

BYU

3rd.....14:44.....KR.....Jimmy Horn 89-yard kickoff return

LONGEST DRIVES IN PROGRAM HISTORY:

Longest by PLAYS:

21 plays (75 yards; 5:58, TD) at SMU on 11/23/2013

Longest by YARDS:

99 Yards (13 plays, 5:19, TD) at FIU on 9/20/2008

Longest by TIME:

9:58 (17 plays, 96 yards, TD) at Florida on 9/11/2010

2022 GAME-BY-GAME TEAM STATISTICS

GAME	FINAL					QUARTERS					1st DOWNS			RUSHING			PASSING			TOT OFF			PUNTS			PENALTY			3RD 4TH RED			SACKS		FIELD		POSSESSION TIME				
	SCORE	1	2	3	4	OT	R-P-PE	TOT	NO-YDS	TD	C-A-I	YDS	TD	YDS	NO-AVG	FUM-FL	NO-YDS	DNS	DNS	ZONE	NO-YDS	GOALS	1	2	3	4	TOT													
USF	21	0	7	14	0	-	6-6-0	12	26-121-2	17-30-1	172	0	293	4-41.0	1-0	3-25	3-12	2-4	2-3	1-1	0-0	6:06	7:23	4:34	7:14	25:17														
BYU	50	28	10	9	3	-	12-15-0	27	37-329-3	25-32-1	261	2	575	2-36.0	1-0	4-35	7-13	2-2	4-5	1-0	2-2	8:54	7:37	10:26	7:46	34:43														
USF	42	0	14	14	14	-	6-11-3	20	27-205-6	17-28-1	219	0	424	3-41.7	0-0	3-40	2-8	1-1	4-4	3-17	0-1	5:08	5:52	5:37	4:25	21:04														
HOWARD	20	7	0	7	6	-	8-14-2	24	40-168-3	28-37-1	250	0	418	3-39.0	2-2	5-43	9-17	0-2	2-3	0-0	0-1	9:52	9:06	9:23	10:35	38:56														
USF	28	7	6	8	7	-	17-6-0	23	46-286-3	12-28-2	116	0	402	1-32.0	2-1	9-73	8-15	2-2	4-5	1-4	2-3	9:55	8:39	8:18	9:24	36:19														
AT FLORIDA	31	3	21	0	7	-	10-3-4	17	30-217-3	10-18-2	112	0	329	2-43.0	0-0	6-48	3-8	0-0	3-4	0-0	1-1	5:05	6:21	6:42	5:33	23:41														
USF	3	0	0	3	0	-	5-6-0	11	35-48-0	13-28-2	110	0	158	7-43.7	2-1	6-25	5-16	1-3	1-1	1-5	1-1	8:19	6:29	8:34	5:51	29:13														
at LOUISVILLE	41	14	14	3	10	-	14-13-1	28	46-283-4	19-30-0	259	1	542	3-44.3	2-1	5-59	4-13	3-4	4-5	3-33	2-2	6:41	8:31	6:26	9:09	30:47														
USF	28	0	7	14	7	-	11-9-1	21	36-202-1	18-28-0	253	3	455	5-44.4	1-1	6-40	5-13	2-3	2-4	1-8	0-0	4:56	7:38	10:01	6:39	29:14														
ECU	48	14	27	7	0	-	5-21-1	27	30-110-1	31-41-0	465	6	575	3-44.3	1-1	3-24	6-13	3-3	4-5	1-3	0-0	10:04	7:22	4:59	8:21	30:46														

USF EXPLOSIVE PLAYS (20+ YARDS)

	15-20	20-29	30-39	40-49	50-59	60-69	70-79	80-89	90-99	TOTAL
RUSHING										
Brian Battie	2	1	-	-	1	1	-	-	-	5
Gerry Bohanon	2	2	-	-	-	-	-	-	-	4
Jaren Mangham	-	2	-	-	-	-	-	-	-	2
Michel Dukes	-	1	-	-	-	-	-	-	-	1
K'Wan Powell	-	-	1	-	-	-	-	-	-	1
TOTALS	4	6	1	-	1	1	-	-	-	13
RECEIVING										
Jimmy Horn	2	5	1	-	-	-	-	-	1	9
Xavier Weaver	2	3	-	-	1	-	-	-	-	6
Khafre Brown	1	2	-	-	-	-	-	-	-	3
Gunnar Greenwald	1	-	-	-	-	-	-	-	-	1
Omarion Dollison	-	1	1	-	-	-	-	-	-	1
Yusuf Terry	1	-	-	-	-	-	-	-	-	1
TOTALS	7	11	2	-	1	-	-	-	1	21
PASSING										
Gerry Bohanon	8	8	2	-	1	-	-	-	1	20
Katravis Marsh	-	1	-	-	-	-	-	-	-	1
TOTALS	8	9	2	-	1	-	-	-	1	21

COMBINED EXPLOSIVE PLAYS

Gerry Bohanon: 24 (20 passing; 4 rushing)
 Horn: 9 (9 receiving)
 Xavier Weaver: 6 (6 receiving)
 Brian Battie: 5 (5 rushing)

USF EXPLOSIVE PLAYS (15+ YARDS)

EXPLOSIVE PLAY BREAKDOWN

USF TOTAL (Run & Pass): 32 (20 pass, 12 run)

USF GAME HIGH: 11 VS ECU

OPP. GAME HIGH: 9 by ECU (9 pass, 1 run)

USF

Long Pass: 91 (TD), Bohanon to Horn vs. ECU

Long Run: 60, Brian Battie vs. Howard

Long Punt Return: 20, Xavier Weaver at Florida

Long Kickoff Return: 89, Jimmy Horn (TD) vs. BYU

Long INT Return: 37, Dwayne Boyles at Florida

OPPONENT

Long Pass: 33, A. Richardson to T. Whitmore at Florida

Long Run: 75 (TD), Puka Nacua, BYU

Long Def: 39 (TD), Jalen Kimber at Florida

BYU (3)

2nd 50PASS...Bohanon to Weaver.....vs. BYU

2nd 21PASS...Bohanon to Weaver.....vs. BYU

3rd 27PASS...Bohanon to Weaver.....vs. BYU

HOWARD (9)

1st 29PASS...Bohanon to Horn Jr.....vs. Howard

1st 19PASS...Bohanon to Brown.....vs. Howard

2nd 15RUN....Brian Battie.....vs. Howard

2nd 23PASS...Bohanon to Horn Jr.....vs. Howard

2nd 16PASS...Bohanon to Greenwald..vs. Howard

3rd 20RUN....Jaren Mangham.....vs. Howard

3rd 28 (TD)...RUN....Michel Dukes.....vs. Howard

4th 39PASS...Bohanon to Dollison.....vs. Howard

4th 60 (TD)...RUN....Brian Battie.....vs. Howard

AT FLORIDA (6)

1st 15RUN....Gerry Bohanon.....at Florida

1st 21RUN....Brian Battie.....at Florida

1st 23RUN....Jaren Mangham.....at Florida

2nd 51RUN....Brian Battie.....at Florida

2nd 18PASS...Bohanon to Weaver.....at Florida

4th 20PASS...Bohanon to K. Brown.....at Florida

AT LOUISVILLE (3)

1st 18PASS...Bohanon to Dollison.....at Louisville

3rd 37RUN....K'wan Powell.....at Louisville

4th 21PASS...Marsh to Atkins.....at Louisville

ECU (11)

1st 20RUN....Gerry Bohanon.....vs. ECU

1st 16PASS...Bohanon to Horn.....vs. ECU

1st 20PASS...Bohanon to Horn.....vs. ECU

2nd 91 (TD)...PASS...Bohanon to Horn.....vs. ECU

2nd 33PASS...Bohanon to Horn.....vs. ECU

2nd 22PASS...Bohanon to Horn.....vs. ECU

3rd 18PASS...Bohanon to Weaver.....vs. ECU

3rd 27PASS...Bohanon to Horn.....vs. ECU

3rd 22RUN....Gerry Bohanon.....vs. ECU

3rd 18RUN....Brian Battie.....vs. ECU

3rd 23PASS...Bohanon to Weaver.....vs. ECU

AT CINCINNATI

TULANE

AT HOUSTON

AT TEMPLE

SMU

AT TULSA

UCF

25-YARD+ EXPLOSIVE PLAYS BY LENGTH

▼ 50 + YARD PLAYS ▼

QT	LENGTH	TYPE	PLAYER	OPP
2nd	91 (TD)	PASS	Bohanon to Horn	vs. ECU
4th	60 (TD)	RUN	Brian Battie	vs. Howard
2nd	51	RUN	Brian Battie	at Florida
2nd	50	PASS	Bohanon to Weaver	vs. BYU

▼ 25-50 YARD PLAYS ▼

QT	LENGTH	TYPE	PLAYER	OPP
4th	39	PASS	Bohanon to Dollison	vs. Howard
3rd	37	RUN	K'wan Powell	at Louisville
2nd	33	PASS	Bohanon to Horn	vs. ECU
1st	29	PASS	Bohanon to Horn Jr.	vs. Howard
3rd	28 (TD)	RUN	Michel Dukes	vs. Howard
3rd	27	PASS	Bohanon to Horn	vs. ECU
3rd	27	PASS	Bohanon to Weaver	vs. BYU

▼ LONG PLAYS FOR TOUCHDOWNS

2nd	91 (TD)	PASS	Bohanon to Horn	vs. ECU
4th	60 (TD)	RUN	Brian Battie	vs. Howard
3rd	28 (TD)	RUN	Michel Dukes	vs. Howard

TOTAL 15+ FOR TD: 3

GAME HIGH 15+ YARD PLAYS FOR TD: 2

▼ 25+ YARD SPECIAL TEAMS & DEFENSIVE PLAYS ▼

3rd	89 (TD)	KICK RET	Jimmy Horn	vs. BYU
4th	41	KICK RET	Brian Battie	at Louisville
3rd	37	INT RET	Dwayne Boyles	at Florida
2nd	34	KICK RET	Michel Dukes	vs. ECU
2nd	32	KICK RET	Jimmy Horn	vs. ECU
2nd	31	KICK RET	Michel Dukes	vs. ECU
4th	28	KICK RET	Brian Battie	at Florida
1st	26	KICK RET	Michel Dukes	vs. ECU
3rd	25	KICK RET	Brian Battie	vs. ECU

2022 GAME-BY-GAME STATISTICS

GAME-BY-GAME PASSING

#11 GERRY BOHANON JR.

	COMP	ATT	INT	PCT	YDS	TD	LG	SACK	EFF	TOT: YDS	TD
vs. BYU	17	30	1	.566	172	0	50	1	98.2	200	0
vs. Howard	17	28	1	.607	219	0	39	0	119.3	228	0
at Florida	12	28	2	.429	116	0	20	0	63.4	218	1
at Louisville	9	17	2	.529	62	0	18	2	60.0	59	0
ECU	18	28	0	.643	253	3	91	1	175.5	327	4

#12 KATRAVIS MARSH

	COMP	ATT	INT	PCT	YDS	TD	LG	SACK	EFF	TOT: YDS	TD
vs. Howard	Played, no stats										
at Louisville	4	11	0	.363	48	0	21	1		25	-

2022 GAME-BY-GAME RECEIVING (CATCHES-YARDS-TD)

PLAYER	BYU	HOWARD	@FLORIDA	@LOU	ECU	@CINY	TULANE	@HOU	@TEMPLE	SMU	@TULSA	UCF
WEAVER, Xavier WR	5-113-0	7-57-0	8-82-0	DNP	5-55-0							
HORN JR., Jimmy WR	2-10-0	5-52-0	-	DNP	8-180-2							
DOLLISON, Omarion WR	-	1-39-0	1-7-0	4-31-0	-							
BROWN, Khafre WR	-	1-19-0	1-20-0	DNP	-							
GREENWALD, Gunnar TE	2-12-0	2-25-0	-	-	-							
TERRY, Yusuf WR	-	-	-	4-38-0	-							
ATKINS, Sean WR	-	-	-	2-35-0	1-4-0							
BATTIE, Brian, RB	2-10-0	-	2-7-0	-	3-10-0							
MANGUM, Jaren RB	3-14-0	1-10-0	-	-	DNP							
AJOU, Ajou WR	2-9-0	-	DNP	DNP	DNP							
WILLIS, Holden WR	1-4-0	-	-	-	-							
CARTER, Chris TE	-	1-6-0	-	1-1-0	-							
DUKES, Michel RB	-	1-3-0	-	1-2-0	-							
REYNOLDS, Garrett WR	-	-	-	1-7-0	-							
MOTTILLO, Chris TE	-	-	-	-	1-4-0							

2022 GAME-BY-GAME RECEIVING (CATCHES-YARDS-TD)

PLAYER	BYU	HOWARD	@FLORIDA	@LOU	ECU	@CINY	TULANE	@HOU	@TEMPLE	SMU	@TULSA	UCF
WEAVER, Xavier WR	5-113-0	7-57-0	8-82-0	DNP								
TERRY, Yusuf WR	-	-	-	4-38-0								
MANGUM, Jaren RB	3-14-0	1-10-0	-	-								
GREENWALD, Gunnar TE	2-12-0	2-25-0	-	-								
HORN JR., Jimmy WR	2-10-0	5-52-0	-	DNP								
DOLLISON, Omarion WR	-	1-39-0	1-7-0	4-31-0								
BROWN, Khafre WR	-	1-19-0	1-20-0	DNP								
ATKINS, Sean WR	-	-	-	2-35-0								
BATTIE, Brian, RB	2-10-0	-	2-7-0	-								
AJOU, Ajou WR	2-9-0	-	-	DNP								
WILLIS, Holden WR	1-4-0	-	-	-								
CARTER, Chris TE	-	1-6-0	-	1-1-0								
DUKES, Michel RB	-	1-3-0	-	1-2-0								
REYNOLDS, Garrett WR	-	-	-	1-7-0								

2022 GAME-BY-GAME SACKS

PLAYER	BYU	HOWARD	@FLORIDA	@LOU	ECU	@CINY	TULANE	@HOU	@TEMPLE	SMU	@TULSA	UCF
HANSFORD, Jatorian DE	1.0-1	-	-	0.5	-							
ROSS, Jonathan DE	-	1.0-7	-	-	-							
TERRELL, Keeon DE	-	1.0-5	-	-	-							
STOKES, Jaelen S	-	1.0-5	-	-	-							
LaPOINTE, Mikhi DB	-	-	1.0-4	-	-							
LOGAN, Tramel DE	-	-	-	0.5	-							
VAUGHN, Jason DE	-	-	-	-	1.0							
TOTAL	1.0	3.0	1.0	1.0	1.0							

GAME-BY-GAME TACKLES

Player	S-A	Total	BYU	HOW	UF	LOU	ECU
Dwayne Boyles	19-16	35	6-2	3-1	2-2	4-3	4-8
Mekhi LaPointe	25-8	33	8-2	4-0	4-3	1-1	8-2
DJ Gordon IV	17-15	32	3-2	5-2	-	4-5	5-6
TJ Robinson	16-7	23	4-1	3-2	3-2	6-2	-
Antonio Grier	12-9	21	1-2	-	5-5	6-2	DNP
Tramel Logan	10-9	19	4-0	3-2	0-1	1-4	2-2
Timarcus Simpson	12-3	15	2-0	3-0	2-2	3-0	2-1
Jayden Curry	7-7	14	3-2	3-2	0-1	0-1	1-1
Rashad Cheney Jr.	6-8	14	2-1	2-4	-	0-2	2-1
Jatorian Hansford	8-4	12	2-0	3-0	1-1	1-3	1-0
Matthew Hill	6-6	12	1-1	DNP	0-2	4-2	1-1
Jason Vaughn	8-2	10	1-0	2-1	0-1	2-0	3-0
Christian Williams	6-3	9	1-0	DNP	DNP	2-1	3-2
Aamaris Brown	6-3	9	2-0	2-1	1-1	0-1	1-0
Davon Hicks	4-5	9	1-0	2-2	DNP	0-1	1-2
Eddie Kelly	4-5	9	1-0	0-1	0-2	3-1	0-1
Jhalyn Shuler	3-3	6	-	1-2	-	1-1	1-0
Jaelen Stokes	3-3	6	-	3-2	DNP	DNP	0-1
Will Jones II	4-1	5	1-1	2-0	-	-	1-0
Ben Knox	4-0	4	-	-	1-0	-	3-0
Joshua Green	2-2	4	0-1	1-1	-	1-0	-
Daquan Evans	2-2	4	2-2	DNP	DNP	DNP	DNP
Darrien Grant	1-3	4	0-1	1-1	0-1	-	-
Rashawn Yates	2-1	3	-	1-0	0-1	1-0	DNP
Brian Norris	2-1	3	-	2-1	-	DNP	DNP
Ray Thornton III	1-2	3	DNP	-	1-1	0-1	DNP
Nick Bags	0-3	3	-	0-2	-	0-1	DNP
Logan Berryhill	2-0	2	-	-	-	2-0	-
De'Juan Sease	1-1	2	-	-	DNP	1-1	-
Jonathan Ross	1-0	1	-	1-0	-	-	-
Sean Atkins	1-0	1	-	-	-	1-0	-
Omarion Dollison	1-0	1	1-0	-	-	-	DNP
Keeon Terrell	1-0	1	DNP	1-0	DNP	DNP	DNP
Mac Harris	0-1	1	-	0-1	-	-	-
Lewai Mitchell	0-1	1	DNP	DNP	DNP	0-1	DNP

GAME-BY-GAME TFL

PLAYER	BYU	HOWARD	@FLORIDA	@LOU	ECU	@CINY	TULANE	@HOU	@TEMPLE	SMU	@TULSA	UCF
GORDON IV, DJ LB	5.5	-	1.5-1	-	3.0-6	1.0-1						
BOYLES, Dwayne LB	3.5	2.0-2	-	-	0.5-1	1.5-4						
HANSFORD, Jatorian DE	3.0	1.0-1	1.0-2	1.0-2	0.5-2	-						
CHENEY JR., Rashad DL	3.0	-	0.5-1	-	-	2.5-4						
VAUGHN, Jason DE	3.0	1.0-4	-	-	-	2.0-12						
LOGAN, Tramel DE	2.0	2.0-8	-	-	1.0-3	-						
LaPOINTE, Mekhi DB	2.0	-	-	2.0-7	-	-						
HICKS, Davon LB	1.5	-	1.5-6	-	-	-						
JONES II, Will S	1.0	1.0-4	-	-	-	-						
STOKES, Jaelen S	1.0	-	1.0-5	-	-	-						
SIMPSON, T-Mac S	1.0	-	1.0-21	-	-	-						
SHULER, Jhalyn LB	1.0	-	1.0-3	-	-	-						
GREEN, Joshua CB	1.0	-	1.0-3	-	-	-						
ROSS, Jonathan DE	1.0	-	1.0-7	-	-	-						
TERRELL, Keeon DE	1.0	-	1.0-5	-	-	-						
ROBINSON, TJ CB	0.5	-	0.5-1	-	-	-						
GRIER, Antonio LB	0.5	-	-	0.5-1	-	-						
KELLY, Eddie DL	0.5	-	-	0.5-0	-	-						
TOTAL	29.0	7.0	11.0	4.0	5.0-12	7.0-21						

NCAA/CONFERENCE RANKINGS - TEAM

Statistic	National Conference		Value	National Leader	Value	Conference	
	Rank	Rank				Leader	Value
3rd Down Conversion Pct (131 ranked)	90	10	0.359	Minnesota	0.703	SMU	0.515
3rd Down Conversion Pct Defense (131 ranked)	113	11	0.453	Minnesota	0.179	Temple	0.237
4th Down Conversion Pct (129 ranked)	50	5	0.571	4 teams tied	1.000	Cincinnati	0.800
4th Down Conversion Pct Defense (131 ranked)	117	11	0.727	4 teams tied	0.000	Cincinnati	0.100
Blocked Kicks (25 ranked)				Central Mich.	5	Temple UCF	3 3
Blocked Kicks Allowed (131 ranked)	1	1	0	80 teams tied	0	6 teams tied	0
Blocked Punts (15 ranked)				Central Mich. South Carolina	4 4	Temple	3
Blocked Punts Allowed (131 ranked)	1	1	0	101 teams tied	0	7 teams tied	0
Completion Percentage (131 ranked)	116	10	0.542	Maryland	0.750	East Carolina	0.687
Defensive TDs (24 ranked)				Cincinnati	4	Cincinnati	4
Fewest Penalties (131 ranked)	35	7	27	Navy	13	Navy	13
Fewest Penalties Per Game (131 ranked)	32	7	5.40	Michigan	2.80	Navy	3.25
Fewest Penalty Yards (131 ranked)	24	5	203	Navy	113	Navy	113
Fewest Penalty Yards Per Game (131 ranked)	19	4	40.60	Michigan	26.80	Navy	28.25
First Downs Defense (131 ranked)	119	11	123	James Madison	46	Navy	63
First Downs Offense (131 ranked)	103	9	87	Fla. Atlantic	146	Tulsa	126
Fumbles Lost (131 ranked)	50	3	3	6 teams tied	0	East Carolina Memphis	2 2
Fumbles Recovered (111 ranked)	17	1	5	Duke LSU	8 8	South Fla.	5
Kickoff Return Defense (131 ranked)	50	5	19.00	Colorado	0.00	Temple	13.75
Kickoff Returns (129 ranked)	25	3	24.52	Miami (FL)	40.00	SMU	31.50
Net Punting (131 ranked)	85	8	38.10	Michigan St.	45.79	Cincinnati	44.68
Passes Had Intercepted (130 ranked)	103	9	6	6 teams tied	0	Memphis	1
Passes Intercepted (116 ranked)	55	4	4	Southern California	12	Memphis	8
Passing Offense (131 ranked)	113	10	174.0	UTSA	365.8	SMU	353.0
Passing Yards Allowed (131 ranked)	113	9	269.4	Tulane	123.6	Tulane	123.6
Passing Yards per Completion (131 ranked)	89	11	11.30	Army West Point	25.39	Navy	19.81
Punt Return Defense (131 ranked)	113	10	13.40	Army West Point	-10.00	East Carolina	-4.20
Punt Returns (131 ranked)	52	6	8.71	Kansas St.	51.00	Cincinnati	14.75
Red Zone Defense (126 ranked)	38	4	0.773	UCF	0.400	UCF	0.400
Red Zone Offense (131 ranked)	98	10	0.765	6 teams tied	1.000	Memphis	0.955
Rushing Defense (131 ranked)	126	11	218.0	James Madison	46.2	Navy	101.8
Rushing Offense (131 ranked)	53	3	172.4	Air Force	369.8	UCF	275.8
Sacks Allowed (131 ranked)	20	2	1.00	Oregon	0.20	Temple	0.80
Scoring Defense (131 ranked)	122	11	38.0	Illinois	8.4	UCF	13.5
Scoring Offense (131 ranked)	101	9	24.4	Ohio St.	48.8	Cincinnati	40.2
Tackles for Loss Allowed (131 ranked)	39	3	4.60	Ball St. Ga. Southern UCLA	2.80 2.80 2.80	Tulane	4.00
Team Passing Efficiency (131 ranked)	124	11	104.21	Air Force	201.77	East Carolina	165.09
Team Passing Efficiency Defense (131 ranked)	122	10	156.87	Illinois	79.67	UCF	106.14
Team Sacks (131 ranked)	104	8	1.40	Cincinnati	4.60	Cincinnati	4.60
Team Tackles for Loss (131 ranked)	28	5	6.8	Cincinnati	10.0	Cincinnati	10.0
Time of Possession (131 ranked)	103	8	28:13	Minnesota	37:58	Navy	36:09
Total Defense (131 ranked)	127	11	487.4	James Madison	217.5	Tulane	259.6
Total Offense (131 ranked)	102	9	346.4	Tennessee	559.2	SMU	506.2
Turnover Margin (131 ranked)	59	4	0.00	Southern California	2.80	Memphis	1.80
Turnovers Gained (131 ranked)	29	3	9	Coastal Carolina Southern California	15 15	Memphis	12
Turnovers Lost (131 ranked)	94	9	9	4 teams tied	1	Memphis	3
Winning Percentage (130 ranked)	118	11	0.200	16 teams tied	1.000	Cincinnati Memphis Tulane	0.800 0.800 0.800

NCAA/CONFERENCE RANKINGS - INDIVIDUAL

Statistic	Player	National Rank	Conference Rank	Value	National Leader	Value	Conference Leader	Value
All Purpose (200 ranked)	Brian Battie Jimmy Horn Jr. Xavier Weaver	10 89 144	1 8 17	151.00 96.25 83.75	Johnnie Lang, Arkansas St.	187.20	Brian Battie, South Fla.	151.00
Blocked Kicks (2 ranked)					De'Von Fox, Temple	3	De'Von Fox, Temple	3
Combined Kick Returns (198 ranked)	Brian Battie Jimmy Horn Jr. Michel Dukes	6 86 111	1 6 10	337 121 106	Johnnie Lang, Arkansas St.	517	Brian Battie, South Fla.	337
Completion Percentage (122 ranked)	Gerry Bohanon	107	10	0.557	J.J. McCarthy, Michigan	0.786	Holton Ahlers, East Carolina	0.686
Completions Per Game (100 ranked)	Gerry Bohanon	98	10	14.60	Will Rogers, Mississippi St.	34.20	Tanner Mordecai, SMU	24.25
Field Goal Percentage (104 ranked)	Spencer Shrader	86	7	0.600	17 players tied	1.000	Chris Howard, Memphis	1.000
Field Goals Per Game (129 ranked)	Spencer Shrader	98	8	0.60	Jack Podlesny, Georgia	2.40	Bubba Baxa, Houston	1.80
Forced Fumbles (54 ranked)	Jatorian Hansford Matthew Hill	10 54	1 6	0.40 0.25	Jacoby Windmon, Michigan St.	1.00	4 players tied	0.40
Fumbles Recovered (27 ranked)	Jayden Curry Brian Battie Matthew Hill Rashawn Yates	1 27 27 27	1 4 4 4	2 1 1 1	26 players tied	2	Xavier Cullens, Memphis Jayden Curry, South Fla. Tre'mon Morris-Brash, UCF	2 2 2
Interceptions Per Game (92 ranked)					4 players tied	0.8	Xavier Cullens, Memphis Ja'von Hicks, Cincinnati Quindell Johnson, Memphis	0.4 0.4 0.4
Kickoff Return TDs (1 ranked)	Jimmy Horn Jr.	1	1	1	16 players tied	1	Jimmy Horn Jr., South Fla.	1
Kickoff Returns (70 ranked)	Brian Battie	51	4	19.8	Barion Brown, Kentucky	47.7	Peyton Sawyer, Houston	24.8
Passes Defended (51 ranked)					Joey Porter Jr., Penn St.	2.0	Alex Hogan, Houston	1.8
Passing Efficiency (122 ranked)	Gerry Bohanon	118	10	106.8	Max Duggan, TCU	202.2	Holton Ahlers, East Carolina	167.0
Passing TDs (104 ranked)					Drake Maye, North Carolina Will Rogers, Mississippi St.	19 19	Holton Ahlers, East Carolina	15
Passing Yards (130 ranked)	Gerry Bohanon	98	9	822	Michael Penix Jr., Washington	1,733	Davis Brin, Tulsa	1,555
Passing Yards Per Game (130 ranked)	Gerry Bohanon	106	10	164.4	Michael Penix Jr., Washington	346.6	Tanner Mordecai, SMU	346.2
Passing Yards per Completion (122 ranked)	Gerry Bohanon	82	10	11.26	Kaidon Salter, Liberty	15.56	Davis Brin, Tulsa	15.40
Points Responsible For (161 ranked)					Drake Maye, North Carolina	134	Holton Ahlers, East Carolina	102
Points Responsible For Per Game (191 ranked)					Drake Maye, North Carolina	26.8	Holton Ahlers, East Carolina	20.4
Punt Return TDs (3 ranked)					Quadric Bullard, UCF Eric Garror, Louisiana	2 2	Quadric Bullard, UCF	2
Punt Returns (68 ranked)					Anthony Gould, Oregon St.	20.5	Xavier Townsend, UCF	12.0
Punting (78 ranked)					Bryce Baringer, Michigan St.	53.3	Joe Doyle, Memphis	49.2
Receiving TDs (119 ranked)	Jimmy Horn Jr.	119	11	2	LaJohntay Wester, Fla. Atlantic	8	Tyler Scott, Cincinnati	6
Receiving Yards (200 ranked)	Xavier Weaver Jimmy Horn Jr.	95 169	10 15	307 242	Ali Jennings, Old Dominion	688	Keylon Stokes, Tulsa	613
Receiving Yards Per Game (199 ranked)	Xavier Weaver Jimmy Horn Jr.	48 112	8 13	76.8 60.5	Rashee Rice, SMU	141.2	Rashee Rice, SMU	141.2
Receptions Per Game (199 ranked)	Xavier Weaver	30	5	6.2	Xavier Hutchinson, Iowa St.	9.8	Rashee Rice, SMU	8.5
Rush Yards Per Carry (160 ranked)	Brian Battie	3	2	7.67	Keaton Mitchell, East Carolina	8.39	Keaton Mitchell, East Carolina	8.39
Rushing TDs (107 ranked)	Brian Battie Michel Dukes Jaren Mangham	107 107 107	9 9 9	3 3 3	Blake Corum, Michigan	10	Tyjae Spears, Tulane Brandon Thomas, Memphis	6 6
Rushing Yards (200 ranked)	Brian Battie Gerry Bohanon	48 180	2 14	391 210	Chase Brown, Illinois	733	John Rhys Plumlee, UCF	404
Rushing Yards Per Game (200 ranked)	Brian Battie	50	3	78.2	DeWayne McBride, UAB	173.7	John Rhys Plumlee, UCF	101.0
Sacks (97 ranked)					Drew Sanders, Arkansas	1.30	Derek Parish, Houston	1.25
Scoring (151 ranked)					Blake Corum, Michigan Mohamed Ibrahim, Minnesota DeWayne McBride, UAB	12.0 12.0 12.0	Bubba Baxa, Houston Zack Long, Tulsa	8.6 8.6
Solo Tackles (42 ranked)	Mekhi LaPointe	42	3	5.0	Shaun Dolac, Buffalo	7.4	Ivan Pace Jr., Cincinnati	6.0
Tackles For Loss (39 ranked)					Ivan Pace Jr., Cincinnati	2.7	Ivan Pace Jr., Cincinnati	2.7
Total Interceptions (92 ranked)	Dwayne Boyles Aamaris Brown Jayden Curry Mekhi LaPointe	92 92 92 92	4 4 4 4	1 1 1 1	4 players tied	4	Xavier Cullens, Memphis Ja'von Hicks, Cincinnati Quindell Johnson, Memphis	2 2 2
Total Offense (200 ranked)	Gerry Bohanon Brian Battie	94 181	9 13	206.4 78.2	Frank Harris, UTSA	383.4	Tanner Mordecai, SMU	350.0
Total Points Scored (129 ranked)					Blake Corum, Michigan	60	Bubba Baxa, Houston Zack Long, Tulsa	43 43
Total Tackles (476 ranked)	Dwayne Boyles Mekhi LaPointe DJ Gordon IV Antonio Grier TJ Robinson	125 172 195 350 476	9 14 16 32 43	7.0 6.6 6.4 5.2 4.6	Jason Henderson, Old Dominion	16.0	Ivan Pace Jr., Cincinnati	11.2
Total Touchdowns (107 ranked)					Blake Corum, Michigan	10	Tyjae Spears, Tulane	7
Yards per Pass Attempt (122 ranked)	Gerry Bohanon	105	10	6.27	Max Duggan, TCU	10.61	Michael Pratt, Tulane	9.43
Yards per Reception (200 ranked)	Jimmy Horn Jr.	17	2	20.17	Cyrus Allen, Louisiana Tech	25.33	Jordan Kerley, SMU	22.17

WIDE RECEIVERS/TIGHT ENDS

#1 WR KHAFRE BROWN

Receptions..... 3, vs. Syracuse (2020)
 Receiving Yards..... 87, vs. Wake Forest (2020)
 Long Reception..... 76, at Virginia (2020)
 Receiving TDs..... 1, 2X, last at Boston College (2020)

#4 WR OMARION DOLLISON

Receptions..... 6, vs. Tulsa (10/23/20)
 Receiving Yards..... 64, at Temple (10/17/20)
 Long Reception..... 51, vs. ECU (10/10/20)
 Receiving TDs..... 1, at Houston (11/14/20)
 Rushes..... 1, (2X), last at Temple (10/17/20)
 Rushing Yards..... 19 vs. The Citadel (9/12/20)
 Long Rush..... 19 vs. The Citadel (9/12/20)
 Punt Return Yards..... 0, vs. The Citadel (9/12/20)
 Long Punt Return..... 0, vs. The Citadel (9/12/20)
 Punt Return TDs..... 1, vs. The Citadel (9/12/20)
 Long Kickoff Return..... 19, at Houston (11/14/20)
 Kickoff Return Yards..... 34, at Houston (11/14/20)
 Kickoff Return Average..... 17.0, at Houston (11/14/20)

#5 WR JIMMY HORN JR.

Receptions..... 8, vs. ECU (10/1/22)
 Receiving Yards..... 180, vs. ECU (10/1/22)
 Long Reception..... 91, vs. ECU (10/1/22)
 Receiving TDs..... 2, vs. ECU (10/1/22)
 Rushes..... 2, at ECU (10/28/21)
 Rushing Yards..... 10, vs. ECU (10/1/22)
 Long Rush..... 10, vs. ECU (10/1/22)
 Kickoff Return Yards..... 89 (TD), vs. BYU (9/3/2022)

#6 WR AJOU AJOU

Receptions..... 2, 2X, last at Syracuse (2021)
 Receiving Yards..... 36, at Pitt (2021)
 Long Reception..... 36, at Pitt (2021)
 Receiving TDs..... 1, at Georgia Tech (2020)

#7 WR SINCERE BROWN

Receptions..... 1, vs. The Citadel (9/12/20)
 Receiving Yards..... 19, vs. The Citadel (9/12/20)
 Long..... 19, vs. The Citadel (9/12/20)

#8 WR LATRELL WILLIAMS

Receptions..... 8, vs. ECU (10/10/20)
 Receiving Yards..... 93, vs. ECU (10/10/20)
 Long Reception..... 40, vs. FAMU (9/18/21)
 Receiving TDs..... 0

#10 WR XAVIER WEAVER

Receptions..... 8, at Florida (9/17/22)
 Receiving Yards..... 113, vs. BYU (9/3/22)
 Long..... 50, vs. BYU (9/3/22)
 Receiving TDs..... 1, (2x), last at ECU (10/28/21)
 Rushes..... 1, at BYU (9/25/21)
 Rushing Yards..... 3, at BYU (9/25/21)
 Long Rush..... 3, at BYU (9/25/21)
 Rushing TDs..... 1, at BYU (9/25/21)

#11 WR YUSUF TERRY

Receptions..... 6, vs. TCU (10/31/20)
 Receiving Yards..... 69, vs. TCU (10/31/20)
 Long..... 27, vs. TCU (10/31/20)

#38 WR SEAN ATKINS

Receptions..... 2, (3x), last at Louisville (9/24/22)
 Receiving Yards..... 35, at Louisville (9/24/22)
 Long..... 23, vs. Florida (9/11/21)
 Receiving TD..... 0

#23 WR HOLDEN WILLIS

Receptions..... 2, vs. Cincinnati (11/12/21)
 Receiving Yards..... 43, vs. Cincinnati (11/12/21)
 Long Reception..... 32, vs. Cincinnati (11/12/21)

#86 TE CHRIS MOTTILLO

Receptions..... 2, vs. Princeton (2019)
 Receiving Yards..... 32, at Columbia (2021)
 Long Reception..... 32, at Columbia (2021)
 Receiving TDs..... -

#87 TE GUNNAR GREENWALD

Receptions..... 2, (2x), last vs. Howard (9/10/22)
 Receiving Yards..... 25, vs. Howard (9/10/22)
 Long Reception..... 16, vs. Howard (9/10/22)
 Receiving TDs..... -

#88 TE CHRIS CARTER

Receptions..... 3, at Tulane (11/20/21)
 Receiving Yards..... 19, vs. Houston (11/6/21)
 Long Reception..... 14, vs. Houston (11/6/21)
 Receiving TDs..... 1, vs. Houston (11/6/21)

QUARTERBACKS

#11 QB GERRY BOHANON

Completions..... 18 (3x), last vs. ECU (10/1/22)
 Attempts..... 30, vs. Texas (10/30/21)
 Passing Yards..... 336, vs. West Virginia (10/9/21)
 Long Pass..... 91, vs. ECU (10/1/22)
 Passing TDs..... 4, vs. West Virginia (10/9/21)
 Rushes..... 15, at Florida (9/17/22)
 Rushing Yards..... 107, vs. Oklahoma (11/13/21)
 Long Rush..... 38, vs. UTSA (9/7/19)
 Rushing TDs..... 2, vs. Oklahoma (11/13/21)
 Total Yards..... 346, vs. West Virginia (10/9/21)

#12 QB KATRAVIS MARSH

Completions..... 15, at ECU (10/28/21)
 Attempts..... 30, at ECU (10/28/21)
 Passing Yards..... 192, at ECU (10/28/21)
 Long Pass..... 33, at ECU (10/28/21)
 Passing TDs..... 1, at ECU (10/28/21)
 Rushes..... 3, at ECU (10/28/21)
 Rushing Yards..... 20, at ECU (10/28/21)
 Long Rush..... 9, at ECU (10/28/21)
 Rushing TDs..... 0
 Total Yards..... 212, at ECU (10/28/21)

RUNNING BACKS

#0 RB JARREN MANGHAM

Rushes..... 26, (2x), last vs. Temple (10/23/21)
 Rushing Yards..... 152, vs. Temple (10/23/21)
 Long Rush..... 24, (2x), last at ECU (10/28/21)
 Rushings TDs..... 3, vs. FAMU (9/18/21)
 Receptions..... 3, vs. BYU (9/3/22)
 Receiving Yards..... 14, (2X), last vs. BYU (9/3/22)
 Long Reception..... 30, at UCF (11/26/21)

#2 RB MICHEL DUKES

Rushes..... 7, (2x), last at Florida (9/17/22)
 Rushing Yards..... 46, vs. Charlotte (2019)
 Long Rush..... 29, at Georgia Tech (2020)
 Rushings TDs..... 2, vs. Howard (9/10/22)
 Receptions..... 1, (2x), last vs. Howard (9/10/22)
 Receiving Yards..... 3, 2x, last vs. Howard (9/10/22)
 Long Kickoff Return..... 34, vs. ECU (10/1/22)
 Kickoff Return Yards..... 75, vs. ECU (10/1/22)
 Kickoff Return Average..... 31.0, vs. Howard (9/10/22)

#3 RB KELLEY JOINER

Rushes..... 15, at Tulane (11/20/21)
 Rushing Yards..... 126, vs. Temple (10/23/21)
 Long Rush..... 51, vs. SC State (9/14/19)
 Rushings TDs..... 1, (3x), last at Tulane (11/20/21)
 Receptions..... 4, vs. Houston (11/6/21)
 Receiving Yards..... 78, at Memphis (11/7/20)
 Receiving TDs..... 1, at Memphis (11/7/20)
 Long Reception..... 75, at Memphis (11/7/20)

#21 RB BRIAN BATTIE

Rushes..... 17, at Florida (9/17/22)
 Rushing Yards..... 150, at Florida (9/17/22)
 Long..... 60, vs. Howard (9/10/22)
 Rushing TD..... 1, (4x), last at Florida (9/17/22)
 Long Kickoff Return..... 100, (3x), last vs. Houston (11/6/21)
 Kickoff Return TDs..... 2, vs. Houston (11/6/21)
 Kickoff Return Yards..... 208, vs. Houston (11/6/21)
 Kickoff Return Average..... 69.3, vs. Houston (11/6/21)
 Receptions..... 2, (2x), last at BYU (9/25/21)
 Receiving Yards..... 27, at Houston (11/14/20)
 Long Reception..... 16, at Houston (11/14/20)

#26 RB YASIAS YOUNG

Rushes..... 4, 2x, last vs. Temple (10/23/21)
 Rushing Yards..... 22, vs. Temple (10/23/21)
 Long Rush..... 13, vs. Temple (10/23/21)
 Rushings TDs..... 1, vs. FAMU (9/18/21)

#41 RB MYCHAEAL HAMILTON

Rushes..... 4, vs. Temple (10/23/21)
 Rushing Yards..... 13, vs. Howard (9/10/22)
 Long Rush..... 12, vs. Howard (9/10/22)

#22 RB K'WAN POWELL

Rushes..... 8, at Louisville (9/24/22)
 Rushing Yards..... 45, at Louisville (9/24/22)
 Long Rush..... 37, at Louisville (9/24/22)
 Rushings TDs..... 1, vs. Howard (9/10/22)

#40 RB JASON ALBRITTON

Rushes..... 2, vs. Howard (9/10/22)
 Rushing Yards..... 9, vs. Howard (9/10/22)
 Long Rush..... 5, vs. Howard (9/10/22)

SPECIALISTS

#32 K SPENCER SHRADER

Field Goals..... 4, at Memphis (11/7/20)
 Long Field Goal..... 52, vs. Temple (10/23/21)
 Points..... 13, at Memphis (11/7/20)
 PAT..... 6-of-6, at East Carolina (11/26/19)
 TD..... 1, at UConn (10/5/19)
 Tackles..... 1, vs. ECU (10/10/20)
 Receptions..... 1, vs. Tulsa (10/16/21)
 Receiving Yards..... 7, vs. Tulsa (10/16/21)

#36 P ANDREW STOKES

Punts..... 8, at NC State (9/2/21)
 Yards..... 361, at NC State (9/2/21)
 Avg..... 48.0, at BYU (9/25/21)
 Long..... 66, at NC State (9/2/21)
 Inside 20..... 3, at Tulane (11/20/21)
 Tackles..... 1, at BYU (9/25/21)

#41 P COLIN MCCREARY

Punts..... 5, vs. ECU (10/1/22)
 Yards..... 222, vs. ECU (10/1/22)
 Avg..... 44.4, vs. ECU (10/1/22)
 Long..... 54, vs. ECU (10/1/22)
 Inside 20..... -

DEFENSIVE BACKS

#0 DB DAQUAN EVANS

Tackles..... 8, (2x), last vs. Tulsa (10/16/21)
 INT..... 1, (4X), at Memphis (11/7/20)
 PBU..... 1, (4x), last vs. Houston (11/6/21)
 TFL..... 1.0, (2x), last at Tulane (11/20/21)
 FR..... 1, vs. Cincinnati (11/12/21)

#1 DB MATTHEW HILL

Tackles..... 11, at SMU (10/2/21)
 TFL..... -
 Sacks..... -
 INT..... 1, at NC State (9/2/21)
 PBU..... 1, (2x), last at ECU (10/28/21)
 FF..... 1, at Louisville (9/24/22)
 FR..... 1, 2X, last at Louisville (9/24/22)

#2 DB TJ ROBINSON

Tackles..... 8, at Louisville (9/24/22)
 TFL..... 0.5, vs. Howard (9/10/22)
 Sacks..... -
 INT..... -
 PBU..... 1, (3x), last vs. Cincinnati (11/12/21)
 QBH..... 1, at Florida (9/17/22)

#4 DB CHRISTIAN WILLIAMS

Tackles..... 5, vs. ECU (10/1/22)
 TFL..... 1, vs. Cincinnati (11/12/21)
 Sacks..... -
 INT..... 1, (2x), last at Tulane (11/20/21)
 PBU..... 1, (4x), last vs. Houston (11/6/21)
 QBH..... 1, at ECU (10/28/21)

#7 DB WILL JONES

Tackles..... 5, vs. TCU (10/10/20)
 TFL..... -
 Sacks..... -
 INT..... 1, vs. Arkansas State (9/12/20)
 PBU..... -
 FR..... -
 Blocked Punt..... 1, vs. Arkansas State (9/12/20)

#8 S CHRISTOPHER TOWNSEL

Tackles..... 11, at Houston (11/14/20)
 TFL..... 1.0, (2x), last at Memphis (11/7/20)
 INT..... 1, at Cincinnati (10/3/20)
 PBU..... 1, at Memphis (11/7/20)

#9 CB AAMARIS BROWN

Tackles..... 3, (3X), last vs. Howard (9/10/22)
 TFL..... -
 INT..... 1, at Florida (9/17/22)
 PBU..... 1, vs. BYU (9/3/22)
 FR..... 1, at West Virginia (2020)

#15 S JAYDEN CURRY

Tackles..... 5, (4x), last vs. Howard (9/10/22)
 PBU..... 1, vs. Florida (9/11/21)
 FF..... 1, at ECU (10/28/21)
 FR..... 1, (2x), last vs. ECU (10/1/22)
 INT..... 1, vs. Howard (9/10/22)

#18 S RAY THORNTON

Tackles..... 6, vs. UConn (2021)
 Sacks..... -
 TFL..... -

#21 DB JAELEN STOKES

Tackles..... 5, vs. Howard (9/10/22)
 INT..... -
 Sacks..... 1.0, vs. Howard (9/10/22)
 TFL..... 1.0, vs. Howard (9/10/22)

#22 DB MEKHI LaPOINTE

Tackles..... 11, vs. UConn (10/20/18)
 TFL..... 2.0, (2x), last at Florida (9/17/22)
 INT..... 1, (6X) last vs. BYU (9/3/22)
 PBU..... 1, (6X), last at ECU (10/28/21)
 Sacks..... 1, at Florida (9/17/22)

#33 DB TIMARCUS SIMPSON

Tackles..... 4, at Florida (9/17/22)
 TFL..... 1, vs. Howard (9/10/22)
 FF..... vs. Howard (9/10/22)

DEFENSIVE LINE

#6 DT RASHAWN YATES

Tackles..... 5, at Cincinnati (10/3/20)
 Sacks..... 1.0, (5X), last vs. UCF (11/27/20)
 TFL..... 2.0, at Georgia Tech (9/7/19)
 FF..... 1, vs. The Citadel (9/12/20)
 FR..... 1, vs. Howard (9/10/22)
 QBH..... 1, (2x), last at ECU (10/28/21)

#13 DE TRAMEL LOGAN

Tackles..... 6, at Louisville (9/24/22)
 Sacks..... 1.0, (2x), last vs. Cincinnati (11/12/21)
 TFL..... 2.0, vs. BYU (9/3/22)
 PBU..... 1, (3x), last vs. Tulsa (10/16/21)
 QBH..... 1, at ECU (10/28/21)

#16 DE EDDIE KELLY

Tackles..... 2, at Florida (9/17/22)
 Sacks..... -
 TFL..... 0.5, at Florida (9/17/22)
 PBU..... 1, vs. Howard (9/10/22)

#19 DE JONATHAN ROSS

Tackles..... 1, vs. Howard (9/10/22)
 Sacks..... 1.0, vs. Howard (9/10/22)
 TFL..... 1.0, vs. Howard (9/10/22)

#28 DE JATORIAN HANSFORD

Tackles..... 3, vs. Howard (9/10/22)
 TFL..... 1, (5x), last at Florida (9/17/22)
 Sacks..... 1, (2X), last vs. BYU (9/3/22)
 FF..... 1, vs. Howard (9/10/22)

#40 DE JASON VAUGHN

Tackles..... 6, at Notre Dame (9/19/20)
 TFL..... 2.0, vs. ECU (10/1/22)
 Sacks..... 1.0, vs. ECU (10/1/22)
 FF..... 1, vs. Tulsa (10/16/21)

#90 DT RASHAD CHENEY

Tackles..... 6, vs. Howard (9/10/22)
 TFL..... 2.5, vs. ECU (10/1/22)
 Sacks..... -
 FF..... -

#99 DE DARRIEN GRANT

Tackles..... 3 (2X), last at NC State (9/2/21)
 TFLs..... 1.0, vs. Temple (11/7/19)
 Block FG..... 1, at BYU (9/25/21)

#10 DE NICK BAGS

Tackles..... 2, vs. Howard (9/10/22)
 Sacks..... -
 TFL..... -

#94 DE KEEON TERRELL

Tackles..... 1, vs. Howard (9/10/22)
 Sacks..... 1.0, vs. Howard (9/10/22)
 TFL..... 1.0, vs. Howard (9/10/22)

LINEBACKERS

#5 LB ANTONIO GRIER, JR.

Tackles..... 14, vs. Cincinnati (11/12/21)
 TFL..... 2.5, (2x), last vs. Houston (11/6/21)
 Sacks..... 2.0, vs. BYU (10/12/19)
 FF..... 1, (5X) last at ECU (10/28/21)
 FR..... 1, (2x) last vs. Tulsa (10/16/21)
 Def TD..... 1, vs. Tulsa (10/16/21)
 INT..... 1, 2x, last vs. Temple (10/23/21)
 PBU..... 1, at East Carolina (10/26/19)
 QBH..... 1, at BYU (9/25/21)

#8 LB DJ GORDON IV

Tackles..... 11, vs. ECU (10/1/22)
 TFL..... 3.0, at Louisville (9/24/22)
 Sacks..... -
 FF..... 1, 2X, last at Louisville (9/24/22)
 FR..... -
 QBH..... 1, vs. ECU (10/1/22)
 INT..... 1, vs. Iowa (2020)

#11 LB DWAYNE BOYLES, JR.

Tackles..... 14, at ECU (10/28/21)
 Sack..... 1, (2X), last vs. Temple (11/7/19)
 TFL..... 3.0, (2X) last vs. The Citadel (9/12/20)
 INT..... 1, (4x), last at Florida (9/17/22)
 PBU..... 1, (7X), last vs. FAMU (9/18/21)
 FF..... 2, vs. Cincinnati (11/12/21)
 FR..... 1, (2x), last at ECU (10/28/21)
 Blocked Kick..... 1 (FG), at Temple (10/17/20)

#17 LB JHALYN SHULER

Tackles..... 3, vs. Howard (9/10/22)
 Sacks..... -
 TFL..... 1.0, vs. Howard (9/10/22)

#23 DAVON HICKS

Tackles..... 4, vs. Howard (9/10/22)
 TFL..... 1.5, vs. Howard (9/10/22)
 Sacks..... 0
 FR..... 0
 INT..... 0

#24 LB MAC HARRIS

Tackles..... 8, at Cincinnati (10/3/20)
 INT..... 1, at Cincinnati (10/3/20)

#29 LB BRIAN NORRIS

Tackles..... 11, at Cincinnati (10/3/20)
 TFL..... 1, vs. South Carolina State (9/14/19)
 Sacks..... 1.0, vs. South Carolina State (9/14/19)
 FF..... 1, vs. South Carolina State (9/14/19)

USF ATHLETIC COMMUNICATIONS

4202 E. Fowler Ave., ATH 100,
Tampa, FL 33620
OFFICE: 813-974-2125 FAX: 813-974-5328

**Associate AD/Communications/
Football Contact:** Brian Siegrist
Siegrist@USF.edu
Cell: 813-293-3897
**Associate Communications Director/
Secondary Football:** Dave Albrecht
Albrecht25@usf.edu
Cell: 561-525-4997
**Associate Communications Director/
Secondary Football:** Mike Hogan
MHogan@USF.edu
Cell: 813-469-0616

Website: www.GoUSFBulls.com



USF MEDIA POLICIES

WEEKLY PRESS CONFERENCE

USF holds a weekly press conference every TUESDAY at 11:30 a.m. during regular game weeks. Head coach Jeff Scott and selected players will be available in person in the Lee Roy Selmon Athletics Center.

Scott will also conduct a weekly update via ZOOM on THURSDAYS at 11:30 a.m. Links for that ZOOM call will be provided weekly.

Defensive Coordinator Bob Shoop and Offensive Coordinator Travis Trickett will be available via ZOOM on Wednesday's at 11:30 a.m.

CREDENTIAL REQUESTS

The online application for football credentials for the 2022 season can be found at https://gousfbulls.com/sb_output.aspx?form=25 . If you are requesting multiple credentials for a group, a form must be submitted for each person and emails provided for screening. Individual game credential requests must be made a week prior to each game. Credential requests will be determined on a game-by-game basis and notifications on confirmation or denial provided by Tuesday of game weeks.

Credentials will be available for pickup at Raymond James Stadium ONLY on game days at the south plaza will call window (far right).

INTERVIEW POLICIES

Under no circumstances should media members contact USF coaches or student-athletes without prior consent and approval from Associate Director of Athletics Brian Siegrist or Associate Communications Director Dave Albrecht. The same policy applies to the family members of student-athletes. To request interviews outside of regularly-scheduled availabilities, please contact the USF Communications department at least 24 hours in advance. Only head coach Jeff Scott, defensive coordinator Bob Shoop and offensive coordinator Travis Trickett are available from the coaching staff to speak with the media during the season. Freshman student-athletes are not available to the media until they have competed in a game for USF.

PLAYER INTERVIEWS

Players will be available twice per week during a normal game week. Those availabilities will occur after practices on Tuesday and during requested one-on-one periods on Thursday. To request a specific player for a one-on-one feature interview, please contact the USF Communications department at least 24 hours in advance.

STAFF INTERVIEWS

Coach Scott will be available two times per week during normal game weeks. Scott is available Tuesday during his weekly press conference (11:30 a.m.) and Thursday during his weekly ZOOM update (11:30 a.m.). He can also be heard on Monday evenings on the USF Football Radio Show on 102.5 The Bone. USF Offensive and defensive coordinators will be available after practice on Wednesdays. No other football coaching staff members are available to speak with the media.

POSTGAME POLICY

The USF locker room is closed at all times. Coach Scott will address the media following his postgame with the team. USF will take interview requests for players at the beginning of the fourth quarter and will provide 5-6 players post-game. On the road, USF will conduct interviews via ZOOM, with Coach Scott and 3-4 players available. All ZOOM links will be provided prior to game time.

COLLEGEPRESSBOX.COM

CollegePressBox.com is a great resource for media covering the Bulls and the AAC. Not only does it have media guides from the entire conference, but it also houses logos, head shots, action shots and much more. For access to the site, email Ted Gangi at webmasteratcollegepressbox.com.

▼ WEEKLY USF FOOTBALL MEDIA SCHEDULE ▼

MON	TUES	WED	THURS	FRI	SAT	SUN
OFF DAY	Weekly Presser 11:30 AM: HC Jeff Scott & Players	Coordinator ZOOM 11:30 AM: OC Travis Trickett DC Bob Shoop Radio Show 6-7 p.m. 102.5 HD-2 & Bulls Unlimited	Player one-on-ones upon request	NO availability	GAME DAY Postgame availability In person on site	NO availability

THE LAST TIME - TEAM

	USF	OPPONENT
	RUSHING	
Team had 400-499 yards:	421, vs. Temple, 10/23/21	434, at Navy, 10/19/10
Team had 300-399 yards:	302, vs. The Citadel, 9/12/20	314, vs. BYU 9/3/22
Team had 200-299 yards:	202, vs. ECU 10/1/22	283, at Louisville (9/24/22)
Had 51-100 yards:	90, at UCF, 11/26/21	110, vs. ECU 10/1/22
Had less than 50 yards:	26, vs. Wisconsin, 8/30/19	48, vs. Temple, 10/23/21
Team had 70 or more attempts:	73, vs. Temple, 10/23/21	89, at Houston, 10/27/18
Team had 60 or more attempts:	63, Temple, 9/21/17	69, at Navy, 10/31/15
Team had 50-59 attempts:	55, at Tulane, 10/28/17	51, at ECU 10/28/21
Team had fewer than 25 attempts:	23, vs. Wisconsin, 8/30/19	14, vs. Temple, 10/23/21
Team had five or more rushing touchdowns:	6, vs. Howard 9/10/22	6, at Notre Dame, 9/19/20
Team had at least three rushing touchdowns:	3, at Florida 9/17/22	4, at Louisville (9/24/22)
Team had 0 rushing touchdowns:	at Louisville (9/24/22)	at Memphis, 11/7/20
	PASSING	
Had 500+ yards passing:	503, at UCF, 11/24/17	
Had 400-499 yards passing:	404, vs. UCF, 11/27/20	465, vs. ECU 10/1/22
Had 300-399 yards passing:	306, vs. ECU, 10/10/20	311, at Tulane 11/20/21
Had less than 100 yards passing:	44, vs. Memphis, 11/23/19	84, vs. The Citadel, 9/12/20
Team had less than 50 yards passing:	44, vs. Memphis, 11/23/19	23, at Navy, 10/19/10
Had 50 or more attempts:	50, vs. Ball State, 9/10/11	50, at Memphis, 11/7/20
Had 40-49 attempts:	46, vs. Houston 11/6/21	41, vs. ECU 10/1/22
Had less than 20 attempts:	19, vs. Memphis, 11/23/19	18, vs. The Citadel, 9/12/20
Had less than 10 attempts:	Never (record-low 10 vs. Louisville, 9/24/05)	4, at Navy, 10/19/10
Had 30 or more completions:	32, vs. UCF, 11/27/20	31, vs. ECU 10/1/22
Had less than 10 completions:	6, vs. Memphis, 11/23/19	4, vs. The Citadel, 9/12/20
Team had less than five completions:	3, at Louisville, 10/22/04	4, vs. The Citadel, 9/12/20
Had five touchdown passes:	vs. Cincinnati, 11/20/15	(6), vs. ECU 10/1/22
Had four touchdown passes:	vs. UCF, 11/27/20	at SMU, 10/2/21
Had zero touchdown passes:	at Louisville (9/24/22)	at Florida 9/17/22
Had five passes intercepted:	at Cincinnati, 10/3/20	at Syracuse, 10/3/09
Had four passes intercepted:	at Cincinnati, 10/3/20 (5)	Temple, 9/21/17
Had three passes intercepted:	at NC State, 9/2/21 (3)	at Cincinnati, 10/3/20
Did not throw an interception:	at UCF, 11/26/21	vs. ECU 10/1/22
	TOTAL OFFENSE	
Had 700 or more yards:	745, vs. Florida A&M, 9/17/11	Never
Had 600 or more yards:	646, vs. UCF, 11/27/20	646, vs. Houston 11/6/21
Had 500 or more yards:	526, vs. Temple, 10/23/21	575, vs. ECU 10/1/22
Had 200 yards or less:	158, at Louisville (9/24/22)	182, Florida A&M, 9/5/15
Had 100 yards or less:	Never	85, vs. Temple 9/21/17
Ran 100 or more plays:	101, at San Jose State, 8/26/17	
Ran 90 or more plays:	94, vs. Temple, 10/23/21	96, vs. ECU, 9/22/18
Ran 85 or more plays:	93, vs. UCF, 11/27/20	86, at ECU 10/28/21
Ran 55 or fewer plays:	50, vs. Memphis, 11/23/19	48, at Florida 9/17/22
	SCORING	
Scored 80 or more points:	80, vs. Kentucky Wesleyan, 9/6/97	Never
Scored 70-79 points:	70, vs. Florida A&M, 9/17/11	Never
Scored 60-69 points:	61, at ECU 9/30/17 (Road game Record)	Never
Scored 50-59 points:	55, vs. SC State, 9/14/19	50, vs. BYU 9/3/22
Scored 40-49 points:	42, vs. Howard 9/10/22	48, vs. ECU 10/1/22
Scored less than 10 points:	3, at Louisville (9/24/22)	6, vs. The Citadel, 9/12/20
Failed to score points:	0, at NC State 9/2/21	0, Charleston Southern, 9/19/09
Won by 45 points or more:	48, vs. Florida A&M, 9/5/15	45, at NC State 9/2/21
Won by 30-44 points:	39, vs. SC State, 9/14/19	38, at Louisville 9/24/22
Won by 20-29 points:	22, vs. Howard	20, vs. ECU 10/1/22
Scored on the first drive of the game:	TD, at Tulane 11/20/21	TD, vs. ECU 10/1/22
Scoring drive of 15 or more plays:	16 (TD), vs. Cincinnati 11/12/21	15 (FG), vs. Tulsa 10/16/21
Recorded a safety:	at Houston, 10/27/18	vs. BYU 9/3/22
Scored on a blocked field goal attempt:	Nate Godwin (75), vs. Cincinnati, 10/5/13	A. Contressa, Stony Brook, 9/2/17
Scored on a blocked PAT attempt:	(Never)	Nate Hobbs, Illinois, 9/15/17
Scored a 2-point conversion:	at Florida (Atkins to Weaver pass), 9/17/22	Illinois, 9/15/17

THE LAST TIME - TEAM

	USF	OPPONENT
	TURNOVERS	
Team lost five or more turnovers:	(5) at Cincinnati, 10/3/20	(8) vs. SC State, 9/14/19
Team lost four turnovers:	vs. Cincinnati 11/12/21	(4) at Cincinnati, 10/3/20
Team lost three fumbles:	at Temple, 10/17/20	at ECU 10/28/21
Threw four or more interceptions:	5, at Cincinnati, 10/3/20	(4) vs. Temple, 9/21/17
Team did not commit a turnover:	at UCF, 11/26/21	at UCF, 11/26/21
Team recovered an on-side kick:	at Pittsburgh, 9/8/01	vs. UCF, 11/26/16
Lost a game and did not commit a turnover:	at UCF, 11/26/21	vs. Tulsa, 11/16/17
	DEFENSE	
Team recorded seven sacks:	vs. UConn, 10/15/11	9, vs. Temple, 11/9/19
Team recorded six sacks:	vs. BYU, 10/12/19	6, at UCF, 11/26/21
Team recorded five sacks:	at UConn 10/5/19	6, at UCF, 11/26/21
Team recorded 10 or more tackles for loss	11.0, vs. Howard 9/10/22	11.0, at UCF, 11/26/21
Team recorded five or more pass break-ups:	5, at SMU, 10/2/21	8, at Houston, 11/14/20
	SPECIAL TEAMS	
Returned a punt for a touchdown:	vs. The Citadel, 9/12/20	at Houston, 11/14/20
Returned a blocked punt for a touchdown:	vs. Florida A&M, 9/17/11	at Notre Dame (9/19/20)
Returned a kickoff for a touchdown:	1, vs. BYU 9/3/22	at Cincinnati, 10/3/20
Blocked a punt:	vs. Florida State, 9/29/12	at Notre Dame (9/19/20)
Punted 10 or more times:	10, at Cincinnati, 11/10/18	10, Temple, 9/21/17
Did not record a punt:	vs. Temple, 10/23/21	at Pittsburgh, 10/24/09
Blocked a field goal:	at BYU, 9/25/21	at Tulane, 10/21/17
Blocked a PAT:	vs. UConn, 10/20/18	at Cincinnati, 11/10/18
Team recovered an on-side kick:	at Pittsburgh, 9/8/01	vs. UCF, 11/26/16
Made five or more field goals:	5, vs. Temple, 9/21/17	Never
Made four or more field goals:	4, at Memphis, 11/7/20	4, at Illinois, 9/15/18
	MISCELLANEOUS	
Had 30 or more first downs:	34, vs. Temple, 10/23/21	30, vs. Cincinnati 11/12/21
Had 10 or fewer first downs:	5, vs. Memphis, 11/23/19	6, Temple, 9/21/17
Had 15 or more penalties:	16, Illinois, 9/15/17	15, Illinois, 9/15/17
Had no penalties:	Never	at Tulane 11/20/21
Had 100 or more penalty yards:	111, at Temple, 10/17/20	112, at UCF, 11/29/19
Had less than 25 penalty yards:	21 at Houston, 11/14/20	5, vs. SC State, 9/14/19
Had 35 minutes or more of possession time:	36:19 at Florida, 9/17/22	38:56, vs. Howard 9/10/22
Had 43 minutes or more of possession time:	44:35, vs. Temple, 10/23/21	

THE LAST TIME - INDIVIDUAL

	USF	OPPONENT
RUSHING		
Rushed at least 25 times:	Jaren Mangham (26), vs. Temple, 10/23/21	Greg McCrae (25), vs. UCF, 11/27/20
Rushed at least 30 times:	Marlon Mack (31), vs. UConn, 9/19/14	D. Brewer (34), vs. Tulsa, 11/16/17
Rushed for 100 yards:	Brian Battie (150) at Florida 9/17/22	Montel Johnson Jr. (103) at Florida 9/17/22
Multiple players rushed for 100 yards:	Brian Battie (150) & Gerry Bohanon (102), at Florida, 9/17/22	Ta Zhawn Henry (130) & Alton McCaskill (125) vs. Houston 11/6/21
Rushed for 150 yards:	Brian Battie (150), at Florida 9/17/22	Zonovan Knight (163) at NC State, 9/2/21
Rushed for 200 yards:	Quinton Flowers (210), at Memphis, 11/12/16	R. Armstead (210), at Temple, 10/21/16
Rushed for 300 yards:	Jordan Cronkrite (302), at UMass, 10/6/18	
USF player rushed for 200 yards in consecutive games	Dyral McMillan (258) vs. New Haven, 11/6/99; (221) vs. Hofstra, 11/13/99	
Scored on a run of 50 yards or more:	Brian Battie (60) vs. Howard 9/10/22	Montrel Johnson Jr. (62) at Florida 9/17/22
Scored on a run of 70 yards or more:	Jordan Cronkrite (77, 76), at UMass 10/6/18	Puka Nacua (75) vs. BYU 9/3/22
PASSING		
Player attempted 60+ passes:	Marquel Blackwell (61), at Memphis, 9/22/01	Troy Mitchell (66), vs. Western Carolina, 8/30/14
Player attempted 50-59 passes:	Matt Grothe (54), vs. Cincinnati, 11/3/07	Brady White (50), at Memphis, 11/7/20
Player attempted 40-49 passes:	Timmy McClain (46), vs. Houston 11/6/21	Holton Ahlers (41) vs. ECU 10/1/22
Player completed 30-39 passes:	Jordan McCloud (32), vs. UCF, 11/27/20	Holton Ahlers (31) vs. ECU 10/1/22
Player completed 25-29 passes:	Blake Barnett (29), vs. Tulane, 11/3/18	Jaren Hall (25) vs. BYU 9/3/22
Player passed for more than 400 yards:	Jordan McCloud (404), vs. UCF, 11/27/20	Brady White (437) at Memphis, 11/7/20
Player passed for more than 300 yards:	Jordan McCloud (404), vs. UCF, 11/27/20	Michael Pratt (311) at Tulane 11/20/21
Player threw five touchdowns:	Marquel Blackwell (5), at East Carolina, 10/19/02	Holton Ahlers (6) vs. ECU 10/1/22
Player threw four touchdowns:	Jordan McCloud (4), vs. UCF, 11/27/20	Tanner Mordecai (4) at SMU, 10/2/21
Player threw three touchdowns:	Jordan McCloud (4), vs. UCF, 11/27/20	Michael Pratt (311) at Tulane 11/20/21
Player threw a TD of 70 yards or more:	Gerry Bohanon-Jimmy Horn Jr. (91) vs. ECU 10/1/22	Holton Ahlers (74) vs. ECU 10/1/22
Player threw a TD of 60-70 yards or more:	Blake Barnett-Darnell Salomon (66), vs. ECU, 9/22/18	Holton Ahlers (60) vs. ECU 10/1/22
Player threw a TD of 50-60 yards or more:	Quinton Flowers-T. McCants (54), vs. Stony Brook, 9/2/17	Clayton Tune to N. Dell (55), vs. Houston 11/6/21
RECEIVING		
Player caught 10 passes:	Bryce Miller (11), vs. UCF, 11/27/20	Xavier Smith (15), vs. FAMU 9/18/21
Player had 100 receiving yards:	Jimmy Horn Jr. (180) vs. ECU 10/1/22	C.J. Johnson (197) vs. ECU 10/1/22
USF player with three straight 100-yard games:	Andre Davis (113), vs. SMU, 11/26/13; (110) vs. Memphis, 11/16/13; (134), vs. Houston, 10/31/13	
TOTAL OFFENSE		
Player had 600-plus yards:	Quinton Flowers (605), at UCF, 11/24/17	
Player had 400-600 yards:	Jordan McCloud (411), vs. UCF, 11/27/20	Holton Ahlers (474) vs. ECU 10/1/22
QB Had 100+ yards RUSHING & 400+ PASSING:	Quinton Flowers, 102 rush, 503 pass, at UCF, 11/24/17	D'Eriq King, 134 rush, 419 pass, at Houston, 10/27/18
QB had 100+ yards RUSHING & 200-400 PASSING:	Quinton Flowers, 106 rush, 311 pass, vs. Texas Tech, 12/23/17	Will Worth, 129 rush, 299 pass, vs. Navy, 10/28/16
DEFENSE		
Player intercepted three or more passes:	J.R. Reed (3), at Memphis, 11/29/03	Bobby McCain (3), vs. Memphis, 11/16/13
Player intercepted two or more passes:	Deatrick Nichols (2), vs. Temple, 9/21/17	Rodney Clemons (2), vs. SMU, 9/28/19
Player recovered two or more fumbles:	Greg Reaves (2), vs. SC State, 9/14/19	Jacob Martin (2), vs. Temple, 9/21/17
Player recorded four or more sacks:	George Selvie (4), vs. Elon, 9/1/07	Never
Player recorded three sacks:	Deadrin Senat (3), vs. Texas Tech, 12/23/17	Landon Woodson (3), vs. UCF, 11/27/20
Player recorded 15 or more tackles:	Patrick Macon (15), vs. Wisconsin, 8/30/19	Tatum Bethune (18), at UCF, 11/26/21
Player returned an interception for a touchdown:	Antonio Grier (69) vs. Tulsa, 10/16/21	Jalen Kimber (39) at Florida 9/17/22
Player returned a fumble for a touchdown:	Vincent Davis (12), at UMass, 10/6/18	Darek Parish (85) at Houston, 11/14/20
Player recorded 4.0 tackles for loss or more:	Patrick Macon (4), vs. Wisconsin, 8/30/19	Juwuan Johnson (4.0), vs. Northern Illinois, 9/10/16
PUNTING		
Player recorded four 50-yard punts:	Trent Schneider (4), vs. UCF, 11/23/18	Dane Roy (4), vs. Houston, 10/28/17
Player recorded a 60-yard punt:	Andrew Stokes (66) at NC State, 9/2/21	James Smith (60), at Cincinnati, 10/3/20
Player recorded two 60-yard punts:	Andrew Stokes (66 & 61) at NC State, 9/2/21	NEVER
SCORING		
Player scored at least four touchdowns:	Marlon Mack (4), vs. Western Carolina, 8/30/14	C.J. Johnson (4, 4 receiving), vs. ECU 10/1/22
Player scored at least three touchdowns:	Brian Battie (3) vs. Houston 11/6/21	Malik Cunningham (3), at Louisville (9/24/22)
Player caught at least two touchdown passes:	B. Miller (2), D. Dukes (2), vs. UCF, 11/27/20	C.J. Johnson (4) vs. ECU 10/1/22
Player rushed for at least three touchdowns:	Jaren Mangham (3) vs. FAMU 9/18/21	Malik Cunningham (3), at Louisville (9/24/22)
Player kicked (made) four+ field goals:	Spencer Shrader (4) at Memphis, 11/7/20	Chase McLaughlin (4), at Illinois, 9/15/18
Player kicked (made) three+ field goals:	Spencer Shrader (4) at Memphis, 11/7/20	Jake Olroyd, vs. BYU, 10/12/19
Player returned a kickoff for a touchdown:	Jimmy Horn Jr. (89) vs. BYU 9/3/22	Tre Tucker (97), at Cincinnati, 10/3/20
Player returned a punt for a touchdown:	Omarion Dollison (0), vs. The Citadel, 9/12/20	Marcus Jones (73) at Houston, 11/14/20
Player returned an interception for a touchdown:	Antonio Grier (69) vs. Tulsa, 10/16/21	Jalen Kimber (39) at Florida 9/17/22
Player returned a fumble for a touchdown:	Vincent Davis (12), at UMass, 10/6/18	Darek Parish (85) at Houston, 11/14/20
Player recovered a fumble in the end zone for a touchdown:	Jake Sims, vs. Rutgers, 11/3/10	Jimmy Gaines, vs. Miami, 9/28/13
Player returned (or recovered) a blocked punt for a touchdown:	Andre Davis (11), vs. Florida A&M, 9/17/11	Jordan Botelho, at Notre Dame (9/19/20)
Player returned a blocked field goal attempt for a touchdown:	Nate Godwin (75), vs. Cincinnati, 10/5/13	Rod Davis (61), vs. Southern Miss, 10/25/03
Player scored on a two-point conversion attempt:	Xavier Weaver pass from Sean Atkins, at Florida 9/17/22	Mike Dudek, pass from Jeff George Jr., Illinois, 9/15/17
Player kicked a game-winning field goal	Coby Weiss at Tulsa, 10/12/18 (22 yards with :02 remaining)	Sam Crosa, vs. Cincinnati, 11/16/19 (37 yards with :03 remaining)

GAME 5: ECU 48, USF 28

FAU STADIUM • BOCA RATON, FLA.

OCT. 1, 2022 • TBD • TBD

BOCA RATON, FLA. – USF football (1-4; 0-1 AAC) opened its 20th season of conference play with a 48-28 loss to ECU (3-2; 1-1 AAC) at FAU Stadium in Boca Raton, Fla. The teams played 200 miles from the USF campus in front of a sparse crowd of as the game was relocated to Boca Raton due to the impacts of Hurricane Ian. ECU led 41-7 at the half and produced 397 first half yards behind monster halves from senior quarterback Holton Ahlers - 352 yards passing and five touchdowns – and wide receiver C.J. Johnson – 176 yards and three touchdowns. The Pirates finished with 575 yards, Ahlers totaling 465 yards and five touchdowns through the air (records for a USF opponent) and Johnson finishing with 197 yards and four touchdowns (a USF opponent record) on seven catches. USF's 455 total yards and 253 passing yards on offense both were season highs, but ECU's total offense equaled the most the Bulls have given up on the year (matching BYU). The Bulls failed to score twice inside the ECU 5-yard line, getting stopped once due to a fumble and the second time on downs. ECU struck on their first possession as Ahlers hit Johnson on third-and-long with a 60-yard touchdown pass. The USF defense forced a punt on ECU's next possession, but the offense failed to move the ball from deep in their own territory and the Pirates used good field position to put together a 64-yard drive to go up 14-0. ECU came up with a big 4th-and-7 at the USF30 to extend the drive, and scored on a 22-yard pass from Ahlers to Isaiah Winstead. The USF offense got going with a 20-yard run from quarterback Gerry Bohanon and two long passes to Jimmy Horn Jr. for 16 and 20 yards, but on first-and-goal from the ECU 6-yard line, Bohanon fumbled on a designed run and ECU recovered. Three plays later, Ahlers hit Johnson over the shoulder and he raced down the sideline for a 74-yard touchdown to make it 21-0 with 14:09 to play in the first half.

■ USF receiver Jimmy Horn had a career day, hauling in eight passes for 180 yards and two touchdowns while averaging 22.5 yards per catch, including a 91-yard touchdown. Horn's total ranked as the fourth-most receiving yards in a game in program history and the most since Tyre McCants set the Bulls' game record with 227 at UCF in 2017.

■ Linebacker Dwayne Boyles led the Bulls' defensive effort with 12 tackles, 1.5 tackles for loss and a forced fumble.

Quotable:

"There's nobody more disappointed than I am. This coaching staff and these players have come back to work every day. They're giving effort, showing up. At the end of the day, we're the ones who've got to get it fixed. We've got seven games left in our season."

- Head Coach Jeff Scott

Scoreboard showing East Carolina 48 and South Fla. 28 with quarter-by-quarter breakdown.

SCORING SUMMARY

Table of scoring plays including time, quarter, and player details for touchdowns, field goals, and extra points.

EAST CAROLINA

Statistical summary for East Carolina covering Rushing, Passing, Receiving, Punting, Returns, Field Goals, Kickoffs, and All-Purpose stats.

SOUTH FLA.

Statistical summary for South Florida covering Rushing, Passing, Receiving, Punting, Returns, Field Goals, Kickoffs, and All-Purpose stats.

Team Statistics report East Carolina vs South Fla. (Oct 01, 2022)

Date: Oct 01, 2022 Site: Boca Raton, FL, Florida Stadium: FAU Stadium Attendance: 3708

Full game statistics table comparing ECU and USF across various categories like First Downs, Net Yards, Total Offense, and Fumbles.

EAST CAROLINA

Player performance table for East Carolina listing Name, Solo, Ast, Total, Sacks-Yds, TFL-Yds, FF, FR-Yds, Int-Yds, BrUp, Bkls, QBH.

SOUTH FLA.

Player performance table for South Florida listing Name, Solo, Ast, Total, Sacks-Yds, TFL-Yds, FF, FR-Yds, Int-Yds, BrUp, Bkls, QBH.



2022-23 South Fla. Football
Overall Team Statistics
All games

Team Statistics

	USF	OPP
Scoring	122	190
Points per game	24.4	38.0
Points Off Turnovers	29	38
First Downs	87	123
Rushing	45	49
Passing	38	66
Penalty	4	8
Rushing Yardage	862	1090
Yards gained rushing	956	1198
Yards lost rushing	94	108
Rushing attempts	170	183
Average per rush	5.1	6.0
Average per game	172.4	218.0
TDs Rushing	12	14
Passing Yardage	870	1347
Comp-Att-Int	77-142-6	113-158-4
Average per pass	6.1	8.5
Average per catch	11.3	11.9
Average per game	174.0	269.4
TDs Passing	3	9
Total offense	1732	2437
Total plays	312	341
Average per play	5.6	7.1
Average per game	346.4	487.4
Kick returns: #-Yards	23-564	1-19
Punt returns: #-Yards	7-61	5-67
Int returns: #-Yards	4-49	6-74
Kick return average	24.5	19.0
Punt return average	8.7	13.4
Int return average	12.3	12.3
Fumbles-Lost	6-3	6-5
Penalties-Yards	27-203	23-209
Average per game	40.6	41.8
Punts-Yards	20-849	13-541
Average per punt	42.5	41.6
Net punt average	38.1	36.9
Kickoffs-Yards	25-1634	35-2111
Average per kick	65.4	60.3
Net kick average	40.6	36.3
Time of possession / game	28:13	31:47
3rd-down conversion	23/64	29/64
3rd-down pct	36%	45%
4rd-down conversion	8/14	8/11



**2022-23 South Fla. Football
Overall Team Statistics
All games**

	USF	OPP
4rd-down pct	57%	73%
Sacks by-Yards	7-35	5-36
Misc Yards	0	0
Touchdowns scored	16	25
Field goals - attempts	3-5	5-6
On-Side kicks	0-0	0-0
Red-zone scores	(13-17) 76%	(17-22) 77%
Red-zone touchdowns	(11-17) 65%	(12-22) 55%
PAT-attempts	(15-15) 100%	(23-24) 96%
2-point conversion-attempts	(1-1) 100%	(0-1) 0%
Attendance	60075	129713
Games / Avg per game	2/30038	2/64857
Neutral site games	-	1/3708

Score by Periods

Team	1st	2nd	3rd	4th	OT	TOT
South Fla.	7	34	50	31	0	122
Opponents	66	72	26	26	0	190



**2022-23 South Fla. Football
Opponent Match Highs
All games**

Opponent - Game Highs

RUSHES	46	at Louisville (09/24/2022)
YARDS RUSHING	312	BYU (09/03/2022)
YARDS PER RUSH	8.4	BYU (09/03/2022)
TD RUSHES	4	at Louisville (09/24/2022)
PASS ATTEMPTS	41	vs East Carolina (N) (10/01/2022)
PASS COMPLETIONS	31	vs East Carolina (N) (10/01/2022)
YARDS PASSING	465	vs East Carolina (N) (10/01/2022)
YARDS PER PASS	11.3	vs East Carolina (N) (10/01/2022)
TD PASSES	6	vs East Carolina (N) (10/01/2022)
TOTAL PLAYS	77	Howard (09/10/2022)
TOTAL OFFENSE	575	vs East Carolina (N) (10/01/2022)
YARDS PER PLAY	8.3	BYU (09/03/2022)
POINTS	50	BYU (09/03/2022)
SACKS BY	3	at Louisville (09/24/2022)
FIRST DOWNS	28	at Louisville (09/24/2022)
PENALTIES	6	at Florida (09/17/2022)
PENALTY YARDS	59	at Louisville (09/24/2022)
TURNOVERS	3	Howard (09/10/2022)
PUNTS	3 3 3	vs East Carolina (N) (10/01/2022) at Louisville (09/24/2022) Howard (09/10/2022)
PUNTING AVG	44.3 44.3	vs East Carolina (N) (10/01/2022) at Louisville (09/24/2022)
LONG PUNT	54	at Florida (09/17/2022)
PUNTS INSIDE 20	2 2	Howard (09/10/2022) BYU (09/03/2022)
LONG PUNT RETURN	60	vs East Carolina (N) (10/01/2022)



**2022-23 South Fla. Football
Individual Game Highs
All games**

South Fla. - Individual Game Highs

RUSHES	17	Brian Battie at Florida (09/17/2022)
YARDS RUSHING	150	Brian Battie at Florida (09/17/2022)
TD RUSHES	2	Michel Dukes vs Howard (09/10/2022)
	2	Jaren Mangham vs Howard (09/10/2022)
LONG RUSH	60	Brian Battie vs Howard (09/10/2022)
PASS ATTEMPTS	30	Gerry Bohanon vs BYU (09/03/2022)
PASS COMPLETIONS	18	Gerry Bohanon vs East Carolina (N) (10/01/2022)
YARDS PASSING	253	Gerry Bohanon vs East Carolina (N) (10/01/2022)
TD PASSES	3	Gerry Bohanon vs East Carolina (N) (10/01/2022)
LONG PASS	91	Gerry Bohanon vs East Carolina (N) (10/01/2022)
RECEPTIONS	8	Jimmy Horn Jr. vs East Carolina (N) (10/01/2022)
	8	Xavier Weaver at Florida (09/17/2022)
YARDS RECEIVING	180	Jimmy Horn Jr. vs East Carolina (N) (10/01/2022)
TD RECEPTIONS	2	Jimmy Horn Jr. vs East Carolina (N) (10/01/2022)
LONG RECEPTION	91	Jimmy Horn Jr. vs East Carolina (N) (10/01/2022)
PUNTS	6	Andrew Stokes at Louisville (09/24/2022)
PUNTING AVG	51.0	Colin McCreary at Louisville (09/24/2022)
LONG PUNT	54	Colin McCreary vs East Carolina (N) (10/01/2022)
PUNTS INSIDE 20	3	Andrew Stokes at Louisville (09/24/2022)
LONG PUNT RETURN	20	Xavier Weaver at Florida (09/17/2022)
LONG KICKOFF RETURN	89	Jimmy Horn Jr. vs BYU (09/03/2022)
TACKLES	12	Dwayne Boyles vs East Carolina (N) (10/01/2022)
SACKS	1	Jason Vaughn vs East Carolina (N) (10/01/2022)
	1	Mekhi LaPointe at Florida (09/17/2022)
	1	Keeon Terrell vs Howard (09/10/2022)
	1	Jonathan Ross vs Howard (09/10/2022)
	1	Jaelen Stokes vs Howard (09/10/2022)
	1	Jatorian Hansford vs BYU (09/03/2022)
TACKLES FOR LOSS	3	DJ Gordon IV at Louisville (09/24/2022)



**2022-23 South Fla. Football
Red-Zone Results
All games**

South Fla. Inside Opponent Red-Zone

Date	Opponent	Score	Times In RZ	Times Scored	Total		Rush	Pass	FGs	Failed to score inside RZ					
					Pts	TDs	TDs	TDs	Made	FGA	Down	Int	Fumb	Half	Game
09/03/2022	BYU	L 21-50	3	2	14	2	2	0	0	0	1	0	0	0	0
09/10/2022	Howard	W 42-20	4	4	28	4	4	0	0	0	0	0	0	0	0
09/17/2022	at Florida	L 28-31	5	4	25	3	3	0	1	2	0	0	0	0	0
09/24/2022	at Louisville	L 3-41	1	1	3	0	0	0	1	1	0	0	0	0	0
10/01/2022	vs East Carolina	L 28-48	4	2	14	2	1	1	0	0	1	0	1	0	0
Totals 13 of 17 (76.5%)			17	13	84	11	10	1	2	3	2	0	1	0	0

Opponents Inside South Fla. Red-Zone

Date	Opponent	Score	Times In RZ	Times Scored	Total		Rush	Pass	FGs	Failed to score inside RZ					
					Pts	TDs	TDs	TDs	Made	FGA	Down	Int	Fumb	Half	Game
09/03/2022	BYU	L 21-50	5	4	20	2	1	1	2	2	0	1	0	0	0
09/10/2022	Howard	W 42-20	3	2	13	2	2	0	0	0	0	0	1	0	0
09/17/2022	Florida	L 28-31	4	3	17	2	2	0	1	1	0	1	0	0	0
09/24/2022	Louisville	L 3-41	5	4	20	2	2	0	2	2	1	0	0	0	0
10/01/2022	East Carolina	L 28-48	5	4	27	4	1	3	0	0	0	0	0	0	1
Totals 17 of 22 (77.3%)			22	17	97	12	8	4	5	5	1	2	1	0	1



**2022-23 South Fla. Football
Team Game-by-Game Comparison
All games**

Opponent	Score	First Downs				Rushing		Passing		Total Offense Plays-Yards	Return Yards	Turn- Overs
		Total	Rush	Pass	Pen	Number-Yards	Comp-Att.-Int	Yards				
BYU	21-50	12 / 27	6 / 12	6 / 15	0 / 0	26-121 / 37-312	17-30-1 / 25-32-1	172 / 261	56-293 / 69-573	251 / 59	1 / 1	
Howard	42-20	20 / 24	6 / 8	11 / 14	3 / 2	27-205 / 40-168	17-28-1 / 28-37-1	219 / 250	55-424 / 77-418	97 / 2	1 / 3	
Florida	28-31	23 / 17	17 / 10	6 / 3	0 / 4	46-286 / 30-217	12-28-2 / 10-18-2	116 / 112	74-402 / 48-329	150 / 39	3 / 2	
Louisville	3-41	11 / 28	5 / 14	6 / 13	0 / 1	35-48 / 46-283	13-28-2 / 19-30-0	110 / 259	63-158 / 76-542	65 / 0	3 / 2	
East Carolina	28-48	21 / 27	11 / 5	9 / 21	1 / 1	36-202 / 30-110	18-28-0 / 31-41-0	253 / 465	64-455 / 71-575	123 / 60	1 / 1	
Totals	122-190	87 / 123	45 / 49	38 / 66	4 / 8	170-862 / 183-1090	77-142-6 / 113-158-4	870 / 1347	312-1732 / 341-2437	686 / 160	9 / 9	

Opponents	3rd Down		4th Down		Time of Possession		TOP Margin		Avg		Avg		Avg		Punting		Penalties		Sacks
	Conversion	Conversion	Conversion	Conversion	Yds/Rush	Yds/Pass	Yds/Play	Number-Avg	Number-Yards										
BYU	3-12 / 7-13	2-4 / 2-2	25:17 / 34:43	-09:26	4.7 / 8.4	5.7 / 8.2	5.2 / 8.3	4-41.0 / 2-36.0	3-25.0 / 4-35.0	1 / 1									
Howard	2-8 / 9-17	1-1 / 0-2	21:04 / 38:56	-17:52	7.6 / 4.2	7.8 / 6.8	7.7 / 5.4	3-41.7 / 3-39.0	3-40.0 / 5-43.0	3 / 0									
Florida	8-15 / 3-8	2-2 / 0-0	36:19 / 23:41	12:38	6.2 / 7.2	4.1 / 6.2	5.4 / 6.9	1-32.0 / 2-43.0	9-73.0 / 6-48.0	1 / 0									
Louisville	5-16 / 4-13	1-3 / 3-4	29:13 / 30:47	-01:34	1.4 / 6.2	3.9 / 8.6	2.5 / 7.1	7-43.7 / 3-44.3	6-25.0 / 5-59.0	1 / 3									
East Carolina	5-13 / 6-13	2-4 / 3-3	29:14 / 30:46	-01:32	5.6 / 3.7	9.0 / 11.3	7.1 / 8.1	5-44.4 / 3-44.3	6-40.0 / 3-24.0	1 / 1									
Totals	23-64 / 29-64	8-14 / 8-11	141:07 / 158:53	-17:46	5.1 / 6.0	6.1 / 8.5	5.6 / 7.1	20-42.5 / 13-41.6	27-203.0 / 23-209.0	7 / 5									

Note: Game totals are displayed in the format TEAM/OPPONENT for each category



**2022-23 South Fla. Football
Team Game-by-Game
All games**

Date	Opponent	Rushing				Receiving				Passing				Kick Returns				Punt Returns				tot off		
		no.	yds	td	lg	no.	yds	td	lg	cmp	att	int	yds	td	lg	no.	yds	td	lg	no.	yds		td	lg
09/03/2022	BYU	26	121	2	13	17	172	0	50	17	30	1	172	0	50	8	239	1	89	0	0	0	0	293
09/10/2022	Howard	27	205	6	60	17	219	0	39	17	28	1	219	0	39	4	83	0	32	2	14	0	8	424
09/17/2022	at Florida	46	286	3	51	12	116	0	20	12	28	2	116	0	20	4	93	0	28	1	20	0	20	402
09/24/2022	at Louisville	35	48	0	37	13	110	0	21	13	28	2	110	0	21	2	42	0	42	2	11	0	6	158
10/01/2022	vs East Carolina	36	202	1	22	18	253	3	91	18	28	0	253	3	91	5	107	0	34	2	16	0	9	455
South Fla.		170	862	12	60	77	870	3	91	77	142	6	870	3	91	23	564	1	89	7	61	0	20	1732
Opponents		183	1090	14	75	113	1347	9	74	113	158	4	1347	9	74	1	19	0	19	5	67	0	60	2437

South Fla. Averages

Games	Avg/ rush	Avg/ catch	Pass effc	KR avg	PR avg	All purpose avg/game	Total offense avg/game
5	5.1	11.3	104.2	24.5	8.7	481.2	346.4

Date	Opponent	Tackles				Sacks no-yds	Fumble ff fr-yds	Pass Defense			blkd kick	PAT attempts			off				
		ua	a	total	tfl-yds			int-yds	qbh	brup		kick	rush	rcv	saf	t/o	pts		
09/03/2022	BYU	47	18	65	7.0-19	1-1	1	0-0	1-12	1	2	0	3-3	0	0	0	0	0	21
09/10/2022	Howard	51	28	79	11.0-55	3-17	2	2-0	1-0	0	1	0	6-6	0	0	0	21	42	
09/17/2022	at Florida	20	26	46	4.0-10	1-4	0	0-0	2-37	3	0	0	2-2	0	1	0	8	28	
09/24/2022	at Louisville	44	34	78	5.0-12	1-5	2	2-12	0-0	2	5	0	0-0	0	0	0	0	3	
10/01/2022	vs East Carolina	39	28	67	7.0-21	1-8	1	1-0	0-0	1	0	0	4-4	0	0	0	0	28	
South Fla.		201	134	335	34.0-117	7-35	6	5-12	4-49	7	8	0	15-15	0	1	0	29	122	
Opponents		180	140	320	23.0-75	5-36	2	3-0	6-74	12	11	0	23-24	0	0	1	38	190	

Date	Opponent	Punting										Field Goals			Kickoffs			
		no.	yds	avg	long	blkd	tb	fc	50+	i20	md-att	long	blkd	no.	yds	avg	tb	ob
09/03/2022	BYU	4	164	41.0	52	0	0	2	1	1	0-0	0	0	5	334	66.8	3	0
09/10/2022	Howard	3	125	41.7	52	0	1	1	1	0	0-1	0	0	7	455	65.0	7	0
09/17/2022	at Florida	1	32	32.0	32	0	0	0	0	1	2-3	49	0	6	390	65.0	6	0
09/24/2022	at Louisville	7	306	43.7	51	0	0	2	2	3	1-1	37	0	2	130	65.0	2	0
10/01/2022	vs East Carolina	5	222	44.4	54	0	0	3	1	0	0-0	0	0	5	325	65.0	5	0
South Fla.		20	849	42.5	54	0	1	8	5	5	3-5	49	0	25	1634	65.4	23	0
Opponents		13	541	41.6	54	0	0	3	2	5	5-6	39	0	35	2111	60.3	11	0



2022-23 South Fla. Football
Overall Defense Statistics
All games

Team Defense

##	Player	gp	Tackles				tfl/yds	Sacks no-yds	Pass defense			Fumbles		blkd	
			ua	a	tot				int-yds	brup	qbh	fr-yds	ff	kick	saf
11	Dwayne Boyles	5	19	16	35	4-7	.	1-37	.	1	.	1	.	.	
22	Mekhi LaPointe	5	25	8	33	2-7	1-4	1-12	1	
8	DJ Gordon IV	5	17	15	32	5.5-8	.	.	.	1	.	1	.	.	
2	TJ Robinson	5	16	7	23	0.5-1	.	.	1	1	
5	Antonio Grier	4	12	9	21	0.5-1	
13	Tramel Logan	5	10	9	19	3-11	0.5-3	.	1	
33	Timarcus Simpson	5	12	3	15	1-21	1	.	.	
90	Rashad Cheney Jr.	5	6	8	14	3-5	.	.	.	1	
15	Jayden Curry	5	7	7	14	.	.	1-0	.	1	2-0	.	.	.	
1	Matthew Hill	4	6	6	12	1-12	1	.	.	
28	Jatorian Hansford	5	8	4	12	3.5-7	1.5-3	2	.	.	
40	Jason Vaughn	5	8	2	10	3-16	1-8	
4	Christian Williams	3	6	3	9	.	.	.	1	
9	Aamaris Brown	5	6	3	9	.	.	1-0	2	
23	Davon Hicks	4	4	5	9	1.5-6	
16	Eddie Kelly	5	4	5	9	0.5-0	.	.	1	1	
21	Jaelen Stokes	3	3	3	6	1-5	1-5	
17	Jhalyn Shuler	5	3	3	6	1-3	
7	Will Jones II	5	4	1	5	1-4	
99	Darrien Grant	5	1	3	4	
12	Ben Knox	5	4	.	4	
0	Daquan Evans	1	2	2	4	
34	Joshua Green	5	2	2	4	1-3	
10	Nick Bags	4	.	3	3	
6	Rashawn Yates	4	2	1	3	1-0	.	.	.	
18	Ray Thornton III	3	1	2	3	.	.	.	1	
29	Brian Norris	3	2	1	3	
53	De'Juan Sease	4	1	1	2	
37	Logan Berryhill	5	2	.	2	
94	Keon Terrell	1	1	.	1	1-5	1-5	
38	Sean Atkins	5	1	.	1	
4	Omarion Dollison	4	1	.	1	
42	Lewai Mitchell	1	.	1	1	
24	Mac Harris	5	.	1	1	
19	Jonathan Ross	5	1	.	1	1-7	1-7	.	.	1	
21	Brian Battie	5	1-0	.	.	.	
	Totals	5	201	134	335	34-117	7-35	4-49	8	7	5-12	6	0	0	
	Opponents	5	180	140	320	23-75	5-36	6-74	11	12	3-0	2	0	1	



2022-23 South Fla. Football
Team Match Lows
All games

South Fla. - Game Lows

RUSHES	26	BYU (09/03/2022)
YARDS RUSHING	48	at Louisville (09/24/2022)
YARDS PER RUSH	1.4	at Louisville (09/24/2022)
TD RUSHES	0	at Louisville (09/24/2022)
PASS ATTEMPTS	28 28 28 28	vs East Carolina (N) (10/01/2022) at Louisville (09/24/2022) at Florida (09/17/2022) Howard (09/10/2022)
PASS COMPLETIONS	12	at Florida (09/17/2022)
YARDS PASSING	110	at Louisville (09/24/2022)
YARDS PER PASS	3.9	at Louisville (09/24/2022)
TD PASSES	0 0 0 0	at Florida (09/17/2022) at Louisville (09/24/2022) Howard (09/10/2022) BYU (09/03/2022)
TOTAL PLAYS	55	Howard (09/10/2022)
TOTAL OFFENSE	158	at Louisville (09/24/2022)
YARDS PER PLAY	2.5	at Louisville (09/24/2022)
POINTS	3	at Louisville (09/24/2022)
SACKS BY	1 1 1 1	vs East Carolina (N) (10/01/2022) at Louisville (09/24/2022) at Florida (09/17/2022) BYU (09/03/2022)
FIRST DOWNS	11	at Louisville (09/24/2022)
PENALTIES	3 3	Howard (09/10/2022) BYU (09/03/2022)
PENALTY YARDS	25 25	at Louisville (09/24/2022) BYU (09/03/2022)
INTERCEPTIONS BY	0 0	vs East Carolina (N) (10/01/2022) at Louisville (09/24/2022)
PUNTS	1	at Florida (09/17/2022)
PUNTING AVG	32.0	at Florida (09/17/2022)
LONG PUNT	32	at Florida (09/17/2022)
PUNTS INSIDE 20	0 0	vs East Carolina (N) (10/01/2022) Howard (09/10/2022)
LONG PUNT RETURN	0	BYU (09/03/2022)



**2022-23 South Fla. Football
Opponent Individual Match Highs
All games**

Opponent - Individual Game Highs

RUSHES	15	Marlon Gunn Jr. vs East Carolina (N) (10/01/2022)
YARDS RUSHING	135	Christopher Brooks vs BYU (09/03/2022)
TD RUSHES	3	Malik Cunningham at Louisville (09/24/2022)
LONG RUSH	75	Puka Nacua vs BYU (09/03/2022)
PASS ATTEMPTS	41	Holton Ahlers vs East Carolina (N) (10/01/2022)
PASS COMPLETIONS	31	Holton Ahlers vs East Carolina (N) (10/01/2022)
YARDS PASSING	465	Holton Ahlers vs East Carolina (N) (10/01/2022)
TD PASSES	6	Holton Ahlers vs East Carolina (N) (10/01/2022)
LONG PASS	74	Holton Ahlers vs East Carolina (N) (10/01/2022)
RECEPTIONS	7	C.J. Johnson vs East Carolina (N) (10/01/2022)
YARDS RECEIVING	197	C.J. Johnson vs East Carolina (N) (10/01/2022)
TD RECEPTIONS	3	C.J. Johnson vs East Carolina (N) (10/01/2022)
LONG RECEPTION	74	C.J. Johnson vs East Carolina (N) (10/01/2022)
FIELD GOALS	2	James Turner at Louisville (09/24/2022)
	2	Jacob Oldroyd vs BYU (09/03/2022)
LONG FIELD GOALS	39	Jacob Oldroyd vs BYU (09/03/2022)
PUNTS	3	Luke Larsen vs East Carolina (N) (10/01/2022)
	3	Mark Vassett at Louisville (09/24/2022)
	3	Phillip Richards vs Howard (09/10/2022)
PUNTING AVG	44.3	Luke Larsen vs East Carolina (N) (10/01/2022)
	44.3	Mark Vassett at Louisville (09/24/2022)
LONG PUNT	54	Jeremy Crawshaw at Florida (09/17/2022)
PUNTS INSIDE 20	2	Phillip Richards vs Howard (09/10/2022)
	2	Ryan Rehkow vs BYU (09/03/2022)
LONG PUNT RETURN	60	Malik Fleming vs East Carolina (N) (10/01/2022)
LONG KICKOFF RETURN	19	Talmage Gunther vs BYU (09/03/2022)
TACKLES	11	Kenny Gallop vs Howard (09/10/2022)
SACKS	1	Chad Stephens vs East Carolina (N) (10/01/2022)
	1	Quincy Riley at Louisville (09/24/2022)
	1	Yasir Abdullah at Louisville (09/24/2022)
	1	YaYa Diaby at Louisville (09/24/2022)
	1	Jacob Boren vs BYU (09/03/2022)
TACKLES FOR LOSS	2	Dorian Jones at Louisville (09/24/2022)
	2	YaYa Diaby at Louisville (09/24/2022)
INTERCEPTIONS	1	Josh Minkins at Louisville (09/24/2022)
	1	Chandler Jones at Louisville (09/24/2022)
	1	Tre'Vez Johnson at Florida (09/17/2022)
	1	Jalen Kimber at Florida (09/17/2022)
	1	Robert Jones III vs Howard (09/10/2022)
	1	Max Tooley vs BYU (09/03/2022)



**2022-23 South Fla. Football
Tackles Breakdown
All games**

All Tackles

Player	Total	Rush	Pass	Sack	KO	Punt	Int	Fumb	FF	Other
Dwayne Boyles	35	0	0	4	0	0	0	0	0	31
Mekhi LaPointe	33	0	0	2	0	0	0	0	0	31
DJ Gordon IV	32	0	0	5.5	0	0	0	0	0	26.5
TJ Robinson	23	0	0	0.5	0	0	0	0	0	22.5
Antonio Grier	21	0	0	0.5	0	0	0	0	0	20.5
Tramel Logan	19	0	0	3	0	0	0	0	0	16
Timarcus Simpson	15	0	0	1	0	0	0	0	0	14
Rashad Cheney Jr.	14	0	0	3	0	0	0	0	0	11
Jayden Curry	14	0	0	0	0	0	0	0	0	14
Jatorian Hansford	12	0	0	3.5	0	0	0	0	0	8.5
Matthew Hill	12	0	0	0	0	0	0	0	0	12
Jason Vaughn	10	0	0	3	0	0	0	0	0	7
Eddie Kelly	9	0	0	0.5	0	0	0	0	0	8.5
Davon Hicks	9	0	0	1.5	0	0	0	0	0	7.5
Christian Williams	9	0	0	0	0	0	0	0	0	9
Aamaris Brown	9	0	0	0	0	0	0	0	0	9
Jaelen Stokes	6	0	0	1	0	0	0	0	0	5
Jhalyn Shuler	6	0	0	1	0	0	0	0	0	5
Will Jones II	5	0	0	1	0	0	0	0	0	4
Daquan Evans	4	0	0	0	0	0	0	0	0	4
Joshua Green	4	0	0	1	0	0	0	0	0	3
Ben Knox	4	0	0	0	0	0	0	0	0	4
Darrien Grant	4	0	0	0	0	0	0	0	0	4
Ray Thornton III	3	0	0	0	0	0	0	0	0	3
Rashawn Yates	3	0	0	0	0	0	0	0	0	3
Brian Norris	3	0	0	0	0	0	0	0	0	3
Nick Bags	3	0	0	0	0	0	0	0	0	3
De'Juan Sease	2	0	0	0	0	0	0	0	0	2
Logan Berryhill	2	0	0	0	0	0	0	0	0	2
Sean Atkins	1	0	0	0	0	0	0	0	0	1
Mac Harris	1	0	0	0	0	0	0	0	0	1
Keeon Terrell	1	0	0	1	0	0	0	0	0	0
Lewai Mitchell	1	0	0	0	0	0	0	0	0	1
Omarion Dollison	1	0	0	0	0	0	0	0	0	1
Jonathan Ross	1	0	0	1	0	0	0	0	0	0
Total	335	0	0	34	0	0	0	0	0	301

Rushing Tackles

Player	No.
Total	0

Passing Tackles

Player	No.
Total	0



2022-23 South Fla. Football
Tackles Breakdown
All games

Special Teams Tackles

Player	Total	KO	Punt
Total	0	0	0

Kickoff return Tackles

Player	No.
Total	0

Punt Return Tackles

Player	No.
Total	0



**2022-23 South Fla. Football
Opponents Game-by-Game
All games**

Date	Opponent	Rushing				Receiving				Passing				Kick Returns				Punt Returns				tot off		
		no.	yds	td	lg	no.	yds	td	lg	cmp	att	int	yds	td	lg	no.	yds	td	lg	no.	yds		td	lg
09/03/2022	BYU	37	312	3	75	25	261	2	22	25	32	1	261	2	22	1	19	0	19	1	7	0	7	573
09/10/2022	Howard	40	168	3	28	28	250	0	22	28	37	1	250	0	22	0	0	0	0	0	0	0	0	418
09/17/2022	at Florida	30	217	3	62	10	112	0	33	10	18	2	112	0	33	0	0	0	0	0	0	0	0	329
09/24/2022	at Louisville	46	283	4	40	19	259	1	30	19	30	0	259	1	30	0	0	0	0	3	0	0	0	542
10/01/2022	vs East Carolina	30	110	1	34	31	465	6	74	31	41	0	465	6	74	0	0	0	0	1	60	0	60	575
Opponents		183	1090	14	75	113	1347	9	74	113	158	4	1347	9	74	1	19	0	19	5	67	0	60	2437
South Fla.		170	862	12	60	77	870	3	91	77	142	6	870	3	91	23	564	1	89	7	61	0	20	1732

Opponents Averages

Games	Avg/ rush	Avg/ catch	Pass effc	KR avg	PR avg	All purpose avg/game	Total offense avg/game
5	6.0	11.9	156.9	19.0	13.4	519.4	487.4

Date	Opponent	Tackles				Sacks	Fumble	Pass Defense			blkd	PAT attempts			off			
		ua	a	total	tfl-yds	no-yds	ff	fr-yds	int-yds	qb	brup	kick	kick	rush	rcv	saf	t/o	pts
09/03/2022	BYU	34	28	62	2.0-3	1-0	0	0-0	1-33	0	2	0	6-6	0	0	1	7	50
09/10/2022	Howard	35	18	53	3.0-3	0-0	0	0-0	1-2	1	2	0	2-2	0	0	0	0	20
09/17/2022	at Florida	40	36	76	4.0-5	0-0	1	1-0	2-39	5	2	0	4-4	0	0	0	17	31
09/24/2022	at Louisville	36	24	60	9.0-47	3-33	0	1-0	2-0	4	2	0	5-5	0	0	0	7	41
10/01/2022	vs East Carolina	35	34	69	5.0-17	1-3	1	1-0	0-0	2	3	0	6-7	0	0	0	7	48
Opponents		180	140	320	23.0-75	5-36	2	3-0	6-74	12	11	0	23-24	0	0	1	38	190
South Fla.		201	134	335	34.0-117	7-35	6	5-12	4-49	7	8	0	15-15	0	1	0	29	122

Date	Opponent	Punting										Field Goals			Kickoffs			
		no.	yds	avg	long	blkd	tb	fc	50+	i20	md-att	long	blkd	no.	yds	avg	tb	ob
09/03/2022	BYU	2	72	36.0	37	0	0	0	0	2	2-2	39	0	9	502	55.8	0	0
09/10/2022	Howard	3	117	39.0	50	0	0	1	1	2	0-1	0	0	4	212	53.0	0	0
09/17/2022	at Florida	2	86	43.0	54	0	0	0	1	0	1-1	31	0	6	388	64.7	2	0
09/24/2022	at Louisville	3	133	44.3	45	0	0	1	0	0	2-2	29	0	8	506	63.3	6	0
10/01/2022	vs East Carolina	3	133	44.3	47	0	0	1	0	1	0-0	0	0	8	503	62.9	3	0
Opponents		13	541	41.6	54	0	0	3	2	5	5-6	39	0	35	2111	60.3	11	0
South Fla.		20	849	42.5	54	0	1	8	5	5	3-5	49	0	25	1634	65.4	23	0



2022-23 South Fla. Football
Team Game Highs
All games

South Fla. - Game Highs

RUSHES	46	at Florida (09/17/2022)
YARDS RUSHING	286	at Florida (09/17/2022)
YARDS PER RUSH	7.6	Howard (09/10/2022)
TD RUSHES	6	Howard (09/10/2022)
PASS ATTEMPTS	30	BYU (09/03/2022)
PASS COMPLETIONS	18	vs East Carolina (N) (10/01/2022)
YARDS PASSING	253	vs East Carolina (N) (10/01/2022)
YARDS PER PASS	9.0	vs East Carolina (N) (10/01/2022)
TD PASSES	3	vs East Carolina (N) (10/01/2022)
TOTAL PLAYS	74	at Florida (09/17/2022)
TOTAL OFFENSE	455	vs East Carolina (N) (10/01/2022)
YARDS PER PLAY	7.7	Howard (09/10/2022)
POINTS	42	Howard (09/10/2022)
SACKS BY	3	Howard (09/10/2022)
FIRST DOWNS	23	at Florida (09/17/2022)
PENALTIES	9	at Florida (09/17/2022)
PENALTY YARDS	73	at Florida (09/17/2022)
TURNOVERS	3	at Florida (09/17/2022)
	3	at Louisville (09/24/2022)
PUNTS	7	at Louisville (09/24/2022)
PUNTING AVG	44.4	vs East Carolina (N) (10/01/2022)
LONG PUNT	54	vs East Carolina (N) (10/01/2022)
PUNTS INSIDE 20	3	at Louisville (09/24/2022)
LONG PUNT RETURN	20	at Florida (09/17/2022)



2022-23 South Fla. Football
Opponent Match Lows
All games

Opponent - Game Lows

RUSHES	30	vs East Carolina (N) (10/01/2022)
	30	at Florida (09/17/2022)
YARDS RUSHING	110	vs East Carolina (N) (10/01/2022)
YARDS PER RUSH	3.7	vs East Carolina (N) (10/01/2022)
TD RUSHES	1	vs East Carolina (N) (10/01/2022)
PASS ATTEMPTS	18	at Florida (09/17/2022)
PASS COMPLETIONS	10	at Florida (09/17/2022)
YARDS PASSING	112	at Florida (09/17/2022)
YARDS PER PASS	6.2	at Florida (09/17/2022)
TD PASSES	0	at Florida (09/17/2022)
	0	Howard (09/10/2022)
TOTAL PLAYS	48	at Florida (09/17/2022)
TOTAL OFFENSE	329	at Florida (09/17/2022)
YARDS PER PLAY	5.4	Howard (09/10/2022)
POINTS	20	Howard (09/10/2022)
SACKS BY	0	at Florida (09/17/2022)
	0	Howard (09/10/2022)
FIRST DOWNS	17	at Florida (09/17/2022)
PENALTIES	3	vs East Carolina (N) (10/01/2022)
PENALTY YARDS	24	vs East Carolina (N) (10/01/2022)
INTERCEPTIONS BY	0	vs East Carolina (N) (10/01/2022)
PUNTS	2	at Florida (09/17/2022)
	2	BYU (09/03/2022)
PUNTING AVG	36.0	BYU (09/03/2022)
LONG PUNT	37	BYU (09/03/2022)
PUNTS INSIDE 20	0	at Florida (09/17/2022)
	0	at Louisville (09/24/2022)
LONG PUNT RETURN	0	at Florida (09/17/2022)
	0	at Louisville (09/24/2022)
	0	Howard (09/10/2022)



**2022-23 South Fla. Football
Individual Statistics
All games**

Rushing

Player	gp	att	gain	loss	net	avg	td	lg	avg/g
Brian Battie	5	51	397	6	391	7.7	3	60	78.2
Gerry Bohanon	5	41	238	28	210	5.1	2	22	42.0
Michel Dukes	5	24	98	2	96	4.0	3	28	19.2
Jaren Mangham	4	24	106	2	104	4.3	3	23	26.0
K'wan Powell	2	10	49	1	48	4.8	1	37	24.0
Mychael Hamilton	4	9	24	1	23	2.6	0	12	5.8
Sean Atkins	5	2	9	0	9	4.5	0	6	1.8
Jimmy Horn Jr.	4	2	22	0	22	11.0	0	12	5.5
Jason Albritton	1	2	9	0	9	4.5	0	5	9.0
Omarion Dollison	4	1	0	5	-5	-5.0	0	0	-1.3
Katravis Marsh	2	1	0	13	-13	-13.0	0	0	-6.5
Yasias Young	1	1	4	0	4	4.0	0	4	4.0
Andrew Stokes	4	1	0	22	-22	-22.0	0	0	-5.5
Team	5	1	0	14	-14	-14.0	0	0	-2.8
Total	5	170	956	94	862	5.1	12	60	172.4
Opponents	5	183	1198	108	1090	6.0	14	75	218.0

Passing

Player	gp	effic	comp-att-int	pct	yds	td	lg	avg/g
Gerry Bohanon	5	106.8	73-131-6	55.7	822	3	91	164.4
Katravis Marsh	2	73.0	4-11-0	36.4	48	0	21	24.0
Total	5	104.2	77-142-6	54.2	870	3	91	174.0
Opponents	5	156.9	113-158-4	71.5	1347	9	74	269.4

Receiving

Player	gp	no.	yds	avg	td	lg	avg/g
Xavier Weaver	4	25	307	12.3	0	50	76.8
Jimmy Horn Jr.	4	12	242	20.2	2	91	60.5
Brian Battie	5	7	27	3.9	0	12	5.4
Omarion Dollison	4	6	77	12.8	0	39	19.3
Yusuf Terry	3	4	38	9.5	0	14	12.7
Sean Atkins	5	4	47	11.8	1	21	9.4
Jaren Mangham	4	4	24	6.0	0	10	6.0
Gunnar Greenwald	5	4	37	9.3	0	16	7.4
Chris Carter	5	2	7	3.5	0	6	1.4
Ajou Ajou	1	2	9	4.5	0	5	9.0
Michel Dukes	5	2	1	0.5	0	3	0.2
Khafre Brown	5	2	39	19.5	0	20	7.8
Chris Mottillo	3	1	4	4.0	0	4	1.3
Garret Reynolds	3	1	7	7.0	0	7	2.3
Holden Willis	4	1	4	4.0	0	4	1.0
Total	5	77	870	11.3	3	91	174.0
Opponents	5	113	1347	11.9	9	74	269.4

Punt Returns

Player	no.	yds	avg	td	lg
Sean Atkins	5	33	6.6	0	9
Xavier Weaver	2	28	14.0	0	20
Total	7	61	8.7	0	20
Opponents	5	67	13.4	0	60

Interceptions

Player	no.	yds	avg	td	lg
Mekhi LaPointe	1	12	12.0	0	12
Dwayne Boyles	1	37	37.0	0	37
Jayden Curry	1	0	0.0	0	0
Aamaris Brown	1	0	0.0	0	0
Total	4	49	12.3	0	37
Opponents	6	74	12.3	2	39

Kick Returns

Player	no.	yds	avg	td	lg
Brian Battie	17	337	19.8	0	42
Michel Dukes	4	106	26.5	0	34
Jimmy Horn Jr.	2	121	60.5	1	89
Total	23	564	24.5	1	89
Opponents	1	19	19.0	0	19

Fumble Returns

Player	no.	yds	avg	td	lg
Jayden Curry	2	0	0.0	0	0
Matthew Hill	1	12	12.0	0	12
Rashawn Yates	1	0	0.0	0	0
Brian Battie	1	0	0.0	0	0
Total	5	12	2.4	0	12
Opponents	3	0	0.0	0	0



**2022-23 South Fla. Football
Individual Statistics
All games**

Scoring

Player	td	fg	PAT				d xp	saf	pts
			kick	rush	rcv	pass			
Spencer Shrader	-	3-5	15-15	-	-	-	-	-	24
Michel Dukes	3	-	-	-	-	-	-	-	18
Jaren Mangham	3	-	-	-	-	-	-	-	18
Brian Battie	3	-	-	-	-	-	-	-	18
Jimmy Horn Jr.	3	-	-	-	-	-	-	-	18
Gerry Bohanon	2	-	-	-	-	-	-	-	12
Sean Atkins	1	-	-	-	-	1	-	-	6
K'wan Powell	1	-	-	-	-	-	-	-	6
Xavier Weaver	-	-	-	-	1	-	-	-	2
Total	16	3-5	15-15	0	1	1	0	0	122
Opponents	25	5-6	23-24	0	0	0	0	1	190

Field Goals

Player	fg	pct.	01-19	20-29	30-39	40-49	50-99	lg	blk
Spencer Shrader	3-5	60.0	0-0	1-1	1-1	1-2	0-1	49	0
Opponents	5-6	83.3	0-0	2-2	3-3	0-0	0-1	39	0

FG Sequence

Team Name	South Fla.	Opponents
Howard	54	50
Florida	(22),(49),49	(31)
Louisville	(37)	(29),(25)
BYU		(39),(37)

Numbers in (parentheses) indicate field goal was made

Total Offense

Player	g	plays	rush	pass	total	avg/g
Gerry Bohanon	5	172	210	822	1032	206.4
Brian Battie	5	51	391	0	391	78.2
Jaren Mangham	4	24	104	0	104	26.0
Michel Dukes	5	24	96	0	96	19.2
K'wan Powell	2	10	48	0	48	24.0
Katravis Marsh	2	12	-13	48	35	17.5
Mychael Hamilton	4	9	23	0	23	5.8
Jimmy Horn Jr.	4	2	22	0	22	5.5
Sean Atkins	5	2	9	0	9	1.8
Jason Albritton	1	2	9	0	9	9.0
Yasias Young	1	1	4	0	4	4.0
Omarion Dollison	4	1	-5	0	-5	-1.3
Andrew Stokes	4	1	-22	0	-22	-5.5
Team	5	0	-14	0	-14	-2.8
Total	5	312	862	870	1732	346.4
Opponents	5	341	1090	1347	2437	487.4

Punting

Player	no.	yds	avg	lg	tb	fc	i20	50+	blk
Andrew Stokes	14	576	41.1	52	1	4	5	3	0
Colin McCreary	6	273	45.5	54	0	4	0	2	0
Total	20	849	42.5	54	1	8	5	5	0
Opponents	13	541	41.6	54	0	3	5	2	0

Kickoffs

Player	no.	yds	avg	tb	ob	retn	net	ydn
Spencer Shrader	25	1634	65.4	23	0			
Total	25	1634	65.4	23	0	1	40.6	24
Opponents	35	2111	60.3	11	0	22	36.3	28



2022-23 South Fla. Football
Individual Statistics
All games

All Purpose

Player	g	rush	rcv	pr	kr	ir	total	avg/g
Brian Battie	5	391	27	0	337	0	755	151.0
Jimmy Horn Jr.	4	22	242	0	121	0	385	96.3
Xavier Weaver	4	0	307	28	0	0	335	83.8
Gerry Bohanon	5	210	0	0	0	0	210	42.0
Michel Dukes	5	96	1	0	106	0	203	40.6
Jaren Mangham	4	104	24	0	0	0	128	32.0
Sean Atkins	5	9	47	33	0	0	89	17.8
Omarion Dollison	4	-5	77	0	0	0	72	18.0
K'wan Powell	2	48	0	0	0	0	48	24.0
Khafre Brown	5	0	39	0	0	0	39	7.8
Yusuf Terry	3	0	38	0	0	0	38	12.7
Dwayne Boyles	5	0	0	0	0	37	37	7.4
Gunnar Greenwald	5	0	37	0	0	0	37	7.4
Mychael Hamilton	4	23	0	0	0	0	23	5.8
Mekhi LaPointe	5	0	0	0	0	12	12	2.4
Jason Albritton	1	9	0	0	0	0	9	9.0
Ajou Ajou	1	0	9	0	0	0	9	9.0
Chris Carter	5	0	7	0	0	0	7	1.4
Garret Reynolds	3	0	7	0	0	0	7	2.3
Yasias Young	1	4	0	0	0	0	4	4.0
Holden Willis	4	0	4	0	0	0	4	1.0
Chris Mottillo	3	0	4	0	0	0	4	1.3
Katravis Marsh	2	-13	0	0	0	0	-13	-6.5
Andrew Stokes	4	-22	0	0	0	0	-22	-5.5
Team	5	-14	0	0	0	0	-14	-2.8
Total	5	862	870	61	564	49	2406	481.2
Opponents	5	1090	1347	67	19	74	2597	519.4



**2022-23 South Fla. Football
Total Tackles Game-by-Game
All games**

Total Tackles

Player	S-A	Total	BYU	HOW	UF	LOU	ECU
Dwayne Boyles	19-16	35	6-2	3-1	2-2	4-3	4-8
Mekhi LaPointe	25-8	33	8-2	4-0	4-3	1-1	8-2
DJ Gordon IV	17-15	32	3-2	5-2	-	4-5	5-6
TJ Robinson	16-7	23	4-1	3-2	3-2	6-2	-
Antonio Grier	12-9	21	1-2	-	5-5	6-2	DNP
Tramel Logan	10-9	19	4-0	3-2	0-1	1-4	2-2
Timarcus Simpson	12-3	15	2-0	3-0	2-2	3-0	2-1
Jayden Curry	7-7	14	3-2	3-2	0-1	0-1	1-1
Rashad Cheney Jr.	6-8	14	2-1	2-4	-	0-2	2-1
Jatorian Hansford	8-4	12	2-0	3-0	1-1	1-3	1-0
Matthew Hill	6-6	12	1-1	DNP	0-2	4-2	1-1
Jason Vaughn	8-2	10	1-0	2-1	0-1	2-0	3-0
Christian Williams	6-3	9	1-0	DNP	DNP	2-1	3-2
Aamaris Brown	6-3	9	2-0	2-1	1-1	0-1	1-0
Davon Hicks	4-5	9	1-0	2-2	DNP	0-1	1-2
Eddie Kelly	4-5	9	1-0	0-1	0-2	3-1	0-1
Jhalyn Shuler	3-3	6	-	1-2	-	1-1	1-0
Jaelen Stokes	3-3	6	-	3-2	DNP	DNP	0-1
Will Jones II	4-1	5	1-1	2-0	-	-	1-0
Ben Knox	4-0	4	-	-	1-0	-	3-0
Joshua Green	2-2	4	0-1	1-1	-	1-0	-
Daquan Evans	2-2	4	2-2	DNP	DNP	DNP	DNP
Darrien Grant	1-3	4	0-1	1-1	0-1	-	-
Rashawn Yates	2-1	3	-	1-0	0-1	1-0	DNP
Brian Norris	2-1	3	-	2-1	-	DNP	DNP
Ray Thornton III	1-2	3	DNP	-	1-1	0-1	DNP
Nick Bags	0-3	3	-	0-2	-	0-1	DNP
Logan Berryhill	2-0	2	-	-	-	2-0	-
De'Juan Sease	1-1	2	-	-	DNP	1-1	-
Jonathan Ross	1-0	1	-	1-0	-	-	-
Sean Atkins	1-0	1	-	-	-	1-0	-
Omarion Dollison	1-0	1	1-0	-	-	-	DNP
Keeon Terrell	1-0	1	DNP	1-0	DNP	DNP	DNP
Mac Harris	0-1	1	-	0-1	-	-	-
Lewai Mitchell	0-1	1	DNP	DNP	DNP	0-1	DNP



2022-23 South Fla. Football
By Quarter Statistics
All games

3rd-Down Conversions

Date	Opponent	Score	Overall	1st Qtr	2nd Qtr	3rd Qtr	4th Qtr	Overtime
09/03/2022	BYU	L 21-50	3-12 25.0	0-3 0.0	1-4 25.0	1-2 50.0	1-3 33.3	0-0 0.0
09/10/2022	Howard	W 42-20	2-8 25.0	0-2 0.0	0-2 0.0	2-3 66.7	0-1 0.0	0-0 0.0
09/17/2022	at Florida	L 28-31	8-15 53.3	3-3 100.0	2-5 40.0	1-3 33.3	2-4 50.0	0-0 0.0
09/24/2022	at Louisville	L 3-41	5-16 31.3	2-4 50.0	1-4 25.0	2-5 40.0	0-3 0.0	0-0 0.0
10/01/2022	vs East Carolina	L 28-48	5-13 38.5	0-2 0.0	0-3 0.0	2-3 66.7	3-5 60.0	0-0 0.0
South Fla.			23-64 35.9	5-14 35.7	4-18 22.2	8-16 50.0	6-16 37.5	0-0 0.0
Opponents			29-64 45.3	10-17 58.8	11-20 55.0	5-15 33.3	3-12 25.0	0-0 0.0

4th-Down Conversions

Date	Opponent	Score	Overall	1st Qtr	2nd Qtr	3rd Qtr	4th Qtr	Overtime
09/03/2022	BYU	L 21-50	2-4 50.0	0-0 0.0	1-2 50.0	0-0 0.0	1-2 50.0	0-0 0.0
09/10/2022	Howard	W 42-20	1-1 100.0	0-0 0.0	1-1 100.0	0-0 0.0	0-0 0.0	0-0 0.0
09/17/2022	at Florida	L 28-31	2-2 100.0	0-0 0.0	1-1 100.0	1-1 100.0	0-0 0.0	0-0 0.0
09/24/2022	at Louisville	L 3-41	1-3 33.3	0-0 0.0	1-1 100.0	0-0 0.0	0-2 0.0	0-0 0.0
10/01/2022	vs East Carolina	L 28-48	2-4 50.0	0-0 0.0	0-1 0.0	1-1 100.0	1-2 50.0	0-0 0.0
South Fla.			8-14 57.1	0-0 0.0	4-6 66.7	2-2 100.0	2-6 33.3	0-0 0.0
Opponents			8-11 72.7	3-3 100.0	2-2 100.0	2-2 100.0	1-4 25.0	0-0 0.0

Time of Possession

Date	Opponent	Score	Overall	1st Qtr	2nd Qtr	3rd Qtr	4th Qtr	Overtime
09/03/2022	BYU	L 21-50	25:17	06:06	07:23	04:34	07:14	00:00
09/10/2022	Howard	W 42-20	21:04	05:08	05:54	05:37	04:25	00:00
09/17/2022	at Florida	L 28-31	36:19	09:55	08:39	05:43	12:02	00:00
09/24/2022	at Louisville	L 3-41	29:13	04:40	10:08	05:29	08:56	00:00
10/01/2022	vs East Carolina	L 28-48	29:14	04:56	07:38	06:28	10:12	00:00
South Fla.			Total 141:07	30:45	39:42	27:51	42:49	00:00
			Avg. 28:13	06:09	07:56	05:34	08:34	00:00
Opponents			Total 158:53	35:34	43:59	35:00	44:20	00:00
			Avg. 31:47	07:07	08:48	07:00	08:52	00:00

collegepressbox
SINCE 2005 EVERYTHING BUT THE PREGAME MEAL

2023

NATIONAL CHAMPIONSHIP

131 Teams

10 Conferences

42 Bowls

25 Awards

collegepressbox is the official
media website for Division I football

Access and download game notes, quotes, statistics, media guides,
headshots, logos and more for all FBS schools, conferences,
postseason games, awards and the College Football Playoff

**For access, please register for an account at:
collegepressbox.com/register**

 collegepressbox

 collegepressboxvideo