



@USFFOOTBALL

SEPT. 13, 2022

UNIVERSITY OF SOUTH FLORIDA BULLS FOOTBALL

TAMPA, FLORIDA

26TH SEASON • 15 WINNING SEASONS • 10 BOWL GAMES • 6 BOWL VICTORIES • 30 NFL DRAFT PICKS • 15 ALL-AMERICA SELECTIONS • REACHED NO. 2 RANKING IN 2007

2022 USF GAME NOTES

GAME 3 • FLORIDA

USF DRIVE STARTERS

- USF seeks first ranked win in six seasons, first road ranked win in 11. Bulls post 6 rushing TD vs. Howard, second-most in program history and most since 2003. WR Weaver posts career-best 113 yards in Game 1, career-best 7 receptions in Game 2. KR Horn delivers first career kickoff return TD vs. BYU with 89-yard return - Bulls have 4 in last 9 games. Bulls appear on nine national award watch lists, the program's most since appearing on 14 to start the 2017 season following a 11-2 campaign in 2016. USF will take the field with 30 four-year college transfers on the roster, 24 projected in the two-deep. LB Grier - 2021 leader in tackles, sacks, TFL, INT and QB hurries - misses most of game 1 & 2 with injury.

USF STAT LEADERS

RUSHING: Battie: 10 carries, 119 yds, 1 TD, 11.9 ypc
PASSING: Bohanon: 391 yds, 34-58 (58.6%), 0 TD, 2 INT
RECEIVING: Weaver: 12 rec., 170 yds, 0 TD, 14.2 ypc
SCORING: Mangham - 18 pts (3 TD)
TACKLES: LaPointe, 14
TFL: Boyles, Logan: 2.0
SACKS: Hansford, Ross, Terrell, Stokes: 1.0
INT: LaPointe & Curry: 1
CAPTAINS: Game by Game

USF RADIO NETWORK

FLAGSHIP: 102.5 FM & 102.5-HD2 (BAY AREA)
TUNEIN RADIO (DIGITAL) - BULLS UNLIMITED
Jim Louk, play-by-play Joey Johnston, analyst
Ryan Urquhart, sideline
PREGAME SHOW (2 HRS PRIOR TO KICK)
Jim Lighthall & Derek Sharp
USF FOOTBALL RADIO SHOW
Wednesdays, 6-7 p.m. on 102.5 HD-2 & Bulls Unlimited

FIND US ON SOCIAL MEDIA

Twitter: @USFFOOTBALL, @Coach_JeffScott
Instagram: USFFOOTBALL
Facebook: facebook.com/SouthFloridaFootball
#GoBulls; #HornsUp; #US2F

USF ATHLETIC COMMUNICATIONS

4202 E. Fowler Ave., ATH 100, Tampa, FL 33620
OFFICE: 813-974-2125 WEB: GoUSFBulls.com
Brian Siegrist, Associate AD for Communications
O: (813) 974-4086 | C: (813)-293-3897 | siegrist@usf.edu
Dave Albrecht, Asst. Director of Communications
O: (813) 974-7099 | C: 561-525-4997 | Albrecht25@usf.edu

USF (1-1; 0-0 American) at #18/21 FLORIDA (1-1; 0-1 SEC)

Saturday, Sept. 17 • 7:30 P.M. • Ben Hill Griffin Stadium (88,548) • Gainesville, Fla.

SURFACE: Bermuda grass
TV: SEC NET: Tom Hart (PXP), Jordan Rodgers (Analyst) & Cole Cubelic (Sideline)
RADIO: 102.5 FM/102.5 HD2
AUDIO STREAM: TuneIn - Bulls Unlimited 1
SERIES: Florida leads, 2-0
IN TAMPA: UF leads; 1-0; W, 42-20 in 2021
IN GAINESVILLE: UF leads, 1-0; W, 38-14 in 2010
VS. SEC: 2-6, last, L, 42-20 to Florida in 2021
VS. RANKED: 11-34; Lost last 12;
Last win: 52-45 vs. #22 Navy 10/28/2016
Last road win: 23-23 at #16 Notre Dame 9/3/2011



USF bulls

RANKINGS (CFP/AP/COACHES):-/-
HEAD COACH: Jeff Scott (Clemson, '03)
RECORD AT USF: 4-19 (3rd)
CAREER RECORD: Same



FLORIDA gators

RANKINGS:-18/21
HEAD COACH: Billy Napier
RECORD AT HOWARD: 1-1 (1st)
CAREER RECORD: 41-13 (5th)

@USFFOOTBALL @COACH_JEFFSCOTT @USFATHLETICS #HORNSUP #GOBULLS #US2F

2022 SCHEDULE

Table with columns: DATE, OPPONENT, ESPN PRESEASON, KICK (ET)/RESULT, TV/RADIO, NOTABLE. Lists games from Sept 3 to Nov 25/26.

BULLS SEEKING FIRST RANKED WIN SINCE 2016

Coming off its first victory of 2022 and a strong rushing display of 205 yards and six touchdowns on the ground, USF heads to Gainesville for just the second time and first in 12 years as the Bulls seek their first victory over a ranked foe since 2016 and first in a road game since 2011. It is the second game of a three-game series. USF returns to Gainesville in 2025. The campuses are separated by 118 miles and approximately two hours on I-75. They are also separated by 589 wins, 37 bowl games and 91 years of playing football, with Florida starting in 1906, in their 110th season, logging 750 wins and 47 bowl games to USF's 1997 start, 26th season, 161 wins and 10 bowl games. USF is however the fastest program in the state of Florida to reach 150 wins.

■ DOWNING NATIONAL CHAMPIONS: USF's victory against BYU in 2019 in Tampa marked the program's most recent and 12th overall triumph against a program that has won an NCAA-recognized FBS national championship. The others: Army, Auburn, Clemson, Florida State, Georgia Tech, Illinois, Miami, Notre Dame, Pittsburgh, Syracuse and TCU. Florida has claimed three national titles: 1996, 2006, 2008. The Gators' defensive coordinator for the last two was Charlie Strong, who led the USF program for three years from 2017-19 and currently is coaching at Miami.

■ LARGE CROWD: With a capacity of 88,548, Ben Hill Griffin Stadium may hold the third-largest crowd USF has ever played in front of on Saturday night. The Bulls played in front of 90,612 in their last trip to Gainesville (2010) and the record for a USF game is 99,235 in attendance for a 2005 game at Penn State.

USF QUICK FACTS

HEAD COACH JEFF SCOTT

Years Coached: _____ 3rd at USF
Alma Mater: _____ Clemson, '03; wide receiver
Career Record: _____ 4-19 (3rd)
Record at USF: _____ 4-19 (3rd)
American Conf. Record: _____ 1-14 (3rd)
Career Bowl Record: _____ NA

USF COACHING STAFF (game location)

Bob Shoop (**Press Box**) Defensive Coordinator/Safeties
 Travis Trickett (**Press Box**) Offensive Coordinator/QBs
 Allen Mogridge (**Field**) Asst. Head Coach/Off. Line
 Daniel Da Prato (**Field**) Special Teams Coord.
 Ernie Sims (**Field**) Co-Def. Coord./Linebackers
 Cam Aiken (**Press Box**) Running Backs/Run Game
 Bobby Bentley (**Field**) Wide Receivers/Pass Game
 George Barlow (**Field**) Cornerbacks
 Da'Quan Bowers (**Field**) Defensive Line
 Xavier Dye (**Field**) Tight Ends/Recruiting Coord.
 AJ Artis (**Field**) Strength & Conditioning
Analysts: Chad Morris, Sawyer Jordan, Steven Koch,
 Bryce Suber, Rueben Wright
Graduate Asst.: Deveonte Mackey, Thad Mangum,
 Jay Shoop, Aaron Winchester

IN THE PRESS BOX

OFFENSE: Travis Trickett. & Cam Aiken
DEFENSE: Bob Shoop

UNIVERSITY QUICK FACTS

Location: Tampa, Fla. **Enrollment:** 50,830
Nickname: Bulls **Colors:** Green & Gold
Conference: American Athletic
President: Rhea Law
Athletic Director: Michael Kelly
Football Office Phone: 813-974-7170

TEAM OVERVIEW

2021 Overall Record: 2-10
2021 American Athletic Record: 1-7
Last Bowl Game: 2018 Gasparilla (Lost)
Starters Returning/Lost: 19/5
Offense: 9/2 **Defense:** 8/3
Special Teams: 2/0
Lettermen Returning/Lost: 46/22
Offense: 24/8 **Defense:** 19/13
Special Teams: 3/2

FOOTBALL HISTORY

First Year: 1997
First Year in FBS: 2000
Record (years): 161-138 (26th season)
FBS Record (years): 141-125 (23rd season)
Bowl Appearances/Record: 10 (6-4)
Last Bowl Appearance: 2018 Gasparilla Bowl (L)
First Team All-Americans: 7
First Team All-Conference: 32

STADIUM INFORMATION

Name: Raymond James Stadium
Capacity: 69,457 **Surface:** Tifway Bermuda 419
Record At Ray Jay: 96-55 (.638)

THE PROGRAM

In its 26th season and 23rd at the FBS level, USF Football has made 10 bowl appearances, including a string of four straight (2015-18) and every season between 2005-10 (6 straight). USF has won six bowl games and produced 15 All-America selections, 30 NFL Draft picks and reached the No. 2 ranking in the Associated Press Poll in 2007.

LAST TIME OUT

BULLS RUN PAST HOWARD

USF posted its first win of the 2022 campaign using a dominating rushing performance alongside three turnovers from the defense to post a 42-20 victory over Howard at Raymond James Stadium. USF logged six rushing touchdowns, their most in a game since in 2003, and 205 yards on the ground. Brian Battie led the offense with 105 rushing yards and a career long 60-yard touchdown. Jaren Mangham logged two touchdowns and junior transfer Michel Dukes posted two. The defense forced three turnovers, equaling their most posted in a game in the 2021 season. Sophomore safety Jayden Curry, making his first career start for an injured Matthew Hill, posted an interception and a fumble recovery. Howard got an interception on the Bulls' opening possession. The Bison then marched 80 yards on their second possession for the game's opening score. The Bulls forced fumbles on the Bison's next two possessions, taking advantage with TD drives of 63 yards and 59 yards. USF steamrolled Howard for 150 of the Bulls 205 rushing yards in the second half. USF scored three unanswered touchdowns after drives of 61, 69 and 54 yards, posting touchdowns on six of seven possessions around halftime to seal the win.

- The USF defense collected three turnovers in the game, equaling the team's most posted in the 2021 season.
- USF logged 6 rushing touchdowns, which is the most in a game since posting 6 vs. Charleston Southern in 2003.
- Battie posted his third career 100-yd rushing game, leading the Bulls with seven carries for 105 yards & one touchdown.

STORY LINES

■ NOW TRENDING:

- LB Antonio Grier eyes return for beat up Bulls defense.
- WR Xavier Weaver (1,187) nears Jessie Hester & current Chief Marquez Valdes-Scantling on receiving chart.
- RB Jaren Mangham now T8th all-time with 18 rushing TD
- S Jayden Curry posts INT & FR in first start
- USF HC Jeff Scott & UF HC Billy Napier coached together at Clemson (2008-10).
- Defense creates three turnovers in rout of Howard.
- Bulls have an SEC ranked road win at #17/13 Auburn (26-23 OT) in 2007 that helped catapult USF to the No. 2 ranking. USF has played SEC road games at Kentucky (2000), Arkansas (2002), Alabama (2003) and Florida (2010) and beat South Carolina, 46-39 OT, in the 2016 Birmingham Bowl.

■ **Indoor Facility Nears Completion:** On Sept. 8, 2021 USF officially broke ground on a \$22 million Indoor Performance Facility on the site of the Bulls current turf practice field. The facility is set to open later this fall and followed on the heels of a \$3 million locker room renovation that opened prior to the start of the 2021 season.

■ **On-Campus Stadium Coming:** On Sept. 8, 2021, USF Board of Trustees Chair Will Weatherford told a gathered audience of nearly 300, "Bulls Nation deserves to have a stadium on this campus. These student-athletes ... our 50,000 students ... the alumni, faculty and administration, they all deserve a stadium on this campus. I'm here to tell you we're going to do it." Stadium planning has moved forward quickly with a site identified on the east end of campus in the current Athletics District and on the site of first Bulls' teams practiced fields. In September, the design/build team of Barton Malow and Populous was selected for the project and the university has targeted 2026 for a stadium opening.

■ **Schedule Up:** USF will play games vs. BYU and at Florida and Louisville this year and has games scheduled in future seasons with Alabama (2023, 24, 26), Boise State (2025, 27), BYU (2026), Florida (2025), Louisville (2024), Miami (2025, 27, 28) and Notre Dame (2029, 31). Future schedules are on page 14.

■ **Explosive Special Teams:** Jimmy Horn Jr.'s 89-yard kickoff return for a touchdown to start the second half in the Bulls' season opening loss to BYU marked USF's fourth kickoff return for a touchdown in the nine eight games. Brian Battie led the nation and earned Consensus All-America honors in 2021 after posting three. *USF is 17th in FBS averaging 26.38 ypr in 2022.*

■ **D-Line Rebuild:** The Bulls return their top six tacklers on defense, but lost four primary players on the defensive line, including 28 starts in 2021 and a total of 75 career starts. However, the unit generated just 20.5 TFL and six sacks in 2021. The Bulls added 12 defensive linemen in 2022, including transfers Nick Bags (Temple), Rashad Cheney (Minnesota), Jatorian Hansford (Missouri), and Jonathan Ross (Bowie State).

■ **Weaver Climbs Charts:** Junior wide receiver Xavier Weaver led USF with 715 receiving yards in 2021, the fifth-best season in program history. He posted a career-best 113 yards on five catches in the season-opener, and followed with a career-best seven receptions in Game 2. He stands 14th all-time on the career receiving chart with 1,187 yards. A season similar to last year would move him into the top four all-time at USF and he currently stands 949 yards behind all-time leader Andre Davis (2,136, 2011-14). His 75 career receptions are 29 from entering the top 10 and 78 short of the record of 153 set by Davis.

■ **New Coordinators:** Defensive coordinator Bob Shoop joined the Bulls in December and brings 17 seasons of coordinator experience – including stops at Mississippi State, Tennessee, Penn State and Vanderbilt. Offensive coordinator Travis Trickett joined the Bulls in January – leaving his alma mater West Virginia after three seasons. He has seven seasons of offensive coordinator experience under his belt, most recently at FAU and Georgia State. Jeff Scott also welcomed former Arkansas and SMU head coach and Clemson offensive coordinator Chad Morris as a senior offensive analyst in the summer.

■ **Senior Linebackers:** Senior linebackers Dwayne Boyles Jr. and Antonio Grier Jr. have led USF in tackles, TFL and sacks in the last three seasons, including posting 68 and 92 tackles, respectively, last year. They are the leaders and anchors of the USF defense and brought a combined 55 starts and 416 tackles, 43.5 TFL and 13 sacks into their senior seasons. They will have the most competition and depth behind them in their careers with the addition of Minnesota transfer DJ Gordon and Coffeyville CC transfer Jhalyn Shuler.

■ **Veteran O-Line Provides Foundation:** All five starters return on the offensive line - LT Donovan Jennings (312), LG Demetris Harris (315), C Brad Cecil (294), RG Dustyn Hall (303) and RT Demontrey Jacobs (315) – return representing a combined 136 career starts. Jennings, Harris and Cecil have started alongside each other for the past four seasons and each bring at least 31 starts into 2022 with Harris (41) and Cecil (38) leading all Bulls returners in career starts. The unit gave up just 25 sacks in 2021 and led a program-record 421-yard rushing effort at Temple. Allen Mogridge returns as offensive line coach for the third year, the longest tenured offensive line coach at USF since Steve Shankweiler served 2010-12.

■ **Strong Running Back Room:** The Bulls return their top four rushers from 2021 and 93 percent of their rushing yards and 24 of their 25 rushing TDs from 2021. Senior Jaren Mangham led the Bulls with 671 yards and 15 TD, while Kelley Joiner and Brian Battie both ran for more than 300 yards and all contributed to a program rushing record of 421 yards vs. Temple last season. That group is bolstered by the return of freshman K'Wan Powell from injury and the additions of Clemson transfer Michel Dukes (a top 50 running back out of high school).



#HORNSUP: USF ALL ACCESS

The USF football TV show follows head coach Jeff Scott and the Bulls inside the program with unique access and features. The show airs Sunday nights at 9 p.m. on WTTA Great 38 in the Bay area and segments are posted throughout the week on USF Football social channels (Twitter, Facebook and Instagram) throughout the season.

NOTING THE OPPONENT: FLORIDA

Florida began playing football in 1906 as the state's flagship program. The Gators have won three national championships (1996, 2006, 2008) and 15 Southeastern Conference championships (the last in 2008). On Nov. 28, 2021, Billy Napier was hired as Florida's 29th head coach. Napier, the former head coach of the Louisiana Ragin Cajuns (40-12 in four seasons) and an Alabama assistant under Nick Saban from 2013-16, has guided the Gators to a 1-1 start.

- UF opened with a 29-26 home upset of the No. 7-ranked Utah Utes on Sept. 3, then began their SEC schedule on Sept. 10 with a 26-16 home defeat against the Kentucky Wildcats.
- Against Utah, QB Anthony Richardson rushed for 106 yards, including a 45-yard score, and produced three touchdowns. Richardson's 2-yard run with 1:25 remaining put the Gators up for good.
- The Utah victory was sealed when linebacker Amari Burney made a diving interception of Utah QB Cameron Rising in the end zone with 17 seconds remaining on second-and-goal from the 6-yard line.
- Against Kentucky, Richardson rushed just six times for 4 yards, while completing 14-of-35-passes for 143 yards, no touchdowns and two interceptions.
- Kentucky's defense held the Gators to 279 yards, 4-of-16 third-down conversions and no points after halftime. The Gators led 16-7 in the second quarter, fueled by a pair of field goals from Adam Mihalek (39 and 50 yards), plus an 11-yard run by Trevor Etienne (the brother of Travis Etienne, whom USF head coach Jeff Scott coached at Clemson).
- The loss against Kentucky dropped the Gators from No. 12 to No. 18 in the AP poll.

SUNSHINE SLATE

USF is seeking to even its all-time record against teams from the state of Florida. It is 17-18 overall against state teams, posting at least one victory against all of the FBS/FCS teams except Florida and Bethune-Cookman (never played USF).

UCF: 6-7	Florida A&M: 4-0
Florida Atlantic: 3-1	Florida International: 2-0
Florida State: 1-2	Miami: 1-5
Florida: 0-2	
Total: 17-18	

SERIES VS FLORIDA

The Gators have won both previous meetings against the Bulls.

On Sept. 12, 2010, the Gators prevailed 38-14 before 90,612 fans at the Swamp. USF took a 7-0 lead on its first possession as sophomore quarterback B.J Daniels engineered a 17-play, 96-yard drive that culminated with his 2-yard pass to tight end Andrew Ketchel.

On Sept. 11, 2021, before 64,692 fans at Raymond James Stadium, the Gators defeated the Bulls 42-20. Gators reserve quarterback Anthony Richardson rushed four times for 115 yards, including an 80-yard touchdown run. The Gators also scored on plays of 75, 35, 41 and 33 yards. USF got a pair of touchdown runs from Jaren Mangham.

2021 GAME BOX SCORE:

FULL GAME	UFL	USF
FIRST DOWNS	26	20
Rushing	13	8
Passing	12	9
Penalty	1	3
NET YARDS RUSHING	363	35
Rushing Attempts	46	41
Average Per Rush	8.2	2.3
Rushing Touchdowns	3	2
Yards Gained Rushing	372	138
Yards Lost Rushing	43	43
NET YARDS PASSING	303	188
Completions-Attempts-Int	17-25-2	17-30-1
Average Per Attempt	12.1	6.3
Average Per Completion	17.8	11.1
Passing Touchdowns	3	0
TOTAL OFFENSE YARDS	666	283
Total offense plays	69	71
Average Gain Per Play	9.7	4.0
Fumbles-Number-Lost	0-0	2-0
Penalties-Number-Yards	4-45	2-20
PUNTS-YARDS	3-127	7-278
Average Yards Per Punt	45.7	39.7
Net Yards Per Punt	29.7	39.7
Inside 20	1	1
50+ Yards	2	1
Touchbacks	0	0
Fair catch	1	2
KICKOFF-YARDS	7-432	5-315
Average Yards Per Kickoff	61.7	63.0
Net Yards Per Kickoff	41.6	42
Touchbacks	2	3
Fair Catch Yards	20	0
First Returns: Number-Yards-TD	0-0-0	2-49-0
Average Per Return	0.0	24.0
Kickoff Returns: Number-Yards-TD	2-90-0	3-40-0
Average Per Return	15.0	13.3
Interceptions: Number-Yds-TD	1-0-0	2-88-0
Fumble Returns: Number-Yds-TD	0-0-0	0-0-0
Miscellaneous Yards	0	0
Possession Time	30:42	29:18
1st Quarter	03:48	11:12
2nd Quarter	09:25	05:35
3rd Quarter	08:45	06:15
4th Quarter	08:44	06:16
Third-Down Conversions	4-12	5-17
Fourth-Down Conversions	1-3	0-2
Red-Zone Scores-Chances	1-2	1-4
Touchdowns	1-2	2-4
Field Goals	0-2	2-4
Sacks By: Number-Yards	1-5	1-8
PAT Kicks	5-6	2-2
Field Goals	0-0	2-2

FLORIDA						
RUSHING						
	No.	Gain	Loss	Net	TD	Lg
Anthony Richardson	41	115	0	115	1	80
Emory Jones	13	89	8	81	1	33
Dameon Pierce	5	55	0	55	1	20
Nayquan Wright	7	36	0	36	0	9
Demarcus Bowman	3	33	1	32	0	26
Malik Davis	7	23	1	22	0	8
Lorenzo Lingard	5	21	0	21	0	4
Totals:	44	372	9	363	3	80
PASSING						
	C-A	Yds	TD	Long	Sack	
Emory Jones	14-22-2	151	1	35	1	
Anthony Richardson	3-3-0	152	2	75	0	
Totals:	17-25-2	303	3	75	1	
RECEIVING						
	TAR	No.	Yards	YAC	TD	Long
Jacob Copeland	5	5	175	49	2	75
Xzavier Henderson	4	4	68	48	1	36
Justin Shorter	5	2	23	3	0	13
Malik Davis	2	2	9	6	0	5
Rick Wells	2	1	20	17	0	20
Dameon Pierce	1	1	13	7	0	13
Nayquan Wright	1	1	0	-1	0	0
Daejon Reynolds	1	1	5	2	0	5
Trent Whittemore	2	0	0	0	0	0
Nick Elkis	1	0	0	0	0	0
Totals:	24	17	303	127	3	75

SOUTH FLA.						
RUSHING						
	No.	Gain	Loss	Net	TD	Lg
Darrian Felix	13	42	2	40	0	13
Jaren Mangham	8	29	0	29	2	12
Brian Battie	7	29	4	25	0	10
Timmy McClain	8	28	17	11	0	10
Kelly Joiner Jr.	3	10	0	10	0	6
Cade Fortin	2	0	6	-6	0	-3
Latrell Williams	0	0	14	-14	0	0
Totals:	41	128	43	85	2	13
PASSING						
	C-A	Yds	TD	Long	Sack	
Cade Fortin	12-18-1	91	0	24	1	
Timmy McClain	4-10-0	83	0	44	0	
Xavier Weaver	0-1-0	0	0	0	0	
Katavris Marsh	1-1-0	14	0	14	0	
Totals:	17-30-1	188	0	44	1	
RECEIVING						
	TAR	No.	Yards	TD	Long	
Latrell Williams	7	4	22	13	0	1
Omarrion Dobbson	3	3	27	9	0	16
Darrian Felix	3	3	13	19	0	11
Xzavier Henderson	5	2	68	2	44	1
Sean Atkins	2	2	34	17	0	23
Mitchell Bankman	3	1	14	5	0	14
Elyce Miller	3	1	5	0	0	6
Jimmy Horn Jr.	1	1	4	0	0	4
Kelly Joiner Jr.	1	0	0	0	0	0
Brian Battie	1	0	0	0	0	0
Demarcus Gregory	1	0	0	0	0	0
Vytus Terry	1	0	0	0	0	0
Totals:	29	17	188	75	0	44

AMERICAN CONFERENCE

School	STANDINGS		
	CONF	OVERALL	STREAK
1. Memphis	1-1	1-1	W1
2. SMU	0-0	2-0	W2
Tulane	0-0	2-0	W2
4. South Florida	0-0	1-1	W1
UCF	0-0	1-1	L1
Cincinnati	0-0	1-1	W1
East Carolina	0-0	1-1	W1
Tulsa	0-0	1-1	W1
Temple	0-0	1-1	W1
10. Navy	0-1	0-2	L2

AAC TO ADD 6 NEW MEMBERS IN 2023:

UAB, Charlotte, FAU, North Texas, Rice & UTSA will officially join the AAC on July 1, 2023.

BULLS FACE 4 TEAMS HEADED TO BIG 12 IN 2023:

BYU, Cincinnati, Houston and UCF are all on the 2022 slate



BAY AREA PRIDE

For the 2022 season, the Bulls added two new marks to their jerseys to display their pride in the great Bay area community. USF placed "Tampa Bay" across the back of its helmets and developed a new state of Florida patch that outlines the seven Bay area counties in green with the iconic "U" logo visible within them.



GATOR TALES

Some of the most memorable victories in USF Athletics history occurred against the Florida Gators.

Baseball: In 2021, en route to the NCAA Super Regionals, the American Athletic Conference champion USF Bulls captured the Gainesville Regional and opened with a 5-3 victory against the Gators.

Men's Basketball: In 1982, USF clinched its second straight Florida Four Tournament championship with a 77-73 win against the Gators at the O'Connell Center. USF's Charlie Bradley (30 points), the nation's leading scorer, iced it by hitting a one-and-one with 13 seconds remaining.

Softball: In 2012, USF defeated Florida 1-0 to win the Gainesville Regional (and eventually earn a berth in the Women's College World Series). USF left-hander Sara Nevins worked out of a bases-loaded, nobody-out situation in the sixth inning.

Women's Basketball: In 2005, USF downed Florida 61-56 in the Women's National Invitation Tournament to earn the program's first postseason victory.

Women's Soccer: In 2019, USF defeated Florida 4-2 in an NCAA Tournament first-round match behind a hat trick from Evelyne VienS to avenge a regular-season defeat against the Gators. The Bulls reached the Round of 16 and fell 2-1 against Florida State.

#US2F: Coined by Jeff Scott upon his introduction as the fifth USF head coach on Dec. 9, 2019, United Start 2 Finish (#US2F) has become the hashtag and mantra for the football program and entire USF community calling on the entire thriving Bay area community to join the stampede to elevate the Bulls' athletic programs and university.



I FIRMLY BELIEVE THAT
IF WE COME TOGETHER
AND CREATE GREAT UNITY
THIS WILL BE THE START
OF THE BEST DECADE IN
UNIVERSITY OF
SOUTH FLORIDA
FOOTBALL
HISTORY!

25TH ANNIVERSARY SEASON

USF celebrated its 25th season of football in 2021 after the program hit the field in 1997 after an initial season of only practices and scrimmages in 1996. The University was founded in 1956 but didn't field a football team for another 41 years. After the first football feasibility meeting in 1991 and formal approval by the State Board of Regents in 1995, the Bulls debuted as a Division I-AA (Football Championship Subdivision) program on Sept. 6, 1997 with an 80-3 victory against NCAA Division II Kentucky Wesleyan at the old Tampa Stadium. When USF football debuted, the university's enrollment was 36,649 (it's now 50,830). USF's overall operating budget has advanced from \$500-million to \$1.857-billion during the 25-year football era, while USF's economic impact on the Tampa Bay region has gone from \$1.1-billion to \$4.4-billion.

USF FOOTBALL

Year Started	1997
Seasons Played	25
Head Coaches	5
Bowl Games/Wins	10/6

BULLS FASTEST TO REACH TOP 10

■ In 2007, USF became the fastest program in the modern AP Poll Era to go from inception to a Top 10 national ranking as the Bulls were ranked No. 6 in the Week 5 AP Poll in just the program's 11th season. The Bulls would climb all the way to the No. 2 ranking two weeks later in Week 7 to become the fastest to reach a Top 5 ranking.

■ The Bull have reached a Top 25 ranking in seven seasons, including three straight (2016-18), and been ranked a total of 48 weeks, including 12 in the top 15.

FASTEST TO 150 WINS IN FLORIDA

With a victory over ECU in 2018, USF became the fastest Florida FBS program to reach 150 wins.

STATE OF FLORIDA FBS PROGRAMS

School.....	Game Reached.....
150th Win/Games	
USF	4th game of 2018150/255 (.588)
Florida.....	1st game of 1937150/258 (.581)
Miami.....	5th game of 1955150/267 (.562)
Florida St.....	10th game of 1975150/292 (.513)
UCF	9th game of 2005150/294 (.510)
FAU & FIU had not reached 150 wins	

BEATING NATIONAL CHAMPIONSHIP PROGRAMS

USF has defeated 12 programs with an NCAA-recognized FBS national championship, including wins against Army, Auburn, BYU, Clemson, Florida State, Georgia Tech, Illinois, Miami, Notre Dame, Pittsburgh, Syracuse and TCU.

39 WAS FINE

Jeff Scott, now 41, turned 39 on Dec. 28, 2019, just weeks after accepting the USF job. His former position coach and head coach at Clemson, Dabo Swinney, was also 39 when he ascended to the head coaching job at Clemson, leaving his position as wide receivers coach, which he then tabbed Scott, who was a GA on the staff, to fill. Another notable 39-year-old first time head coach was Jim Leavitt, who left Bill Snyder's staff at Kansas State to begin the USF program as its first head coach in 1996 when he was 39.

THE SWINNEY TREE

Jeff Scott is the first true branch of the Dabo Swinney coaching tree and has followed a remarkably similar path. Swinney has led Clemson since 2008 and Scott was with him during the entire rise of the program to national dominance that saw five straight CFP appearances and two national titles in the final five years of Scott's tenure.

■ **Wide Receivers Coach Tradition:** Dabo Swinney was a walk-on wide receiver at Alabama and was hired by his Alabama position coach, Tommy Bowden, when Bowden got the head coaching job at Clemson. Scott was a three-year letterman wide receiver at Clemson and was coached by Swinney, who promoted him to his first primary FBS coaching position in 2008 to replace Swinney at wide receivers coach after Swinney became the head coach. Scott's first wide receivers coach on his USF staff was Xavier Dye, who played for Scott at Clemson, and is now coaching tight ends and serves as recruiting coordinator.

HUNTER CONNECTS TAMPA & CLEMSON

Jeff Scott and his wife, Sara, welcomed their first son on Aug. 10, 2020, as he joined sister, Savannah. The couple, who had spent most of the previous two decades in Clemson, S.C., decided to name their son Hunter in honor of stand-out Clemson wide receiver and now NFL receiver Hunter Renfrow, whom Scott coached at Clemson. The name was chosen as a symbolic connection between Clemson and Tampa. As many will remember, Renfrow caught the game-winning pass in the Tigers 2016 CFP National Championship win over Alabama in the corner of the end zone at Raymond James Stadium in Tampa. Scott called the game-winning play as co-offensive coordinator at the time and when he first arrived in Tampa upon being named USF head coach, he visited Raymond James Stadium and reenacted that play in the corner of the end zone.



**#BAYMADE
FOCUS ON CULTIVATING
HOMEGROWN TALENT**

Jeff Scott has focused USF's recruiting on the state of Florida and particularly the Bay area and its seven surrounding counties.

- USF's priority order for recruiting is: 1) the Bay area (100 mile radius); 2) the state of Florida (10 broken into geographic areas), 3) bordering and nearby states (GA, AL, SC, NC); 4) national.
- Within a 100-mile radius of Tampa there are 121 high schools. There are close to 100 Division I players recruited nationally from the area annually.
- Each USF coach is assigned 12 schools in Area (with one getting 13) as the Bulls build on the benefit of players being able to have their family involved in the program, see them play regularly, go home regularly and play for their city as well as the benefit of building their brand in a thriving metropolitan economic area of over 4 million people and numerous large businesses and professional opportunities.

- The 2022 Bulls' roster features 27 players from the Bay area, including 11 projected in the two deep to start the 2022 season.
- 76 of the players on USF's roster hail from the state of Florida. That represents 65 percent of the roster with Georgia (9) and South Carolina (6) being the next closest states in producing current Bulls.
- Among the Bay area standouts on the Bulls' 2022 roster are: running back Brian Battie, left tackle Donovan Jennings, guards Mike Lofton and Zach Perkins, cornerbacks Aamaris Brown and TJ Robinson, safeties Mekhi LaPointe and T-Mac Simpson, defensive linemen Darien Grant, linebacker DJ Gordon, and placekicker Spencer Shrader.



DID YOU KNOW?

✓ QB Gerry Bohanon

Academics shaped the life of Bohanon. His principal at Earle (Arkansas) High School was his mother, Juanita. He often

did homework on the bus rides to road games. He finished his undergraduate degree in 2 1/2 years at Baylor University.

✓ **WR Ajou Ajou** His name means "powerful" in the Dinka language. His mother spent time in a South Sudanese refugee camp in the 1990's as war tore the country, before immigrating to Alberta, Canada where she works in a slaughterhouse. She can speak six languages. He has gone three years without seeing his mother, since moving to attend Clearwater Academy. She has yet to see him play college football in person.

✓ **WR Khafre Brown** Brown was named for the Egyptian king Khafre, who built the second largest pyramid of Giza during his 66-year reign, concluding somewhere around 2570 B.C. Brown's mother was intrigued after seeing a picture of Khafre's statue in a book. Brown does paintings for a hobby. He specializes in sunsets, usually in a beach or skyline setting. He picked up the hobby from his mother, who is an artist.

✓ **DT Rashad Cheney** After transferring from Minnesota, Cheney has reunited with his old friend LB Antonio Grier. Cheney and Grier first met at age 4 when they were in the same daycare facility in Atlanta.

✓ **OL Demontrey Jacobs** The mother of OT Demontrey Jacobs, Venessa Jacobs, is the head volleyball coach at Southern University.

✓ **DT Nick Bags** Nick Bags shortened his last name after his high-school coaches had trouble spelling and pronouncing "Bagashvili." Bags' mother immigrated to New York from the country of Georgia, which seceded from the Soviet Union in 1992. For two years, Bags lived

with his grandmother in Georgia, then returned to New York as a third-grader and had to learn English.

✓ **LB Antonio Grier** Grier is president of his fraternity. Grier also regularly visits teenage kids and young men at the Hillsborough County Detention Center to learn about their lives and share positive messages about how they can improve. His nickname is "Yo Yo."

✓ **P Andrew Stokes** is 28 years old and the Bulls second straight punter to come out of Prokick in Australia. He had never played in a football game when he arrived at USF. Stokes spent seven years playing Australian rules football with the Railways in the Great Northern Football League, then Freemantle of the West Australia Football League.

✓ **K Spencer Shrader** was home schooled in high school and was a standout soccer player, scoring a school-record 33 goals in a season for Newsome HS and had a professional tryout in Brazil (for three months in 2018). He came to play football on a relative whim, as a Newsome junior he was kicking footballs simply because they happened to be nearby when the football coach at the time, Ken Hiscock, was walking nearby and said he was stopped short "by the sound." He founded an online company (CopperFox Technologies) that does brand design, web development and sales force integration. He and his family work together on a nonprofit organization, Liberty Villages, which builds Christian communities dedicated to education, entrepreneurship, freedom and peace.

✓ **G Demetris Harris** had both parents serve in the Navy. Demetris Harris Sr. and Stephanie Harris both served approximately 12 years, where they met.

✓ **LB Coach Ernie Sims** was ranked the No. 1 recruit in the nation by Rivals in 2003 before signing with Florida State where he became an ESPN first team All-American linebacker and went on to be the No. 9 overall pick in the 2006 NFL Draft by the Detroit Lions in 2006. Sims played eight NFL seasons with four teams and the Tallahassee native recorded 623 tackles in the NFL.



FREAKS LIST

Safety Will Jones, a transfer from Kansas State and maybe USF's fastest player, was named on Bruce Feldman's annual college football "Freaks List" for The Athletic, which cited his being clocked at over 22 mph on the team's GPS tracker and his ability to squat 600 pounds and bench 375 while weighing just 190 pounds.

Jones was supposed to be a major factor last season. Two days before the Bulls' opener at NC State, on an inconsequential non-contact play with about five minutes remaining in the week's final practice, Jones suffered a torn ACL. He was done for the season — before it even began. A few USF coaches and players said the thought of it nearly made them physically ill. Nearly 365 days later, Jones has returned. He said he hasn't surrendered any speed. In fact, he feels faster. He's not necessarily looking to make up for lost time, but his urgency is clear.

When Bob Shoop became USF's defensive coordinator last December, he arrived early for his first official day at the office. One player waited outside the door.

It was Bulls safety Will Jones.

"That showed me something," Shoop said. "It showed me how eager he was for success, how determined he was to come back. I believe he will be a major factor for our defense."

TRANSFER TALENT

Jeff Scott has welcomed numerous transfers since taking the reins of the Bulls, including 30 four-year college transfers on the 2022 roster - with 22 from FBS programs and 19 from Power Five programs. Starting the 2022 season, 24 transfers are projected in the two deep (12 on defense, 10 on offense and two specialists) with nine projected as starters - including at quarterback and running back. Among the schools players have come to USF from are: Auburn, Baylor, Clemson, Colorado, Kansas State, Maryland, Miami, Minnesota, Missouri, North Carolina, Rutgers, Tennessee and Virginia Tech.

GRADUATES

USF enters 2022 with 21 graduates on the roster. They are: Sean Atkins (WR), Andrew Beardall (LS), Logan Berryhill (WR), Gerry Bohanon (QB), Dwayne Boyles (LB), Chris Carter (TE), Brad Cecil (C), Daquan Evans (CB), Darrien Grant (DE), Antonio Grier (LB), Demetris Harris (G), Demontrey Jacobs (T), Donovan Jennings (T), Mekhi LaPointe (S), Chris Mottillo (TE), Brian Norris (LB), Jonathan Ross (DE), Alec Valet (OL), Jason Vaughn (DE), Latrell Williams (WR) and Rashawn Yate (DE).

MONEY DOWNS

USF calls third downs "Money Downs" as the opportunity to extend a drive or get the defense off the field. The offense yells out "Money" on third downs while the defense yells "Cash" to ensure all players on the field are aware of the situation.

WATCH LIST WAVE

Following several seasons of sparse presence on national award watch lists, the Bulls enter 2022 appearing on eight such lists, the program's most since appearing on 14 watch lists entering the 2017 season after posting an 11-2 record and finishing in the Top 25 in 2016.

Bulls on national award watch lists entering the 2022 season include:

QB Gerry Bohanon – Davey O'Brien Award
& Johnny Unitas Gold Arm Award
RB/KR Brian Battie – Paul Hornung Award
WR Xavier Weaver – Biletnikoff Award
LB Dwayne Boyles – Rotary Lombardi Award
LB Antonio Grier – Broko Nagurski Trophy
& Wuerffel Trophy
K Spencer Shrader – Lou Groza Award

SUPER SENIORS

Head coach Jeff Scott was very pleased with his team's leadership heading into the spring, specifically identifying the Bulls' "Super Seniors" for rising to the top and leading. USF has 12 "Super Seniors" – players who elected to use an extra year of COVID eligibility – on the roster. They are: Dwayne Boyles (LB), Brad Cecil (C), Darrien Grant (DE), Antonio Grier (LB), Jatorian Hansford (DE), Demetris Harris (G), Demontrey Jacobs (RT), Donovan Jennings (LT), Mekhi LaPointe (S), Latrell Williams (WR), Rashawn Yates (DT). Safety Vincent Davis also chose to come back but was forced to retire due to injury.

■ Six "Super Seniors" ranked among the top 8 of the Bulls "Grit" rankings following winter workouts. All 12 ranked among the Top 25.

■ Super Senior center Brad Cecil led all players in "Grit" rankings after summer workouts.

21 EARLY ENROLLEES

USF welcomed a program record 21 early enrollees from the 2022 Class to campus in January. They have worked with the Bulls through winter workouts and will take the field during spring drills.

■ Among the early enrollees were 13 FBS transfers.

OFFENSE

Ajou Ajou, WR (Clemson)
Jason Albritton, RB (Newsome HS)
Derrell Bailey Jr., OL (Virginia Tech)
Byrum Brown, QB (Rolesville HS)
Khafre Brown, WR (North Carolina)
Michel Dukes, RB (Clemson)
Jayson Littlejohn, TE (College of the Sequoias)
Mike Lofton, OL (UCF)
Zach Perkins, OL (Maryland)
Cade Roberts, WR (South Walton HS)

DEFENSE

Nick Bags, DT (Temple)
Aamaris Brown, DB (Kansas State)
Rashad Cheney, DL (Minnesota)
DJ Gordon IV, LB (Minnesota)
Jatorian Hansford, DE (Missouri)
Jhalin Hobbs, DL (Lennard HS)
Clyde Pinder, DL (North Carolina)
Jhalyn Shuler, LB (Coffeyville CC)
Ray Thornton, S (Clemson)
Tavin Ward, DB (Palmetto Prep)
Jacquez Williams, DL (Jenkins HS)

USF FOOTBALL FACILITY IMPROVEMENTS



Entering 2021, USF completed a \$3.3 million upgrade to its current football facilities, including:

- A completely renovated locker room featuring: 120 lockers, state of the art digital lighting and surround sound system, a team lounge with two 86" big screen TVs, video game console, pool table, ping-pong table and furnishings, a nutrition fueling station, new LED graphics and 55" monitors throughout.
- New entry ways, graphics and carpeting throughout the operations area.
- New team room graphics and chairs.
- Renovated coaches offices and staff rooms with new furniture, graphics and carpeting.

INDOOR PERFORMANCE FACILITY

USF is completing an 88,000-square foot indoor facility this fall at a cost of approximately \$22 million, which will feature a 100-yard turf field, climate control, branded lobby and observation deck slated for completion prior to the start of the 2022 season.

ON CAMPUS STADIUM/FOOTBALL CENTER

USF has plans to build an on-campus stadium which will include a USF Football Center that will serve as a new home for USF football with coaches offices, meeting spaces, weight room, locker room, training and equipment areas and player lounge among the amenities. The stadium is targeted for completion in 2026.

OFFENSIVE NOTES STARTING QUARTERBACK

Scott named a starting quarterback following the first fall camp scrimmage as he went with junior Baylor transfer Gerry Bohanon over incumbent returning sophomore Timmy McClain, who transferred to UCF. Returning sophomore Katravis Marsh and true freshman Byrum Brown appear to be the primary backups. In May the Bulls welcomed Bohanon, who started 12 games last season and helped the Bears to a Big 12 championship and Sugar Bowl victory against Ole Miss. Marsh, a big-armed prospect with an NFL body, has started two in his career to date. Scott said a staff member told him there was one car in the USF facility parking lot on Memorial Day. It belonged to Bohanon, who was inside watching film on his own.

■ The Bulls had seven different starting quarterbacks the past four years since the graduation of standout Quinton Flowers who led the Bulls to 30 wins in three years as the starter.

2018: Blake Barnett (10 starts), Chris Oladokun (3)

2019: Jordan McCloud (10), Barnett (3)

2020: McCloud (7), Noah Johnson (1), Katravis Marsh (1)

2021: Timmy McClain (9), Cade Fortin (2), Marsh (1)

AROUND THE HORN

Sophomore Jimmy Horn Jr. continued to put his speed on display in the season-opener vs. BYU - posting an 89-yard kickoff return touchdown to open the second half, the 14th in program history and just the 10th USF player to do it.

■ Horn's 80-yard touchdown reception against Cincinnati in 2021 was the longest play from scrimmage by a USF freshman in program history and stands as the eighth-longest touchdown catch in USF history and helped him to record his second 100-yard receiving game of the

season with five catches for a career-best 108 yards (95 after the catch).

■ He finished second on the team with 30 receptions for 408 yards in 2021, his true freshman season.

BULLS POST SIX RUSHING TD

The Bulls rushed for 205 yards, 150 of which came in the second half, a 42-20 win over Howard. USF logged 6 rushing touchdowns by four players, which is the most in a game since posting 6 vs. Charleston Southern in 2003. Jaren Mangham and Michel Dukes each posted two and Brian Battie and K'wan Powell each added one.

■ USF Set a program record in 2021 with 421 rushing yards in a 34-14 victory over Temple, eclipsing the mark of 416 set at Memphis on Nov. 12, 2016, including a record with 27 rushing first downs, smashing the previous mark of 21 vs. Illinois in 2017. USF had two players (Jaren Mangham (152) and Kelley Joiner (126) run for 100-yards or more. Mangham posted a career-high tying 26 carries for 152 yards and two touchdowns.

MANGHAM STYLE

Colorado transfer running back Jaren Mangham (6-2, 231) established himself as the Bulls' go-to redzone option in 2021, logging 15 rushing touchdowns on the year.

■ Added 10 pounds to his rugged frame for 2022.

■ Mangham scored three TD in the opening two games (2 vs. Howard) and now has 18 rushing TD in 14 games at USF, good for a tie for 8th all-time, and 23 for his career (5 at Colorado). He needs two to tie QB Marquel Blackwell (a USF Athletic Hall of Famer) for 7th and five to enter the top 5 all-time. Quarterback Quinton Flowers holds the record with 41 (2014-17).

■ Mangham ranked No. 13 nationally with 15 rushing TD in 2021, which tied for the second-best season mark

in USF history and three short of the record of 18 set by Quinton Flowers in 2016.

■ His string of at least one TD in SEVEN games (Florida to ECU) tied for second all-time at USF. He had six games with multiple TD on the year.

■ He set a USF record posting at least two rushing TDs in FOUR straight games (2 vs. Florida, 3 vs. FAMU, 2 at BYU, 2 at SMU).

■ Mangham ran for three touchdowns vs. Florida A&M (2, 4 & 9), the most for a USF player in a game since the 2018 season and tied for the third-most all-time.

BIG PLAY WEAVER

After a breakout season in 2021 that saw 6-1, 180-pound Xavier Weaver earn first-team All-AAC honors from Pro Football Focus and second-team from Pro Football Network as he led the Bulls for 41 catches for 715 yards and a 17.4 ypc, the springy junior looks to rewrite the record books.

■ Posted his second career 100-yard receiving game with 113 on five catches vs. BYU (9.3) in the season-opener, including catches of 50, 27 and 21 yards.

■ He has 1,187 career yards receiving and 75 receptions, needing just 347 yards to enter the Top 5 all-time at USF (949 from the record of 2,136) and 29 catches to enter the Top 10 (record is 153).

■ He led USF in receiving yards in 8 of 11 games he played in 2021 and led USF with career-bests of 715 receiving yards (10th in a season at USF) and 41 receptions on the year.

■ His 715 yards in 2021 rank 5th all-time for a season at USF and were just 164 shy of Marquez Valdes-Scantling's season mark of 879 ypr in 2017.

■ His 17.3 ypc in 2021 ranks 10th all-time in a season at USF and led The American.

■ Weaver also proved to be a potent punt returner logging an average of 12.9 ypr on nine returns that would have ranked No. 6 nationally if he had two more returns.

■ Has a tattoo of Uncle Penny Bags, the banker from the Monopoly game, on his left shin because "I like to be money in every sense of the word."

■ His father, Sean Weaver, played four seasons with the San Diego Chargers.

■ He is the first player from Orlando Christian Prep to sign with a Division I-A school.

ALL-AMERICAN BATTIE (BAT-TEE)

Kick Returner/Running Back Brian Battie (Sarasota/Sarasota HS) became just the second Bull to earn Consensus All-America honors in 2021 and the first since defensive end George Selvie did so in 2007.

■ Tied an NCAA RECORD with two 100-yard kickoff returns in the same game vs. Houston (including the game's opening kickoff), joining Utah's Reggie Dunn (2012, vs. Cal).

■ LED THE NCAA with three kickoff returns for TD on the year and ranked No. 5 nationally averaging 32.5 ypr.

■ Set USF season and career records with three kickoff returns for touchdowns in 2021 and his return average broke the mark set by J.R. Reed in 2003 when he led the nation with a 31.7 ypr average.

■ Posted his THIRD career 100-yard rushing game with 105 yards on just 7 carries (15.0 ypc) vs. Howard, including a 60-yard TD run.

His other 100-yard games:

110 on 10 carries (11.0 ypc) vs. Florida A&M (9.18.21), 102 (6.8 ypc) vs. UCF in the last game of 2020.

■ He has led USF in rushing five times in his young career.

SWEET PAD!

Raymond James Stadium hosted Super Bowl 55 on Feb. 7, 2021, as the Bucs defeated the Chiefs in the stadium's third Super Bowl. It also hosted the 2017 CFP Championship game. In recent years, the stadium has undergone major upgrades securing its stature among the finest venues:

- The first venue IN THE WORLD to feature Sportsbeam LED Field Lighting, which allows for 2.1 million color combinations and 100s of lighting effects. (2020)
- The addition of 5G network connectivity. (2020)
- \$10.4 million in COVID-19 mitigation, cleaning and sanitization enhancements, including installation of 775 hand sanitizer stations in the stadium and surrounding lots. (2020)
- Nearly \$160 million in upgrades (2018), including: a new 8,000-square-foot, full-service premium sports bar, new East & West Stadium Clubs that include sleek new bars, a club lounge, massive video displays, 162 TVs, and a state-of-the-art audio system, concourse and concession enhancements and locker rooms.
- State of the art, high visibility 9,600-square-foot video displays in both end zones along with the addition of a new 2,300-square-foot video towers in each corner and stadium ribbon board. All together, the video displays cover more than 28,000-square-feet, making Raymond James Stadium the third-largest video displays in the United States.



O-LINE CONTINUITY

Not only does USF return all five offensive line starters from 2021, but also the longest tenured offensive line coach at USF since 2012.

- Assistant Head Coach Allen Mogridge returns to coach the offensive line for the third straight season, becoming the longest tenured Bulls coach at the position since Steve Shankweiler led the unit from 2010-12.
- USF has had seven offensive line coaches since 2012, with an average tenure of 1.4 years over the last 10 years and five serving for just one season.
- Super Senior offensive linemen Brad Cecil, Demetris Harris and Donovan Jennings have all started games in four seasons and played for three offensive line coaches.
- Brad Cecil is a 2022 Campbell Trophy candidate for achievement on the field, classroom and community.

O-LINE CHASING CAREER STARTS MARKS; LEAD NATION IN STARTS ENTERING 2022

All five starters return on the offensive line - LT Donovan Jennings, LG Demetris Harris, C Brad Cecil, RG Dustyn Hall & RT Demontrey Jacobs - returned in 2022 representing a combined 136 career starts. Jennings, Harris and Cecil have started alongside each other for the past four seasons and each brought at least 31 starts into 2022 with Harris (41) and Cecil (38) leading all Bulls returners in career starts and with a chance to both finish not only as the most prolific starting offensive linemen in program history (passing Quinterrius Eatmon), but at the top of the all-time Bulls career starts chart.

CAREER STARTS

1. Aggie Sanchez, LB, 2014-17	50
2. George Selvie, DE, 2006-09	50
3. DeDe Lattimore, LB, 2010-13	49
4. Quinterrius Eatmon, OL, 2011-14	46

Demetris Harris, OL	43
Brad Cecil, OL	40
Donovan Jennings, OL	33

- USF's offensive line brought 154 total career starts into the 2022 season, which led the nation by nearly 10:
- | | |
|----------------|-----|
| USF | 154 |
| Pittsburgh | 145 |
| Georgia State | 143 |
| Miami FL | 137 |
| South Carolina | 129 |

THE OFFENSIVE BRAIN TRUST

First-year offensive coordinator Travis Trickett said USF's offense will be a fast-paced, attacking unit. The presence of senior analyst Chad Morris, the former Clemson offensive coordinator and head coach at SMU and Arkansas, can't be overstated, either. Trickett is longtime believer in the offensive philosophy espoused by Morris and has integrated many elements of it in offenses in his previous stops and at USF. Scott put it into extremely effective practice at Clemson, first working with Morris Clemson and later when Scott took over as the Tigers' co-offensive coordinator. Now they are all together and joined by fellow Bulls offensive

coaches with Clemson lineage in running backs coach Cam Aiken and tight ends coach Xavier Dye. It's about finding the right matchups and putting the ball in the hands of playmakers. Even in training camp, the possibilities abound.

DEFENSIVE NOTES

GRIER GONE WILD

Senior linebacker Antonio Grier has led the Bulls in tackles, TFL and sacks the last two seasons.

- Earned second team all-conference in both 2021 and 2020.
- Grier enters 2022 as USF's top returner in career tackles and TFL with 209 and 22.0, respectively. Fellow linebacker Dwayne Boyles is right behind with 206 and 21.5, respectively.
- Led USF with 92 tackles, 8 TFL and 3 sacks in 2021 after leading the team with 59 tackles, 3.0 sacks and 5.5 TFL in a COVID-shortened 2020 season.
- Recorded his first career interception vs. Tulsa (10.16.21) and made it memorable as he weaved through traffic on a 69-yard touchdown return that stands as the third-longest in program history and the longest ever by a linebacker.

BOYLES AT HEART OF BULLS DEFENSE

Linebacker Dwayne Boyles led USF in tackles (75) and tackles for loss (12.5) in 2019, had his 2020 season limited by missing action, and finished second on the team with 68 tackles in 2021.

- Led USF with a career-best 14 tackles and added a fumble recovery at ECU in 2021 to give him three straight games involved with forcing a turnover.
- Posted interceptions in back-to-back games at SMU (10.2.21) and vs. Tulsa (10.16.21).

FEELING A RUSH

USF's defense had just nine sacks last season, so clearly that's a priority for first-year defensive coordinator Bob Shoop. "Our aim is to be an in-your-face style defense," Shoop said. "We want to be built on relentless pursuit and never-ending pressure. We will tailor our scheme to the strength and skill-sets of our personnel. But no question, our identity will be based around creating pressure." Shoop will emphasize defensive-line depth. If there are 75 snaps in the game, Shoop said starters will ideally play 40 to 50. New players to watch include transfers Jatorian Hansford (Missouri), Rashad Cheney (Minnesota), Nick Bags (Temple) and Jonathan Ross (Bowie State). True freshmen Michael Williams II, a four-star prospect who was offered scholarships by a handful of Big Ten and SEC programs, and Eddie Kelly also bear watching. Holdovers Rashawn Yates and Tramel Logan were spring standouts. "We're going to have a lot of fresh bodies at all times," Shoop said. "That's going to allow us to play our best in the fourth quarter and a junior.

- Transfer DE Jatorian Hansford recorded USF's first sack in the 2022 season-opener vs. BYU.
- DE Tramel Logan, who added nearly 20 pounds in the offseason, produced a career-best two TFL vs. BYU.
- The Bulls posted 11 TFL and three sacks vs. Howard.

SITUATIONAL RECORDS

Under Scott 2022

vs. Top-25 opponents (AP/Coaches)	0-7	0-1
vs. Top-10 opponents (AP/Coaches)	0-3	0-0
USF scores first	2-6	0-0
Opponent scores first	2-12	1-1
USF leads after 1st quarter	1-1	0-0
Opponent leads after 1st quarter	1-13	1-1
USF leads at half	4-5	1-0
Tied at half	0-0	0-0
Opponent leads at half	0-13	0-1
USF leads after 3rd quarter	4-3	1-0
Opponent leads after 3rd quarter	0-15	0-1
Tied after 3rd	0-0	0-0

USF OFFENSE

SCORING: 17 points or less	0-7	0-0
SCORING: 20 or more points	3-9	0-1
SCORING: 30 or more points	2-5	0-0
SCORING: 40 or more points	1-2	1-0
TOTAL OFFENSE: 400 or more yards	4-1	1-0
TOTAL OFFENSE: 500 or more yards	1-1	0-0
TOTAL OFFENSE: 300 yards or less	0-7	0-1
RUSHING: 200 or more yards	4-1	1-0
RUSHING: 300 or more yards	2-0	0-0
RUSHING ATT: 40 or more	3-7	1-0
PASSING: 200 or more yards	1-6	1-0
PASSING: 300 or more yards	0-2	0-0
PASSING ATT: 30 or more	1-13	1-1
1st DOWNS: at least 20	3-9	1-0
3rd DOWNS: convert 40% or more	2-4	0-0
TURNOVERS: two or less	4-21	1-1

USF DEFENSE

SCORING: allow 15 points or less	2-0	0-0
SCORING: allow 20 points or less	3-1	1-0
SCORING: allow 21 points or more	0-17	0-1
TOTAL OFFENSE: 300 yards or less	2-1	0-0
RUSHING: allow 150 yards or less	2-3	0-0
RUSHING: allow 100 yards or less	1-0	0-0
PASSING: allow 150 yards or less	1-2	0-0
PASSING: allow 100 yards or less	1-0	0-0
1st DOWNS: allow 15 or less	1-1	0-0
3rd DOWNS: convert 33% or less	2-3	0-0
TURNOVERS: two or more	3-6	1-0

TEAM COMPARISON

RUSHING YARDS: USF has more	4-4	1-0
PASSING YARDS: USF has more	1-5	0-0
TOTAL YARDS: USF has more	4-2	1-0
TURNOVERS: USF has fewer	3-3	1-0
TIME OF POSSESSION: advantage	2-7	0-0
1ST DOWNS: USF has more	2-4	0-0
PENALTIES: USF has fewer	4-7	1-0
SPECIAL TEAMS SCORE: USF scores TD	1-3	0-1

USF INDIVIDUALS

RUSHING: 100-yard rusher	2-2	1-0
PASSING: 200-yard passer	1-6	1-0
RECEIVING: 100-yard receiver	0-4	0-1
RUSH/PASS: 100-yard rusher/200-yard passer	1-1	1-0

USF LARGEST CROWDS

1. 99,235	at Penn State	Sept. 3, 2005	L, 23-13
2. 90,612	at Florida	Sept. 12, 2010	L, 38-14
3. 83,524	at Florida State	Sept. 26, 2009	W, 17-7
4. 82,617	at Auburn	Sept. 8, 2007	W, 26-23 OT
5. 80,795	at Notre Dame	Sept. 3, 2011	W, 23-20
6. 78,900	at South Carolina	Sept. 18, 2004	L, 34-3
7. 78,111	at Wisconsin	Sept. 7, 2014	L, 27-10
8. 76,780	at Alabama	Aug. 30, 2003	L, 40-17
9. 74,432	at Oklahoma	Sept. 28, 2002	L, 31-14
10. 72,811	at Florida State	Sept. 12, 2015	L, 14-34
11. 70,401	at Michigan St.	Sept. 7, 2013	L, 21-6
12. 69,383	vs. Florida State	Sept. 29, 2012	L, 30-17
13. 67,012	vs. West Virginia	Sept. 28, 2007	W, 21-13
14. 66,469	vs. Miami	Nov. 28, 2009	L, 31-10
15. 65,948	vs. UCF	Oct. 13, 2007	W, 64-12

BOLD = HOME

SEASON HONORS

PRESEASON ALL-AMERICAN

Brian Battie (RB/KR): 1st Team: Athlon, ESPN, Phil Steele & Action Network

NATIONAL WATCH LISTS

Gerry Bohanon (QB): Davey O'Brien & Johnny Unitas Golden Arm

Brian Battie (RB/KR): Paul Hornung Award

Brad Cecil (C): Campbell Trophy

Xavier Weaver (WR): Biletnikoff Trophy

Dwayne Boyles (LB): Rotary Lombardi Award

Antonio Greir (LB): Bronko Nagurski & Wuerffel Trophy

Spencer Shrader (K): Lou Groza Award

PRESEASON All-AAC HONORS

Brian Battie (RB/KR): Phil Steele: 1st Team; Athlon: 1st Team

Dwayne Boyles (LB): Phil Steele, 2nd Team; Athlon: 3rd Team

Brad Cecil (OC): Athlon: 3rd Team

Antonio Greir (LB): Phil Steele: 1st Team; Athlon: 1st Team

Demetris Harris (OG): Phil Steele: 4th Team; Athlon: 2nd Team

Jimmy Horn (WR): Phil Steele, 4th Team;

Demontrey Jacobs (OT): Phil Steele, 4th Team;

Donovan Jennings (LT): Athlon: 2nd Team

Jaren Mangham (RB): Phil Steele: 2nd Team; Athlon: 4th Team

Spencer Shrader (K): Phil Steele: 3rd Team; Athlon: 3rd Team

Xavier Weaver (WR): Phil Steele: 4th Team; Athlon: 3rd Team

Rashawn Yates (DT): Athlon: 4th Team

EAST-WEST SHRINE GAME 1,000

Gerry Bohanon

Donovan Jennings

Antonio Grier

Xavier Weaver

AAC PLAYERS OF THE WEEK

Week 1: --

AAC HONOR ROLL

Week 1: --

GAME CAPTAINS

Week 1 (BYU): Hansford, Yates, Cecil, Harris

Week 2 (HOWARD): Carter, Jennings, LaPointe, Grant

SPECIAL TEAMS NOTES GETTING HIS KICKS

Kicker Spencer Shrader, a former soccer player who walked on to the team in 2019, is had a career year in 2021 and was named a LOU GROZA AWARD Semifinalist.

■ Shrader went 11-for-13 on field goal attempts. He made nine straight to start the year before missing from 51 yards, marking the third-longest string in program history four behind the program record for most consecutive field goals made (13 by Emilio Nadelman from Sept. 15-Oct. 21, 2017 and Marvin Kloss from Aug. 31-Dec. 7, 2013).

■ Dating to the 2019 season, Shrader has converted on 15 of his last 17 attempts. Shrader's string includes made field goals of 52, 49, 49, 47, 46, 44, 42 and 41 yards.

■ Against Temple (10.23.21), Shader hit a 52-yarder to tie for the third-longest made field goal in program history.

PENALTY FREE

After its first two games of 2022, USF stands No. 2 in the nation in fewest penalties per game (3.0) and No. 12 in fewest penalty yards per game (32.50)

■ In its second full season under head coach Jeff Scott, USF set a program record for the fewest number of penalties and penalty yards in a season.

■ The Bulls' 61 penalties in 2021 beat the old record of 74 set in 2010 by 13 and ranked 28th nationally at 5.0 per game.

■ The Bulls' 553 penalty yards in 2021 beat the old mark of 599 set in 2010 by 46 yards and ranked 41st nationally at 46 yards per game.

■ Both marks are steep declines from 2017 when the Bulls had 111 penalties for 1,032 yards, both ranking among the top three most penalized seasons in program history.

CHALLENGING SCHEDULE

A fast start would be great for USF's confidence, but the Bulls will be challenged by a rigorous schedule. Three of the first four games — BYU on Sept. 3, at Florida on Sept. 17 and at Louisville on Sept. 24 — will be against top-50 programs that played in Bowl games last year, with two coming on the road. USF also visits the American Athletic Conference's top two teams — Cincinnati (Oct. 8) and Houston (Oct. 29) — while hosting UCF in the War on I-4 during Thanksgiving weekend. The preseason AAC poll voted Houston as the favorite to win the conference followed by Cincinnati and UCF. Nine of the Bulls' 12 regular season opponents received a bowl or College Football Playoff bid in 2021 and three finished ranked in the top 20.

RECORDS WATCH

KICK RETURN TD - SEASON & CAREER

NAME	SEASON	CAREER
1. Brian Battie	3, 2021	3
2. Terrence Horne	2, 2018	2
Lindsey Lamar	2, 2010	2

KICK RETURN - SEASON AVERAGE

NAME	AVERAGE	YEAR
1. Brian Battie	33.9	2021
2. J.R. Reed	31.7*	2003
3. Hugh Smith	29.2	2001
4. Rodney Adams	29.1	2015

* Led NCAA

KICK RETURN - SEASON YARDS

NAME	YARDS	SEASON
1. Lindsey Lamar	903	2010
2. Lindsey Lamar	817	2011
3. Dontavia Bogan	770	2009
Dontavia Bogan	770	2008
5. Brian Battie	591	2021
6. DeAndrew Rubin	578	1999
5. J.R. Reed	570	2003
7. D'Ernest Johnson	563	2015

KICK RETURN - GAME YARDS

NAME	YARDS	SEASON
1. Terrence Horne	264	vs. Georgia Tech (2018)
2. Brian Battie	208	vs. Houston (2021)

RUSHING TD - CONSECUTIVE GAMES

NAME	GAMES	YEAR
1. Marlon Mack	11	2016
2. Jaren Mangham	7	2021
Darius Tice	7	2017

TOUCHDOWNS RUSHING - SEASON

NAME	TD	YEAR
1. Quinton Flowers (QB)	18	2016
2. Jaren Mangham	15	2021
Marlon Mack	15	2016

CONSECUTIVE FIELD GOALS MADE

NAME	#	DATES
1. Emilio Nadelman	13	9.15-10.21, 2017
Marvin Kloss	13	8.31-12.7, 2013
3. Maikon Bonanin	12	11.11.11-10.6.12
4. Spencer Shrader	9	9.2.21-11.20.21

tied with Coby Weis (2018) & Emilio Nadelman (2015)

LONGEST FIELD GOALS MADE

NAME	#	DATES
1. Bill Gramatica	63	11/18/00
2. Delbert Alvarado	56	11/11/06
3. Marvin Kloss	52	10/5/13
Spencer Shrader	52	10/23/21

40+ YARD FIELD GOALS IN A GAME

NAME	GAME
4. Spencer Shrader	at Memphis, 11/7/20

INTERCEPTION RETURN YARDS - CAREER

NAME	YARDS	YEAR
1. Trae Williams	219 (16)	2004-07
2. Daquan Evans (So.)	190 (4)	2019-
3. Devin Abraham	189 (9)	2014-17



AMERICA'S FASTEST RISING UNIVERSITY

U.S. News and World Report released its latest higher education rankings (2021) and the University of South Florida continues to be America's fastest-rising university, according to U.S. News. Over the past 10 years, USF has risen 48 spots among public universities from No. 94 to No. 46 and 67 spots among all universities (public or private), from No. 170 to No. 103. No other university in the country has risen so far so quickly. This also marks the third year in a row that USF is ranked in the top 50 among public universities.

■ Designated a "Preeminent State Research University" by the Florida board of governors in 2018, USF is in elite company with the University of Florida and Florida State University as the only three state universities to earn the designation.

■ USF enrollment surpassed 50,000 students for the first time in the fall of 2017, now with 50,830 students currently enrolled across the three campuses: USF Tampa, USF St. Petersburg and USF Sarasota-Manatee.

■ USF is the nation's 7th leading public university in generating new United States utility patents and ranks 16th among universities worldwide.



CHAMPA BAY!

The Bay area has staked a claim as the epicenter of championship sports teams in recent years. Home to four professional sports organizations, including the MLB Rays, NHL Lightning, NFL Buccaneers and USL Rowdies. All have had outstanding championship seasons in the last two years, making celebratory boat parades on the Hillsborough River in downtown Tampa a common occurrence..

■ Since 2020, the Bay Area has claimed a **Super Bowl Champion**, two **Stanley Cups**, an **American League Pennant** and a **USL Conference Championship**.

■ The **Tampa Bay Lightning** repeated as Stanley Cup champions in 2021, downing the Montreal Canadiens (4-1) in the Stanley Cup Finals. The Lightning also won the Cup in 2020 and back in 2004. They have reached the Stanley Cup finals in three straight years: 2020, 2021 and 2022.

■ The **Tampa Bay Buccaneers** acquired sure Hall of Fame players Tom Brady and Rob Gronkowski prior to the 2020 season and went on to down the Kansas City Chiefs (31-9) to win Super Bowl 55 in Raymond James Stadium. The Buccaneers became the first team in NFL history to play in and win a Super Bowl that was held at its home stadium. The Bucs also won a Super Bowl in 2002.

■ The **Tampa Bay Rays** posted 100 wins and had the best record in the American League. They won pennant and reached the 2020 World Series, falling to the Los Angeles Dodgers in six games. The Rays also reached the 2008 World Series. The Rays established ace is former USF pitcher Shane McClellan.

■ The **Tampa Bay Rowdies** soccer team won its conference and reached the USL Championship final in 2020 and again in 2021.



BULLS HELP HABITAT FOR HUMANITY

The USF team loaded up the buses and headed across the bay to Pinellas County to assist Habitat for Humanity in getting seven houses ready for occupancy. The Bulls spent two hours painting, laying sod, digging holes for plantings, mulching, hanging storm shutters and moving construction materials. The players were divided into different teams painting, shoveling, planting, and doing everything else it takes to make a house a home. "It means the world to have a group of young men like this that are trying to establish themselves through school and through football—come out, swing a hammer and help other families in our community," a spokesperson for Habitat for Humanity said.



THE USF FOOTBALL PROGRAM

- The Bulls have had five head coaches in 26 seasons.
- USF was ranked for a program record 20 straight weeks (2016-2017) has spent 48 weeks in the Top 25.
- The Bulls reached as high as the No. 2 ranking in 2007, becoming the fastest program to go from inception to a top 10 ranking in FBS history.
- USF has played in 10 bowl games and won six.
- USF has claimed victories in Tampa over Louisville, West Virginia, Georgia Tech, Pittsburgh, Kansas and North Carolina among others.
- USF has claimed road or neutral site wins over Florida State, Auburn, Clemson, Notre Dame, Miami, Louisville, NC State, West Virginia and TCU among others.
- USF has had 30 first-team All-Conference selections, including 1 Offensive Player of the Year, 1 Defensive Player of the Year, 2 Special Teams Players of the Year and 1 Rookie of the Year.
- USF has had six players selected a first-team All-American a total of seven times.
- 14 USF players have been part of 18 Super Bowl teams, 10 part of a Super Bowl Champion, including 2020 as Bay area product Austin Reiter (Chiefs) and Jason Pierre-Paul (Buccaneers) went head to head.



RAYMOND JAMES STADIUM: HOME OF BULLS, BUCS & SUPER BOWLS

TOP USF SEASON AVERAGE ATTENDANCE				
RANK	AVERAGE	YEAR	GAMES	ATTENDANCE
1.	53,170	2007	6	319,019
2.	52,553	2009	6	315,319

TOP USF GAME CROWDS					
RANK	ATTENDANCE	OPPONENT	DATE	WINNER	SCORE
1.	69,383	Florida St.	9/29/2012	FSU	L, 30-17
2.	67,012	West Virginia	9/28/2007	USF	W, 21-13
3.	66,469	Miami	11/28/2009	UM	L, 31-10
4.	65,948	UCF	10/13/2007	USF	W, 64-12
5.	63,976	Cincinnati	10/15/2009	UC	L, 34-17

- USF is one of the few college programs that play in an NFL stadium, opened on Sept. 20, 1998.
- Raymond James Stadium is home to the NFL's Tampa Bay Buccaneers and has hosted three Super Bowls: Super Bowl XXXV in 2001 (Ravens and Giants) and Super Bowl XLIII in 2009 (Steelers and Cardinals) and Super Bowl LV in 2021 (Chiefs and Buccaneers). The stadium also hosted the 2017 CFP National Championship Game won by Clemson over Alabama.



WELCOME TO THE SUNCOAST NOTING TAMPA & THE BAY AREA

- The greater Tampa Bay area has a population of more than 4 million and is one of the fastest growing areas in the country. It is the **13th largest TV market** in the United States with 2.03 million TV households.
- Tampa ranks as fifth-most popular American city according to a Pew Research Center study.
- Tampa ranked as the 5th best outdoor city by Forbes. The area's average highs range 70 to 90 °F year round, and lows 52 to 76 °F.
- Nicknames: Cigar City & The Big Guava
- Tampa is near 18 beaches. In 2020, Trip Advisor rated Siesta Key the No. 1 Beach in America followed closely by St. Petersburg Beach (No. 2) and Clearwater Beach (No. 5).

RECORDS WATCH

RECEIVING YARDS - CAREER

NAME	YDS	YEARS
1. Andre Davis	2,136	2011-14
10. Mitchell Wilcox	1,326	2016-19
11. DeAndrew Rubin	1,306	1999-2002
12. Marquez Valdes-Scantling	1,294	2016-17
13. Jessie Hester	1,226	2005-09
14. Xavier Weaver	1,187	2019-22

RECEPTIONS - CAREER

NAME	CATCHES	YEARS
1. Andre Davis	153	2011-14
2. Rodney Adams	135	2014-16
7. Dontavia Bogan	107	2007-10
Jessie Hester	107	2005-09
9. Carlton Mitchell	105	2007-09
10. Charlie Jackson	104	1997-2000
Xavier Weaver	75	2019-22

RUSHING TOUCHDOWNS - CAREER

NAME	TD	YEARS
1. Quinton Flowers	41	2014-17
2. Marlon Mack	32	2014-16
3. B.J. Daniels	25	2008-12
4. Andre Hall	24	2005-06
5. Matt Grothe	23	2006-09
Mike Ford	23	2007-09
7. Marquel Blackwell	20	1999-2002
8. Jaren Mangham	18	2021-22
Demetris Murray	18	2009-12
Rafael Williams	18	1997-2000
10. Clenton Crossley	17	2001-04
Otis Dixon	17	1997-2000



JPP NAMED TO NFL TOP 100

USF first team All-American defensive end Jason Pierre-Paul (2009) has gone on to earn three NFL Pro Bowl selections (2012, 2013, 2020) and a pair of Super Bowl Championships (2012, New York Giants & 2020, Tampa Bay Buccaneers). He was named to the NFL Top 100 players for 2020-21.

- 57 schools had a player named to the NFL Top 100, but only three in Florida: USF, FSU & FAU
- USF was one of just three AAC schools with an NFL Top 100 player: USF, SMU & Cincinnati
- USF has had 14 players make a total of 18 appearances in the Super Bowl, including Chiefs' Center Austin Reiter and Pierre-Paul facing each other in Super Bowl LV in Tampa. With JPP becoming the first Bulls' player to earn two Super Bowl titles. USF has produced 10 Super Bowl Champions, including Reiter the year before with the Chiefs.

TWO DECADES OF PULLING RANK

The Bulls will face several ranked teams in 2022. Since becoming a full FBS program in 2001, USF has registered 11 victories against opponents ranked in the Associated Press top 25 (including three wins against the top 10, four road victories and triumphs against opponents from the ACC, Big 12 and SEC). In that 21-season span, only two other American Athletic Conference programs have more victories against ranked opponents than USF.

AAC Team	Top 25 Wins*	Top 10 Wins* *Since 2001
Cincinnati	19	3
Houston	14	4
USF	11	3
Memphis	8	0
UCF	7	3
East Carolina	6	1
SMU	6	0
Navy	5	1
Temple	5	0
Tulsa	5	0
Tulane	0	0



KICKOFF LUNCHEON SELLS OUT

The USF Football Kickoff Luncheon entered its third season in 2022 and sold out for the first time with more than 530 fans in attendance at Armature Works near the Hillsborough River in downtown Tampa.

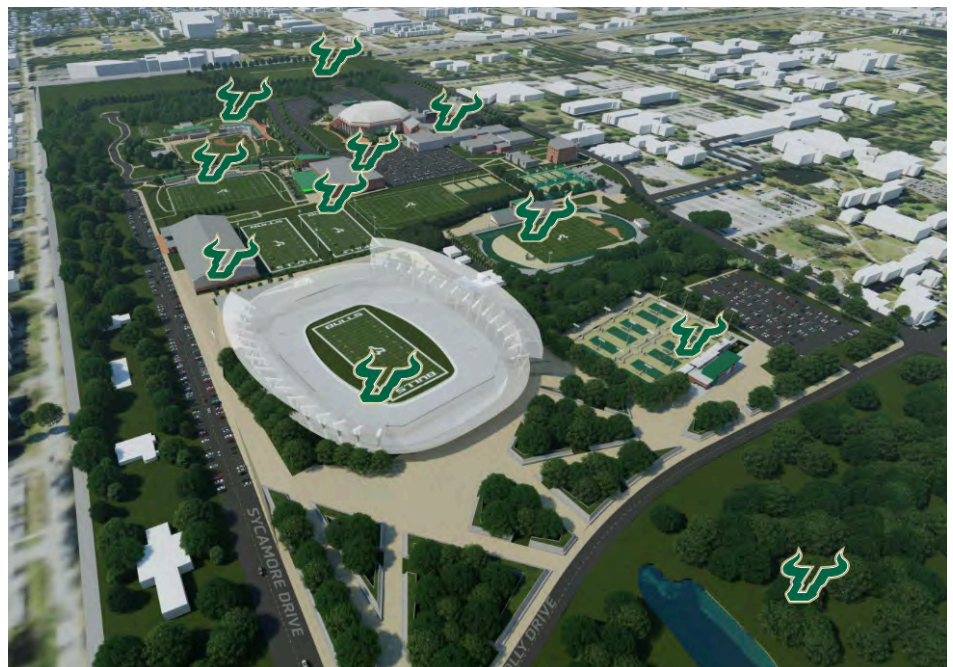
KELLY UNVEILS VISION FOR EXPANSION: Vice President of Athletics Michael Kelly announced the university's vision and commitment to continuing to provide an unparalleled student-athlete and unique fan experiences outlined in a Facilities Master Plan that includes additions and enhancements of facilities for all varsity athletic sports programs.

The vision for the future development of the USF Athletics district includes facility investments that have already been achieved in the last year, conceptual plans for many facilities currently in development, and highlights future initiatives in the beginning planning stages that will continue to evolve.

Many facility enhancements that are part of the plan have already been achieved in the last year or are nearing completion within the next year. These include a \$22-million Indoor Performance Facility set to open this fall; a \$3-million football locker room and office renovation completed last summer, a \$2-million television broadcast facility completed in 2020, a \$1-million resurfacing of the running surface at the USF Track & Field Stadium, installation of new hydrotherapy pools in the Lee Roy Selmon Center, and \$1.2-million in enhancements to The Corral for USF volleyball that include a new Taraflex floor, bleachers, nutrition bar, videoboard and roof among many enhancements.

New facility additions included in the plan include the addition of an on-campus football and lacrosse stadium by the 2026 season, a baseball and softball clubhouse, a tennis facility, a complete overhaul of the golf practice facility, and USF Track & Field Stadium additions of a new press box and video board. Plans for the recently announced Beach Volleyball program include building a new facility adjacent to the Yuengling Center and providing renovated coaches' offices and a locker room. Women's lacrosse will utilize a new locker room and coaches' offices in the Lee Roy Selmon Center and will begin play in Corbett Stadium before moving into the on-campus stadium.

Current facilities also slated for enhancement include the Lee Roy Selmon Athletics Center – which will include a complete renovation of the entrance lobby – and Corbett Soccer Stadium – which includes enhanced fan areas, a new video board and a new press box. Also planned is a renovation of the Muma Basketball Center lobby and other player areas.





JEFF SCOTT YEAR-BY-YEAR

3rd Season as a Head Coach

16th season overall in collegiate coaching

YEAR	SCHOOL	RECORD	POSTSEASON
2022	USF (HC)	1-1	-
2021	USF (HC)	2-10	-
2020	USF (HC)	1-8	-
HEAD COACH RECORD		4-19	-

2019	Clemson (Co-Offensive Coord./WR)	14-1*	CFP Championship Game
2018	Clemson (Co-Offensive Coord./WR)	15-0*	CFP National Title
2017	Clemson (Co-Offensive Coord./WR)	12-2*	CFP (Sugar)
2016	Clemson (Co-Offensive Coord./WR)	14-1*	CFP National Title
2015	Clemson (Co-Offensive Coord./WR)	14-1*	CFP Championship Game
COORDINATOR RECORD		70-5^A	*5 ACC Titles/5 CFP

^A Became coordinator in 2014 Russel Athletic Bowl

2014	Clemson (WR Coach/Recruiting Coord.)	10-3	Russel Athletic Bowl (W)
2013	Clemson (WR Coach/Recruiting Coord.)	11-2	Orange Bowl (W)
2012	Clemson (WR Coach/Recruiting Coord.)	11-2	Chick-fil-A Bowl (W)
2011	Clemson (WR Coach/Recruiting Coord.)	10-4*	Orange Bowl (L)
2010	Clemson (WR Coach/Recruiting Coord.)	6-7	Meineke Bowl (L)
2009	Clemson (WR Coach/Recruiting Coord.)	9-5	Music City Bowl (L)
2008	Clemson (GA then WR Coach)	7-6 ^A	Gator Bowl (L)
CLEMSON ASSISTANT COACH RECORD		130-31^A	^A assistant midway through 2008

2007	Presbyterian College (WR Coach)		
BOWL RECORD (Assistant)		10-5	15 Bowl Games
CFP GAMES (Assistant)		6-3	2-2 in Championship
HIGH SCHOOL			

2005-06 Head Coach, Blythewood HS (S.C.) won 3A State Title

Scott helped lead the Clemson to five straight College Football Playoff appearances, four CFP Championship games and national titles in the 2016 and 2018 seasons while coaching in nine CFP games and posting a 6-3 record.

HEAD COACH JEFF SCOTT

3rd Season at USF/3rd Season Overall Clemson, 2003

Named the fifth head coach in USF football history on Dec. 9, 2019, Jeff Scott was one of the most respected coordinators and recruiters in the nation when he took over the Bulls program.

Having served as the co-offensive coordinator at Clemson since 2015 and as a member of the Tigers' football staff at his alma mater since 2008, Scott was a key part of the rise of one of the most dominant football programs in the nation. He helped lead the Tigers to five straight College Football Playoff appearances, four CFP Championship game appearances (2015, 2016, 2018 & 2019 seasons) and national titles in the 2016 and 2018 seasons while coaching in nine CFP Playoff games and posting a 6-3 record. Scott returns to a home field in Raymond James Stadium where Clemson scored 21 fourth-quarter points to defeat Alabama, 35-31, in the CFP National Championship game on Jan. 9, 2017 to claim the program's first national title in 35 years.

SCOTT NOTABLES

CHAMPIONSHIP COORDINATOR

- ▶ In his five seasons serving as co-offensive coordinator/wide receivers coach, Clemson posted a 70-5 record and claimed five ACC championships.
- ▶ Clemson finished the 2019 season ranked No. 4 nationally in scoring offense (43.9 ppg) and No. 5 in total offense (528.7 ypg).
- ▶ During his stint as co-offensive coordinator, the Tigers went 70-5 (38-2 in the ACC) with just two regular season losses and posted the four winningest seasons in program history (2018 (15-0), 2019 (14-1), 2015 (14-1), 2016 (14-1)).
- ▶ Clemson averaged 40 points and 500 yards per game, while Tigers quarterbacks completed better than 66 percent of their passes. Clemson averaged better than 500 yards per game in four seasons and set 138 team and individual records, including marks for total offense (527.2 ypg), scoring offense (44.3 ppg), passing offense (5,009 yards), rushing offense (3,723 yards) and touchdowns (90).
- ▶ The top three total offense seasons in program history came with Scott as co-offensive coordinator, as did the top three scoring seasons, all with 577 points or better.

FLORIDA & COACHING IN THE BLOOD

- ▶ Born in Arcadia, Fla., just an hour and a half south (93 miles) of the USF campus.
- ▶ Scott's father, Brad, a 1979 graduate of USF, coached high school football in the state and spent 11 years as an assistant coach to Bobby Bowden at Florida State, including the last four as offensive coordinator and claiming the 1993 national title.
- ▶ During his father's tenure at Florida State, Scott attended elementary school at Florida High Elementary which was across the street, about 200 yards from the FSU practice fields and he would join his father every afternoon at practice after school.

AT HOME IN RAY JAY

- ▶ Scott returns to a home field in Raymond James Stadium where Clemson scored 21 fourth-quarter points to defeat Alabama, 35-31, in the CFP National Championship game on Jan. 9, 2017 to claim the program's first national title in 35 years.

PRODUCING NFL PLAYERS

- ▶ Eight wide receivers Scott coached were on 2019 NFL rosters, including Bay area products, Ray Ray McCloud, Deon Cain and Artavis Scott.
- ▶ He coached Fort Myers, Fla., product Sammy Watkins, a two-time All-American who set school season records for receptions (101), receiving yards (1,464) and touchdowns (12) and career marks for receptions (240), receiving yards (3,391) and receiving touchdowns (27) before being selected in the first round of the NFL Draft.
- ▶ Under Scott, DeAndre Hopkins earned second-team All-America honors before selection in the first round of the NFL Draft and going on to make four Pro Bowls.

ELITE RECRUITER

- ▶ Scott was Clemson's recruiting coordinator 2008-14, leading the Tigers to top-10 ranked classes in his first season of 2009 and also in 2011 and 2012.
- ▶ He was named a top-10 recruiter nationally by ESPN.com (2014), a top 25 national recruiter seven times by Rivals.com (2012, 2014, 2015, 2016, 2017, 2018, 2019) and the ACC Recruiter of the Year in 2015 by Rivals and in 2018 by 247Sports.

ONE SMART MATHEMATICIAN

- ▶ Graduated cum laude with a degree in mathematics, having earned President's List recognition with a 4.0 grade-point average in 2001 and 2002.

2022 USF FOOTBALL STAFF



TRAVIS TRICKETT

Offensive Coordinator/Quarterbacks

Alma Mater: West Virginia, '07

1st Season with USF

- Came to USF from alma mater West Virginia (WR, TE)
- Previously OC at FAU, Georgia State & Samford
- Ranked among top recruiters in Big 12 (key in Miami)



ALLEN MOGRIDGE

Offensive Line Coach/Assistant Head Coach

Alma Mater: North Carolina, '99

3rd Season with USF

- O-line at FIU ranked in top 10 in sacks in '18 & '19
- Helped FIU to three straight bowl appearances
- Has nearly 20 years of coaching experience



CAM AIKEN

Running Backs/Run Game Coordinator

Alma Mater: Clemson, '11

2nd Season with USF

- Previous 9 seasons on Clemson staff
- Worked closely with Scott on offensive planning at Clemson
- Part of 6 CFP runs and 2 national championships with Tigers



BOBBY BENTLEY

Wide Receivers/Pass Game Coordinator

Alma Mater: Presbyterian, '90

2nd Season with USF

- Spent previous 5 seasons at South Carolina
- Highly successful high school coach in South Carolina
- Named a Rivals Top 25 Recruiter in 2019



XAVIER DYE

Tight Ends Coach/Recruiting Coordinator

Alma Mater: Clemson, '10

3rd Season with USF

- Scott was his position coach as a WR at Clemson
- Coached with Scott at Clemson as a GA with the WRs
- Wide receivers coach at West Virginia in 2019



ALBERT BOONE

Associate AD for Football Operations

Alma Mater: Florida State, '03

5th Season with USF



CHAD MORRIS

Senior Offensive Analyst

Alma Mater: Texas A&M, '92

1st Season with USF

- Head coach at Arkansas (2018-19) & SMU (2015-17)
- Offensive coordinator at Auburn (2020)
- Offensive coordinator at Clemson (2011-14)



BOB SHOOP

Defensive Coordinator/Safeties

Alma Mater: Yale, '88

1st Season with USF

- 2-time Defensive Coordinator of the Year (2014 & 2018)
- 2018 Broyles Award Finalist (Mississippi State)
- 17 years as a DC (Tennessee, Penn State, Vandy, etc.)



ERNIE SIMS

Co-Defensive Coord./Linebackers Coach

Alma Mater: Florida State, '18

3rd Season with USF

- No. 9 overall pick in the 2006 NFL Draft/8 NFL seasons
- All-America linebacker at Florida State/No. 1 recruit in '03
- Parade and USA Today prep All-American



DANIEL DA PRATO

Special Teams Coordinator

Alma Mater: Louisiana-Monroe, '03

3rd Season with USF

- Coached at Arkansas in 2019
- Coached two All-Americans at Montana State
- Played quarterback at ULM from 2002-03



GEORGE BARLOW

Cornerbacks Coach

Alma Mater: Marshall, '90

2nd Season with USF

- Previous 7 seasons at NC State/Asst. HC for defense
- Brings 30 years of collegiate coaching experience
- Played safety at Marshall



DA'QUAN BOWERS

Defensive Line Coach

Alma Mater: Clemson, '19

3rd Season with USF

- Was No. 1 overall high school prospect by ESPN in 2008
- Second-round draft pick of the Tampa Bay Bucs in 2011
- Coached with Jeff Scott at Clemson



A.J. ARTIS

Strength & Conditioning Coach

Alma Mater: Campbell, '15

2nd Season with USF

- Previously head strength & conditioning coach at Tennessee
- Spent two seasons at Duke
- Three-year football letterman at Campbell (WR & TE)



MIKE GIGLIO

Director of Recruiting and Pro Liaison

Alma Mater: Florida, '08

6th Season with USF



THE HERD

In 2015, the USF Student Government passed a resolution to officially rename the USF student section The Herd. USF's student section can number more than 12,000, making it among the largest in the nation. Front row fans that arrive early and paint their bodies green and gold are known as **The Beef Studs**.

BULLS IN THE POLLS - WEEKS IN TOP 25: 48; TOP 20: 32; TOP 15: 12; TOP 10: 4

2022 WEEK	AP	COACHES
Preseason	NR	NR
Week 1	NR	NR
Week 2	NR	NR
Week 3	NR	NR

ASSOCIATED PRESS (Week 3)

RK	TEAM	RECORD	PTS	TREND
1	Georgia (53)	1,561	2	2-0
2	Alabama (9)	1,496	1	2-0
3	Ohio State (1)	1,475	3	2-0
4	Michigan	1,359	4	2-0
5	Clemson	1,285	5	2-0
6	Oklahoma	1,209	7	2-0
7	Southern California	1,139	10	2-0
8	Oklahoma State	1,004	11	2-0
9	Kentucky	992	20	2-0
10	Arkansas	938	16	2-0
11	Michigan State	902	14	2-0
12	BYU	880	21	2-0
13	Miami (Fla.)	772	15	2-0
14	Utah	673	13	1-1
15	Tennessee	658	24	2-0
16	NC State	623	18	2-0
17	Baylor	562	9	1-1
18	Florida	484	12	1-1
19	Wake Forest	449	23	2-0
20	Ole Miss	411	22	2-0
21	Texas	276	NR	1-1
22	Penn State	271	NR	2-0
23	Pitt	160	17	1-1
24	Texas A&M	145	6	1-1
25	Oregon	89	NR	1-1

COACHES POLL (WEEK 3)

RK	TEAM	REC	PTS	1st Prev	HI/LO
1	Alabama	2-0	1592	39	1 -- 1/1
2	Georgia	2-0	1574	25	2 -- 2/3
3	Ohio State	2-0	1514	1	3 -- 2/3
4	Clemson	2-0	1387	0	4 -- 4/4
5	Michigan	2-0	1370	0	5 -- 5/6
6	Oklahoma	2-0	1253	0	7 1 6/9
7	Oklahoma State	2-0	1137	0	10 3 7/11
8	Southern California	2-0	1133	0	12 4 8/15
9	Michigan State	2-0	1026	0	11 2 9/14
10	Kentucky	2-0	901	0	20 10 10/21
11	Arkansas	2-0	857	0	17 6 11/23
12	NC State	2-0	816	0	13 1 12/13
13	Miami	2-0	805	0	16 3 13/17
14	Brigham Young	2-0	739	0	25 11 14/NR
15	Utah	1-1	673	0	15 -- 8/15
16	Tennessee	2-0	556	0	NR 10 16/NR
17	Mississippi	2-0	552	0	23 6 17/24
18	Wake Forest	2-0	540	0	21 3 18/21
19	Baylor	1-1	531	0	8 -11 8/19
20	Texas	1-1	306	0	22 2 18/22
21	Florida	1-1	297	0	19 -2 19/NR
22	Texas A&M	1-1	285	0	6 -16 6/22
23	Penn State	2-0	279	0	NR 42 3/NR
24	Oregon	1-1	197	0	24 -- 12/24
25	Pittsburgh	1-1	157	0	14 -11 14/25

FOR THE RECORD:

HOME; ROAD; CONFERENCE; NON-CONFERENCE MARKS

HOME RECORD

■ **OVERALL:** 102-58 (.637) record in home games since the program started in 1997

RAYMOND JAMES STADIUM: 96-55 (.635)

* USF played the 1997 home schedule and the first two games of the '98 season in Tampa Stadium, going 6-3, moving to Raymond James for the Citadel game in '98.

■ **Winning Home Record:** 17 of 22 seasons.

Undefeated Home Record: 3 seasons: 2002, '01 & '00

One Loss Home Record: 8 seasons: 2017, '16, '15, '07, '06, '05, 1999 & '98.

Best Home Record: 7-0 in 2001.

■ **Losing home records:** 6 seasons: 2020 (1-3); 2019 (2-5); 2014 (2-5); 2013 (1-5); 2012 (2-4), 2011 (3-4) and 2004 (2-4).

ROAD GAME RECORD

■ **OVERALL:** 53-76 record in true road games

■ **Road winning road records:**

6 seasons: 2017, '16, '10, '07, '03 & '02

Road .500 record: 5 seasons: 2018, '09, '08, '06 & 1998

■ **CONFERENCE ROAD GAMES:** 29-44

American Conference Road Games: 15-21

Most Wins in a season: 4 (2016)

CONFERENCE RECORD

After spending the first six seasons of program history as an independent, USF joined Conference USA in 2003 and moved to the BIG EAST in 2005. Realignment morphed the BIG EAST into The American in 2013.

■ **OVERALL:** 60-83 in 20th year as conference member.

AMERICAN: 30-42; 10th season;

BIG EAST: 22-34 (.392) eight seasons;

C-USA 8-8 (.500) two seasons.

■ **AAC East Division:** 18-8 (.692), 5 seasons

Losses: vs. UCF (2017, 2018, 2019), at Temple (2016, 18 & 19), Cincinnati (2018, 2019)

■ **Most wins in a season:** 7, 2016.

■ **Conference Openers:** 10-8, 5-3 in The American.

NON-CONFERENCE RECORD

OVERALL: 51-29 (.638) in regular-season, nonconference games in 17th season as a conference member.

■ **AMERICAN:** 18-17, 10th season.

■ **BIG WINS Since 2007:** at Notre Dame (2011), vs. Miami (2010), at Florida State (2009), at N.C. State (2008), vs. No. 10 Kansas (2008), at Auburn (2007) & vs. North Carolina (2007).

■ **BIG EAST (2005-2012):** 30-9 (.769) in regular-season, nonconference matchups in 8 seasons.

■ **C-USA:** 3-3 (.500) record in two seasons.

VS. RANKED TEAMS

■ **STREAK:** Lost last 12

■ **LAST:** L, 50-21, vs. No. 25 BYU, Sept. 3, 2022

■ **LAST WIN:** W, 52-45 vs. No. 22 Navy on Oct. 28, 2016 in Raymond James Stadium.

■ **OVERALL RECORD:** 11-34 all-time vs. FBS ranked teams since joining the FBS in 2000.

15-39 overall vs. ranked foes, including a 4-5 record vs. I-AA (FCS) teams from 1997-2000.

■ **AT HOME:** USF is 7-18 at home vs. FBS ranked teams, last posting a win with a 52-45 win vs. No. 22 Navy, Oct. 28, 2016.

■ **ON THE ROAD:** 4-15 on the road vs. FBS ranked, last posting a win with a 23-20 victory at No. 16/18 Notre Dame on Sept. 3, 2011.

Wins vs. ranked teams on the road: W, 24-19 at No. 9 West Virginia (2006); W, 26-23 at No. 17 Auburn (2007); W, 17-7 at No. 18 Florida State (2009); W, 23-20 at No. 16 Notre Dame (2011)

FUTURE NON-CONFERENCE SCHEDULES

2023	2024	2025	2026	2027	2028	2029
Sept. 2 at W. Kentucky	Aug. 31 LOUISVILLE	Aug. 30 BOISE STATE	Sept. 5 FAU	Sept. 4 MIAMI	Sept. 2 UCONN	Sept. 15 NOTRE DAME
Sept. 9 FLORIDA A&M	Sept. 7 at Alabama	Sept. 6 at Florida	Sept. 12 at Alabama	Sept. 11 at Boise State	Sept. 9 at Miami	2031
Sept. 16 ALABAMA	Sept. 14 NC STATE	Sept. 13 at Miami	Sept. 26 BETHUNE-COOKMAN	Sept. 18 FLORIDA A&M		Sept. 13 at Notre Dame
Oct. 21 at UConn	Sept. 21 W. KENTUCKY	Sept. 20 SAN JOSE ST.	Oct. 17 at BYU	Sept. 25 at N. Illinois		

BULLS IN THE NFL

USF has 7 former Bulls on 2022 NFL rosters as of Sept. 6.

Player (Pos.) _____ Team (Yrs with Team)

ACTIVE

D'Ernest Johnson (RB) _____ Browns (2019-22)

Marquez Valdes-Scantling (WR) _____ Chiefs (2022)

Mitchell Wilcox (TE) _____ Cincinnati Bengals (2020-22)

PRACTICE SQUAD

Bruce Hector (DE) _____ Lions (2021-22)

Mike Love (DE) _____ Bills (2018-22)

Austin Reiter (OL) _____ Chiefs (2022)

Deadrin Senat (DT) _____ Buccaneers (2022)



USF STUDENTS BRING THE NOISE TO RAY JAY

■ USF boasts one of the largest student sections in the country with 12,501 seats allocated to students and the ability to place as many as 16,000+ in the stadium.

■ USF students occupy the north endzone at Raymond James Stadium just below the Buccaneers pirate ship.

■ **The Beef Studs** are the most passionate student supporters who regularly occupy the first row and paint their bodies green and gold while donning bull horns.

USF FOOTBALL RADIO SHOW

The USF Football Radio Show airs Wednesday nights from 6-7 p.m. on 102.5-HD2 and digitally on TuneIn Radio Bulls Unlimited channel and can be watched on Youtube and Facebook (USF Football page). Bulls Head Coach Jeff Scott will join host Jim Louk, the Voice of the Bulls, and Joey Johnston,



CLEMSON CONNECTION

Head Coach **Jeff Scott** is just one of five primary staff connections for the USF program to the Clemson program. **Assistant Coaches Da'Quan Bowers and Xavier Dye** both played at Clemson and coached at Clemson. Bowers earned consensus All-America honors following his junior season at Clemson in 2010 in which he posted 67 tackles, 26 tackles for loss and led the nation with 15.5 sacks. He earned the Bronko Nagurski Trophy as college football's top defensive player, the Ted Hendricks Award as the nation's top defensive end and the ACC's Defensive Player of the Year award. A dean's list student at Clemson, Dye played wide receiver for the Tigers from 2007-10 and was two-year starter (2009-10). **Assistant coach Cam Aiken** who worked on Dabo Swinney's staff for nine seasons, serving last season as a senior offensive assistant helping the Tigers to once again return to the College Football Playoff as he worked closely with offensive coordinator Tony Elliott. The most recent Clemson addition is senior **offensive analyst Chad Morris**. Morris and Scott previously worked together as part of a highly successful offensive staff at Clemson from 2011-14, as the pair helped the Tigers go 42-11 over that four-year span and set the program on a trajectory to win two national championships (2016 and 2018) and make four CFP National Championship game appearances (2015, 2016, 2018, 2019). Morris served as offensive coordinator/quarterbacks coach and Scott as wide receivers coach/recruiting coordinator during that period before Morris left to become the head coach at SMU and Scott moved into the role of co-offensive coordinator, which he held through 2019.

BOWDEN DNA RUNS IN USF PROGRAM

The Bobby Bowden influence is unmistakable throughout the Bulls' program. USF head coach Jeff Scott practically grew up on the practice field and in the locker room of Florida State football. That's where he mingled with dozens of All-American players as he tagged along with his father, Brad, a Seminoles assistant. That's where he decided — at age 11 — that he would one day become a college football coach. And that's where he watched and learned from the legendary Bobby Bowden. Scott vividly remembers the classic 1991 game at Doak Campbell Stadium — No. 1-ranked FSU vs. the No. 2 Miami Hurricanes. Scott sat deep in the metal locker area of quarterback Charlie Ward, a future Heisman Trophy winner, while Ward sat on a stool and Bowden came in to address the players. Scott was 3 when the family moved to Tallahassee after his father accepted a position on Bowden's staff in 1983. He was 13 when the Seminoles defeated Nebraska 18-16 on Jan. 1, 1994 at the Orange Bowl, then his father left the next day to become head coach at South Carolina.

Brad Scott, the offensive coordinator on Bowden's first national-championship team, is assisting his son as the USF chief of staff. He served for 11 seasons as an assistant coach at Florida State under Bobby Bowden, the last four seasons as offensive coordinator, helping develop Heisman Trophy winner Charlie Ward and the "Fast Break" offense the Seminoles used to win the 1993 national title.

USF's linebackers coach is Ernie Sims, a Tallahassee native and former FSU All-American who achieved his dream of playing for Bowden. Sims has a photo in his office of Bowden visiting his home during a recruiting session, when Bowden brought the No. 34 jersey (retired to honor former All-American Ron Sellers) and said Sims would be allowed to wear it if he signed with FSU.

YOUNG GUNS

Entering his third season, USF's Jeff Scott is the second-youngest head football coach in the American Athletic Conference and the 21st-youngest in the Football Bowl Subdivision. Scott is younger than all but one opposing head coach (SMU's Rhett Lashlee) on USF's 2022 schedule after being younger than all coaches he faced in 2020 and 2021. Here are the youngest head coaches in each FBS conference (ages as of this season's Opening Weekend).

Jeff Scott, USF, 41 (Dec. 28, 1980)

American — Rhett Lashlee, SMU, 39 (June 9, 1983)

ACC — Mike Norvell, Florida State, 40 (Oct. 11, 1981)

Big Ten — P.J. Fleck, Minnesota, 41 (Nov. 29, 1980)

Big 12 — Neal Brown, West Virginia, 42 (March 11, 1980)

Conference USA — Will Healy, Charlotte, 37 (Jan. 16, 1985)

MAC — Sean Lewis, Kent State, 36 (April 11, 1986)

Mountain West — Andy Avalos, Boise State, 40 (Nov. 5, 1981)

Pac-12 — Dan Lanning, Oregon, 35 (April 10, 1986)

SEC — Elijah Drinkwitz, Missouri, 39 (April 12, 1983)

Sun Belt — Kane Wommack, South Alabama, 35 (April 19, 1987)

OFFENSIVE PLAYERS TO WATCH

QB
11

Davey O'Brien
Watch List



GERRY BOHANON • 6-3 • 226 • GR/JR

- Started 12 games last year at Baylor, leading the Bears to a 12-2 record, Big 12 Championship and Sugar Bowl victory over Ole Miss in his first season as a starter.
- Arrived at USF in the summer, quickly became a team leader, earned the starting job after Week 1 of camp.
- Spent four seasons and played in 27 games at Baylor, took the team from 2 wins the year before starting to 12 wins in his first season as a starter.
- 2021 All-Big 12 Honorable Mention: passed for 2,200 with 18 TD passes & ran for 323 yards and nine TDs.
- Mother is a principal and teacher - he is a three-time Big 12 All-Academic selection and a 12 time Commissioner's Honor Roll member.

WR
10

Biletnikoff
Watch List



XAVIER WEAVER • 6-1 • 180 • JR

- Led USF with career-high 113 yds vs. No. 25, BYU - 2nd career 100-yard game- Catches of 50, 27 & 21 yds.
- Stands 14th on USF career receiving chart with 1,187 yards, needs 949 for record.
- Led USF in receiving in 8 of 11 games he played in 2021 & for year: 41 catches, 715 yds, 17.3 ypc & 2 TD
- His 12.9 punt return average (9 returns) in 2021 would have ranked 6th nationally if he had 2 more returns.

WR
5



JIMMY HORN JR. • 5-9 • 174 • SO

- 89-yard kickoff return for a touchdown vs. No. 25 BYU (9.3.22)
- 2nd on the team with 30 receptions for 408 yards (13.6 ypc) in 2021.
- Career high 108 yards on 5 catches vs. Cincinnati, including an 80-yd TD catch & 95 yards after catch.
- Helped lead Seminole HS 2020 Class 8A state title.
- Four medals at 2021 Class 8A State Track and Field Championships...state champion 4X100-meter relay (time of 41.12 ranked among the top 10 nationally)...won long jump (23-0.75), fourth in 100 meters (10.81) & triple jump (46-4.25).

RB
0



JAREN MANGHAM • 6-2 • 231 • SR

- Led USF with 671 yds rushing; 13th in nation/3rd AAC with 15 rushing TD in 2021 - 3 shy of USF record (18).
- Posted at least two rushing TD in 6 games in 2021, including a USF record 4 straight: Florida - SMU.
- Scored a TD in 7 straight games in 2021, 2nd-longest streak in USF history behind 11 by Marlon Mack
- Career-best: 152 yards on 26 carries and two TD vs. Temple (10.23.21).
- Loves to cook Creole style learned from grandmother, Dianne Stewart, a New Orleans native who passed away from cancer on Sept. 4, 2020.

RB
3



KELLEY JOINER • 5-9 • 188 • JR

- Ranked second on team with 480 rushing yards and first with 6.2 ypc in 2021.
- Posted back-to-back 100 yard games with 126 vs Temple (10/23) & 103 at ECU (10/28) in 2021
- Has 4 career 100-yard games, including 116 vs. UCF in the final game of the 2020 season.
- Has five brothers and two sisters • Led USF with 387 yards rushing and 78 carries in 2020.
- Ran for 1,006 yards and 17 TD in 3 games in senior year at South Lake HS before breaking right leg.

RB
21

Hornung Watch List



BAY AREA
NATIVE

BRIAN BATTIE • 5-8 • 165 • SO

- CONSENSUS FIRST TEAM ALL-AMERICAN kick returner (2nd consensus AA in USF history)
- Led NATION with three 100-yard kickoff returns for TD in 2021; NCAA RECORD 2 vs. Houston (11/6)
- Ranked 5th in the nation averaging 32.5 yards per kickoff return, a USF season record.
- Has 3 career 100-yard rushing games - 105 & 60-yd TD vs. Howard (9.10)
- Hails from Sarasota, Fla. - the hometown of USF all-time great and current Houston Texan Marlon Mack
- Has led USF in rushing 5 times on his career.

QUARTERBACKS

Junior Baylor transfer **Gerry Bohanon (6-3, 226)** led the Bears to a 12-2 record and Sugar Bowl victory last year, passing for 2,200 yards and 18 TD and running for 323 and nine TD. Sophomore **Katravis Marsh (6-5, 232)**, who started at Cincinnati in 2020 and at ECU in 2021, has played in eight career games, has a strong arm and throws a beautiful deep ball. Freshman **Byrum Brown (6-3, 206)** was one of three finalists for North Carolina Mr. Football and joined the Bulls in January. The pro-style quarterback passed for 3,703 yards, 43 TD and four INT as a senior. 2022 Class signee, **Gunnar Smith (6-4, 180)**, joined the Bulls in the summer after throwing for 2,180 yards and 22 touchdowns in his senior season at Lake Mary High School.

RUNNING BACKS

The Bulls return their top three rushers in Mangham, Joiner and Battie. That group will be bolstered by the return of **K'wan Powell (5-9, 205)** from a knee injury and the addition of Clemson transfer **Michel Dukes (5-10, 197)**, a top 50 running back out of high school who concluded his prep career with 8,762 yards and 117 touchdowns rushing, and **Jason Albritton (5-10, 225, Lithia, Fla.)**.

RECEIVERS


2021 leading receiver Xavier Weaver looks to build on a breakout season as he leads the return of USF's top three receivers, including Jimmy Horn and **Omarion Dollison (27 catches, 218 yards)**. USF also welcomes the return of **Latrell Williams (22 catches for 260 yards in 2020)** from a knee injury, 6-3 Baylor transfer **Yusuf Terry (6 for 62)**, **Sean Atkins (6 for 67)** and 6-4 **Holden Willis (2 for 43)**. The Bulls upgraded the position in the Class of 2022, including adding Clemson transfer **Ajou Ajou (6-3, 218)** - 39 catches for 686 yards and seven TD in his senior year at Clearwater Academy, and North Carolina transfer **Khafre Brown (6-0, 190)**, the No. 32-ranked receiver nationally and a four-star prospect.

TIGHT ENDS

Junior **Chris Carter (6-4, 236)** gives the Bulls a strong blocking presence and sophomore **Gunnar Greenwald (6-4, 244)** is skilled and athletic. The Bulls added Penn transfer **Chris Mottillo (6-6, 258)** in the summer. He started eight games and caught four passes for 53 yards for the Quakers before an injury ended his season. Freshman **Jayson Littlejohn (6-4, 236)** joined the team in the spring and will also be a presence.


OFFENSIVE LINE

The Bulls return all five starters from 2021, including center **Brad Cecil (6-4, 294)**, left guard **Demetris Harris (6-3, 315)**, left tackle **Donovan Jennings (6-5, 312)**, right guard **Dustyn Hall (6-3, 303)** and right tackle **Demontrey Jacobs (6-6, 315)** — representing a combined 136 career starts with Harris (41), Cecil (38) and Jennings (31) having played the better part of four seasons together. Sophomore tackle **Josh Blanchard (6-3, 301)**, returns and the Bulls added experienced FBS transfers in **Derrell Bailey Jr. (6-6, 289, Virginia Tech)**, **Mike Lofton (6-2, 312, UCF)** and **Zach Perkins (6-5, 315)**.



SPECIAL TEAMS

P
36



ANDREW STOKES

6-5 • 232 • SO


- 39.0 average on 56 punts in 2021
- A 27-year old from Perth, Australia
- Punted in the first ever football game he saw in person in the Bulls 2021 season-opener at NC State - averaged 45.1 ypp on eight attempts with a 66-yard long
- Comes from ProKick in Australia, the same program that sent punter Trent Schneider to USF. Schneider graduated last year holding nearly every USF punting record.
- Played Australian rules football for seven seasons, playing for the Railways in the Great Northern Football League before getting picked up by East Fremantle of the WA Football League.
- Moved across the Australian continent from Perth in the west to Melbourne to train for a year at ProKick with former Indiana punter Tyson Beattie (2003-06).
- Working as a warehouse worker prior to pursuing his punting career.

DEFENSIVE PLAYERS TO WATCH

LB

5

2-Time
2nd Team
All-AAC



Nagurski Watch List
Wuerfel Watch List

ANTONIO GRIER JR. • 6-1 • 223 • GR

- Led team with 92 stops, 3 sacks, 8 TFL and 4 QB hurries & tied for lead with 2 INT & 2 FF in 2021
- Averaged 11.7 tpg in last 3 2021 games, including career-high totals: 12 vs. Houston; 14 vs. Cincinnati
- Part of forcing a turnover in three straight games in 2021; (2 INT, 1 FF, 1 FR) vs. Tulsa, Temple & ECU
- Returned an interception 69 yards for a TD vs. Tulsa (10.16) and posted an INT vs. Temple (10.23)
- Named 2020 & 2021 second-team All-Conference.
- Has Led USF in tackles, TFL and sacks in two seasons (2020 & 2021); **217 career tackles**

LB

11




Lombardi
Watch List

DWAYNE BOYLES JR. • 6-3 • 230 • GR

- Posted 8 tackles and a team-high tying 2 TFL vs. No. 25 BYU (9.3.22)
- 2nd on the team with 68 tackles in 2021, led team with 2 FR and tied for lead with 2 INT & 2 FF
- Led USF with career-best 14 tackles and added a fumble recovery at ECU (10.28.21)
- Posted interceptions in back-to-back games at SMU and vs. Tulsa in 2021.
- 2019: Led USF in tackles (75), solo tackles (48) and tackles for loss (12.5).
- Has four career games with double-digit tackles; **219 career tackles**

CB

0




DAQUAN EVANS • 5-11 • 190 • GR/JR

- T4th on team with 59 tackles in 2021, added 2.5 TFL and 1 FR • Led team with 8 tackles at BYU
- Led team with 3 interceptions in 2020 - came in 3-straight games - returns of 56, 31 & 51 (TD) yards = 138, second all-time season at USF.
- Had a 51-yard pick-six at Memphis in 2020
- Nickname is "Day Day"

S

1



MATTHEW HILL • 6-1 • 187 • JR

- 6th with 50 tackles in 2021 • Led team with 11 stops at SMU (10.2.21)
- Played 94 snaps vs. Tulsa; On the field for virtually every defensive snap in games he played in 2021.
- Had an interception and 27-yard return at NC State in his first game as a safety.
- Transferred to USF from Auburn, where he was a wide receiver - recorded eight receptions as a sophomore (2019) before converting to safety in 2020

S

22



MEKHI LAPOINTE • 6-2 • 190 • GR

- Led team with 10 tackles and an interception vs. No. 25 BYU (9.3.22)
- T4th on the team with 59 tackles in 2021 and tied for the team lead with 2 INT and 3 pass break-ups
- A three-year starter with 6 career INT, 150 tackles and 39 career games played
- A #BayMade product from Armwood High School


DE

6



RASHAWN YATES • 6-3 • 282 • GR

- 2021 Athlon All-AAC Fourth Team • 2022 Athlon Preseason All-AAC
- 22 career starts since 2018 season
- A team-leader who has the trust and confidence of the coaching staff



SPECIAL TEAMS

K

32



SPENCER SHRADER

6-2 • 190 • JR

2021 LOU GROZA SEMIFINALIST 2022 LOU GROZA WATCH LIST

- 11-of-13 on FG on the year, with a career-long 52-yarder vs. Temple, a 49-yarder vs. FAMU and a 44-yarder vs. Tulsa.
- String of 9 straight makes ranks as third-longest in program history.
- Converted 15 of his last 17 attempts (misses from 52 & 48 in 2021 and 46 in 2020). Includes made field goals of 52, 49, 49, 47, 46, 44, 42, 41 & 41 yards.
- Has made 19 of 27 career field goals (70%) with a long of 52 yards.
- **Set a USF RECORD** in 2020 with FOUR 40-yard-plus field goals in a game at Memphis (49, 47, 46, 41)
- Named AAC Special Teams Player of the Week (Nov. 9, 2020)
- One of the faster Bulls, he scored on a fake punt, running for a 22-yard touchdown at UConn in 2019.
- Walk-on with a big leg. Handles all kickoffs. Has hit from 65 yards out in practice.
- Home schooled soccer player, went to Brazil to attempt to play professionally as a striker.
- Sister, Sophie, is a midfielder on the University of Tampa's women's soccer team.

DEFENSIVE LINE

The Bulls will have a new look defensive line. Senior **Rashawn Yates** (6-3, 282) returns after posting 13 tackles and a sack in 2021 as does fellow senior **Darrien Grant** (6-4, 257), returning from injury, junior **Jason Vaughn** (6-5, 246) - 19 tackles, 1.5 TFL in 2021 - and **Tramel Logan** (6-2, 249) - 15 tackles, 2 TFL. The Bulls added eight defensive linemen in the 2022 Class, including four-star defensive end **Michael Williams** (6-3, 247; Farmington Hills, Mich.) - 23.5 sacks in his senior year - and transfers in **Nick Bags** (6-3, 293, Temple), **Rashad Cheney Jr.** (6-2, 285, Minnesota), **Jatorian Hansford** (6-3, 265, Missouri), and **Jonathan Ross** (6-3, 243, Bowie State). Cheney was a four-star prospect that led his team to a Minnesota state championship with 45 tackles for loss and seven sacks. They are joined by high school signees **Jhalin Hobbs** (6-2, 291, Ruskin, Fla.), **Eddie Kelly** (6-4, 274, Orlando, Fla.) and **Jacquez Williams** (6-2, 293, Savannah, Ga.). Former USF basketball player **Bayron Matos** (6-9, 286) joined the team in the spring and looks to be a presence on the interior.

LINEBACKER

Dwayne Boyles and Antonio Grier bring a combined 55 starts and 416 tackles (43.5 TFL) into their senior seasons, having held down the middle of the defense the previous three seasons. Redshirt freshman **Mac Harris** (6-0, 230) returns from a shoulder injury in 2021 after showing some flashes in his true freshman campaign (2020), including eight tackles at Cincinnati. Senior **Brian Norris Jr.** (6-2, 225), sophomore **Davon Hicks** (6-0, 215) and redshirt freshman **CJ Ross** (5-11, 210) bring experience as the Bulls added considerable depth with three linebackers in the 2022 Class, including Minnesota transfer **DJ Gordon IV** (6-1, 220) - 126 tackles and 26 tackles for loss in his senior year Plant City HS -, **DeAunte Hunter** (6-4, 198, Valdosta, Ga.), who led Lowndes High School to the Georgia Class 7A quarterfinals, and junior college transfer **Jhalyn Shuler** (6-2, 220) - 88 tackles and 11 TLF at Coffeyville Community College.

CORNERBACKS

Daquan Evans (11 starts) held down one cornerback position last year while transfer **Christian Williams** (6-1, 185, Miami) saw action on the other side of the field posting four starts and 20 tackles while grabbing two interceptions. Transfer **TJ Robinson** (6-3, 194, Rutgers) started seven games and posted 31 tackles as a cornerback in 2021. Senior **Josh Green** (5-10, 182) saw action in eight games. Transfer **Aamaris Brown** (5-11, 197, Kansas State) - 80 tackles and 11 interceptions in his senior season at Tampa's Armwood High School - had a strong spring and has become a team leader.

SAFETIES

Returning senior **Mekhi LaPointe** brings leadership and significant USF experience (21 career starts, 59 tackles in 2021), and junior **Matthew Hill** started 10 games and posted 50 tackles and an interception in his first season as a safety and at USF. Transfer **Will Jones II** (5-9, 191, Kansas State) is among the Bulls' fastest players and showed great closing ability on the ball before suffering a torn ACL prior to Game 1 in 2021. Returners **T-Mac Simpson** (5-11, 190), **Chris Townsel** (6-2, 188), **Jayden Curry** (5-11, 200) and **Jaelen Stokes** (6-1, 191) all saw significant action in 2021 and transfer **Ray Thornton III** (6-1, 206, Clemson) - 27 tackles in 15 games at Clemson - bolsters the lineup.

NUMERICAL

No.	Name
0	Daquan Evans, DB
0	Jaren Mangham, RB
1	Khafre Brown, WR
1	Matthew Hill, S
2	Michel Dukes, RB
2	TJ Robinson, DB
3	Vincent Davis, DB
3	Kelley Joiner, Jr., RB
4	Omarion Dollison, WR
4	Christian Williams, DB
5	Anontonio Grier, LB
5	Jimmy Horn, WR
6	Ajou Ajou, WR
6	Rashawn Yates, DE
7	Sincere Brown, WR
7	Will Jones II, DB
8	DJ Gordon IV, LB
8	Latrell Williams, WR
9	Aamaris Brown, CB
10	Nick Bags, DT
10	Xavier Weaver, WR
11	Gerry Bohanon, QB
11	Dwayne Boyles, LB
12	Ben Knox, CB
12	Katravis Marsh, QB
13	Tramel Logan, DE
13	Gunnar Smith, QB
14	Dequan Stanley, WR
14	Michael Williams, DE
15	Jayden Curry, S
15	Gavin Gosnell, QB
16	Ryan Bolduc, QB
16	Eddie Kelly, DL
17	Byrum Brown, QB
17	Jhalyn Shuler, LB
18	Jordan Smith, QB
18	Ray Thornton III, S
19	Jonathan Ross, DE
19	Yusuf Terry, WR
20	Javohn Thomas, WR
21	Brian Battie, RB
21	Jaelen Stokes, S
22	Mekhi LaPointe, DB
22	K'wan Powell, RB
23	Davon Hicks, LB
23	Holden Willis, TE
24	Mac Harris, DB
25	Mychael Hamilton, RB
25	Christopher Townsel, S
26	Tavin Ward, CB
26	Yasias Young, RB
27	Jordan Blackmon, S
27	Cameron Cobb, WR
28	Daylan Felton, RB
28	Jatorian Hansford, DE
29	Brian Norris, LB
29	Zack Sessa, K
30	DeAunte Hunter, LB
31	Pierce Stainton, P
32	Spencer Shrader, K
33	T-Mac Simpson, S

2022 USF FOOTBALL ALPHABETICAL ROSTER

No.	Name	Pos.	Ht.	Wt.	Class/Elig.	Hometown (Previous Schools)
89	Collin Affleck	TE	6-5	237	Fr./Fr.	Great Falls, Va. (Langley HS)
6	Ajou Ajou	WR	6-3	218	Jr./So.	Brooks, Alberta, Canada (Clearwater Acad./Clemson)
40	Jason Albritton	RB	5-10	224	Fr./Fr.	Lithia, Fla. (Newsome HS)
54	Amer Amer	LB	6-1	228	So./RSFr.	Winter Garden, Fla. (Windermere HS)
38	Sean Atkins	WR	5-10	170	Gr./So.	Viera, Fla. (Viera HS)
10	Nick Bags	DL	6-3	293	Jr./So.	Wayne, N.J. (Tottenville HS/Temple)
71	Derrell Bailey Jr.	OL	6-6	289	Jr./So.	Greenback, Tenn. (Greenback HS/Virginia Tech)
21	Brian Battie	RB	5-8	165	Jr./So.	Sarasota, Fla. (Sarasota HS)
48	Andrew Beardall	LS	6-0	212	Gr./Jr.	Merritt Island, Fla. (Merritt Island HS)
50	Bryce Bernard	LS	6-2	212	Sr./So.	Neptune Beach, Fla. (Fletcher HS)
37	Logan Berryhill	WR	6-4	188	Gr./So.	Kingsland, Ga. (Camden County HS)
72	Cole Best	OL	6-4	296	So./RSFr.	Winter Park, Fla. (Trinity Prep)
27	Jordan Blackmon	S	5-10	156	So./RSFr.	Melbourne, Fla. (Eau Gallie HS)
57	Joshua Blanchard	OL	6-3	294	Jr./So.	Miami, Fla. (Norland HS)
11	Gerry Bohanon Jr.	QB	6-3	226	Gr./Jr.	Earle, Ark. (Earle HS/Baylor)
16	Ryan Bolduc	QB	6-1	197	So./RSFr.	Sarasota, Fla. (Cardinal Mooney HS)
11	Dwayne Boyles Jr.	LB	6-3	230	Gr./Sr.	Miami, Fla. (Miami Central HS)
9	Aamaris Brown	DB	5-10	197	Jr./Fr.	Seffner, Fla. (Armwood HS/Kansas State)
17	Byrum Brown	QB	6-3	206	Fr./Fr.	Raleigh, N.C. (Rolesville HS)
1	Khafre Brown	WR	6-0	190	Jr./So.	Charlotte, N.C. (West Mecklenburg HS/North Carolina)
7	Sincere Brown	WR	6-5	181	So./RSFr.	Charleston, S.C. (First Baptist School)
39	John Cannon	K	5-9	176	So./RSFr.	Fort Lauderdale, Fla. (University HS)
88	Chris Carter	TE	6-4	236	Gr./Jr.	Homestead, Fla. (South Dade HS)
74	Brad Cecil	OL	6-4	294	Gr./Sr.	Jacksonville, Fla. (Bartram Trail HS)
90	Rashad Cheney Jr.	DL	6-2	285	Sr./So.	Atlanta, Ga. (Cedar Grove HS/Minnesota)
27	Cameron Cobb	WR	5-11	182	Fr./Fr.	Tampa, Fla. (Wharton HS)
53	Drew Cornelius	OL	6-5	280	So./RSFr.	Franklin, Ga. (Heard County HS)
15	Jayden Curry	S	5-11	200	Jr./So.	Virginia Beach, Va. (IMG Academy)
4	Omarion Dollison	WR	5-9	183	Jr./So.	Columbia, S.C. (Gray Collegiate Academy)
2	Michel Dukes	RB	5-10	197	Sr./Jr.	Charleston, S.C. (First Baptist HS/Clemson)
59	Johnny Eaton	LB	6-2	200	Fr./Fr.	Melbourne, Fla. (Viera HS)
96	Chad Elder	DE	6-3	241	Fr./Fr.	Neptune Beach, Fla. (Fletcher HS)
0	Daquan Evans	CB	5-11	190	Gr./Jr.	Orlando, Fla. (Jones HS)
36	Tre'son Everett	WR	6-4	205	Fr./Fr.	Seminole, Fla. (Largo HS)
28	Daylan Felton	RB	5-8	175	So./RSFr.	Durham, N.C. (North Durham HS)
98	Danny Gonzalez	DT	6-1	264	Fr./Fr.	Jupiter, Fla. (The Benjamin School)
47	Connor Gordon	LS	6-2	240	Fr./Fr.	Sussex, Wisc. (Sussex Hamilton HS)
8	DJ Gordon IV	LB	6-1	220	Sr./So.	Plant City, Fla. (Plant City HS/Minnesota)
15	Gavin Gosnell	QB	6-2	219	Fr./Fr.	Hendersonville, N.C. (Hendersonville HS)
99	Darrien Grant	DE	6-4	257	Gr./Sr.	Bradenton, Fla. (Southeast HS)
34	Joshua Green	CB	5-10	182	Sr./Sr.	Palm Harbor, Fla. (East Lake HS/ Univ. of Pikeville)
87	Gunnar Greenwald	TE	6-4	244	So./So.	Satellite Beach, Fla. (Satellite HS)
5	Antonio Grier Jr.	LB	6-1	223	Gr./Sr.	Atlanta, Ga. (Mays HS)
79	Dustyn Hall	OL	6-3	303	Sr./So.	Punta Gorda, Fla. (Charlotte HS)
20	AJ Hamilton	CB	5-10	183	Jr./RSFr.	Dunnellon, Fla. (Dunnellon HS)
25	Mychael Hamilton	RB	6-1	201	Sr./Sr.	New Port Richey, Fla. (JW Mitchell HS/Ellsworth CC/SW Oklahoma St.)
28	Jatorian Hansford	DE	6-4	265	Sr./Sr.	Forsyth, Ga. (Mary Persons HS/Missouri)
64	Demetris Harris	OL	6-3	315	Gr./Sr.	Jacksonville, Fla. (Robert E. Lee HS)
24	Mac Harris	LB	6-0	234	Jr./RSFr.	The Villages, Fla. (The Villages Charter School)
23	Davon Hicks	LB	6-0	215	So./So.	Vero Beach, Fla. (Vero Beach HS)
1	Matthew Hill	S	6-1	187	Sr./Jr.	Lawrenceville, Ga. (Brookwood HS/Auburn)
93	Jhalin Hobbs	DL	6-2	291	Fr./Fr.	Ruskin, Fla. (Lennard HS)
5	Jimmy Horn Jr.	WR	5-9	174	So./So.	Sanford, Fla. (Seminole HS)
30	DeAunte Hunter	LB	6-4	198	Fr./Fr.	Valdosta, Ga. (Lowndes HS)
67	Demontrey Jacobs	OL	6-6	315	Gr./Sr.	Gonzales, La. (East Ascension HS/Grambling)
73	Donovan Jennings	OL	6-5	312	Gr./Sr.	Tampa, Fla. (Gaither HS)
58	Reggie Johnson II	LB	6-0	212	So./So.	Tampa, Fla. (Carrollwood Day HS)
3	Kelley Joiner Jr.	RB	5-9	188	Sr./Jr.	Clermont, Fla. (South Lake HS)
49	Kanaan Jones	S	6-0	180	Jr./Fr.	Lithia, Fla. (Newsome HS)
7	Will Jones II	S	5-9	191	Sr./So.	Mansfield, Texas (Summit HS/Kansas State)
16	Eddie Kelly	DL	6-4	274	Fr./Fr.	Orlando, Fla. (West Orange HS)

2022 USF FOOTBALL ALPHABETICAL ROSTER

75	Andrew Kilfoyl	OL	6-5	317	So./RSFr.	Tampa, Fla. (Gaither HS)
12	Ben Knox	CB	6-2	192	Jr./So.	DeLand, Fla. (DeLand HS)
61	Gannon Lanning	OL	6-7	311	So./RSFr.	Spring Hill, Fla. (Springstead HS)
22	Mekhi LaPointe	S	6-2	190	Gr./Sr.	Seffner, Fla. (Armwood HS)
80	Jayson Littlejohn	TE	6-4	239	Sr./Jr.	Hanford, Calif. (Sierra Pacific HS/College of the Sequoias)
65	Mike Lofton	OL	6-2	312	Jr./RSFr.	Clearwater, Fla. (Calvary Christian HS/UCF)
13	Tramel Logan	DE	6-2	249	Jr./So.	Miami, Fla. (Booker T. Washington HS)
82	Jackson Long	TE	6-4	222	Fr./Fr.	Hendersonville, Tenn. (Beech HS)
0	Jaren Mangham	RB	6-2	231	Sr./Sr.	Detroit, Mich. (Cass Tech HS/Colorado)
12	Katravis Marsh	QB	6-5	232	Jr./So.	Hialeah, Fla. (Miami Central HS)
95	Bayron Matos	DE	6-9	291	So./Fr.	Santo Domingo, Dominican Republic (Hamilton Heights Christian Acad.)
41	Colin McCreary	P	6-1	210	Gr./Sr.	Clarks Summit, Pa. (Abington Heights HS/Monmouth)
42	Lewai Mitchell	S	6-1	186	So./RSFr.	Maitland, Fla. (Orangewood Christian HS)
86	Chris Mottillo	TE	6-6	258	Gr./Jr.	Erie, Pa. (Mercyhurst Prep/Penn)
29	Brian Norris Jr.	LB	6-2	225	Gr./Jr.	Chiefland, Fla. (Chiefland HS)
63	Brock Parry	OL	6-3	304	Jr./RSFr.	Coral Springs, Fla. (JP Taravella HS/Florida Tech)
77	Zach Perkins	OL	6-5	315	Jr./RSFr.	Tampa, Fla. (Berkeley Prep HS/Maryland)
22	K'wan Powell	RB	5-9	205	So./RSFr.	Vernon, Fla. (Vernon HS)
35	Bailey Purcell	WR	5-11	177	So./RSFr.	Seminole, Fla. (Seminole HS)
81	Garret Reynolds	WR	6-1	178	So./RSFr.	Lake Wales, Fla. (Lake Wales HS)
46	Dylan Ridolph	LB	6-0	222	So./RSFr.	Wesley Chapel, Fla. (Wiregrass Ranch HS)
84	Cade Roberts	WR	5-11	183	Fr./Fr.	Santa Rosa Beach, Fla. (South Walton HS)
2	TJ Robinson	S	6-3	194	Sr./So.	Riverview, Fla. (Riverview HS/Rutgers)
45	CJ Ross	LB	5-11	211	So./RSFr.	Jacksonville, Fla. (Trinity Christian Academy)
19	Jonathan Ross	DE	6-3	243	Gr./Jr.	Waldorf, Md. (St. Charles HS/Bowie State)
53	De'Juan Sease	DT	6-2	282	Sr./Jr.	Bamberg, S.C. (Bamberg-Ehrhardt HS/Allen University)
29	Zack Sessa	K	6-0	187	So./Fr.	Venice, Fla. (Venice HS/Florida/Georgia Southern)
32	Spencer Shrader	K	6-2	190	Sr./Jr.	Lithia, Fla. (Newsome HS)
17	Jhalyn Shuler	LB	6-1	220	Jr./Jr.	Abbeville S.C. (Abbeville HS/Coffeyville CC)
33	Timarcus "T-Mac" Simpson	S	5-11	190	Sr./Jr.	Tampa, Fla. (Sickles HS/Eastern Michigan)
55	Colby Smith	DT	6-3	269	So./RSFr.	Neptune Beach, Fla. (Fletcher HS)
13	Gunnar Smith	QB	6-4	205	Fr./Fr.	Lake Mary, Fla. (Lake Mary HS)
18	Jordan Smith	QB	6-1	180	Jr./RSFr.	Lake City, Fla. (Columbia HS)
31	Pierse Stainton	P	6-2	190	Fr./Fr.	Sarasota, Fla. (Cardinal Mooney HS)
14	Dequan Stanley	WR	5-10	176	So./RSFr.	St. Augustine, Fla. (St. Augustine HS)
36	Andrew Stokes	P	6-5	232	So./So.	Perth, Australia (ProKick)
21	Jaelen Stokes	S	6-1	190	So./So.	Auburndale, Fla. (Auburndale HS)
94	Keeon Terrell	DE	6-3	254	So./RSFr.	Fort Myers, Fla. (Fort Myers HS)
19	Yusuf Terry	WR	6-3	180	Sr./So.	Philadelphia, Pa. (Imhotep Charter HS/Baylor)
35	Chris Thomas	S	6-0	181	Fr./Fr.	Bradenton, Fla. (Southeast HS)
20	Javohn Thomas	WR	6-3	191	Fr./Fr.	Tampa, Fla. (Sickles HS)
18	Ray Thornton III	S	6-1	206	Sr./So.	Columbus, Ga. (Central HS/Clemson)
25	Christopher Townsel	S	6-2	188	Jr./So.	Deerfield Beach, Fla. (Dearfield Beach HS)
78	Alec Valet	OL	6-3	265	Gr./RSFr.	Titusville, Fla. (Astronaut HS/Jacksonville Univ.)
40	Jason Vaughn	DE	6-5	246	Gr./Jr.	Miami, Fla. (Advance Prep Acad.)
37	Trey Wagner	WR	6-1	175	Fr./Fr.	Greenville, S.C. (Christ School)
26	Tavin Ward	CB	6-1	190	Fr./Fr.	Fort Myers, Fla. (North Fort Myers HS)
10	Xavier Weaver	WR	6-1	180	Sr./Jr.	Orlando, Fla. (Orlando Christian Prep)
4	Christian Williams	CB	6-1	185	Sr./Jr.	Daphne, Ala. (Daphne HS/Miami)
44	Jacquez Williams	DT	6-2	293	Fr./Fr.	Savannah, Ga. (Jenkins HS)
8	Latrell Williams	WR	5-11	188	Gr./Sr.	Lake City, Fla. (Columbia HS/Independence CC/Tennessee)
14	Michael Williams II	DE	6-3	247	Fr./Fr.	Farmington Hills, Mich. (West Bloomfield HS)
23	Holden Willis	WR	6-4	210	So./So.	Greenback, Tenn. (Greenback School)
6	Rashawn Yates	DE	6-3	282	Gr./Sr.	Port St. Lucie, Fla. (Treasure Coast HS)
26	Yasias Young	RB	5-9	187	Jr./RSFr.	Fort Myers, Fla. (Fort Myers HS)

NUMERICAL

34	Joshua Green, CB
35	Bailey Purcell, WR
35	Chris Thomas, S
36	Tre'son Everett, WR
36	Andrew Stokes, P
37	Logan Berryhill, S
37	Trey Wagner, WR
38	Sean Atkins, WR
39	John Cannon, K
40	Jason Albritton, RB
40	Jason Vaughn, DE
41	Colin McCreary, P
42	Lewai Mitchell, S
44	Jacquez Williams, DL
45	CJ Ross, LB
46	Dylan Ridolph, LB
47	Connor Gordon, LS
48	Andrew Beardall, LS
49	Kanaan Jones, S
50	Bryce Bernard, LS
53	Drew Cornelius, OL
53	De'Juan Sease, DT
54	Amer Amer, LB
55	Colby Smith, OL
57	Joshua Blanchard, OL
58	Reggie Johnson II, LB
59	Johnny Eaton, LB
61	Gannon Lanning, OL
63	Brock Parry, OL
64	Demetris Harris, OL
65	Mike Lofton, OL
67	Demontrey Jacobs, OLL
71	Derrell Bailey, OL
72	Cole Best, OL
73	Donovan Jennings, OL
74	Brad Cecil, OL
75	Andrew Kilfoyl, OL
77	Zach Perkins, OL
78	Alec Valet, OL
79	Dustyn Hall, OL
80	Jayson Littlejohn, TE
81	Garret Reynolds, WR
82	Jackson Long, TE
84	Cade Roberts, WR
86	Chris Mottillo, TE
87	Gunnar Greenwald, TE
88	Chris Carter, TE
89	Collin Affleck, TE
90	Rashad Cheney Jr., DL
93	Jhalin Hobbs, DL
94	Keeon Terrell, DE
95	Bayron Matos, DE
96	Chad Elder, DE
98	Danny Gonzalez, DT
99	Darrien Grant, DE

USF FOOTBALL DEPTH CHART

(From Game 2)

OFFENSE

POS	#	Name	Ht.	Wt.	Cl.
WR	10	Xavier Weaver	6-1	180	Jr.
	6	Ajou Ajou (TR)	6-3	218	So.
	7	Sincere Brown	6-5	181	Fr.
TE	88	Chris Carter	6-4	236	Jr.
	87	Gunnar Greenwald	6-4	244	So.
RT	67	Demontrey Jacobs (TR)	6-6	315	Gr.
	61	Gannon Lanning	6-7	311	Fr.
RG	79	Dustyn Hall	6-3	303	So.
	65	Mike Lofton (BA) (TR)	6-2	312	Fr.
C	74	Brad Cecil	6-4	294	Gr.
	72	Cole Best	6-4	296	Fr.
LG	64	Demetris Harris	6-3	315	Gr.
	77	Zach Perkins (BA) (TR)	6-5	315	Fr.
LT	73	Donovan Jennings (BA)	6-5	312	Gr.
	71	Derrell Bailey Jr. (TR)	6-6	289	So.
QB	11	Gerry Bohanon Jr. (TR)	6-3	226	Jr.
	12	Katravis Marsh	6-5	232	So.
HB	0	Jaren Mangham (TR)	6-2	231	Sr.
	21	Brian Battie (BA)	5-8	165	So.
	2	Michel Dukes (TR)	5-10	197	Jr.
SLOT	5	Jimmy Horn Jr.	5-9	174	So.
	4	Omarion Dollison	5-9	183	So.
WR	1	Khafre Brown (TR)	6-0	190	So.
	23	Holden Willis	6-4	210	So.

(TR) = 4-YEAR SCHOOL TRANSFER

(BA) = NATIVE OF SEVEN-COUNTY TAMPA BAY AREA

SPECIALISTS

POS	#	Name	Ht.	Wt.	Cl.
P	36	Andrew Stokes	6-5	232	So.
	41	Colin McCreary (TR)	6-1	210	Gr.
PK	32	Spencer Shrader (BA)	6-2	190	Jr.
	29	Zack Sessa (TR)	6-0	187	Fr.
H	48	Andrew Beardall	6-0	212	Gr.
LS	50	Bryce Bernard (field goal/PAT)	6-2	212	So.
	48	Andrew Beardall (punts)	6-0	212	Gr.
KO	32	Spencer Shrader (BA)	6-2	190	Jr.

RETURNERS

KR	21	Brian Battie (BA) ALL-AMERICAN	5-8	165	So.
	5	Jimmy Horn Jr.	5-9	174	So.
	2	Michel Dukes (TR)	5-10	197	Jr.
PR	9	Aamaris Brown (BA) (TR)	5-10	197	Fr.
	10	Xavier Weaver	6-1	180	Jr.
	5	Jimmy Horn Jr.	5-9	174	Fr.
	1	Matthew Hill (TR)	6-1	187	Jr.

PRONUNCIATIONS

- LISTEN TO PLAYERS PRONOUNCE
THEIR NAMES HERE:



DEFENSE

POS	#	Name	Ht.	Wt.	Cl.
END	13	Tramel Logan	6-2	249	So.
	19	Jonathan Ross (TR)	6-3	243	Gr.
	16	Eddie Kelly	6-4	274	Fr.
TACKLE	6	Rashawn Yates	6-3	282	Sr.
	10	Nick Bags (TR)	6-3	293	So.
TACKLE	90	Rashad Cheney Jr. (TR)	6-2	285	So.
	53	De'Juan Sease	6-2	282	Jr.
	95	Bayron Matos	6-9	291	Fr.
END	28	Jatorian Hansford (TR)	6-4	265	Sr.
	40	Jason Vaughn	6-5	246	Jr.
	99	Darrien Grant (BA)	6-4	257	Gr.
MLB	8	DJ Gordon IV (BA) (TR)	6-1	220	So.
	5	Antonio Grier Jr.	6-1	223	Gr.
	23	Davon Hicks	6-0	215	So.
WLB	11	Dwayne Boyles Jr.	6-3	228	Jr.
	29	Brian Norris Jr.	6-2	225	Gr.
	17	Jhalyn Shuler	6-1	220	Jr.
CB	2	TJ Robinson (BA) (TR)	6-3	194	So.
	0	Daquan Evans	5-11	190	Jr.
	4	Christian Williams (TR)	6-1	185	Jr.
SS	22	Mekhi LaPointe (BA)	6-2	190	Sr.
	33	T-Mac Simpson (BA) (TR)	5-11	190	Jr.
NB	15	Jayden Curry	5-11	200	So.
	1	Matthew Hill (TR)	6-1	187	Jr.
	21	Jaelen Stokes	6-1	190	So.
FS	7	Will Jones II (TR)	5-9	191	So.
	18	Ray Thornton III (TR)	6-1	206	So.
CB	9	Aamaris Brown (BA) (TR)	5-10	197	Fr.
	12	Ben Knox	6-2	192	So.

PRONUNCIATION CHART

6	AJOU AJOU	uh-JOE uh-JOE
54	AMER AMER	AY-mer AY-mer
21	Brian BATTIE	BAT-tee
11	GERRY Bohanon	GARY
9	AAMARIS Brown	uh-MAR-iss
1	KHAFRE Brown	CHAH-free
2	MICHEL Dukes	Michael
4	OMARION Dollison	oh-MAR-eee-ahn
0	DAQUAN Evans	duh-KWON
28	JATORIAN Hansford	juh-TORE-eee-en
64	DEMETRIS Harris	Duh-MEE-tris
23	DAVON Hicks	DAY-von
10	KELLEY Joiner	Kelly
0	Jaren MANGHAM	mang-UM
12	KATRAVIS Marsh	Kuh-TREY-viss (Trey for short)
95	BAYRON MATOS	BY-run MAT-oce
42	LEWAI Mitchell	LEE-vie
86	Chris MOTTILLO	moe-TILL-oh
22	MEKHI LaPointe	mah-KYE (sounds like: eye)
13	TRAMEL Logan	truH-MELL
22	K'WAN Powell	KAY-wahn
53	De'Juan SEASE	de-WAHN cease
17	JHALYN Shuler	JAY-lin
14	DEQUAN Stanley	DAY-kwahn
19	YUSUF Terry	YOO-suf
10	XAVIER Weaver	ex-ZAY-vee-er
26	YASIAS Young	yuh-SIGH-iss

CAREER STARTS CHART

	2022	'21	'20	'19	'18	CAREER
Demetris Harris (OL)	2	12	6	12	11	43
Brad Cecil (OL)	2	12	7	12	7	40
Dwayne Boyles (LB)	2	12	6	11	2	33
Donovan Jennings (OL)	2	12	7	8	4	33
Antonio Grier (LB)	-	12	7	6	-	24
Mekhi LaPointe (SS)	2	11	6	-	4	23
Rashawn Yates (DT)	2	4	9	6	2	23
Demontrey Jacobs (OL)	2	11	2	-	-	15
Dustyn Hall (OL)	2	9	4	-	-	15
Xavier Weaver (WR)	2	10	2	-	-	14
Daquan Evans (DB)	-	11	1	-	-	12
Matthew Hill (S)	1	10	-	-	-	11
Jaren Mangham (RB)	2	8	-	1 (CO)	-	11
Latrell Williams (WR)	-	3	7	-	-	10
Kelley Joiner (RB)	-	1	7	2	-	10
Jason Vaughn (DE)	-	8	1	-	-	9
TJ Robinson (DB)	2	7	-	-	-	9
Omarion Dollison (WR)	-	8	-	-	-	8
Joshua Blanchard (OL)	-	-	7	-	-	7
Jimmy Horn Jr. (WR)	2	5	-	-	-	7
Christian Williams (DB)	1	5	-	-	-	6
Darrien Grant (DE)	-	3	2	-	-	5
Chris Townsel (DB)	-	-	5	-	-	5
Sean Atkins (WR)	-	3	-	-	-	3
Chris Carter (TE)	2	1	1	-	-	4
Tramel Logan (DL)	2	1	-	-	-	3
Mac Harris (S)	-	-	2	-	-	2
Katravis Marsh (QB)	-	1	1	-	-	2
Gerry Bohanon (QB)	2	-	-	-	-	2
Jatorian Hansford (DE)	2	-	-	-	-	2
Aamaris Brown (CB)	2	-	-	-	-	2
Rashad Cheney (DT)	2	-	-	-	-	2
Khafre Brown (WR)	2	-	-	-	-	2
DJ Gordon (LB)	2	-	-	-	-	2
Will Jones (S)	1	-	-	-	-	1
Jayden Curry (S)	1	-	-	-	-	1
Brian Battie (RB)	-	1	-	-	-	1
Brian Norris (LB)	-	-	1	-	-	1
Joshua Green (DB)	-	1	-	-	-	1

2022 GAME-BY-GAME LEADERS

GAME	RUSHING	PASSING (C-A-YD-INT-TD)	CATCHES	REC YARDS	TACKLES
vs. BYU	Mangham (10-39-1)	Bohanon (17-30-172-1-0)	Weaver (5)	Weaver(113)	LaPointe(10)
vs. Howard	Battie (7-105-1)	Bohanon (17-28-219-1-0)	Weaver (7)	Weaver(57)	Gordon(7)

2022 FIELD GOALS

Field Goals	fg	pct.	01-19	20-29	30-39	40-49	50-99	lg	blk
Spencer Shrader	0-1	-	-	-	-	-	0-1		

FG Sequence	USF	Opponents
BYU	-	39
Howard	(54)	(50)
(misses)		

2022 USF GAME-BY-GAME STARTERS

OFFENSE

GAME	LT	LG	C	RG	RT	TE	QB	HB	Slot	WR	WR
vs. BYU	Jennings	Harris	Cecil	Hall	Jacobs	Carter	Bohanon	Mangham	Horn Jr.	Brown	Weaver
vs. BYU	Jennings	Harris	Cecil	Hall	Jacobs	Carter	Bohanon	Mangham	Horn Jr.	Brown	Weaver

**Started four wide receivers

***Started two tight ends

DEFENSE

GAME	END	NOSE	TACKLE	ALB	WLB	MLB	CB	Star	SS	FS	CB
vs. BYU	Hansford	Cheney Jr.	Yates	Logan	Boyles	Gordon IV	C. Williams	Hill	LaPointe	Robinson	Brown
vs. Howard	Hansford	Cheney Jr.	Yates	Logan	Boyles	Gordon IV	Robinson	Curry	LaPointe	Jones II	Brown

* Started Six Defensive Backs

** Started Four Defensive Linemen

TURNOVERS FORCED

TEAM	INT	FUMBLE	DEF TD	TOTAL
USF	1	0	0	1
Opponents	1	0	1	1

USF CAUSED: 1

OPP CAUSED: 1

USF POINTS OFF TO: 21

OPP POINTS OFF TO: 7

USF DEFENSIVE TD's: 0

OPP DEFENSIVE TD's: 1

USF TURNOVERS FORCED

QT	Play	Ball On	Result
----	------	---------	--------

HOWARD

BYU

3rdINT: Mekhi LaPointe of Jaren HallUSF14 Safety

HOWARD

2ndFUM: Jatorian Hansford of Christian CarterUSF50 Touchdown

2ndFUM: T-Mac Simpson of Antoine MurrayUSF20 Touchdown

3rdINT: Jayden Curry of Quinton WilliamsHOW21 Touchdown

OPPONENT TURNOVERS FORCED

QT	Play	Ball On	Result
----	------	---------	--------

BYU

1stINT: Bohanon by Max TooleyUSF38 Touchdown

HOWARD

1stINT: Bohanon by Robert JonesUSF35 Punt

USF DRIVE CHART

DISPLAYED USF/OPPONENT	Possessions	TDs	FGs		Fumble	Int.	Safety	Punt	Turnover on Downs	End of Half	End of Game	70+ yard Drives	3 and Out
			Made	Missed									
vs. BYU	11/11	3/6	2/0	0/0	0/0	1/1	0/1	4/2	2/0	0/1	1/0	1/3	4/0
vs. Howard	13/12	6/3	0/0	1/1	0/2	1/1	0/0	3/3	0/2	1/0	1/0	0/3	1/2
TOTALS	24/23	9/9	2/0	1/1	0/2	2/2	0/1	7/5	2/2	1/1	2/0	1/3	5/2

USF SCORING DRIVES

QT	When	Score	Play	DRIVE
BYU (3 TD)				
2nd	0:14		RUN..... Mangham 1-yard TD Run	8 plays-84 yards, TOP 1:52
3rd	14:44		KR..... Jimmy Horn 89-yard kickoff return	1 play
3rd	2:23		RUN..... Battie 9-yard TD run	6 plays-43yards, TOP 2:59
HOWARD (6 TD)				
2nd	11:16		RUN..... Mangham 2-yard TD run	11 plays-60 yards, TOP 3:36
2nd	2:10		RUN..... Dukes 7-yard TD run	5 plays-59 yards, TOP 1:39
3rd	7:14		RUN..... Mangham 1-yard TD run	4 plays-25 yards, TOP 1:43
3rd	00:33		RUN..... Dukes 28-yard TD run	5 plays-61 yards, TOP 1:56
4th	11:37		RUN..... Battie 60-yard TD run	2 plays-69 yards, TOP 0:33
4th	8:05		RUN..... Powell 1-yard TD run	4 plays-54 yards, TOP 1:36

SCORING DRIVES OF 75 YDS OR MORE: 1 (1 TD)

SCORING DRIVES 6:00 OR MORE: ---

SCORING DRIVES 3:00 OR LESS: 7 (7 TD)

SCORING DRIVES 2:00 OR LESS: 6 (6 TD)

SCORING DRIVES 1:00 OR LESS: 1 (1 TD)

LONG DRIVES:

Longest by PLAYS:

11 plays - 60 yards, 3:36, TD - Bohanon QB

Longest by YARDS:

84 Yards - 8 plays; 1:52, TD, vs. Howard - Bohannon QB

Longest by TIME:

3:36 - 11 plays, 60 yards, TD, vs. Howard - Bohannon QB

DEFENSE/SPECIAL TEAMS TOUCHDOWNS: 1

DEFENSIVE SCORING PLAYS

BYU

3rd14:44.....KR..... Jimmy Horn 89-yard kickoff return

LONGEST DRIVES IN PROGRAM HISTORY:

Longest by PLAYS:

21 plays (75 yards; 5:58, TD) at SMU on 11/23/2013

Longest by YARDS:

99 Yards (13 plays, 5:19, TD) at FIU on 9/20/2008

Longest by TIME:

9:58 (17 plays, 96 yards, TD) at Florida on 9/11/2010

2022 GAME-BY-GAME TEAM STATISTICS

GAME	FINAL					QUARTERS					1st DOWNS		RUSHING		PASSING		TOT OFF		PUNTS		PENALTY		3RD 4TH		RED	SACKS		FIELD		POSSESSION TIME				
	SCORE	1	2	3	4	OT	R-P-PE	TOT	NO-YDS	TD	C-A-I	YDS	TD	YDS	NO-AVG	FUM-FL	NO-YDS	DNS	DNS	ZONE	NO-YDS	GOALS	1	2	3	4	TOT							
USF	21	0	7	14	0	-	6-6-0	12	26-121-2	17-30-1	172	0	293	4-41.0	1-0	3-25	3-12	2-4	2-3	1-1	0-0	6:06	7:23	4:34	7:14	25:17								
BYU	50	28	10	9	3	-	12-15-0	27	37-329-3	25-32-1	261	2	575	2-36.0	1-0	4-35	7-13	2-2	4-5	1-0	2-2	8:54	7:37	10:26	7:46	34:43								
USF	42	0	14	14	14	-	6-11-3	20	27-205-6	17-28-1	219	0	424	3-41.7	0-0	3-40	2-8	1-1	4-4	3-17	0-1	5:08	5:52	5:37	4:25	21:04								
HOWARD	20	7	0	7	6	-	8-14-2	24	40-168-3	28-37-1	250	0	418	3-39.0	2-2	5-43	9-17	0-2	2-3	0-0	0-1	9:52	9:06	9:23	10:35	38:56								

USF EXPLOSIVE PLAYS (20+ YARDS)

	15-20	20-29	30-39	40-49	50-59	60-69	70-79	80-89	90-99	TOTAL
RUSHING	-	-	-	-	-	-	-	-	-	-
TOTALS	-	-	-	-	-	-	-	-	-	-
RECEIVING	15-20	20-29	30-39	40-49	50-59	60-69	70-79	80-89	90-99	TOTAL
Xavier Weaver	-	2	-	-	1	-	-	-	-	3
TOTALS	-	2	-	-	1	-	-	-	-	3
PASSING	15-20	20-29	30-39	40-49	50-59	60-69	70-79	80-89	90-99	TOTAL
Gerry Bohanon	-	2	-	-	1	-	-	-	-	3
TOTALS	-	2	-	-	-	-	-	-	-	2

COMBINED EXPLOSIVE PLAYS

Xavier Weaver: 3 (3 receiving)
 Gerry Bohanon: 3 (3 passing)

USF EXPLOSIVE PLAYS (15+ YARDS)

EXPLOSIVE PLAY BREAKDOWN

USF TOTAL (Run & Pass): 12
USF GAME HIGH: 9 VS. HOWARD
OPP. GAME HIGH: 7 by BYU

USF

Long Pass: 50, Gerry Bohanon to Xavier Weaver vs BYU
Long Run: 60, Brian Battie vs. Howard
Long Punt Return: -
Long Kickoff Return: 89, Jimmy Horn (TD) vs. BYU
Long INT Return: 12, Mekhi LaPointe vs. BYU

OPPONENT

Long Pass: 22, Jaren Hall to Puka Nacua
Long Run: 75 (TD), Puka Nacua, BYU
Long Def: 33 (TD), Max Tooley, BYU

BYU

2nd 50PASS....Bohanon to Weavervs. BYU
 2nd 21PASS....Bohanon to Weavervs. BYU
 3rd 27PASS....Bohanon to Weavervs. BYU

HOWARD

1st 29PASS....Bohanon to Horn Jr.vs. Howard
 1st 19PASS....Bohanon to Brownvs. Howard
 2nd 15RUN.....Brian Battie.....vs. Howard
 2nd 23PASS....Bohanon to Horn Jr.vs. Howard
 2nd 16PASS....Bohanon to Greenwald .vs. Howard
 3rd 20RUN.....Jaren Manghamvs. Howard
 3rd 28(TD)...RUN.....Michel Dukes.....vs. Howard
 4th 39PASS....Bohanon to Dollison.....vs. Howard
 4th 60(TD)...RUN.....Brian Battie.....vs. Howard

AT FLORIDA

-
 -

AT LOUISVILLE

-
 -

ECU

-
 -

AT CINCINNATI

-
 -

TULANE

-
 -

AT HOUSTON

-
 -

AT TEMPLE

-
 -

SMU

-
 -

AT TULSA

-
 -

UCF

-
 -

25-YARD+ EXPLOSIVE PLAYS BY LENGTH

▼ 50 + YARD PLAYS ▼

QT	LENGTH	TYPE	PLAYER	OPP
2nd	50	PASS	Bohanon to Weaver	vs. BYU
4th	60 (TD)	RUN	Brian Battie	vs. Howard

▼ LESS THAN 50 YARD PLAYS ▼

QT	LENGTH	TYPE	PLAYER	OPP
3rd	27	PASS	Bohanon to Weaver	vs. BYU
2nd	21	PASS	Bohanon to Weaver	vs. BYU
4th	39	PASS	Bohanon to Dollison	vs. Howard
1st	29	PASS	Bohanon to Horn Jr.	vs. Howard
3rd	28 (TD)	RUN	Michel Dukes	vs. Howard

▼ LONG PLAYS FOR TOUCHDOWNS

4th	60(TD)	RUN	Brian Battie	vs. Howard
-----	--------	-----	--------------	------------

TOTAL 15+ FOR TD: 1
GAME HIGH 15+ YARD PLAYS FOR TD: 1

▼ 25+ YARD SPECIAL TEAMS & DEFENSIVE PLAYS ▼

3rd	89 (TD)	KICK RET.	Jimmy Horn	vs. BYU
-----	---------	-----------	------------	---------

2022 GAME-BY-GAME STATISTICS

GAME-BY-GAME PASSING

#11 GERRY BOHANON JR.

	COMP	ATT	INT	PCT	YDS	TD	LG	SACK	EFF	TOT: YDS	TD
vs. BYU	17	30	1	.566	172	0	50	1	98.2	200	0
vs. Howard	17	28	1	.607	219	0	39	0	119.3	228	0

#12 KATRAVIS MARSH

	COMP	ATT	INT	PCT	YDS	TD	LG	SACK	EFF	TOT: YDS	TD
vs. Howard	Played										
Has not recorded a pass on the year											

2022 GAME-BY-GAME RUSHING (CARRIES-YARDS-TD)

PLAYER	BYU	HOWARD	@FLORIDA	@LOU	ECU	@CINY	TULANE	@HOU	@TEMPLE	SMU	@TULSA	UCF
MANGHAM, Jaren RB	10-39-1	7-28-2										
BATTIE, Brian RB	3-14-1	7-105-1										
DUKES, Michel RB	5-23-0	3-34-2										
BOHANON, Gerry QB	4-28-0	2-9-0										
HAMILTON, Mychael RB	3-5-0	3-13-0										
HORN JR, Jimmy WR	1-12-0	-										
ALBRITTON, Jason RB	-	2-9-0										
YOUNG, Yasias RB	-	1-4-0										
POWELL, K'wan RB	-	2-3-1										

2022 GAME-BY-GAME RECEIVING (CATCHES-YARDS-TD)

PLAYER	BYU	HOWARD	@FLORIDA	@LOU	ECU	@CINY	TULANE	@HOU	@TEMPLE	SMU	@TULSA	UCF
WEAVER, Xavier WR	5-113-0	7-57-0										
MANGUM, Jaren RB	3-14-0	1-10-0										
GREENWALD, Gunnar TE	2-12-0	2-25-0										
HORN JR., Jimmy WR	2-10-0	5-52-0										
DOLLISON, Omarion WR	-	1-39-0										
BROWN, Khafre WR	-	1-19-0										
BATTIE, Brian, RB	2-10-0	-										
AJOU, Ajou WR	2-9-0	-										
WILLIS, Holden WR	1-4-0	-										
CARTER, Chris TE	-	1-6-0										
DUKES, Michel RB	-	1-3-0										

2022 GAME-BY-GAME SACKS

PLAYER	BYU	HOWARD	@FLORIDA	@LOU	ECU	@CINY	TULANE	@HOU	@TEMPLE	SMU	@TULSA	UCF
HANSFORD, Jatorian DE	1.0-1	-										
ROSS, Jonathan DE	-	1.0-7										
TERRELL, Keeon DE	-	1.0-5										
STOKES, Jaelen S	-	1.0-5										

GAME-BY-GAME TACKLES

Player	S-A	Total	BYU	HOW
Mekhi LaPointe	12-2	14	8-2	4-0
Dwayne Boyles	9-3	12	6-2	3-1
DJ Gordon IV	8-4	12	3-2	5-2
TJ Robinson	7-3	10	4-1	3-2
Jayden Curry	6-4	10	3-2	3-2
Tramel Logan	7-2	9	4-0	3-2
Rashad Cheney Jr.	4-5	9	2-1	2-4
Timarcus Simpson	5-0	5	2-0	3-0
Jatorian Hansford	5-0	5	2-0	3-0
Aamaris Brown	4-1	5	2-0	2-1
Jaelen Stokes	3-2	5	-	3-2
Davon Hicks	3-2	5	1-0	2-2
Jason Vaughn	3-1	4	1-0	2-1
Will Jones II	3-1	4	1-1	2-0
Daquan Evans	2-2	4	2-2	DNP
Brian Norris	2-1	3	-	2-1
Joshua Green	1-2	3	0-1	1-1
Darrien Grant	1-2	3	0-1	1-1
Antonio Grier	1-2	3	1-2	-
Jhalyn Shuler	1-2	3	-	1-2
Matthew Hill	1-1	2	1-1	DNP
Eddie Kelly	1-1	2	1-0	0-1
Nick Bags	0-2	2	-	0-2
Jonathan Ross	1-0	1	-	1-0
Rashawn Yates	1-0	1	-	1-0
Omarion Dollison	1-0	1	1-0	-
Christian Williams	1-0	1	1-0	DNP
Keeon Terrell	1-0	1	DNP	1-0
Mac Harris	0-1	1	-	0-1

GAME-BY-GAME TFL

PLAYER	BYU	HOWARD	@FLORIDA	@LOU	ECU	@CINY	TULANE	@HOU	@TEMPLE	SMU	@TULSA	UCF
LOGAN, Tramel DE	2.0	2.0-8	-									
BOYLES, Dwayne LB	2.0	2.0-2	-									
HANSFORD, Jatorian DE	2.0	1.0-1	1.0-2									
GORDON IV, DJ LB	1.5	-	1.5-1									
HICKS, Davon LB	1.5	-	1.5-6									
JONES II, Will S	1.0	1.0-4	-									
VAUGHN, Jason DE	1.0	1.0-4	-									
STOKES, Jaelen S	1.0	-	1.0-5									
SIMPSON, T-Mac S	1.0	-	1.0-21									
SHULER, Jhalyn LB	1.0	-	1.0-3									
GREEN, Joshua CB	1.0	-	1.0-3									
ROSS, Jonathan DE	1.0	-	1.0-7									
TERRELL, Keeon DE	1.0	-	1.0-5									
CHENEY JR., Rashad DL	0.5	-	0.5-1									
ROBINSON, TJ CB	0.5	-	0.5-1									
TOTAL	18.0	7.0	11.0									

NCAA/CONFERENCE RANKINGS - TEAM

Statistic	National Conference		Value	National Leader	Value	Conference	
	Rank	Rank				Leader	Value
3rd Down Conversion Pct (131 ranked)	124	11	0.250	Kansas	0.739	SMU	0.560
3rd Down Conversion Pct Defense (131 ranked)	122	10	0.533	Virginia Tech	0.133	Temple	0.160
4th Down Conversion Pct (110 ranked)	47	3	0.600	16 teams tied	1.000	Cincinnati	1.000
4th Down Conversion Pct Defense (115 ranked)	61	6	0.500	26 teams tied	0.000	Cincinnati Tulsa	0.000 0.000
Blocked Kicks (10 ranked)				Temple	3	Temple	3
Blocked Kicks Allowed (130 ranked)	1	1	0	106 teams tied	0	8 teams tied	0
Blocked Punts (7 ranked)				Temple	3	Temple	3
Blocked Punts Allowed (129 ranked)	1	1	0	114 teams tied	0	8 teams tied	0
Completion Percentage (131 ranked)	92	7	0.586	Marshall	0.824	Tulane	0.717
Defensive TDs (7 ranked)				Southern California	3	Cincinnati	2
Fewest Penalties (131 ranked)	2	1	6	Michigan	4	South Fla. Temple	6 6
Fewest Penalties Per Game (131 ranked)	2	1	3.00	Michigan	2.00	South Fla. Temple	3.00 3.00
Fewest Penalty Yards (131 ranked)	12	1	65	Iowa Kentucky	40 40	South Fla. Temple	65 65
Fewest Penalty Yards Per Game (131 ranked)	12	1	32.50	Iowa Kentucky	20.00 20.00	South Fla. Temple	32.50 32.50
First Downs Defense (131 ranked)	110	9	51	Minnesota	14	Tulane	18
First Downs Offense (131 ranked)	117	9	32	Fla. Atlantic	83	Tulane	51
Fumbles Lost (129 ranked)	1	1	0	42 teams tied	0	East Carolina South Fla.	0 0
Fumbles Recovered (60 ranked)	32	2	2	Liberty Michigan St.	6 6	Cincinnati	3
Kickoff Return Defense (131 ranked)	66	8	19.00	Clemson Colorado	0.00 0.00	Temple	4.50
Kickoff Returns (127 ranked)	17	2	26.83	Miami (FL)	61.33	SMU	48.00
Net Punting (131 ranked)	95	9	37.43	Florida St.	48.67	Cincinnati	47.33
Passes Had Intercepted (131 ranked)	74	8	2	28 teams tied	0	Memphis Temple Tulane	0 0 0
Passes Intercepted (73 ranked)	41	5	2	Western Ky. Nevada	7 7	Tulane Houston	4 4
Passing Offense (131 ranked)	101	9	195.5	Texas Tech	411.0	Tulsa	391.0
Passing Yards Allowed (131 ranked)	93	7	255.5	Tulane	33.0	Tulane	33.0
Passing Yards per Completion (131 ranked)	82	8	11.50	Air Force Navy	29.25 29.25	Navy	29.25
Punt Return Defense (131 ranked)	87	9	7.00	Northwestern	-11.00	SMU Temple Tulane	0.00 0.00 0.00
Punt Returns (131 ranked)	62	7	7.00	Kansas St.	93.00	Houston	21.50
Red Zone Defense (98 ranked)	40	4	0.750	James Madison Syracuse	0.000 0.000	SMU	0.571
Red Zone Offense (131 ranked)	68	8	0.857	35 teams tied	1.000	4 teams tied	1.000
Rushing Defense (131 ranked)	126	11	240.0	James Madison	8.0	Navy	52.0
Rushing Offense (131 ranked)	67	7	163.0	Air Force	508.5	UCF	252.5
Sacks Allowed (131 ranked)	12	2	0.50	9 teams tied	0.00	Tulane	0.00
Scoring Defense (131 ranked)	109	10	35.0	Georgia	1.5	Tulane	5.0
Scoring Offense (131 ranked)	75	6	31.5	James Madison Michigan Southern California	53.5 53.5 53.5	Tulane	47.0
Tackles for Loss Allowed (131 ranked)	7	1	2.50	Florida St. Ga. Southern Georgia	1.50 1.50 1.50	South Fla.	2.50
Team Passing Efficiency (131 ranked)	114	11	108.35	Army West Point	252.55	Tulane	193.49
Team Passing Efficiency Defense (131 ranked)	96	6	142.79	Tulane	26.18	Tulane	26.18
Team Sacks (128 ranked)	64	6	2.00	Michigan St.	6.00	Houston Navy Temple	4.50 4.50 4.50
Team Tackles for Loss (131 ranked)	14	3	9.0	James Madison Oklahoma	11.5 11.5	Houston Temple	10.0 10.0
Time of Possession (131 ranked)	125	9	23:10	Minnesota	41:48	East Carolina	36:35
Total Defense (131 ranked)	125	11	495.5	Minnesota	142.5	Tulane	163.0
Total Offense (131 ranked)	97	8	358.5	Minnesota	582.0	SMU	514.5
Turnover Margin (131 ranked)	23	2	1.00	Southern California	4.50	Memphis	2.00
Turnovers Gained (110 ranked)	38	3	4	Nevada	11	Memphis SMU	5 5
Turnovers Lost (130 ranked)	36	2	2	11 teams tied	0	Memphis	1

NCAA/CONFERENCE RANKINGS - INDIVIDUAL

Statistic	Player	National Rank	Conference Rank	Value	National Leader	Value	Conference Leader	Value
All Purpose (200 ranked)	Brian Battie Jimmy Horn Jr. Xavier Weaver	14 88 124	3 8 13	149.50 97.50 89.00	Evan Hull, Northwestern	235.00	Keylon Stokes, Tulsa	182.50
Blocked Kicks (2 ranked)					De'Von Fox, Temple	3	De'Von Fox, Temple	3
Combined Kick Returns (199 ranked)	Brian Battie Jimmy Horn Jr. Michel Dukes	6 17 156	1 2 20	170 121 31	Lexington Joseph, FIU	207	Brian Battie, South Fla.	170
Completion Percentage (122 ranked)	Gerry Bohanon	85	7	0.586	Henry Colombi, Marshall	0.851	Michael Pratt, Tulane	0.707
Completions Per Game (99 ranked)	Gerry Bohanon	69	8	17.00	Will Rogers, Mississippi St.	38.50	Holton Ahlers, East Carolina	25.00
Field Goal Percentage (93 ranked)					42 players tied	1.000	Chris Howard, Memphis Collin Rogers, SMU	1.000 1.000
Field Goals Per Game (120 ranked)					John Hoyland, Wyoming	3.33	Bubba Baxa, Houston	2.50
Forced Fumbles (0 ranked)								
Fumbles Recovered (9 ranked)	Jayden Curry Rashawn Yates	9 9	1 1	1 1	8 players tied	2	14 players tied	1
Interceptions Per Game (25 ranked)	Jayden Curry Mekhi LaPointe	25 25	2 2	0.5 0.5	Bentlee Sanders, Nevada	1.3	Quindell Johnson, Memphis	1.0
Kickoff Return TDs (1 ranked)	Jimmy Horn Jr.	1	1	1	7 players tied	1	Jimmy Horn Jr., South Fla.	1
Kickoff Returns (73 ranked)	Brian Battie	48	8	18.9	KeyShawn Smith, Miami (FL)	61.3	Julian Barnett, Memphis	24.3
Passes Defended (0 ranked)								
Passing Efficiency (122 ranked)	Gerry Bohanon	106	9	108.4	Max Duggan, TCU	239.2	Michael Pratt, Tulane	209.7
Passing TDs (42 ranked)					Drake Maye, North Carolina	11	Davis Brin, Tulsa Tanner Mordecai, SMU	7 7
Passing Yards (129 ranked)	Gerry Bohanon	88	9	391	Drake Maye, North Carolina	930	Davis Brin, Tulsa	782
Passing Yards Per Game (130 ranked)	Gerry Bohanon	84	9	195.5	Davis Brin, Tulsa	391.0	Davis Brin, Tulsa	391.0
Passing Yards per Completion (122 ranked)	Gerry Bohanon	74	7	11.50	Parker McNeil, Louisiana Tech	18.83	Michael Pratt, Tulane	16.62
Points Responsible For (142 ranked)	Jaren Mangham	142	12	18	Drake Maye, North Carolina	74	Davis Brin, Tulsa Tanner Mordecai, SMU	42 42
Points Responsible For Per Game (130 ranked)	Jaren Mangham	130	12	9.0	4 players tied	27.0	Davis Brin, Tulsa Tanner Mordecai, SMU	21.0 21.0
Punt Return TDs (1 ranked)					16 players tied	1	Quadric Bullard, UCF	1
Punt Returns (65 ranked)					Thayer Thomas, NC State	25.7	Jha'Quan Jackson, Tulane	14.2
Punting (75 ranked)					Jamieson Sheahan, California	50.6	Laine Wilkins, Houston	49.0
Receiving TDs (26 ranked)					Will Sheppard, Vanderbilt Kris Thornton, James Madison	5 5	Rashee Rice, SMU JuanCarlos Santana, Tulsa	3 3
Receiving Yards (196 ranked)	Xavier Weaver	47	4	170	Ali Jennings, Old Dominion	322	Keylon Stokes, Tulsa	304
Receiving Yards Per Game (198 ranked)	Xavier Weaver	37	4	85.0	Ali Jennings, Old Dominion	161.0	Keylon Stokes, Tulsa	152.0
Receptions Per Game (184 ranked)	Xavier Weaver	42	4	6.0	Charlie Jones, Purdue	10.5	Keylon Stokes, Tulsa	9.5
Rush Yards Per Carry (161 ranked)					Nicholas Singleton, Penn St.	10.50	Keaton Mitchell, East Carolina	7.00
Rushing TDs (19 ranked)	Jaren Mangham	19	2	3	Anthony Grant, Nebraska Omarion Hampton, North Carolina	5 5	Isaiah Bowser, UCF	4
Rushing Yards (197 ranked)	Brian Battie	117	6	119	Chase Brown, Illinois	496	Keaton Mitchell, East Carolina	196
Rushing Yards Per Game (198 ranked)	Brian Battie	109	6	59.5	Chase Brown, Illinois	165.3	Keaton Mitchell, East Carolina	98.0
Sacks (97 ranked)	Jatorian Hansford Jonathan Ross Jaelen Stokes	97 97 97	8 8 8	0.50 0.50 0.50	Jacoby Windmon, Michigan St.	2.75	Derek Parish, Houston	2.50
Scoring (164 ranked)	Jaren Mangham Brian Battie Michel Dukes	53 164 164	4 13 13	9.0 6.0 6.0	Jordan Mims, Fresno St. Devin Neal, Kansas Kris Thornton, James Madison	15.0 15.0 15.0	Isaiah Bowser, UCF	12.0
Solo Tackles (0 ranked)								
Tackles For Loss (0 ranked)								
Total Interceptions (25 ranked)	Jayden Curry Mekhi LaPointe	25 25	2 2	1 1	Bentlee Sanders, Nevada	4	Quindell Johnson, Memphis	2
Total Offense (197 ranked)	Gerry Bohanon	86	9	214.0	Frank Harris, UTSA	394.5	Davis Brin, Tulsa	388.5
Total Points Scored (143 ranked)	Jaren Mangham	62	4	18	John Hoyland, Wyoming	37	Isaiah Bowser, UCF	24
Total Tackles (0 ranked)								
Total Touchdowns (94 ranked)	Jaren Mangham Brian Battie Michel Dukes	30 94 94	2 7 7	3 2 2	3 6 players tied	5	Isaiah Bowser, UCF	4
Yards per Pass Attempt (122 ranked)	Gerry Bohanon	86	7	6.74	Max Duggan, TCU	13.03	Michael Pratt, Tulane	11.76
Yards per Reception (200 ranked)	Jimmy Horn Jr. Xavier Weaver	121 165	15 18	15.50 14.17	Griffin Hebert, Louisiana Tech	39.00	Shae Wyatt, Tulane	25.00

WIDE RECEIVERS/TIGHT ENDS

#1 WR KHAFRE BROWN

Receptions..... 3, vs. Syracuse (2020)
 Receiving Yards..... 87, vs. Wake Forest (2020)
 Long Reception..... 76, at Virginia (2020)
 Receiving TDs..... 1, 2X, last at Boston College (2020)

#4 WR OMARION DOLLISON

Receptions..... 6, vs. Tulsa (10/23/20)
 Receiving Yards..... 64, at Temple (10/17/20)
 Long Reception..... 51, vs. ECU (10/10/20)
 Receiving TDs..... 1, at Houston (11/14/20)
 Rushes..... 1, (2X), last at Temple (10/17/20)
 Rushing Yards..... 19 vs. The Citadel (9/12/20)
 Long Rush..... 19 vs. The Citadel (9/12/20)
 Punt Return Yards..... 0, vs. The Citadel (9/12/20)
 Long Punt Return..... 0, vs. The Citadel (9/12/20)
 Punt Return TDs..... 1, vs. The Citadel (9/12/20)
 Long Kickoff Return..... 19, at Houston (11/14/20)
 Kickoff Return Yards..... 34, at Houston (11/14/20)
 Kickoff Return Average..... 17.0, at Houston (11/14/20)

#5 WR JIMMY HORN JR.

Receptions..... 7, vs. Temple (10/23/21)
 Receiving Yards..... 108, vs. Cincinnati (11/12/21)
 Long Reception..... 80, vs. Cincinnati (11/12/21)
 Receiving TDs..... 1, vs. Cincinnati (11/12/21)
 Rushes..... 2, at ECU (10/28/21)
 Rushing Yards..... 9, (2x), last vs. Houston (11/6/21)
 Long Rush..... 9, vs. Houston (11/6/21)
 Kickoff Return Yards..... 89 (TD), vs. BYU (9/3/2022)

#6 WR AJOU AJOU

Receptions..... 2, 2X, last at Syracuse (2021)
 Receiving Yards..... 36, at Pitt (2021)
 Long Reception..... 36, at Pitt (2021)
 Receiving TDs..... 1, at Georgia Tech (2020)

#7 WR SINCERE BROWN

Receptions..... 1, vs. The Citadel (9/12/20)
 Receiving Yards..... 19, vs. The Citadel (9/12/20)
 Long..... 19, vs. The Citadel (9/12/20)

#8 WR LATRELL WILLIAMS

Receptions..... 8, vs. ECU (10/10/20)
 Receiving Yards..... 93, vs. ECU (10/10/20)
 Long Reception..... 40, vs. FAMU (9/18/21)
 Receiving TDs..... 0

#10 WR XAVIER WEAVER

Receptions..... 7, vs. Howard (9/10/22)
 Receiving Yards..... 113, vs. BYU (9/3/22)
 Long..... 50, vs. BYU (9/3/22)
 Receiving TDs..... 1, (2x), last at ECU (10/28/21)
 Rushes..... 1, at BYU (9/25/21)
 Rushing Yards..... 3, at BYU (9/25/21)
 Long Rush..... 3, at BYU (9/25/21)
 Rushing TDs..... 1, at BYU (9/25/21)

#11 WR YUSUF TERRY

Receptions..... 6, vs. TCU (10/31/20)
 Receiving Yards..... 69, vs. TCU (10/31/20)
 Long..... 27, vs. TCU (10/31/20)

#38 WR SEAN ATKINS

Receptions..... 2, (2x), last vs. Florida (9/11/21)
 Receiving Yards..... 34, vs. Florida (9/11/21)
 Long..... 23, vs. Florida (9/11/21)
 Receiving TD..... 0

#23 WR HOLDEN WILLIS

Receptions..... 2, vs. Cincinnati (11/12/21)
 Receiving Yards..... 43, vs. Cincinnati (11/12/21)
 Long Reception..... 32, vs. Cincinnati (11/12/21)

#86 TE CHRIS MOTTILLO

Receptions..... 2, vs. Princeton (2019)
 Receiving Yards..... 32, at Columbia (2021)
 Long Reception..... 32, at Columbia (2021)
 Receiving TDs..... -

#87 TE GUNNAR GREENWALD

Receptions..... 2, (2x), last vs. Howard (9/10/22)
 Receiving Yards..... 25, vs. Howard (9/10/22)
 Long Reception..... 16, vs. Howard (9/10/22)
 Receiving TDs..... -

#88 TE CHRIS CARTER

Receptions..... 3, at Tulane (11/20/21)
 Receiving Yards..... 19, vs. Houston (11/6/21)
 Long Reception..... 14, vs. Houston (11/6/21)
 Receiving TDs..... 1, vs. Houston (11/6/21)

QUARTERBACKS

#11 QB GERRY BOHANON

Completions..... 18 (2x), last vs. BYU (10/16/21)
 Attempts..... 30, vs. Texas (10/30/21)
 Passing Yards..... 336, vs. West Virginia (10/9/21)
 Long Pass..... 75, vs. West Virginia (10/9/21)
 Passing TDs..... 4, vs. West Virginia (10/9/21)
 Rushes..... 10, vs. Iowa State (9/25/21)
 Rushing Yards..... 107, vs. Oklahoma (11/13/21)
 Long Rush..... 38, vs. UTSA (9/7/19)
 Rushing TDs..... 2, vs. Oklahoma (11/13/21)
 Total Yards..... 346, vs. West Virginia (10/9/21)

#12 QB KATRAVIS MARSH

Completions..... 15, at ECU (10/28/21)
 Attempts..... 30, at ECU (10/28/21)
 Passing Yards..... 192, at ECU (10/28/21)
 Long Pass..... 33, at ECU (10/28/21)
 Passing TDs..... 1, at ECU (10/28/21)
 Rushes..... 3, at ECU (10/28/21)
 Rushing Yards..... 20, at ECU (10/28/21)
 Long Rush..... 9, at ECU (10/28/21)
 Rushing TDs..... 0
 Total Yards..... 212, at ECU (10/28/21)

RUNNING BACKS

#0 RB JARREN MANGHAM

Rushes..... 26, (2x), last vs. Temple (10/23/21)
 Rushing Yards..... 152, vs. Temple (10/23/21)
 Long Rush..... 24, (2x), last at ECU (10/28/21)
 Rushings TDs..... 3, vs. FAMU (9/18/21)
 Receptions..... 3, vs. BYU (9/3/22)
 Receiving Yards..... 14, (2X), last vs. BYU (9/3/22)
 Long Reception..... 30, at UCF (11/26/21)

#2 RB MICHEL DUKES

Rushes..... 7, vs. Georgia Tech (2019)
 Rushing Yards..... 46, vs. Charlotte (2019)
 Long Rush..... 29, at Georgia Tech (2020)
 Rushings TDs..... 2, vs. Howard (9/10/22)
 Receptions..... 1, (2x), last vs. Howard (9/10/22)
 Receiving Yards..... 3, 2x, last vs. Howard (9/10/22)
 Long Kickoff Return..... 31, vs. Howard (9/10/22)
 Kickoff Return Yards..... 31, vs. Howard (9/10/22)
 Kickoff Return Average..... 31.0, vs. Howard (9/10/22)

#3 RB KELLEY JOINER

Rushes..... 15, at Tulane (11/20/21)
 Rushing Yards..... 126, vs. Temple (10/23/21)
 Long Rush..... 51, vs. SC State (9/14/19)
 Rushings TDs..... 1, (3x), last at Tulane (11/20/21)
 Receptions..... 4, vs. Houston (11/6/21)
 Receiving Yards..... 78, at Memphis (11/7/20)
 Receiving TDs..... 1, at Memphis (11/7/20)
 Long Reception..... 75, at Memphis (11/7/20)

#21 RB BRIAN BATTIE

Rushes..... 15, vs. UCF (11/27/20)
 Rushing Yards..... 110, vs. FAMU (9/18/21)
 Long..... 60, vs. Howard (9/10/22)
 Rushing TD..... 1, (3x), last vs. Howard (9/10/22)
 Long Kickoff Return..... 100, (3x), last vs. Houston (11/6/21)
 Kickoff Return TDs..... 2, vs. Houston (11/6/21)
 Kickoff Return Yards..... 208, vs. Houston (11/6/21)
 Kickoff Return Average..... 69.3, vs. Houston (11/6/21)
 Receptions..... 2, (2x), last at BYU (9/25/21)
 Receiving Yards..... 27, at Houston (11/14/20)
 Long Reception..... 16, at Houston (11/14/20)

#26 RB YASIAS YOUNG

Rushes..... 4, 2x, last vs. Temple (10/23/21)
 Rushing Yards..... 22, vs. Temple (10/23/21)
 Long Rush..... 13, vs. Temple (10/23/21)
 Rushings TDs..... 1, vs. FAMU (9/18/21)

#41 RB MYCHAEAL HAMILTON

Rushes..... 4, vs. Temple (10/23/21)
 Rushing Yards..... 13, vs. Houston (9/10/22)
 Long Rush..... 12, vs. Howard (9/10/22)

#22 RB K'WAN POWELL

Rushes..... 2, vs. Howard (9/10/22)
 Rushing Yards..... 3, vs. Howard (9/10/22)
 Long Rush..... 2, vs. Howard (9/10/22)
 Rushings TDs..... 1, vs. Howard (9/10/22)

#40 RB JASON ALBRITTON

Rushes..... 2, vs. Howard (9/10/22)
 Rushing Yards..... 9, vs. Howard (9/10/22)
 Long Rush..... 5, vs. Howard (9/10/22)

SPECIALISTS

#32 K SPENCER SHRADER

Field Goals..... 4, at Memphis (11/7/20)
 Long Field Goal..... 52, vs. Temple (10/23/21)
 Points..... 13, at Memphis (11/7/20)
 PAT..... 6-of-6, at East Carolina (11/26/19)
 TD..... 1, at UConn (10/5/19)
 Tackles..... 1, vs. ECU (10/10/20)
 Receptions..... 1, vs. Tulsa (10/16/21)
 Receiving Yards..... 7, vs. Tulsa (10/16/21)

#36 P ANDREW STOKES

Punts..... 8, at NC State (9/2/21)
 Yards..... 361, at NC State (9/2/21)
 Avg..... 48.0, at BYU (9/25/21)
 Long..... 66, at NC State (9/2/21)
 Inside 20..... 3, at Tulane (11/20/21)
 Tackles..... 1, at BYU (9/25/21)

DEFENSIVE BACKS

#0 DB DAQUAN EVANS

Tackles..... 8, (2x), last vs. Tulsa (10/16/21)
 INT..... 1, (4X), at Memphis (11/7/20)
 PBU..... 1, (4x), last vs. Houston (11/6/21)
 TFL..... 1.0, (2x), last at Tulane (11/20/21)
 FR..... 1, vs. Cincinnati (11/12/21)

#1 DB MATTHEW HILL

Tackles..... 11, at SMU (10/2/21)
 TFL..... -
 Sacks..... -
 INT..... 1, at NC State (9/2/21)
 PBU..... 1, (2x), last at ECU (10/28/21)
 FF..... -
 FR..... 1, Alabama State (9/8/18)

#2 DB TJ ROBINSON

Tackles..... 6, at ECU (10/28/21)
 TFL..... 0.5, vs. Howard (9/10/22)
 Sacks..... -
 INT..... -
 PBU..... 1, (3x), last vs. Cincinnati (11/12/21)
 FF..... -

#4 DB CHRISTIAN WILLIAMS

Tackles..... 4, at UCF (11/26/21)
 TFL..... 1, vs. Cincinnati (11/12/21)
 Sacks..... -
 INT..... 1, (2x), last at Tulane (11/20/21)
 PBU..... 1, (4x), last vs. Houston (11/6/21)
 QBH..... 1, at ECU (10/28/21)

#7 DB WILL JONES

Tackles..... 5, vs. TCU (10/10/20)
 TFL..... -
 Sacks..... -
 INT..... 1, vs. Arkansas State (9/12/20)
 PBU..... -
 FR..... -
 Blocked Punt..... 1, vs. Arkansas State (9/12/20)

#8 S CHRISTOPHER TOWNSEL

Tackles..... 11, at Houston (11/14/20)
 TFL..... 1.0, (2x), last at Memphis (11/7/20)
 INT..... 1, at Cincinnati (10/3/20)
 PBU..... 1, at Memphis (11/7/20)

#9 CB AAMARIS BROWN

Tackles..... 3, (3X), last vs. Howard (9/10/22)
 TFL..... -
 INT..... -
 PBU..... 1, vs. BYU (9/3/22)
 FR..... 1, at West Virginia (2020)

#15 S JAYDEN CURRY

Tackles..... 5, (4x), last vs. Howard (9/10/22)
 PBU..... 1, vs. Florida (9/11/21)
 FF..... 1, at ECU (10/28/21)
 FR..... 1, vs. Howard (9/10/22)
 INT..... 1, vs. Howard (9/10/22)

#18 S RAY THORNTON

Tackles..... 6, vs. UConn (2021)
 Sacks..... -
 TFL..... -

#21 DB JAELEN STOKES

Tackles..... 5, vs. Howard (9/10/22)
 INT..... -
 Sacks..... 1.0, vs. Howard (9/10/22)
 TFL..... 1.0, vs. Howard (9/10/22)

#22 DB MEKHI LaPOINTE

Tackles..... 11, vs. UConn (10/20/18)
 TFL..... 2.0, at Tulsa (10/12/18)
 INT..... 1, (6X) last vs. BYU (9/3/22)
 PBU..... 1, (6X), last at ECU (10/28/21)

#33 DB TIMARCUS SIMPSON

Tackles..... 3, vs. vs. Howard (9/10/22)
 TFL..... 1, vs. Howard (9/10/22)
 FF..... vs. Howard (9/10/22)

DEFENSIVE LINE

#6 DT RASHAWN YATES

Tackles..... 5, at Cincinnati (10/3/20)
 Sacks..... 1.0, (5X), last vs. UCF (11/27/20)
 TFL..... 2.0, at Georgia Tech (9/7/19)
 FF..... 1, vs. The Citadel (9/12/20)
 FR..... 1, vs. Howard (9/10/22)
 QBH..... 1, (2x), last at ECU (10/28/21)

#13 DE TRAMEL LOGAN

Tackles..... 5, vs. Howard (9/10/22)
 Sacks..... 1.0, (2x), last vs. Cincinnati (11/12/21)
 TFL..... 2.0, vs. BYU (9/3/22)
 PBU..... 1, (3x), last vs. Tulsa (10/16/21)
 QBH..... 1, at ECU (10/28/21)

#16 DE EDDIE KELLY

Tackles..... 1, (2x), last vs. Howard (9/10/22)
 Sacks..... -
 PBU..... 1, vs. Howard (9/10/22)

#19 DE JONATHAN ROSS

Tackles..... 1, vs. Howard (9/10/22)
 Sacks..... 1.0, vs. Howard (9/10/22)
 TFL..... 1.0, vs. Howard (9/10/22)

#28 DE JATORIAN HANSFORD

Tackles..... 3, vs. Howard (9/10/22)
 TFL..... 1, 4X, last vs. Howard (9/10/22)
 Sacks..... 1, (2X), last vs. BYU (9/3/22)
 FF..... 1, vs. Howard (9/10/22)

#40 DE JASON VAUGHN

Tackles..... 6, at Notre Dame (9/19/20)
 TFL..... 1, (4X), last at SMU (10/2/21)
 Sacks..... 0.5, vs. FAMU (9/18/21)
 FF..... 1, vs. Tulsa (10/16/21)

#90 DT RASHAD CHENEY

Tackles..... 6, vs. Howard (9/10/22)
 TFL..... 0.5, vs. Howard (9/10/22)
 Sacks..... -
 FF..... -

#99 DE DARRIEN GRANT

Tackles..... 3 (2X), last at NC State (9/2/21)
 TFLs..... 1.0, vs. Temple (11/7/19)
 Block FG..... 1, at BYU (9/25/21)

#10 DE NICK BAGS

Tackles..... 2, vs. Howard (9/10/22)
 Sacks..... -
 TFL..... -

#94 DE KEEON TERRELL

Tackles..... 1, vs. Howard (9/10/22)
 Sacks..... 1.0, vs. Howard (9/10/22)
 TFL..... 1.0, vs. Howard (9/10/22)

LINEBACKERS

#5 LB ANTONIO GRIER, JR.

Tackles..... 14, vs. Cincinnati (11/12/21)
 TFL..... 2.5, (2x), last vs. Houston (11/6/21)
 Sacks..... 2.0, vs. BYU (10/12/19)
 FF..... 1, (5X) last at ECU (10/28/21)
 FR..... 1, (2x) last vs. Tulsa (10/16/21)
 Def TD..... 1, vs. Tulsa (10/16/21)
 INT..... 1, 2x, last vs. Temple (10/23/21)
 PBU..... 1, at East Carolina (10/26/19)
 QBH..... 1, at BYU (9/25/21)

#8 LB DJ GORDON IV

Tackles..... 7, vs. Howard (9/10/22)
 TFL..... 1.5, vs. Howard (9/10/22)
 Sacks..... -
 FF..... 1, at Indian (2021)
 FR..... -
 Def TD..... -
 INT..... 1, vs. Iowa (2020)

#11 LB DWAYNE BOYLES, JR.

Tackles..... 14, at ECU (10/28/21)
 Sack..... 1, (2X), last vs. Temple (11/7/19)
 TFL..... 3.0, (2X) last vs. The Citadel (9/12/20)
 INT..... 1, (3x), last vs. Tulsa (10/16/21)
 PBU..... 1, (7X), last vs. FAMU (9/18/21)
 FF..... 2, vs. Cincinnati (11/12/21)
 FR..... 1, (2x), last at ECU (10/28/21)
 Blocked Kick..... 1 (FG), at Temple (10/17/20)

#17 LB JHALYN SHULER

Tackles..... 3, vs. Howard (9/10/22)
 Sacks..... -
 TFL..... 1.0, vs. Howard (9/10/22)

#23 DAVON HICKS

Tackles..... 4, vs. Howard (9/10/22)
 TFL..... 1.5, vs. Howard (9/10/22)
 Sacks..... 0
 FR..... 0
 INT..... 0

#24 LB MAC HARRIS

Tackles..... 8, at Cincinnati (10/3/20)
 INT..... 1, at Cincinnati (10/3/20)

#29 LB BRIAN NORRIS

Tackles..... 11, at Cincinnati (10/3/20)
 TFL..... 1, vs. South Carolina State (9/14/19)
 Sacks..... 1.0, vs. South Carolina State (9/14/19)
 FF..... 1, vs. South Carolina State (9/14/19)

USF ATHLETIC COMMUNICATIONS

4202 E. Fowler Ave., ATH 100,
Tampa, FL 33620
OFFICE: 813-974-2125 FAX: 813-974-5328

**Associate AD/Communications/
Football Contact:** Brian Siegrist
Siegrist@USF.edu
Cell: 813-293-3897
**Associate Communications Director/
Secondary Football:** Dave Albrecht
Albrecht25@usf.edu
Cell: 561-525-4997
**Associate Communications Director/
Secondary Football:** Mike Hogan
MHogan@USF.edu
Cell: 813-469-0616

Website: www.GoUSFBulls.com



USF MEDIA POLICIES

WEEKLY PRESS CONFERENCE

USF holds a weekly press conference every TUESDAY at 11:30 a.m. during regular game weeks. Head coach Jeff Scott and selected players will be available in person in the Lee Roy Selmon Athletics Center.

Scott will also conduct a weekly update via ZOOM on THURSDAYS at 11:30 a.m. Links for that ZOOM call will be provided weekly.

Defensive Coordinator Bob Shoop and Offensive Coordinator Travis Trickett will be available via ZOOM on Wednesday's at 11:30 a.m.

CREDENTIAL REQUESTS

The online application for football credentials for the 2022 season can be found at https://gousfbulls.com/sb_output.aspx?form=25. If you are requesting multiple credentials for a group, a form must be submitted for each person and emails provided for screening. Individual game credential requests must be made a week prior to each game. Credential requests will be determined on a game-by-game basis and notifications on confirmation or denial provided by Tuesday of game weeks.

Credentials will be available for pickup at Raymond James Stadium ONLY on game days at the south plaza will call window (far right).

INTERVIEW POLICIES

Under no circumstances should media members contact USF coaches or student-athletes without prior consent and approval from Associate Director of Athletics Brian Siegrist or Associate Communications Director Dave Albrecht. The same policy applies to the family members of student-athletes. To request interviews outside of regularly-scheduled availabilities, please contact the USF Communications department at least 24 hours in advance. Only head coach Jeff Scott, defensive coordinator Bob Shoop and offensive coordinator Travis Trickett are available from the coaching staff to speak with the media during the season. Freshman student-athletes are not available to the media until they have competed in a game for USF.

PLAYER INTERVIEWS

Players will be available twice per week during a normal game week. Those availabilities will occur after practices on Tuesday and during requested one-on-one periods on Thursday. To request a specific player for a one-on-one feature interview, please contact the USF Communications department at least 24 hours in advance.

STAFF INTERVIEWS

Coach Scott will be available two times per week during normal game weeks. Scott is available Tuesday during his weekly press conference (11:30 a.m.) and Thursday during his weekly ZOOM update (11:30 a.m.). He can also be heard on Monday evenings on the USF Football Radio Show on 102.5 The Bone. USF Offensive and defensive coordinators will be available after practice on Wednesdays. No other football coaching staff members are available to speak with the media.

POSTGAME POLICY

The USF locker room is closed at all times. Coach Scott will address the media following his postgame with the team. USF will take interview requests for players at the beginning of the fourth quarter and will provide 5-6 players post-game. On the road, USF will conduct interviews via ZOOM, with Coach Scott and 3-4 players available. All ZOOM links will be provided prior to game time.

COLLEGEPRESSBOX.COM

CollegePressBox.com is a great resource for media covering the Bulls and the AAC. Not only does it have media guides from the entire conference, but it also houses logos, head shots, action shots and much more. For access to the site, email Ted Gangi at webmasteratcollegepressbox.com.

▼ WEEKLY USF FOOTBALL MEDIA SCHEDULE ▼

MON	TUES	WED	THURS	FRI	SAT	SUN
OFF DAY	Weekly Presser 11:30 AM: HC Jeff Scott & Players	Coordinator ZOOM 11:30 AM: OC Travis Trickett DC Bob Shoop Radio Show 6-7 p.m. 102.5 HD-2 & Bulls Unlimited	Jeff Scott Zoom Update Noone Player one- on-ones upon request	NO availability	GAME DAY Postgame availability In person on site	NO availability

THE LAST TIME - TEAM

	USF	OPPONENT
	RUSHING	
Team had 400-499 yards:	421, vs. Temple, 10/23/21	434, at Navy, 10/19/10
Team had 300-399 yards:	302, vs. The Citadel, 9/12/20	314, vs. BYU 9/3/22
Team had 200-299 yards:	205, vs. Howard 9/10/22	202, vs. Cincinnati 11/12/21
Had 51-100 yards:	90, at UCF, 11/26/21	168, vs. Howard 9/10/22
Had less than 50 yards:	26, vs. Wisconsin, 8/30/19	48, vs. Temple, 10/23/21
Team had 70 or more attempts:	73, vs. Temple, 10/23/21	89, at Houston, 10/27/18
Team had 60 or more attempts:	63, Temple, 9/21/17	69, at Navy, 10/31/15
Team had 50-59 attempts:	55, at Tulane, 10/28/17	51, at ECU 10/28/21
Team had fewer than 25 attempts:	23, vs. Wisconsin, 8/30/19	14, vs. Temple, 10/23/21
Team had five or more rushing touchdowns:	6, vs. Howard 9/10/22	6, at Notre Dame, 9/19/20
Team had at least three rushing touchdowns:	3, vs. Cincinnati 11/12/21	3, vs. Howard 9/10/22
Team had 0 rushing touchdowns:	at NC State, 9/2/21	at Memphis, 11/7/20
	PASSING	
Had 500+ yards passing:	503, at UCF, 11/24/17	
Had 400-499 yards passing:	404, vs. UCF, 11/27/20	437, at Memphis, 11/7/20
Had 300-399 yards passing:	306, vs. ECU, 10/10/20	311, at Tulane 11/20/21
Had less than 100 yards passing:	44, vs. Memphis, 11/23/19	84, vs. The Citadel, 9/12/20
Team had less than 50 yards passing:	44, vs. Memphis, 11/23/19	23, at Navy, 10/19/10
Had 50 or more attempts:	50, vs. Ball State, 9/10/11	50, at Memphis, 11/7/20
Had 40-49 attempts:	46, vs. Houston 11/6/21	42, at SMU, 10/2/21
Had less than 20 attempts:	19, vs. Memphis, 11/23/19	18, vs. The Citadel, 9/12/20
Had less than 10 attempts:	Never (record-low 10 vs. Louisville, 9/24/05)	4, at Navy, 10/19/10
Had 30 or more completions:	32, vs. UCF, 11/27/20	31, vs. Cincinnati 11/12/21
Had less than 10 completions:	6, vs. Memphis, 11/23/19	4, vs. The Citadel, 9/12/20
Team had less than five completions:	3, at Louisville, 10/22/04	4, vs. The Citadel, 9/12/20
Had five touchdown passes:	vs. Cincinnati, 11/20/15	at Houston, 10/27/18
Had four touchdown passes:	vs. UCF, 11/27/20	at SMU, 10/2/21
Had zero touchdown passes:	vs. Howard 9/10/22	vs. Howard 9/10/22
Had five passes intercepted:	at Cincinnati, 10/3/20	at Syracuse, 10/3/09
Had four passes intercepted:	at Cincinnati, 10/3/20 (5)	Temple, 9/21/17
Had three passes intercepted:	at NC State, 9/2/21 (3)	at Cincinnati, 10/3/20
Did not throw an interception:	at UCF, 11/26/21	at UCF, 11/26/21
	TOTAL OFFENSE	
Had 700 or more yards:	745, vs. Florida A&M, 9/17/11	Never
Had 600 or more yards:	646, vs. UCF, 11/27/20	646, vs. Houston 11/6/21
Had 500 or more yards:	526, vs. Temple, 10/23/21	575, vs. BYU 9/3/22
Had 200 yards or less:	170, vs. Memphis, 11/23/19	182, Florida A&M, 9/5/15
Had 100 yards or less:	Never	85, vs. Temple 9/21/17
Ran 100 or more plays:	101, at San Jose State, 8/26/17	
Ran 90 or more plays:	94, vs. Temple, 10/23/21	96, vs. ECU, 9/22/18
Ran 85 or more plays:	93, vs. UCF, 11/27/20	86, at ECU 10/28/21
Ran 55 or fewer plays:	50, vs. Memphis, 11/23/19	35, vs. Temple, 10/23/21
	SCORING	
Scored 80 or more points:	80, vs. Kentucky Wesleyan, 9/6/97	Never
Scored 70-79 points:	70, vs. Florida A&M, 9/17/11	Never
Scored 60-69 points:	61, at ECU 9/30/17 (Road game Record)	Never
Scored 50-59 points:	55, vs. SC State, 9/14/19	50, vs. BYU 9/3/22
Scored 40-49 points:	42, vs. Howard 9/10/22	45, at Tulane 11/20/21
Scored less than 10 points:	0, at NC State 9/2/21	6, vs. The Citadel, 9/12/20
Failed to score points:	0, at NC State 9/2/21	0, Charleston Southern, 9/19/09
Won by 45 points or more:	48, vs. Florida A&M, 9/5/15	45, at NC State 9/2/21
Won by 30-44 points:	39, vs. SC State, 9/14/19	31, at Tulane 11/20/21
Won by 20-29 points:	22, vs. Howard	29, vs. BYU 9/3/22
Scored on the first drive of the game:	TD, at Tulane 11/20/21	TD, vs. BYU 9/3/22
Scoring drive of 15 or more plays:	16 (TD), vs. Cincinnati 11/12/21	15 (FG), vs. Tulsa 10/16/21
Recorded a safety:	at Houston, 10/27/18	vs. BYU 9/3/22
Scored on a blocked field goal attempt:	Nate Godwin (75), vs. Cincinnati, 10/5/13	A. Contressa, Stony Brook, 9/2/17
Scored on a blocked PAT attempt:	(Never)	Nate Hobbs, Illinois, 9/15/17
Scored a 2-point conversion:	at Illinois (Barnett to St. Felix pass), 9/15/18	Illinois, 9/15/17

THE LAST TIME - TEAM

	USF	OPPONENT
TURNOVERS		
Team lost five or more turnovers:	(5) at Cincinnati, 10/3/20	(8) vs. SC State, 9/14/19
Team lost four turnovers:	vs. Cincinnati 11/12/21	(4) at Cincinnati, 10/3/20
Team lost three fumbles:	at Temple, 10/17/20	at ECU 10/28/21
Threw four or more interceptions:	5, at Cincinnati, 10/3/20	(4) vs. Temple, 9/21/17
Team did not commit a turnover:	at UCF, 11/26/21	at UCF, 11/26/21
Team recovered an on-side kick:	at Pittsburgh, 9/8/01	vs. UCF, 11/26/16
Lost a game and did not commit a turnover:	at UCF, 11/26/21	vs. Tulsa, 11/16/17
DEFENSE		
Team recorded seven sacks:	vs. UConn, 10/15/11	9, vs. Temple, 11/9/19
Team recorded six sacks:	vs. BYU, 10/12/19	6, at UCF, 11/26/21
Team recorded five sacks:	at UConn 10/5/19	6, at UCF, 11/26/21
Team recorded 10 or more tackles for loss	11.0, vs. Howard 9/10/22	11.0, at UCF, 11/26/21
Team recorded five or more pass break-ups:	5, at SMU, 10/2/21	8, at Houston, 11/14/20
SPECIAL TEAMS		
Returned a punt for a touchdown:	vs. The Citadel, 9/12/20	at Houston, 11/14/20
Returned a blocked punt for a touchdown:	vs. Florida A&M, 9/17/11	at Notre Dame (9/19/20)
Returned a kickoff for a touchdown:	1, vs. BYU 9/3/22	at Cincinnati, 10/3/20
Blocked a punt:	vs. Florida State, 9/29/12	at Notre Dame (9/19/20)
Punted 10 or more times:	10, at Cincinnati, 11/10/18	10, Temple, 9/21/17
Did not record a punt:	vs. Temple, 10/23/21	at Pittsburgh, 10/24/09
Blocked a field goal:	at BYU, 9/25/21	at Tulane, 10/21/17
Blocked a PAT:	vs. UConn, 10/20/18	at Cincinnati, 11/10/18
Team recovered an on-side kick:	at Pittsburgh, 9/8/01	vs. UCF, 11/26/16
Made five or more field goals:	5, vs. Temple, 9/21/17	Never
Made four or more field goals:	4, at Memphis, 11/7/20	4, at Illinois, 9/15/18
MISCELLANEOUS		
Had 30 or more first downs:	34, vs. Temple, 10/23/21	30, vs. Cincinnati 11/12/21
Had 10 or fewer first downs:	5, vs. Memphis, 11/23/19	6, Temple, 9/21/17
Had 15 or more penalties:	16, Illinois, 9/15/17	15, Illinois, 9/15/17
Had no penalties:	Never	at Tulane 11/20/21
Had 100 or more penalty yards:	111, at Temple, 10/17/20	112, at UCF, 11/29/19
Had less than 25 penalty yards:	21 at Houston, 11/14/20	5, vs. SC State, 9/14/19
Had 35 minutes or more of possession time:	35:09 at UCF, 11/26/21	38:56, vs. Howard 9/10/22
Had 43 minutes or more of possession time:	44:35, vs. Temple, 10/23/21	

THE LAST TIME - INDIVIDUAL

	USF	OPPONENT
RUSHING		
Rushed at least 25 times:	Jaren Mangham (26), vs. Temple, 10/23/21	Greg McCrae (25), vs. UCF, 11/27/20
Rushed at least 30 times:	Marlon Mack (31), vs. UConn, 9/19/14	D. Brewer (34), vs. Tulsa, 11/16/17
Rushed for 100 yards:	Brian Battie (105) vs. Howard 9/10/22	Christopher Brooks (135) vs. BYU 9/3/22
Multiple players rushed for 100 yards:	Jaren Mangham (152) & Brian Battie (126), vs. Temple, 10/23/21	Ta'Zawn Henry (130) & Alton McCaskill (125) vs. Houston 11/6/21
Rushed for 150 yards:	Jaren Mangham (152), vs. Temple, 10/23/21	Zonovan Knight (163) at NC State, 9/2/21
Rushed for 200 yards:	Quinton Flowers (210), at Memphis, 11/12/16	R. Armstead (210), at Temple, 10/21/16
Rushed for 300 yards:	Jordan Cronkrite (302), at UMass, 10/6/18	
USF player rushed for 200 yards in consecutive games	Dyral McMillan (258) vs. New Haven, 11/6/99; (221) vs. Hofstra, 11/13/99	
Scored on a run of 50 yards or more:	Brian Battie (60) vs. Howard 9/10/22	Christopher Brooks (52) vs. BYU 9/3/22
Scored on a run of 70 yards or more:	Jordan Cronkrite (77, 76), at UMass 10/6/18	Puka Nacua (75) vs. BYU 9/3/22
PASSING		
Player attempted 60+ passes:	Marquel Blackwell (61), at Memphis, 9/22/01	Troy Mitchell (66), vs. Western Carolina, 8/30/14
Player attempted 50-59 passes:	Matt Grothe (54), vs. Cincinnati, 11/3/07	Brady White (50), at Memphis, 11/7/20
Player attempted 40-49 passes:	Timmy McClain (46), vs. Houston 11/6/21	Tanner Mordecai (42) at SMU, 10/2/21
Player completed 30-39 passes:	Jordan McCloud (32), vs. UCF, 11/27/20	Desmond Ridder (31) vs. Cincinnati 11/12/21
Player completed 25-29 passes:	Blake Barnett (29), vs. Tulane, 11/3/18	Jaren Hall (25) vs. BYU 9/3/22
Player passed for more than 400 yards:	Jordan McCloud (404), vs. UCF, 11/27/20	Brady White (437) at Memphis, 11/7/20
Player passed for more than 300 yards:	Jordan McCloud (404), vs. UCF, 11/27/20	Michael Pratt (311) at Tulane 11/20/21
Player threw five touchdowns:	Marquel Blackwell (5), at East Carolina, 10/19/02	D'Eriq King (5), at Houston, 10/27/18
Player threw four touchdowns:	Jordan McCloud (4), vs. UCF, 11/27/20	Tanner Mordecai (4) at SMU, 10/2/21
Player threw three touchdowns:	Jordan McCloud (4), vs. UCF, 11/27/20	Michael Pratt (311) at Tulane 11/20/21
Player threw a TD of 70 yards or more:	Timmy McClain-Jimmy Horn Jr. (80) vs. Cincinnati 11/12/21	D'Wan Mathis (70), vs. Temple, 10/23/21
Player threw a TD of 60-70 yards or more:	Blake Barnett-Darnell Salomon (66), vs. ECU, 9/22/18	Brady White-Calvin Austin (65) at Memphis, 11/7/20
Player threw a TD of 50-60 yards or more:	Quinton Flowers-T. McCants (54), vs. Stony Brook, 9/2/17	Clayton Tune to N. Dell (55), vs. Houston 11/6/21
RECEIVING		
Player caught 10 passes:	Bryce Miller (11), vs. UCF, 11/27/20	Xavier Smith (15), vs. FAMU 9/18/21
Player had 100 receiving yards:	Xavier Weaver (113) vs. BYU 9/3/22	N. Dell (164) & K. Carter (123) vs. Houston 11/6/21
USF player with three straight 100-yard games:	Andre Davis (113), vs. SMU, 11/26/13; (110) vs. Memphis, 11/16/13; (134), vs. Houston, 10/31/13	
TOTAL OFFENSE		
Player had 600-plus yards:	Quinton Flowers (605), at UCF, 11/24/17	
Player had 400-600 yards:	Jordan McCloud (411), vs. UCF, 11/27/20	Brady White (451) at Memphis, 11/7/20
QB Had 100+ yards RUSHING & 400+ PASSING:	Quinton Flowers, 102 rush, 503 pass, at UCF, 11/24/17	D'Eriq King, 134 rush, 419 pass, at Houston, 10/27/18
QB had 100+ yards RUSHING & 200-400 PASSING:	Quinton Flowers, 106 rush, 311 pass, vs. Texas Tech, 12/23/17	Will Worth, 129 rush, 299 pass, vs. Navy, 10/28/16
DEFENSE		
Player intercepted three or more passes:	J.R. Reed (3), at Memphis, 11/29/03	Bobby McCain (3), vs. Memphis, 11/16/13
Player intercepted two or more passes:	Deatrick Nichols (2), vs. Temple, 9/21/17	Rodney Clemons (2), vs. SMU, 9/28/19
Player recovered two or more fumbles:	Greg Reaves (2), vs. SC State, 9/14/19	Jacob Martin (2), vs. Temple, 9/21/17
Player recorded four or more sacks:	George Selvie (4), vs. Elon, 9/1/07	Never
Player recorded three sacks:	Deadrin Senat (3), vs. Texas Tech, 12/23/17	Landon Woodson (3), vs. UCF, 11/27/20
Player recorded 15 or more tackles:	Patrick Macon (15), vs. Wisconsin, 8/30/19	Tatum Bethune (18), at UCF, 11/26/21
Player returned an interception for a touchdown:	Antonio Grier (69) vs. Tulsa, 10/16/21	M. Tooley (33) vs. BYU 9/3/22
Player returned a fumble for a touchdown:	Vincent Davis (12), at UMass, 10/6/18	Darek Parish (85) at Houston, 11/14/20
Player recorded 4.0 tackles for loss or more:	Patrick Macon (4), vs. Wisconsin, 8/30/19	Juwuan Johnson (4.0), vs. Northern Illinois, 9/10/16
PUNTING		
Player recorded four 50-yard punts:	Trent Schneider (4), vs. UCF, 11/23/18	Dane Roy (4), vs. Houston, 10/28/17
Player recorded a 60-yard punt:	Andrew Stokes (66) at NC State, 9/2/21	James Smith (60), at Cincinnati, 10/3/20
Player recorded two 60-yard punts:	Andrew Stokes (66 & 61) at NC State, 9/2/21	NEVER
SCORING		
Player scored at least four touchdowns:	Marlon Mack (4), vs. Western Carolina, 8/30/14	Jonathan Taylor (4, 2 rush, 2 rec), vs. Wisconsin, 8/30/19
Player scored at least three touchdowns:	Brian Battie (3) vs. Houston 11/6/21	Alton McCaskill (3), vs. Houston 11/6/21
Player caught at least two touchdown passes:	B. Miller (2), D. Dukes (2), vs. UCF, 11/27/20	Jacob Harris (3), vs. UCF, 11/27/20
Player rushed for at least three touchdowns:	Jaren Mangham (3) vs. FAMU 9/18/21	Alton McCaskill (3), vs. Houston 11/6/21
Player kicked (made) four+ field goals:	Spencer Shrader (4) at Memphis, 11/7/20	Chase McLaughlin (4), at Illinois, 9/15/18
Player kicked (made) three+ field goals:	Spencer Shrader (4) at Memphis, 11/7/20	Jake Olroyd, vs. BYU, 10/12/19
Player returned a kickoff for a touchdown:	Jimmy Horn Jr. (89) vs. BYU 9/3/22	Tre Tucker (97), at Cincinnati, 10/3/20
Player returned a punt for a touchdown:	Omarion Dollison (0), vs. The Citadel, 9/12/20	Marcus Jones (73) at Houston, 11/14/20
Player returned an interception for a touchdown:	Antonio Grier (69) vs. Tulsa, 10/16/21	M. Tooley (33) vs. BYU 9/3/22
Player returned a fumble for a touchdown:	Vincent Davis (12), at UMass, 10/6/18	Darek Parish (85) at Houston, 11/14/20
Player recovered a fumble in the end zone for a touchdown:	Jake Sims, vs. Rutgers, 11/3/10	Jimmy Gaines, vs. Miami, 9/28/13
Player returned (or recovered) a blocked punt for a touchdown:	Andre Davis (11), vs. Florida A&M, 9/17/11	Jordan Botelho, at Notre Dame (9/19/20)
Player returned a blocked field goal attempt for a touchdown:	Nate Godwin (75), vs. Cincinnati, 10/5/13	Rod Davis (61), vs. Southern Miss, 10/25/03
Player scored on a two-point conversion attempt:	Randall St. Felix from Blake Barnett, at Illinois, 9/15/18	Mike Dudek, pass from Jeff George Jr., Illinois, 9/15/17
Player kicked a game-winning field goal	Coby Weiss at Tulsa, 10/12/18 (22 yards with :02 remaining)	Sam Crosa, vs. Cincinnati, 11/16/19 (37 yards with :03 remaining)

GAME 1: NO. 25 BYU 50, USF 21

RAYMOND JAMES STADIUM • TAMPA, FLA.

SEPT. 3, 2022 • 6:36 P.M. • ESPNU

TAMPA, FLA., – USF and BYU had to wait an extra 2:36 to kickoff the 2022 season as inclement weather delayed a scheduled 4 p.m. at Raymond James Stadium to 6:36 p.m. with lightning in the Bay Area. The teams took the field to 31,521 enthusiastic fans, but BYU quickly turned them silent, using their first offensive possession for a 75-yard, jet-sweep touchdown by wide receiver Puka Nacua. BYU built a 28-0 lead in the first quarter after a strong performance from their offense as the Bulls offense struggled to get first downs.

BYU scored a touchdown four of the first five times it touched the ball, getting a field goal on the sixth. Meanwhile, USF punted four times, lost possession on downs and had a pick-six on its first six possessions.

Following the big strike on the opening possession, BYU quarterback Jaren Hall drove the Cougars 65 and 82-yards for two touchdowns sandwiched around a 33-yd pick-six on an attempted wide receiver screen play by linebacker Max Tooley that gave BYU an early 28-0 lead.

USF got the offense going on the last drive of the half as quarterback Gerry Bohanon, a Baylor transfer making his first start at USF, moved the Bulls 84 yards in eight plays, connecting with wide receiver Xavier Weaver for 71 of those yards.

Jimmy Horn Jr. provided a spark, returning the second half opening kickoff for a touchdown, but USF could not climb back in the game.

■ Weaver ended the night with his second career 100-yd game, posting 113 yards on five receptions.

■ BYU out-gained USF 575 to 293 on the night, including 314 yards rushing.

■ Jimmy Horn Jr. returned the opening kickoff of the second half 89 yards for a touchdown, the first of his career.

■ Mekhi LaPointe led USF with 10 tackles and his sixth career interception.(45.1 ypp).

Quotable:

“Obviously, it was a very disappointing performance tonight,” USF Head Coach Jeff Scott said. “I’m really very surprised honestly. Sometimes as a coach you may see some signs during practice where guys aren’t quite locked in or focused. It really was the opposite of that. I felt like we were prepared. Obviously, we weren’t.”

- Jeff Scott

Scoring Summary report
BYU vs South Fla. (Sep 03, 2022)
BYU (1-0) vs South Fla. (0-1)

Date: Sep 03, 2022
Site: Tampa, Florida
Stadium: Raymond James Stadium
Attendance: 31521

SCORE BY QUARTERS

Team	1st	2nd	3rd	4th	Total
BYU	28	10	9	3	50
South Fla.	0	7	14	0	21

SCORING SUMMARY

Qtr	Time	Scoring Play	Y-H
1st	14:49	BYU - #12 P.Nacua 75 yd rush (#39 J.Oldroyd kick), 1-75, 00:11	7-0
1st	08:44	BYU - #12 P.Nacua 5 yd rush (#39 J.Oldroyd kick), 10-65, 04:01	14-0
1st	07:58	BYU - #31 M.Tooley 0 yd interception return (#39 J.Oldroyd kick), 00:41	21-0
1st	04:00	BYU - #1 K.Hill 21 yd pass from #3 J.Hall (#39 J.Oldroyd kick), 6-82, 02:43	28-0
2nd	07:19	BYU - #5 D.Holker 13 yd pass from #3 J.Hall (#39 J.Oldroyd kick), 8-65, 03:30	35-0
2nd	02:11	BYU - #39 J.Oldroyd 39 yd FG, 6-19, 02:38	38-0
2nd	00:14	USF - #0 J.Mangham 1 yd rush (#32 S.Shraeder kick), 8-84, 01:52	38-7
3rd	14:44	USF - #5 J.Horn Jr. 89 yd kickoff return (#32 S.Shraeder kick), 00:00	38-14
3rd	07:39	BYU - SAFETY, 01:09	40-14
3rd	05:32	BYU - #2 C.Brooks 52 yd rush (#39 J.Oldroyd kick), 4-76, 02:00	47-14
3rd	02:23	USF - #21 B.Battle 9 yd rush (#32 S.Shraeder kick), 4-43, 02:59	47-21
4th	10:29	BYU - #39 J.Oldroyd 37 yd FG, 11-55, 06:54	50-21

BYU

RUSHING	No.	Gain	Loss	Net	TD	LG	Avg
Christopher Brooks	13	141	6	135	1	52	10.4
Puka Nacua	3	80	4	76	2	75	25.3
Lopini Katooa	10	55	0	55	0	12	5.5
Jackson McChesney	3	33	0	33	0	28	11.0
Jaren Hall	5	17	0	17	0	8	3.4
TEAM	1	0	1	-1	0	0	-1.0
Miles Davis	2	3	4	-1	0	3	-0.5
Totals:	37	329	15	314	3	75	8.5

PASSING	C-A-I	Yds	TD	Long	Sack
Jaren Hall	25-32-1	261	2	22	1
Totals:	25-32-1	261	2	22	1

RECEIVING	TAR	No.	Yards	YAC	TD	Long
Kody Epps	5	4	26	14	0	11
Chase Roberts	3	3	41	42	0	19
Dalvin Holker	3	3	39	22	1	19
Brydren Cosper	4	3	27	5	0	14
Mason Ware	3	3	9	17	0	10
Isaac Rex	2	2	23	9	0	16
Lopini Katooa	2	2	21	17	0	12
Puka Nacua	1	1	22	24	0	22
Keanu Hill	3	1	21	21	1	21
Terence Fall	1	1	19	7	0	19
Miles Davis	1	1	11	15	0	11
Christopher Brooks	2	1	2	2	0	2
Jacob Boren	1	0	0	0	0	0
Totals:	31	25	261	195	2	22

PUNTING	No.	Yds	Avg	Long	In20	TB
Ryan Rethow	2	72	36.0	37	2	0
Totals:	2	72	36.0	37	2	0

RETURNS	Punt	Kickoff	Intercept						
	No	Yds	LG	No	Yds	LG	No	Yds	LG
Talmage Gunther	1	7	7	1	19	19	0	0	0
Max Tooley	0	0	0	0	0	0	1	0	0
Totals:	1	7	7	1	19	19	1	0	0

FIELD GOALS	Qtr	Time	Dist	Result
Jacob Oldroyd	2nd	02:11	39	GOOD
Jacob Oldroyd	4th	10:29	37	GOOD

KICKOFFS	No.	Yards	Avg	TB	OB
Jacob Oldroyd	9	502	55.8	0	0
Totals:	9	502	55.8	0	0

ALL-PURPOSE	Rush	Rev	KR	PR	Total
Christopher Brooks	135	2	0	0	137
Puka Nacua	76	22	0	0	98
Jacob Robinson	55	21	0	0	76
Chase Roberts	0	41	0	0	41

FUMBLES	BYU - Jaren Hall 1-0	South Fla. - TEAM 1-0
---------	----------------------	-----------------------

BYU	#	Name	Solo	Ass	Total	Sacks-Yds	TFL-Yds	FF	FR-Yds	Int-Yds	BrUp	Blsks	QBH
20	Jacob Boren	4	2	6	1.0-0	1.0-0	0-0	0-0	0-0	0-0	0	0	0
31	Max Tooley	4	1	5	0.0-0	0.0-0	0-0	0-0	0-0	0-0	0	0	0
49	Payton Wilgar	3	2	5	0.0-0	0.0-0	0-0	0-0	0-0	0-0	0	0	0
2	Ben Bywater	2	3	5	0.0-0	0.0-0	0-0	0-0	0-0	0-0	1	0	0
0	Jacob Robinson	4	0	4	0.0-0	0.0-0	0-0	0-0	0-0	0-0	0	0	0
11	Gabe Jeady-Lally	4	0	4	0.0-0	0.0-0	0-0	0-0	0-0	0-0	0	0	0
95	Caden Haws	1	2	3	0.0-0	0.5-1	0-0	0-0	0-0	0-0	0	0	0
22	Ammon Hannemann	1	2	3	0.0-0	0.0-0	0-0	0-0	0-0	0-0	0	0	0
27	Tavita Gagnier	1	2	3	0.0-0	0.0-0	0-0	0-0	0-0	0-0	1	0	0
41	Keenan Pili	0	3	3	0.0-0	0.5-2	0-0	0-0	0-0	0-0	0	0	0
12	Malik Moore	1	1	2	0.0-0	0.0-0	0-0	0-0	0-0	0-0	0	0	0
5	Angelo Mandell	1	1	2	0.0-0	0.0-0	0-0	0-0	0-0	0-0	0	0	0
53	Fisher Jackson	1	1	2	0.0-0	0.0-0	0-0	0-0	0-0	0-0	0	0	0
34	Josh Wilson	1	1	2	0.0-0	0.0-0	0-0	0-0	0-0	0-0	0	0	0
10	Morgan Pyper	0	2	2	0.0-0	0.0-0	0-0	0-0	0-0	0-0	0	0	0
92	Tyler Betty	1	0	1	0.0-0	0.0-0	0-0	0-0	0-0	0-0	0	0	0
94	John Nelson	1	0	1	0.0-0	0.0-0	0-0	0-0	0-0	0-0	0	0	0
91	Eat Tuoti-Mariner	1	0	1	0.0-0	0.0-0	0-0	0-0	0-0	0-0	0	0	0
13	Mason Wake	1	0	1	0.0-0	0.0-0	0-0	0-0	0-0	0-0	0	0	0
93	Blake Mangelson	1	0	1	0.0-0	0.0-0	0-0	0-0	0-0	0-0	0	0	0
51	Alden Tota	1	0	1	0.0-0	0.0-0	0-0	0-0	0-0	0-0	0	0	0
98	Gabe Summers	0	1	1	0.0-0	0.0-0	0-0	0-0	0-0	0-0	0	0	0
26	Ethan Slade	0	1	1	0.0-0	0.0-0	0-0	0-0	0-0	0-0	0	0	0
18	Kaleb Hayes	0	1	1	0.0-0	0.0-0	0-0	0-0	0-0	0-0	0	0	0
13	Jackson Kaulusi	0	1	1	0.0-0	0.0-0	0-0	0-0	0-0	0-0	0	0	0
57	Josh Larsen	0	1	1	0.0-0	0.0-0	0-0	0-0	0-0	0-0	0	0	0
Totals	34	28	62	1.0-0	2.0-3	0-0	1-0	2	0	0	0	0	0

SOUTH FLA.	#	Name	Solo	Ass	Total	Sacks-Yds	TFL-Yds	FF	FR-Yds	Int-Yds	BrUp	Blsks	QBH
22	Mekhi LaPointe	8	2	10	0.0-0	0.0-0	0-0	0-0	1-12	0	0	0	0
11	Dwayne Boyles	6	2	8	0.0-0	2.0-2	0-0	0-0	0-0	0	0	1	0
2	T.J. Robinson	4	1	5	0.0-0	0.0-0	0-0	0-0	0-0	0	0	0	0
8	DJ Gordon IV	3	2	5	0.0-0	0.0-0	0-0	0-0	0-0	0	0	0	0
15	Jayden Curry	3	2	5	0.0-0	0.0-0	0-0	0-0	0-0	0	0	0	0
13	Tramel Logan	4	0	4	0.0-0	2.8-8	0-0	0-0	0-0	0-0	1	0	0
0	Daquan Evans	2	2	4	0.0-0	0.0-0	0-0	0-0	0-0	0-0	0	0	0
90	Rashaad Cheney Jr.	2	1	3	0.0-0	0.0-0	0-0	0-0	0-0	0-0	0	0	0
5	Antonio Grier	1	2	3	0.0-0	0.0-0	0-0	0-0	0-0	0-0	0	0	0
28	Jatorian Hansford	2	0	2	1.0-1	1.0-1	1-0	0-0	0-0	0-0	0	0	0
4	Christian Williams	2	0	2	0.0-0	0.0-0	0-0	0-0	0-0	0-0	0	0	0
9	Amaris Brown	2	0	2	0.0-0	0.0-0	0-0	0-0	0-0	0-0	1	0	0
33	Tamarac Simpson	2	0	2	0.0-0	0.0-0	0-0	0-0	0-0	0-0	0	0	0
1	Matthew Hill	1	1	2	0.0-0	0.0-0	0-0	0-0	0-0	0-0	0	0	0
7	Will Jones II	1	1	2	0.0-0	1.4-4	0-0	0-0	0-0	0-0	0	0	0
TEAM													
40	Jason Vaughn	1	0	1	0.0-0	0.0-0	0-0	0-0	0-0	0-0	0	0	0
23	Davon Hicks	1	0	1	0.0-0	1.0-4	0-0	0-0	0-0	0-0	0	0	0
16	Eddie Kelly	1	0	1	0.0-0	0.0-0	0-0	0-0	0-0	0-0	0	0	0
99	Clyde Pinder	0	1	1	0.0-0	0.0-0	0-0	0-0	0-0	0-0	0	0	0
34	Joshua Green	0	1	1	0.0-0	0.0-0	0-0	0-0					

GAME 2: USF 42, HOWARD 20

RAYMOND JAMES STADIUM • TAMPA, FLA.

SEPT. 10, 2022 • 7:00 P.M. • ESPN+

TAMPA, FLA., -- USF posted its first win of the 2022 campaign using a dominating rushing performance alongside three turnovers from the defense to post a 42-20 victory over Howard at Raymond James Stadium. The Bulls logged six rushing touchdowns, their most in a game since 2003, and 205 yards on the ground in a strong performance from the offensive line and several running backs, four of whom scored touchdowns.

Brian Battie led the offense with 105 rushing yards, logging his third career 100-yd rushing game on just seven carries (15 ypc) and a career long 60-yard touchdown. Jaren Mangham logged 28 rushing yards with two touchdowns, posting his 17th and 18th USF career rushing touchdown to tie for eighth all-time. Junior Clemson transfer Michel Dukes logged his first USF career touchdowns, one in the second quarter and another on a 28-yard run in the third.

The defense forced three turnovers, equaling their most posted in a game in the 2021 season. Safety Jayden Curry posted an interception and a fumble recovery.

Howard started off strong, getting an interception on the Bulls' opening possession. The Bison then marched 80 yards on their second possession for the game's opening score.

The Bulls forced fumbles on the Bison's next two possessions. Defensive end Jatorian Hansford forced his first career fumble, recovered by Curry on the USF40. The Bulls took advantage going 63-yards and scoring on a Mangham two-yard plunge to tie the game, 7-7. On the next Bison possession, safety T-Mac Simpson forced his first career fumble, which was recovered by Rashawn Yates at the USF 41. Gerry Bohanon drove the Bulls 59 yards, sealing the deal with a handoff to Dukes for a 7-yard touchdown.

Howard was able to create a touchdown drive at the end of the third quarter to make the score 21-14, but the Bulls scored three unanswered touchdowns to make the final score 42-20 after drives of 61, 69 and 54 yards. The Bulls scored touchdowns on six of seven possessions around halftime to seal the win.

- The Bulls rushed for 205 yards, 150 of which came in the second half
- The USF defense collected three turnovers in the game, equaling the team's most posted in the 2021 season (done three times)
- USF logged 6 rushing touchdowns, the most in a game since posting 6 vs. Charleston Southern in 2003.

Quotable:
 "What stands out the most about this game is the way our guys responded in the second half...an opportunity for us to learn a lot about this year's team and how they were going to respond." - Jeff Scott

SCORE BY QUARTERS

Team	1st	2nd	3rd	4th	Total
Howard	7	0	7	6	20
South Fla.	0	14	14	14	42

SCORING SUMMARY

Qtr	Time	Scoring Play	V-H
1st	04:41	HOW - #3 K.Hawthorne 18 yd rush (#37 A.Bickerton kick), 10-80, 05:20	7-0
2nd	11:16	USF - #0 J.Mangham 2 yd rush (#32 S.Shrader kick), 11-80, 03:36	7-7
2nd	02:10	USF - #2 M.Dukes 7 yd rush (#32 S.Shrader kick), 5-59, 01:39	7-14
3rd	07:14	USF - #0 J.Mangham 1 yd rush (#32 S.Shrader kick), 4-25, 01:43	7-21
3rd	02:37	HOW - #2 J.Hunter 28 yd rush (#37 A.Bickerton kick), 9-75, 04:37	14-21
3rd	00:33	USF - #2 M.Dukes 28 yd rush (#32 S.Shrader kick), 5-61, 01:56	14-28
4th	11:37	USF - #21 B.Battie 60 yd rush (#32 S.Shrader kick), 2-69, 00:33	14-35
4th	08:05	USF - #22 K.Powell 1 yd rush (#32 S.Shrader kick), 4-54, 01:36	14-42
4th	04:24	HOW - #27 I.Wheeler 3 yd rush (#4 R.Ilaraza pass from #1 Q.Williams failed), 7-75, 03:41	20-42

HOWARD

RUSHING												
	No.	Gain	Loss	Net	TD	Lg	Avg					
Jarett Hunter	12	62	1	61	1	28	6.8					
Ian Wheeler	10	73	3	70	1	24	7.0					
Kasey Hawthorne	5	25	0	25	1	18	5.0					
Quinton Williams	9	31	17	14	0	8	1.6					
Eden James	3	3	9	-6	0	3	-2.0					
Antoine Murray	1	5	21	-16	0	5	-16.0					
Totals:	40	219	51	168	3	28	4.2					

PASSING												
	C-A-I	Yds	TD	Lng	Sack							
Quinton Williams	28-37-1	250	0	22	3							
Totals:	28-37-1	250	0	22	3							

RECEIVING												
	TAR	No.	Yards	YAC	TD	Lng						
Antoine Murray	7	5	50	24	0	16						
Richie Ilaraza	7	5	45	14	0	21						
Ian Wheeler	5	5	45	35	0	17						
Jarett Hunter	4	-4	31	29	0	20						
Matthew McDonald	6	3	42	26	0	22						
Kasey Hawthorne	4	-3	13	11	0	6						
Brylin Smith	1	1	15	2	0	15						
Christian Carter	1	1	10	10	0	10						
Nah-Shawn Hezekiah	2	1	-1	1	0	0						
Totals:	37	28	250	152	0	22						

PUNTING												
	No.	Yds	Avg	Long	In20	TB						
Phillip Richards	3	117	39.0	50	2	0						
Totals:	3	117	39.0	50	2	0						

RETURNS												
	Punt	Kickoff	Intercept									
	No	Yds	Lg	No	Yds	Lg	No	Yds	Lg			
Robert Jones III	0	0	0	0	0	0	0	1	2	2		
Totals:	0	0	0	0	0	0	0	1	2	2		

SOUTH FLA.

RUSHING												
	No.	Gain	Loss	Net	TD	Lg	Avg					
Brian Battie	7	105	0	105	1	60	15.0					
Michel Dukes	3	35	1	34	2	28	11.3					
Jaren Mangham	7	29	1	28	2	20	4.0					
Mychal Hamilton	3	14	1	13	0	12	4.3					
Gerry Bohanon	2	9	0	9	0	9	4.5					
Jason Albritton	2	9	0	9	0	5	4.5					
Yasias Young	1	4	0	4	0	4	4.0					
Kwan Powell	2	3	0	3	1	2	1.5					
Totals:	27	208	3	205	6	7.6						

PASSING												
	C-A-I	Yds	TD	Lng	Sack							
Gerry Bohanon	17-28-1	219	0	39	0							
Totals:	17-28-1	219	0	39	0							

RECEIVING												
	TAR	No.	Yards	YAC	TD	Lng						
Xavier Weaver	13	7	57	10	0	12						
Jimmy Horn Jr.	5	2	52	55	0	29						
Gunnar Greenwald	2	2	25	7	0	16						
Omarran Dollison	1	1	39	4	0	39						
Khalre Brown	2	1	19	4	0	19						
Jaren Mangham	1	1	10	6	0	10						
Sean Atkins	1	1	8	2	0	8						
Chris Carter	1	1	6	0	0	6						
Michel Dukes	1	1	3	2	0	3						
Totals:	27	17	219	90	0	39						

PUNTING												
	No.	Yds	Avg	Long	In20	TB						
Andrew Stokes	3	125	41.7	52	0	1						
Totals:	3	125	41.7	52	0	1						

RETURNS												
	Punt	Kickoff	Intercept									
	No	Yds	Lg	No	Yds	Lg	No	Yds	Lg			
Xavier Weaver	1	8	8	0	0	0	0	0	0			
Sean Atkins	1	6	6	0	0	0	0	0	0			
Jimmy Horn Jr.	0	0	1	32	32	0	0	0	0			
Brian Battie	0	0	2	20	20	0	0	0	0			
Michel Dukes	0	0	1	31	31	0	0	0	0			
Jayden Curry	0	0	0	0	0	1	0	0	0			
Totals:	2	14	8	43	32	1	0	0	0			

FULL GAME	HOW	USF
FIRST DOWNS	24	20
Rushing	8	6
Passing	14	11
Penalty	2	3
NET YARDS RUSHING	168	205
Rushing Attempts	40	27
Average Per Rush	4.2	7.6
Rushing Touchdowns	3	6
Yards Gained Rushing	219	208
Yards Lost Rushing	51	3
NET YARDS PASSING	250	219
Completions-Attempts-Int	28-37-1	17-28-1
Average Per Attempt	6.8	7.8
Average Per Completion	8.9	12.9
Passing Touchdowns	0	0
TOTAL OFFENSE YARDS	418	424
Total offense plays	77	55
Average Gain Per Play	5.4	7.7
Fumbles: Number-Lost	2-2	0-0
Penalties: Number-Yards	5-43	3-40
PUNTS-YARDS	3-117	3-125
Average Yards Per Punt	39.0	41.7
Net Yards Per Punt	34.3	35
Inside 20	2	0
50+ Yards	1	1
Touchbacks	0	1
Fair catch	1	0
KICKOFF-YARDS	4-212	7-455
Average Yards Per Kickoff	53.0	65.0
Net Yards Per Kickoff	32.2	40
Touchbacks	0	7
Fair Catch Yards	0	0
Punt returns: Number-Yards-TD	0-0-0	2-14-0
Average Per Return	0.0	7.0
Kickoff returns: Number-Yds-TD	0-0-0	4-83-0
Average Per Return	0.0	20.8
Interceptions: Number-Yds-TD	1-2-0	1-0-0
Fumble Returns: Number-Yds-TD	0-0-0	0-0-0
Miscellaneous Yards	0	0
Possession Time	38:56	21:04
1st Quarter	09:52	05:08
2nd Quarter	09:06	05:54
3rd Quarter	09:23	05:37
4th Quarter	10:35	04:25
Third-Down Conversions	9-17	2-8
Fourth-Down Conversions	0-2	1-1
Red-Zone Scores-Chances	2-3	4-4
Touchdowns	2-3	4-4
Field goals	0-3	0-4
Sacks By: Number-Yards	0-0	3-17
PAT Kicks	2-2	6-6
2Pts Conversions	0-1	0-0
Field Goals	0-1	0-1
Points off Turnover	0	21

FIELD GOALS												
	Qtr	Time	Dist	Result								
Aaron Bickerton	2nd	00:39	50	MISSED								
KICKOFFS												
	No.	Yards	Avg	TB	OB							
Aaron Bickerton	4	212	53.0	0	0							

FIELD GOALS												
	Qtr	Time	Dist	Result								
Spencer Shrader	1st	01:41	54	MISSED								
KICKOFFS												
	No.	Yards	Avg	TB	OB							
Spencer Shrader	7	455	65.0	7	0							

FUMBLES
 Howard - Christian Carter 1-1, Antoine Murray 1-1
 South Fla. - None

HOWARD												
#	Name	Solo	Asst	Total	Sacks-Yds	TFL-Yds	FF	FR-Yds	Int-Yds	BrUp	Bkls	QBH
0	Kenny Gallop	6	5	11	0-0-0	1-0-1	0	0-0	0-0	0	0	0
0	Terrance Holton	5	2	7	0-0-0	0-0-0	0	0-0	0-0	0	0	0
1	Robert Jones III	4	0	4	0-0-0	1-0-1	0	0-0	1-2	2	0	1
28	Christian Brown	3	1	4	0-0-0	0-0-0	0	0-0	0-0	0	0	0
22	Cameron Dyson	3	0	3	0-0-0	1-0-1	0	0-0	0-0	0	0	0
3	Dartan Brokenburr	1	2	3	0-0-0	0-0-0	0	0-0	0-0	0	0	0
6	Carson Hinton	1	2	3	0-0-0	0-0-0	0	0-0	0-0	0	0	0
14	Ian White	2	0	2	0-0-0	0-0-0	0	0-0	0-0	0	0	0
44	Jay Brandon Jones	2	0	2	0-0-0	0-0-0	0	0-0	0-0	0	0	0
7	Ray Williams	2	0	2	0-0-0	0-0-0	0	0-0	0-0	0	0	0
46	Bryce Miller	1	1	2	0-0-0	0-0-0	0	0-0	0-0	0	0	0
96	Jamel Stewart	0	2	2	0-0-0	0-0-0	0	0-0	0-0	0	0	0
18	CJ Wesley	1	0	1	0-0-0	0-0-0	0	0-0	0-0	0	0	0
13	Jabari Knighten	1	0	1	0-0-0	0-0-0	0	0-0	0-0	0	0	0
40	Jason Vaughn	1	0									



2022-23 South Fla. Football
Game Results
All games

Team Results

Date	Opponent		Score	Overall	Conf	Time	Attend
09/03/2022	BYU	L	21-50	0-1	0-0	3:16	31521
09/10/2022	Howard	W	42-20	1-1	0-0	3:28	28554



2022-23 South Fla. Football
Team Game-by-Game
All games

Date	Opponent	Rushing				Receiving				Passing				Kick Returns				Punt Returns				tot off		
		no.	yds	td	lg	no.	yds	td	lg	cmp	att	int	yds	td	lg	no.	yds	td	lg	no.	yds		td	lg
09/03/2022	BYU	26	121	2	13	17	172	0	50	17	30	1	172	0	50	8	239	1	89	0	0	0	0	293
09/10/2022	Howard	27	205	6	60	17	219	0	39	17	28	1	219	0	39	4	83	0	32	2	14	0	8	424
South Fla.		53	326	8	60	34	391	0	50	34	58	2	391	0	50	12	322	1	89	2	14	0	8	717
Opponents		77	480	6	75	53	511	2	22	53	69	2	511	2	22	1	19	0	19	1	7	0	7	991

South Fla. Averages

Games	Avg/ rush	Avg/ catch	Pass effic	KR avg	PR avg	All purpose avg/game	Total offense avg/game
2	6.2	11.5	108.4	26.8	7.0	532.5	358.5

Date	Opponent	Tackles				Sacks	Fumble	Pass Defense			blkd	PAT attempts			off			
		ua	a	total	tfl-yds	no-yds	ff	fr-yds	int-yds	qbh	brup	kick	kick	rush	rcv	saf	t/o pts	
09/03/2022	BYU	47	18	65	7.0-19	1-1	1	0-0	1-12	1	2	0	3-3	0	0	0	0	21
09/10/2022	Howard	51	28	79	11.0-55	3-17	2	2-0	1-0	0	1	0	6-6	0	0	0	21	42
South Fla.		98	46	144	18.0-74	4-18	3	2-0	2-12	1	3	0	9-9	0	0	0	21	63
Opponents		69	46	115	5.0-6	1-0	0	0-0	2-2	1	4	0	8-8	0	0	1	7	70

Date	Opponent	Punting									Field Goals			Kickoffs				
		no.	yds	avg	long	blkd	tb	fc	50+	i20	md-att	long	blkd	no.	yds	avg	tb	ob
09/03/2022	BYU	4	164	41.0	52	0	0	2	1	1	0-0	0	0	5	334	66.8	3	0
09/10/2022	Howard	3	125	41.7	52	0	1	1	1	0	0-1	0	0	7	455	65.0	7	0
South Fla.		7	289	41.3	52	0	1	3	2	1	0-1	0	0	12	789	65.8	10	0
Opponents		5	189	37.8	50	0	0	1	1	4	2-3	39	0	13	714	54.9	0	0



2022-23 South Fla. Football
Opponents Game-by-Game
All games

Date	Opponent	Rushing				Receiving				Passing				Kick Returns				Punt Returns				tot off		
		no.	yds	td	lg	no.	yds	td	lg	cmp	att	int	yds	td	lg	no.	yds	td	lg	no.	yds		td	lg
09/03/2022	BYU	37	312	3	75	25	261	2	22	25	32	1	261	2	22	1	19	0	19	1	7	0	7	573
09/10/2022	Howard	40	168	3	28	28	250	0	22	28	37	1	250	0	22	0	0	0	0	0	0	0	0	418
Opponents		77	480	6	75	53	511	2	22	53	69	2	511	2	22	1	19	0	19	1	7	0	7	991
South Fla.		53	326	8	60	34	391	0	50	34	58	2	391	0	50	12	322	1	89	2	14	0	8	717

Opponents Averages

Games	Avg/ rush	Avg/ catch	Pass effic	KR avg	PR avg	All purpose avg/game	Total offense avg/game
2	6.2	9.6	142.8	19.0	7.0	509.5	495.5

Date	Opponent	Tackles				Sacks	Fumble	Pass Defense			blkd	PAT attempts			off			
		ua	a	total	tfl-yds	no-yds	ff	fr-yds	int-yds	qbh	brup	kick	kick	rush	rcv	saf	t/o pts	
09/03/2022	BYU	34	28	62	2.0-3	1-0	0	0-0	1-0	0	2	0	6-6	0	0	1	7	50
09/10/2022	Howard	35	18	53	3.0-3	0-0	0	0-0	1-2	1	2	0	2-2	0	0	0	0	20
Opponents		69	46	115	5.0-6	1-0	0	0-0	2-2	1	4	0	8-8	0	0	1	7	70
South Fla.		98	46	144	18.0-74	4-18	3	2-0	2-12	1	3	0	9-9	0	0	0	21	63

Date	Opponent	Punting										Field Goals			Kickoffs			
		no.	yds	avg	long	blkd	tb	fc	50+	i20	md-att	long	blkd	no.	yds	avg	tb	ob
09/03/2022	BYU	2	72	36.0	37	0	0	0	0	2	2-2	39	0	9	502	55.8	0	0
09/10/2022	Howard	3	117	39.0	50	0	0	1	1	2	0-1	0	0	4	212	53.0	0	0
Opponents		5	189	37.8	50	0	0	1	1	4	2-3	39	0	13	714	54.9	0	0
South Fla.		7	289	41.3	52	0	1	3	2	1	0-1	0	0	12	789	65.8	10	0



2022-23 South Fla. Football
Overall Team Statistics
All games

Team Statistics

	USF	OPP
Scoring	63	70
Points per game	31.5	35.0
Points Off Turnovers	21	7
First Downs	32	51
Rushing	12	20
Passing	17	29
Penalty	3	2
Rushing Yardage	326	480
Yards gained rushing	329	547
Yards lost rushing	3	67
Rushing attempts	53	77
Average per rush	6.2	6.2
Average per game	163.0	240.0
TDs Rushing	8	6
Passing Yardage	391	511
Comp-Att-Int	34-58-2	53-69-2
Average per pass	6.7	7.4
Average per catch	11.5	9.6
Average per game	195.5	255.5
TDs Passing	0	2
Total offense	717	991
Total plays	111	146
Average per play	6.5	6.8
Average per game	358.5	495.5
Kick returns: #-Yards	12-322	1-19
Punt returns: #-Yards	2-14	1-7
Int returns: #-Yards	2-12	2-2
Kick return average	26.8	19.0
Punt return average	7.0	7.0
Int return average	6.0	1.0
Fumbles-Lost	1-0	3-2
Penalties-Yards	6-65	9-78
Average per game	32.5	39.0
Punts-Yards	7-289	5-189
Average per punt	41.3	37.8
Net punt average	37.4	35.0
Kickoffs-Yards	12-789	13-714
Average per kick	65.8	54.9
Net kick average	41.3	30.2
Time of possession / game	23:10	36:49
3rd-down conversion	5/20	16/30
3rd-down pct	25%	53%
4rd-down conversion	3/5	2/4



**2022-23 South Fla. Football
Overall Team Statistics
All games**

	USF	OPP
4rd-down pct	60%	50%
Sacks by-Yards	4-18	1-0
Misc Yards	0	0
Touchdowns scored	9	9
Field goals - attempts	0-1	2-3
On-Side kicks	0-0	0-0
Red-zone scores	(6-7) 86%	(6-8) 75%
Red-zone touchdowns	(6-7) 86%	(4-8) 50%
PAT-attempts	(9-9) 100%	(8-8) 100%
2-point conversion-attempts	(0-0) 0%	(0-1) 0%
Attendance	60075	0
Games / Avg per game	2/30038	0/0
Neutral site games	-	0/0

Score by Periods

Team	1st	2nd	3rd	4th	OT	TOT
South Fla.	0	21	28	14	0	63
Opponents	35	10	16	9	0	70



2022-23 South Fla. Football
Overall Defense Statistics
All games

Team Defense

##	Player	gp	Tackles				tfl/yds	Sacks no-yds	Pass defense			Fumbles		blkd	
			ua	a	tot				int-yds	brup	qbh	fr-yds	ff	kick	saf
22	Mekhi LaPointe	2	12	2	14	.	.	1-12	
11	Dwayne Boyles	2	9	3	12	2-2	.	.	.	1	
8	DJ Gordon IV	2	8	4	12	1.5-1	
2	TJ Robinson	2	7	3	10	0.5-1	
15	Jayden Curry	2	6	4	10	.	.	1-0	.	.	1-0	.	.	.	
90	Rashad Cheney Jr.	2	4	5	9	0.5-1	
13	Tramel Logan	2	7	2	9	2-8	.	.	1	
9	Aamaris Brown	2	4	1	5	.	.	.	1	
23	Davon Hicks	2	3	2	5	1.5-6	
28	Jatorian Hansford	2	5	.	5	2-3	1-1	2	.	.	
33	Timarcus Simpson	2	5	.	5	1-21	1	.	.	
21	Jaelen Stokes	2	3	2	5	1-5	1-5	
0	Daquan Evans	1	2	2	4	
7	Will Jones II	2	3	1	4	1-4	
40	Jason Vaughn	2	3	1	4	1-4	
34	Joshua Green	2	1	2	3	1-3	
29	Brian Norris	2	2	1	3	
17	Jhalyn Shuler	2	1	2	3	1-3	
99	Darrien Grant	2	1	2	3	
5	Antonio Grier	2	1	2	3	
16	Eddie Kelly	2	1	1	2	.	.	.	1	
1	Matthew Hill	1	1	1	2	
10	Nick Bags	2	.	2	2	
4	Omarion Dollison	2	1	.	1	
19	Jonathan Ross	2	1	.	1	1-7	1-7	
94	Keeon Terrell	1	1	.	1	1-5	1-5	
24	Mac Harris	2	.	1	1	
4	Christian Williams	1	1	.	1	
6	Rashawn Yates	2	1	.	1	1-0	.	.	.	
	Totals	2	98	46	144	18-74	4-18	2-12	3	1	2-0	3	0	0	
	Opponents	2	69	46	115	5-6	1-0	2-2	4	1	0-0	0	0	1	



2022-23 South Fla. Football
Team Game Highs
All games

South Fla. - Game Highs

RUSHES	27	Howard (09/10/2022)
YARDS RUSHING	205	Howard (09/10/2022)
YARDS PER RUSH	7.6	Howard (09/10/2022)
TD RUSHES	6	Howard (09/10/2022)
PASS ATTEMPTS	30	BYU (09/03/2022)
PASS COMPLETIONS	17	Howard (09/10/2022)
	17	BYU (09/03/2022)
YARDS PASSING	219	Howard (09/10/2022)
YARDS PER PASS	7.8	Howard (09/10/2022)
TD PASSES	0	Howard (09/10/2022)
	0	BYU (09/03/2022)
TOTAL PLAYS	56	BYU (09/03/2022)
TOTAL OFFENSE	424	Howard (09/10/2022)
YARDS PER PLAY	7.7	Howard (09/10/2022)
POINTS	42	Howard (09/10/2022)
SACKS BY	3	Howard (09/10/2022)
FIRST DOWNS	20	Howard (09/10/2022)
PENALTIES	3	Howard (09/10/2022)
	3	BYU (09/03/2022)
PENALTY YARDS	40	Howard (09/10/2022)
TURNOVERS	1	Howard (09/10/2022)
	1	BYU (09/03/2022)
PUNTS	4	BYU (09/03/2022)
PUNTING AVG	41.7	Howard (09/10/2022)
LONG PUNT	52	Howard (09/10/2022)
	52	BYU (09/03/2022)
PUNTS INSIDE 20	1	BYU (09/03/2022)
LONG PUNT RETURN	8	Howard (09/10/2022)



2022-23 South Fla. Football
Opponent Match Highs
All games

Opponent - Game Highs

RUSHES	40	Howard (09/10/2022)
YARDS RUSHING	312	BYU (09/03/2022)
YARDS PER RUSH	8.4	BYU (09/03/2022)
TD RUSHES	3	Howard (09/10/2022)
	3	BYU (09/03/2022)
PASS ATTEMPTS	37	Howard (09/10/2022)
PASS COMPLETIONS	28	Howard (09/10/2022)
YARDS PASSING	261	BYU (09/03/2022)
YARDS PER PASS	8.2	BYU (09/03/2022)
TD PASSES	2	BYU (09/03/2022)
TOTAL PLAYS	77	Howard (09/10/2022)
TOTAL OFFENSE	573	BYU (09/03/2022)
YARDS PER PLAY	8.3	BYU (09/03/2022)
POINTS	50	BYU (09/03/2022)
SACKS BY	1	BYU (09/03/2022)
FIRST DOWNS	27	BYU (09/03/2022)
PENALTIES	5	Howard (09/10/2022)
PENALTY YARDS	43	Howard (09/10/2022)
TURNOVERS	3	Howard (09/10/2022)
PUNTS	3	Howard (09/10/2022)
PUNTING AVG	39.0	Howard (09/10/2022)
LONG PUNT	50	Howard (09/10/2022)
PUNTS INSIDE 20	2	Howard (09/10/2022)
	2	BYU (09/03/2022)
LONG PUNT RETURN	7	BYU (09/03/2022)



2022-23 South Fla. Football
Team Match Lows
All games

South Fla. - Game Lows

RUSHES	26	BYU (09/03/2022)
YARDS RUSHING	121	BYU (09/03/2022)
YARDS PER RUSH	4.7	BYU (09/03/2022)
TD RUSHES	2	BYU (09/03/2022)
PASS ATTEMPTS	28	Howard (09/10/2022)
PASS COMPLETIONS	17	Howard (09/10/2022)
	17	BYU (09/03/2022)
YARDS PASSING	172	BYU (09/03/2022)
YARDS PER PASS	5.7	BYU (09/03/2022)
TD PASSES	0	Howard (09/10/2022)
	0	BYU (09/03/2022)
TOTAL PLAYS	55	Howard (09/10/2022)
TOTAL OFFENSE	293	BYU (09/03/2022)
YARDS PER PLAY	5.2	BYU (09/03/2022)
POINTS	21	BYU (09/03/2022)
SACKS BY	1	BYU (09/03/2022)
FIRST DOWNS	12	BYU (09/03/2022)
PENALTIES	3	Howard (09/10/2022)
	3	BYU (09/03/2022)
PENALTY YARDS	25	BYU (09/03/2022)
INTERCEPTIONS BY	1	Howard (09/10/2022)
	1	BYU (09/03/2022)
PUNTS	3	Howard (09/10/2022)
PUNTING AVG	41.0	BYU (09/03/2022)
LONG PUNT	52	Howard (09/10/2022)
	52	BYU (09/03/2022)
PUNTS INSIDE 20	0	Howard (09/10/2022)
LONG PUNT RETURN	0	BYU (09/03/2022)



2022-23 South Fla. Football
Opponent Match Lows
All games

Opponent - Game Lows

RUSHES	37	BYU (09/03/2022)
YARDS RUSHING	168	Howard (09/10/2022)
YARDS PER RUSH	4.2	Howard (09/10/2022)
TD RUSHES	3	Howard (09/10/2022)
	3	BYU (09/03/2022)
PASS ATTEMPTS	32	BYU (09/03/2022)
PASS COMPLETIONS	25	BYU (09/03/2022)
YARDS PASSING	250	Howard (09/10/2022)
YARDS PER PASS	6.8	Howard (09/10/2022)
TD PASSES	0	Howard (09/10/2022)
TOTAL PLAYS	69	BYU (09/03/2022)
TOTAL OFFENSE	418	Howard (09/10/2022)
YARDS PER PLAY	5.4	Howard (09/10/2022)
POINTS	20	Howard (09/10/2022)
SACKS BY	0	Howard (09/10/2022)
FIRST DOWNS	24	Howard (09/10/2022)
PENALTIES	4	BYU (09/03/2022)
PENALTY YARDS	35	BYU (09/03/2022)
INTERCEPTIONS BY	1	Howard (09/10/2022)
	1	BYU (09/03/2022)
PUNTS	2	BYU (09/03/2022)
PUNTING AVG	36.0	BYU (09/03/2022)
LONG PUNT	37	BYU (09/03/2022)
PUNTS INSIDE 20	2	Howard (09/10/2022)
	2	BYU (09/03/2022)
LONG PUNT RETURN	0	Howard (09/10/2022)



**2022-23 South Fla. Football
Individual Game Highs
All games**

South Fla. - Individual Game Highs

RUSHES	10	Jaren Mangham vs BYU (09/03/2022)
YARDS RUSHING	105	Brian Battie vs Howard (09/10/2022)
TD RUSHES	2	Michel Dukes vs Howard (09/10/2022)
	2	Jaren Mangham vs Howard (09/10/2022)
LONG RUSH	60	Brian Battie vs Howard (09/10/2022)
PASS ATTEMPTS	30	Gerry Bohanon vs BYU (09/03/2022)
PASS COMPLETIONS	17	Gerry Bohanon vs Howard (09/10/2022)
	17	Gerry Bohanon vs BYU (09/03/2022)
YARDS PASSING	219	Gerry Bohanon vs Howard (09/10/2022)
TD PASSES	none	
LONG PASS	50	Gerry Bohanon vs BYU (09/03/2022)
RECEPTIONS	7	Xavier Weaver vs Howard (09/10/2022)
YARDS RECEIVING	113	Xavier Weaver vs BYU (09/03/2022)
TD RECEPTIONS	none	
LONG RECEPTION	50	Xavier Weaver vs BYU (09/03/2022)
PUNTS	4	Andrew Stokes vs BYU (09/03/2022)
PUNTING AVG	41.7	Andrew Stokes vs Howard (09/10/2022)
LONG PUNT	52	Andrew Stokes vs Howard (09/10/2022)
	52	Andrew Stokes vs BYU (09/03/2022)
PUNTS INSIDE 20	1	Andrew Stokes vs BYU (09/03/2022)
LONG PUNT RETURN	8	Xavier Weaver vs Howard (09/10/2022)
LONG KICKOFF RETURN	89	Jimmy Horn Jr. vs BYU (09/03/2022)
TACKLES	10	Mekhi LaPointe vs BYU (09/03/2022)
SACKS	1	Keeon Terrell vs Howard (09/10/2022)
	1	Jonathan Ross vs Howard (09/10/2022)
	1	Jaelen Stokes vs Howard (09/10/2022)
	1	Jatorian Hansford vs BYU (09/03/2022)
TACKLES FOR LOSS	2	Tramel Logan vs BYU (09/03/2022)
	2	Dwayne Boyles vs BYU (09/03/2022)



**2022-23 South Fla. Football
Opponent Individual Match Highs
All games**

Opponent - Individual Game Highs

RUSHES	13	Christopher Brooks vs BYU (09/03/2022)
YARDS RUSHING	135	Christopher Brooks vs BYU (09/03/2022)
TD RUSHES	2	Puka Nacua vs BYU (09/03/2022)
LONG RUSH	75	Puka Nacua vs BYU (09/03/2022)
PASS ATTEMPTS	37	Quinton Williams vs Howard (09/10/2022)
PASS COMPLETIONS	28	Quinton Williams vs Howard (09/10/2022)
YARDS PASSING	261	Jaren Hall vs BYU (09/03/2022)
TD PASSES	2	Jaren Hall vs BYU (09/03/2022)
LONG PASS	22	Quinton Williams vs Howard (09/10/2022)
	22	Jaren Hall vs BYU (09/03/2022)
RECEPTIONS	5	Antoine Murray vs Howard (09/10/2022)
	5	Richie Ibarra vs Howard (09/10/2022)
	5	Ian Wheeler vs Howard (09/10/2022)
YARDS RECEIVING	50	Antoine Murray vs Howard (09/10/2022)
TD RECEPTIONS	1	Keanu Hill vs BYU (09/03/2022)
	1	Dallin Holker vs BYU (09/03/2022)
LONG RECEPTION	22	Matthew McDonald vs Howard (09/10/2022)
	22	Puka Nacua vs BYU (09/03/2022)
FIELD GOALS	2	Jacob Oldroyd vs BYU (09/03/2022)
LONG FIELD GOALS	39	Jacob Oldroyd vs BYU (09/03/2022)
PUNTS	3	Phillip Richards vs Howard (09/10/2022)
PUNTING AVG	39.0	Phillip Richards vs Howard (09/10/2022)
LONG PUNT	50	Phillip Richards vs Howard (09/10/2022)
PUNTS INSIDE 20	2	Phillip Richards vs Howard (09/10/2022)
	2	Ryan Rehkow vs BYU (09/03/2022)
LONG PUNT RETURN	7	Talmage Gunther vs BYU (09/03/2022)
LONG KICKOFF RETURN	19	Talmage Gunther vs BYU (09/03/2022)
TACKLES	11	Kenny Gallop vs Howard (09/10/2022)
SACKS	1	Jacob Boren vs BYU (09/03/2022)
TACKLES FOR LOSS	1	Robert Jones III vs Howard (09/10/2022)
	1	Kenny Gallop vs Howard (09/10/2022)
	1	Cameron Dyson vs Howard (09/10/2022)
	1	Jacob Boren vs BYU (09/03/2022)
INTERCEPTIONS	1	Robert Jones III vs Howard (09/10/2022)
	1	Max Tooley vs BYU (09/03/2022)



2022-23 South Fla. Football
Individual Statistics
All games

Rushing

Player	gp	att	gain	loss	net	avg	td	lg	avg/g
Jaren Mangham	2	17	68	1	67	3.9	3	20	33.5
Brian Battie	2	10	119	0	119	11.9	2	60	59.5
Michel Dukes	2	8	58	1	57	7.1	2	28	28.5
Gerry Bohanon	2	6	37	0	37	6.2	0	13	18.5
Mychael Hamilton	2	6	19	1	18	3.0	0	12	9.0
K'wan Powell	1	2	3	0	3	1.5	1	2	3.0
Jason Albritton	1	2	9	0	9	4.5	0	5	9.0
Yasias Young	1	1	4	0	4	4.0	0	4	4.0
Jimmy Horn Jr.	2	1	12	0	12	12.0	0	12	6.0
Total	2	53	329	3	326	6.2	8	60	163.0
Opponents	2	77	547	67	480	6.2	6	75	240.0

Punt Returns

Player	no.	yds	avg	td	lg
Sean Atkins	1	6	6.0	0	6
Xavier Weaver	1	8	8.0	0	8
Total	2	14	7.0	0	8
Opponents	1	7	7.0	0	7

Interceptions

Player	no.	yds	avg	td	lg
Mekhi LaPointe	1	12	12.0	0	12
Jayden Curry	1	0	0.0	0	0
Total	2	12	6.0	0	12
Opponents	2	2	1.0	1	2

Passing

Player	gp	effic	comp-att-int	pct	yds	td	lg	avg/g
Gerry Bohanon	2	108.4	34-58-2	58.6	391	0	50	195.5
Total	2	108.4	34-58-2	58.6	391	0	50	195.5
Opponents	2	142.8	53-69-2	76.8	511	2	22	255.5

Kick Returns

Player	no.	yds	avg	td	lg
Brian Battie	9	170	18.9	0	38
Jimmy Horn Jr.	2	121	60.5	1	89
Michel Dukes	1	31	31.0	0	31
Total	12	322	26.8	1	89
Opponents	1	19	19.0	0	19

Receiving

Player	gp	no.	yds	avg	td	lg	avg/g
Xavier Weaver	2	12	170	14.2	0	50	85.0
Jaren Mangham	2	4	24	6.0	0	10	12.0
Jimmy Horn Jr.	2	4	62	15.5	0	29	31.0
Gunnar Greenwald	2	4	37	9.3	0	16	18.5
Ajou Ajou	1	2	9	4.5	0	5	9.0
Brian Battie	2	2	10	5.0	0	5	5.0
Chris Carter	2	1	6	6.0	0	6	3.0
Sean Atkins	2	1	8	8.0	0	8	4.0
Michel Dukes	2	1	3	3.0	0	3	1.5
Khafre Brown	2	1	19	19.0	0	19	9.5
Omarion Dollison	2	1	39	39.0	0	39	19.5
Holden Willis	2	1	4	4.0	0	4	2.0
Total	2	34	391	11.5	0	50	195.5
Opponents	2	53	511	9.6	2	22	255.5

Fumble Returns

Player	no.	yds	avg	td	lg
Rashawn Yates	1	0	0.0	0	0
Jayden Curry	1	0	0.0	0	0
Total	2	0	0.0	0	0
Opponents	0	0	0.0	0	0



**2022-23 South Fla. Football
Individual Statistics
All games**

Scoring

Player	td	fg	PAT				dxp	saf	pts
			kick	rush	rcv	pass			
Jaren Mangham	3	-	-	-	-	-	-	-	18
Michel Dukes	2	-	-	-	-	-	-	-	12
Brian Battie	2	-	-	-	-	-	-	-	12
Spencer Shrader	-	0-1	9-9	-	-	-	-	-	9
Jimmy Horn Jr.	1	-	-	-	-	-	-	-	6
K'wan Powell	1	-	-	-	-	-	-	-	6
Total	9	0-1	9-9	0	0	0	0	0	63
Opponents	9	2-3	8-8	0	0	0	0	1	70

Field Goals

Player	fg	pct.	01-19	20-29	30-39	40-49	50-99	lg	blk
Spencer Shrader	0-1	0.0	0-0	0-0	0-0	0-0	0-1	0	0
Opponents	2-3	66.7	0-0	0-0	2-2	0-0	0-1	39	0

FG Sequence

Team Name	South Fla.	Opponents
Howard	54	50
BYU		(39),(37)

Numbers in (parentheses) indicate field goal was made

Total Offense

Player	g	plays	rush	pass	total	avg/g
Gerry Bohanon	2	64	37	391	428	214.0
Brian Battie	2	10	119	0	119	59.5
Jaren Mangham	2	17	67	0	67	33.5
Michel Dukes	2	8	57	0	57	28.5
Mychael Hamilton	2	6	18	0	18	9.0
Jimmy Horn Jr.	2	1	12	0	12	6.0
Jason Albritton	1	2	9	0	9	9.0
Yasias Young	1	1	4	0	4	4.0
K'wan Powell	1	2	3	0	3	3.0
Total	2	111	326	391	717	358.5
Opponents	2	146	480	511	991	495.5

Punting

Player	no.	yds	avg	lg	tb	fc	i20	50+	blk
Andrew Stokes	7	289	41.3	52	1	3	1	2	0
Total	7	289	41.3	52	1	3	1	2	0
Opponents	5	189	37.8	50	0	1	4	1	0

Kickoffs

Player	no.	yds	avg	tb	ob	retn	net	ydln
Spencer Shrader	12	789	65.8	10	0			
Total	12	789	65.8	10	0	1	41.3	23
Opponents	13	714	54.9	0	0	12	30.2	34

All Purpose

Player	g	rush	rcv	pr	kr	ir	total	avg/g
Brian Battie	2	119	10	0	170	0	299	149.5
Jimmy Horn Jr.	2	12	62	0	121	0	195	97.5
Xavier Weaver	2	0	170	8	0	0	178	89.0
Jaren Mangham	2	67	24	0	0	0	91	45.5
Michel Dukes	2	57	3	0	31	0	91	45.5
Omarion Dollison	2	0	39	0	0	0	39	19.5
Gunnar Greenwald	2	0	37	0	0	0	37	18.5
Gerry Bohanon	2	37	0	0	0	0	37	18.5
Khafre Brown	2	0	19	0	0	0	19	9.5
Mychael Hamilton	2	18	0	0	0	0	18	9.0
Sean Atkins	2	0	8	6	0	0	14	7.0
Mekhi LaPointe	2	0	0	0	0	12	12	6.0
Ajou Ajou	1	0	9	0	0	0	9	9.0
Jason Albritton	1	9	0	0	0	0	9	9.0
Chris Carter	2	0	6	0	0	0	6	3.0
Holden Willis	2	0	4	0	0	0	4	2.0
Yasias Young	1	4	0	0	0	0	4	4.0
K'wan Powell	1	3	0	0	0	0	3	3.0
Total	2	326	391	14	322	12	1065	532.5
Opponents	2	480	511	7	19	2	1019	509.5



**2022-23 South Fla. Football
Combined Team Statistics
All games**

Team Results

Date	Opponent		Score	Att.
09/03/2022	BYU	L	21-50	31521
09/10/2022	Howard	W	42-20	28554

Game Records

Record	Overall	Home	Away	Neutral
ALL GAMES	1-1	1-1	0-0	0-0
CONFERENCE	0-0	0-0	0-0	0-0
NON-CONFERENCE	1-1	1-1	0-0	0-0

Rushing

Player	gp	att	gain	loss	net	avg	td	lg	avg/g
Brian Battie	2	10	119	0	119	11.9	2	60	59.5
Jaren Mangham	2	17	68	1	67	3.9	3	20	33.5
Michel Dukes	2	8	58	1	57	7.1	2	28	28.5
Gerry Bohanon	2	6	37	0	37	6.2	0	13	18.5
Mychael Hamilton	2	6	19	1	18	3.0	0	12	9.0
Jimmy Horn Jr.	2	1	12	0	12	12.0	0	12	6.0
Jason Albritton	1	2	9	0	9	4.5	0	5	9.0
Yasias Young	1	1	4	0	4	4.0	0	4	4.0
K'wan Powell	1	2	3	0	3	1.5	1	2	3.0
Total	2	53	329	3	326	6.2	8	60	163.0
Opponents	2	77	547	67	480	6.2	6	75	240.0

Passing

Player	gp	effic	comp-att-int	pct	yds	td	lg	avg/g
Gerry Bohanon	2	108.4	34-58-2	58.6	391	0	50	195.5
Total	2	108.4	34-58-2	58.6	391	0	50	195.5
Opponents	2	142.8	53-69-2	76.8	511	2	22	255.5

Receiving

Player	gp	no.	yds	avg	td	lg	avg/g
Xavier Weaver	2	12	170	14.2	0	50	85.0
Jaren Mangham	2	4	24	6.0	0	10	12.0
Jimmy Horn Jr.	2	4	62	15.5	0	29	31.0
Gunnar Greenwald	2	4	37	9.3	0	16	18.5
Ajou Ajou	1	2	9	4.5	0	5	9.0
Brian Battie	2	2	10	5.0	0	5	5.0
Chris Carter	2	1	6	6.0	0	6	3.0
Sean Atkins	2	1	8	8.0	0	8	4.0
Michel Dukes	2	1	3	3.0	0	3	1.5
Khafre Brown	2	1	19	19.0	0	19	9.5
Omarion Dollison	2	1	39	39.0	0	39	19.5
Holden Willis	2	1	4	4.0	0	4	2.0
Total	2	34	391	11.5	0	50	195.5
Opponents	2	53	511	9.6	2	22	255.5

Team Statistics

	USF	OPP
First Downs	32	51
Rushing	12	20
Passing	17	29
Penalty	3	2
Rushing Yardage	326	480
Rushing attempts	53	77
Average per rush	6.2	6.2
Average per game	163.0	240.0
TDs Rushing	8	6
Passing Yardage	391	511
Comp-Att-Int	34-58-2	53-69-2
Average per pass	6.7	7.4
Average per catch	11.5	9.6
Average per game	195.5	255.5
TDs Passing	0	2
Total offense	717	991
Average per play	6.5	6.8
Average per game	358.5	495.5
Kick returns: #-Yards	12-322	1-19
Punt returns: #-Yards	2-14	1-7
Int returns: #-Yards	2-12	2-2
Fumbles-Lost	1-0	3-2
Penalties-Yards	6-65	9-78
Punts-Avg	7-41.3	5-37.8
Time of possession / game	23:10	36:49
3rd-down conversion	5/20	16/30
4rd-down conversion	3/5	2/4
PAT-attempts	(9-9) 100%	(8-8) 100%
2-point conversion-attempts	(0-0) 0%	(0-1) 0%

Interceptions

Player	no.	yds	avg	td	lg
Mekhi LaPointe	1	12	12.0	0	12
Jayden Curry	1	0	0.0	0	0
Total	2	12	6.0	0	12
Opponents	2	2	1.0	1	2



**2022-23 South Fla. Football
Combined Team Statistics
All games**

Field Goals

Player	fg	pct.	01-19	20-29	30-39	40-49	50-99	lg	blk
Spencer Shrader	0-1	0.0	0-0	0-0	0-0	0-0	0-1	0	0
Opponents	2-3	66.7	0-0	0-0	2-2	0-0	0-1	39	0

Scoring

Player	td	fg	PAT						pts
			kick	rush	rcv	pass	dxp	saf	
Jaren Mangham	3	-	-	-	-	-	-	-	18
Michel Dukes	2	-	-	-	-	-	-	-	12
Brian Battie	2	-	-	-	-	-	-	-	12
Spencer Shrader	-	0-1	9-9	-	-	-	-	-	9
Jimmy Horn Jr.	1	-	-	-	-	-	-	-	6
K'wan Powell	1	-	-	-	-	-	-	-	6
Total	9	0-1	9-9	0	0	0	0	0	63
Opponents	9	2-3	8-8	0	0	0	0	1	70

Score by Periods

Team	1st	2nd	3rd	4th	OT	TOT
South Fla.	0	21	28	14	0	63
Opponents	35	10	16	9	0	70

Punting

Player	no.	yds	avg	lg	tb	fc	i20	50+	blk
Andrew Stokes	7	289	41.3	52	1	3	1	2	0
Total	7	289	41.3	52	1	3	1	2	0
Opponents	5	189	37.8	50	0	1	4	1	0

Punt Returns

Player	no.	yds	avg	td	lg
Sean Atkins	1	6	6.0	0	6
Xavier Weaver	1	8	8.0	0	8
Total	2	14	7.0	0	8
Opponents	1	7	7.0	0	7

Kick Returns

Player	no.	yds	avg	td	lg
Brian Battie	9	170	18.9	0	38
Jimmy Horn Jr.	2	121	60.5	1	89
Michel Dukes	1	31	31.0	0	31
Total	12	322	26.8	1	89
Opponents	1	19	19.0	0	19

All Purpose

Player	g	rush	rcv	pr	kr	ir	total	avg/g
Brian Battie	2	119	10	0	170	0	299	149.5
Jimmy Horn Jr.	2	12	62	0	121	0	195	97.5
Xavier Weaver	2	0	170	8	0	0	178	89.0
Jaren Mangham	2	67	24	0	0	0	91	45.5
Michel Dukes	2	57	3	0	31	0	91	45.5
Omarion Dollison	2	0	39	0	0	0	39	19.5
Gunnar Greenwald	2	0	37	0	0	0	37	18.5
Gerry Bohanon	2	37	0	0	0	0	37	18.5
Khafre Brown	2	0	19	0	0	0	19	9.5
Mychael Hamilton	2	18	0	0	0	0	18	9.0
Sean Atkins	2	0	8	6	0	0	14	7.0
Mekhi LaPointe	2	0	0	0	0	12	12	6.0
Ajou Ajou	1	0	9	0	0	0	9	9.0
Jason Albritton	1	9	0	0	0	0	9	9.0
Chris Carter	2	0	6	0	0	0	6	3.0
Holden Willis	2	0	4	0	0	0	4	2.0
Yasias Young	1	4	0	0	0	0	4	4.0
K'wan Powell	1	3	0	0	0	0	3	3.0
Total	2	326	391	14	322	12	1065	532.5
Opponents	2	480	511	7	19	2	1019	509.5

Total Offense

Player	g	plays	rush	pass	total	avg/g
Gerry Bohanon	2	64	37	391	428	214.0
Brian Battie	2	10	119	0	119	59.5
Jaren Mangham	2	17	67	0	67	33.5
Michel Dukes	2	8	57	0	57	28.5
Mychael Hamilton	2	6	18	0	18	9.0
Jimmy Horn Jr.	2	1	12	0	12	6.0
Jason Albritton	1	2	9	0	9	9.0
Yasias Young	1	1	4	0	4	4.0
K'wan Powell	1	2	3	0	3	3.0
Total	2	111	326	391	717	358.5
Opponents	2	146	480	511	991	495.5

Team Defense



2022-23 South Fla. Football
 Combined Team Statistics
 All games

##	Player	gp	Tackles				tfl/yds	Sacks no-yds	Pass defense			Fumbles		blkd	
			ua	a	tot				int-yds	brup	qbh	fr-yds	ff	kick	saf
22	Mekhi LaPointe	2	12	2	14	.	.	1-12	
8	DJ Gordon IV	2	8	4	12	1.5-1		
11	Dwayne Boyles	2	9	3	12	2-2	.	.	.	1	.	.	.		
15	Jayden Curry	2	6	4	10	.	.	1-0	.	.	1-0	.	.		
2	TJ Robinson	2	7	3	10	0.5-1		
90	Rashad Cheney Jr.	2	4	5	9	0.5-1		
13	Tramel Logan	2	7	2	9	2-8	.	.	1		
33	Timarcus Simpson	2	5	.	5	1-21	1	.		
21	Jaelen Stokes	2	3	2	5	1-5	1-5		
28	Jatorian Hansford	2	5	.	5	2-3	1-1	2	.		
9	Aamaris Brown	2	4	1	5	.	.	.	1		
23	Davon Hicks	2	3	2	5	1.5-6		
0	Daquan Evans	1	2	2	4		
7	Will Jones II	2	3	1	4	1-4		
40	Jason Vaughn	2	3	1	4	1-4		
5	Antonio Grier	2	1	2	3		
29	Brian Norris	2	2	1	3		
17	Jhalyn Shuler	2	1	2	3	1-3		
99	Darrien Grant	2	1	2	3		
34	Joshua Green	2	1	2	3	1-3		
16	Eddie Kelly	2	1	1	2	.	.	.	1		
1	Matthew Hill	1	1	1	2		
10	Nick Bags	2	.	2	2		
24	Mac Harris	2	.	1	1		
4	Omarion Dollison	2	1	.	1		
4	Christian Williams	1	1	.	1		
94	Keeon Terrell	1	1	.	1	1-5	1-5		
6	Rashawn Yates	2	1	.	1	1-0	.	.		
19	Jonathan Ross	2	1	.	1	1-7	1-7		
	Totals	2	98	46	144	18-74	4-18	2-12	3	1	2-0	3	0	0	
	Opponents	2	69	46	115	5-6	1-0	2-2	4	1	0-0	0	0	1	