



@USFFOOTBALL

SEPT. 6, 2022

UNIVERSITY OF SOUTH FLORIDA BULLS FOOTBALL

TAMPA, FLORIDA

26TH SEASON • 15 WINNING SEASONS • 10 BOWL GAMES • 6 BOWL VICTORIES • 30 NFL DRAFT PICKS • 15 ALL-AMERICA SELECTIONS • REACHED NO. 2 RANKING IN 2007

2022 USF GAME NOTES

GAME 2 • HOWARD

USF DRIVE STARTERS

- Howards coaches Scott, Lamar, Hargreaves and Douglas bring significant USF ties in return to Tampa
WR Weaver posts career-best 113 yards in opener, moves into top 15 on USF career charts.
KR Horn delivers first career kickoff return TD in opener with 89-yard return - 4th for Bulls in 8 games.
The Bulls appear on nine national award watch lists, the program's most since appearing on 14 to start the 2017 season following a 11-2 campaign in 2016.
USF will take the field with 30 four-year college transfers on the roster, 24 projected in the two-deep.
LB Grier - 2021 team leader in tackles, sacks, TFL, INT and QB hurries - misses most of game 1 with injury.
DE Logan adds 17 pounds in offseason, posts career best 2 TFL in opener vs. BYU.

USF STAT LEADERS

RUSHING: Mangham: 10 carries, 39 yds, 1 TD
PASSING: Bohanon: 172 yards, 17-30 (56%), 0 TD, 1 INT
RECEIVING: Weaver: 5 rec., 113 yds, 0 TD, 17.4 ypc
SCORING: Battie, Horn, Mangham - 6 pts (1 TD)
TACKLES: LaPointe, 10
TFL: Boyles & Logan, 2.0
SACKS: Hansford, 1.0
INT: LaPointe: 1
CAPTAINS: Game by Game

USF RADIO NETWORK

FLAGSHIP: 102.5 FM & 102.5-HD2 (BAY AREA)
TUNEIN RADIO (DIGITAL) - BULLS UNLIMITED
Jim Louk, play-by-play Joey Johnston, analyst
Ryan Urquhart, sideline
PREGAME SHOW (2 HRS PRIOR TO KICK)
Jim Lighthall & Derek Sharp
USF FOOTBALL RADIO SHOW
Wednesdays, 6-7 p.m. on 102.5 HD-2 & Bulls Unlimited

FIND US ON SOCIAL MEDIA

Twitter: @USFFOOTBALL, @Coach_JeffScott
Instagram: USFFOOTBALL
Facebook: facebook.com/SouthFloridaFootball
#GoBulls; #HornsUp; #US2F

USF ATHLETIC COMMUNICATIONS

4202 E. Fowler Ave., ATH 100, Tampa, FL 33620
OFFICE: 813-974-2125 WEB: GoUSFBulls.com
Brian Siegrist, Associate AD for Communications
O: (813) 974-4086 | C: (813)-293-3897 | siegrist@usf.edu
Dave Albrecht, Asst. Director of Communications
O: (813) 974-7099 | C: 561-525-4997 | Albrecht25@usf.edu

USF (0-1; 0-0 American) vs. HOWARD (0-2; 0-0 MEAC)
Saturday, Sept. 10 • 7:00 P.M. • Raymond James Stadium (69,457) • Tampa, Fla.

SURFACE: Bermuda grass
TV: ESPN+: Richard Cross (PXP) & Leger
Douzable (Analyst)
RADIO: 102.5 FM/102.5 HD2
AUDIO STREAM: TuneIn - Bulls Unlimited 1
SERIES: First meeting
IN TAMPA: NA
IN WASHINGTON DC: NA
LAST: NA
Vs. MEAC: 5-0



USF bulls
RANKINGS (CFP/AP/COACHES):-/-
HEAD COACH: Jeff Scott (Clemson, '03)
RECORD AT USF:3-19 (3rd)
CAREER RECORD: Same



HOWARD bison
RANKINGS:-/-
HEAD COACH: Larry Scott
RECORD AT HOWARD:3-12 (3rd)
CAREER RECORD:7-14 (interim at Miami)

@USFFOOTBALL @COACH_JEFFSCOTT @USFATHLETICS #HORNSUP #GOBULLS #US2F

2022 SCHEDULE

Table with 5 columns: DATE, OPPONENT, KICK TIME (ET), TV/RADIO, NOTABLE. Lists games from Sept 3 to Nov 25/26.

BULLS WELCOME RETURN OF THEIR OWN TO TAMPA

When the Bulls and Bison meet for the first time ever, it will mark a homecoming for four Howard coaches. Bison Head Coach Larry Scott was a member of USF's original team, playing offensive tackle for the Bulls from 1997-99. The 2000 USF graduate went on to serve on the Bulls' coaching staff from 2005-12, helping USF reach six-straight bowl games and climb to the No. 2 national ranking in 2007.

■ EXPLOSIVE SPECIAL TEAMS: Jimmy Horn Jr.'s 89-yard kickoff return for a touchdown to start the second half in the Bulls' season opening loss to BYU marked USF's fourth kickoff return for a touchdown in the last eight games. Brian Battie led the nation and earned Consensus All-America honors in 2021 after posting three.

■ WEAVER CLIMBS CHARTS: Junior wide receiver Xavier Weaver led USF with 715 receiving yards in 2021, the fifth-best season in program history, and posted a career-best 113 yards on five catches in the season-opener, moving him into 14th all-time on the career receiving chart with 1,130 yards. A season similar to last year would move him into the top four all-time at USF and he currently stands 1,006 yards behind all-time leader Andre Davis (2,136, 2011-14).

USF QUICK FACTS

HEAD COACH JEFF SCOTT

Years Coached: _____ 3rd at USF
Alma Mater: _____ Clemson, '03; wide receiver
Career Record: _____ 3-19 (3rd)
Record at USF: _____ 3-19 (3rd)
American Conf. Record: _____ 1-14 (3rd)
Career Bowl Record: _____ NA

USF COACHING STAFF (game location)

Bob Shoop (**Field**) Defensive Coordinator/Safeties
 Travis Trickett (**Press Box**) Offensive Coordinator/QBs
 Allen Mogridge (**Field**) Asst. Head Coach/Off. Line
 Daniel Da Prato (**Field**) Special Teams Coord.
 Ernie Sims (**Field**) Co-Def. Coord./Linebackers
 Cam Aiken (**Press Box**) Running Backs/Run Game
 Bobby Bentley (**Field**) Wide Receivers/Pass Game
 George Barlow (**Press Box**) Cornerbacks
 Da'Quan Bowers (**Field**) Defensive Line
 Xavier Dye (**Field**) Tight Ends/Recruiting Coord.
 AJ Artis (**Field**) Strength & Conditioning
Analysts: Chad Morris, Sawyer Jordan, Steven Koch, Bryce Suber, Rueben Wright
Graduate Asst.: Deveonte Mackey, Thad Mangum, Jay Shoop, Aaron Winchester

IN THE PRESS BOX

OFFENSE: Travis Trickett. & Cam Aiken

DEFENSE: George Barlow

UNIVERSITY QUICK FACTS

Location: Tampa, Fla. **Enrollment:** 50,830
Nickname: Bulls **Colors:** Green & Gold
Conference: American Athletic
President: Rhea Law
Athletic Director: Michael Kelly
Football Office Phone: 813-974-7170

TEAM OVERVIEW

2021 Overall Record: 2-10
2021 American Athletic Record: 1-7
Last Bowl Game: 2018 Gasparilla (Lost)
Starters Returning/Lost: 19/5
Offense: 9/2 **Defense:** 8/3
Special Teams: 2/0
Lettermen Returning/Lost: 46/22
Offense: 24/8 **Defense:** 19/13
Special Teams: 3/2

FOOTBALL HISTORY

First Year: 1997
First Year in FBS: 2000
Record (years): 160-138 (26th season)
FBS Record (years): 140-125 (23rd season)
Bowl Appearances/Record: 10 (6-4)
Last Bowl Appearance: 2018 Gasparilla Bowl (L)
First Team All-Americans: 7
First Team All-Conference: 32

STADIUM INFORMATION

Name: Raymond James Stadium
Capacity: 69,457 **Surface:** Tifway Bermuda 419
Record At Ray Jay: 95-55 (.633)

THE PROGRAM

In its 26th season and 23rd at the FBS level, USF Football has made 10 bowl appearances, including a string of four straight (2015-18) and every season between 2005-10 (6 straight). USF has won six bowl games and produced 15 All-America selections, 30 NFL Draft picks and reached the No. 2 ranking in the Associated Press Poll in 2007.

LAST TIME OUT

DELAYED SEASON-OPENER ENDS IN 50-21 LOSS TO BYU

USF and BYU had to wait an extra 2:36 to kickoff the 2022 season as inclement weather delayed a scheduled 4 p.m. at Raymond James Stadium to 6:36 p.m. with lightning in the Bay Area. The teams took the field to 31,521 enthusiastic fans, but BYU quickly turned them silent, using their first offensive possession for a 75-yard, jet-sweep touchdown by wide receiver Puka Nacua .BYU built a 28-0 lead in the first quarter after a strong performance from their offense as the Bulls offense struggled to get first downs. Following the big strike on the opening possession, BYU quarterback Jaren Hall drove the Cougars 65 and 82-yards for two touchdowns sandwiched around a 33-yd pick-six by linebacker Max Tooley that gave BYU an early 28-0 lead. USF got the offense going on the last drive of the half as quarterback Gerry Bohanon, a Baylor transfer making his first start at USF, moved the Bulls 84 yards in eight plays, connecting with wide receiver Xavier Weaver for 71 of those yards.

- Weaver ended the night with his second career 100-yd game, posting 113 yards on five receptions.
- BYU out-gained USF 575 to 293 on the night, including 314 yards rushing.
- Jimmy Horn Jr. returned the opening kickoff of the second half 89 yards for a touchdown, the first of his career.
- Mekhi LaPointe led USF with 10 tackles and his sixth career interception.

STORY LINES

■ **Indoor Facility Nears Completion:** On Sept. 8, 2021 USF officially broke ground on a \$22 million Indoor Performance Facility on the site of the Bulls current turf practice field. The facility is set to open later this fall and followed on the heels of a \$3 million locker room renovation that opened prior to the start of the 2021 season.

■ **On-Campus Stadium Coming:** On Sept. 8, 2021, USF Board of Trustees Chair Will Weatherford told a gathered audience of nearly 300, "Bulls Nation deserves to have a stadium on this campus. There's a renowned author named Victor Hugo who once said, 'There's nothing more powerful than an idea whose time has come.' Our time has come. These student-athletes ... our 50,000 students ... the alumni, faculty and administration, they all deserve a stadium on this campus. I'm here to tell you we're going to do it." Since then, stadium planning has moved forward at a fast pace with a site identified on the east end of campus within the current Athletics District and on the site of the fields the first Bulls teams practiced on. Selection of a build/design firm is the next step coming this fall and the university has targeted 2026 for a stadium opening.

■ **Scott Begins Third Year:** The fifth head coach in program history, Jeff Scott begins his third season at the helm. He took the Bulls through just his second spring practice in March and April and had his first season with a complete year of offseason training under the Bulls belts since the COVID pandemic struck in 2020.

■ **Lots of Production Returns:** USF returns 10 starters on offense and eight on defense as well as its starting kicker and punter. According to ESPN's Bill Connelly, USF ranks fifth nationally returning 88 percent of its production from 2021.

■ **Roster Numbers (112 & 21):** The Bulls opened spring practice with 112 Bulls on campus participating, including 21 early enrollees from the Class of 2022, the largest number of early enrollees to compete in spring drills in program history. Among those arriving on campus in January were 13 FBS transfers.

■ **D-Line Rebuild:** The Bulls return their top six tacklers on defense, but lost four primary players on the defensive line, including 28 starts in 2021 and a total of 75 career starts. However, the unit generated just 20.5 TFL and six sacks in 2021. The Bulls added 12 defensive linemen in 2022, including transfers Nick Bags (Temple), Rashad Cheney (Minnesota), Jatorian Hansford (Missouri), and Jonathan Ross (Bowie State), high school recruits in four-star defensive end Michael Williams II, Eddie Kelly and Jacquez Williams and 6-9, 286-pound former USF basketball player Bayron Matos. Seniors Rashawn Yates (an Athlon 4th team All-AAC pick in 2021) and Darrien Grant, junior Jason Vaughn and sophomore Tramel Logan anchor the returners.

■ **New Coordinators:** The Bulls will be installing schemes from two new coordinators. Defensive coordinator Bob Shoop joined the Bulls in December and brings 17 seasons of coordinator experience – including stops at Mississippi State, Tennessee, Penn State and Vanderbilt. Offensive coordinator Travis Trickett joined the Bulls in January - leaving his alma mater West Virginia after three seasons. He has seven seasons of offensive coordinator experience under his belt, most recently at FAU and Georgia State. Scott also welcomed former Arkansas and SMU head coach and Clemson offensive coordinator Chad Morris as a senior offensive analyst in the summer.

■ **Senior Linebackers:** Senior linebackers Dwayne Boyles Jr. and Antonio Grier Jr. have led USF in tackles, TFL and sacks in the last three seasons, including posting 68 and 92 tackles, respectively, last year. They are the leaders and anchors of the USF defense as they bring a combined 55 starts and 416 tackles, 43.5 TFL and 13 sacks into their senior seasons. They will have the most competition and depth behind them in their careers with the addition of Minnesota transfer DJ Gordon and Coffeyville CC transfer Jhalyn Shuler.

■ **Veteran O-Line Provides Foundation:** All five starters return on the offensive line - LT Donovan Jennings (312), LG Demetris Harris (315), C Brad Cecil (294), RG Dustyn Hall (303) and RT Demontrey Jacobs (315) – return representing a combined 136 career starts. Jennings, Harris and Cecil have started alongside each other for the past four seasons and each bring at least 31 starts into 2022 with Harris (41) and Cecil (38) leading all Bulls returners in career starts. The unit gave up just 25 sacks in 2021 and led a program-record 421-yard rushing effort at Temple. Allen Mogridge returns as offensive line coach for the third year, the longest tenured offensive line coach at USF since Steve Shankweiler served 2010-12.

■ **Deep Secondary:** Five players that started a least four games in 2021 return in the secondary, including senior captain Mekhi LaPointe (21 career starts) and junior corner Daquan Evans (12 career starts). Safeties Matthew Hill and TJ Robinson and cornerback Christian Williams all saw significant starts and time in 2021 and will be joined by the return of safety Will Jones, who missed 2021 with a knee injury. The Bulls also added impact players in the 2022 Class to the secondary, including transfers Aamaris Brown (Kansas State) and Ray Thornton (Clemson).

■ **Strong Running Back Room:** The Bulls return their top four rushers from 2021 and 93 percent of their rushing yards and 24 of their 25 rushing TDs from 2021. Senior Jaren Mangham led the Bulls with 671 yards and 15 TD, while Kelley Joiner and Brian Battie both ran for more than 300 yards and all contributed to a program rushing record of 421 yards vs. Temple last season. That group is bolstered by the return of freshman K'Wan Powell from injury and the additions of Clemson transfer Michel Dukes (a top 50 running back out of high school) and freshman Jason Albritton.



#HORNSUP: USF ALL ACCESS

The USF football TV show follows head coach Jeff Scott and the Bulls inside the program with unique access and features. The show airs **Sunday nights at 9 p.m. on WTTA Great 38** in the Bay area and segments are posted throughout the week on USF Football social channels (Twitter, Facebook and Instagram) throughout the season.

NOTING THE OPPONENT: HOWARD

Howard University, located in Washington D.C., began playing football in 1893. The Bison, a member of the Mid-Eastern Athletic Conference, made history in 2017 by defeating Football Bowl Subdivision opponent UNLV, a 45.5-point favorite, 43-40. Howard was a five-time Black College National Champion (1920, 1925, 1926, 1993, 1996) and it won the MEAC in 1993.

■ Howard enters Saturday's game at 0-2 after defeats against Alabama State (23-13 in the MEAC/SWAC Challenge at Atlanta) and Hampton (31-28). Against Hampton, the Bison rallied with 22 fourth-quarter points, including a pair of touchdown passes in the last four minutes. Senior quarterback Quinton Williams had a career-high four touchdown passes, including a pair to 6-foot-7 tight end Christian Carter.

■ Howard was picked fifth in the MEAC's preseason poll. The Bison had five players named to the first-team All-MEAC — defensive back Kenny Gallop Jr., wide receiver Antoine Murray, defensive lineman Darren Brokenburr, offensive tackle Anim Dankwah and guard Darius Fox, while running back Jaret Hunter, return specialist Ian Wheeler and center Deshawn Ingram were named to the second team.

■ In 2021, Williams completed 176 of 301 passes for 2,353 yards and 16 touchdowns in leading the MEAC's second-best passing offense. Williams has his top two receivers returning — Murray (33 catches for 629 yards and seven touchdowns in 2021) and Matthew McDonald (20 catches for 288 yards and four touchdowns).

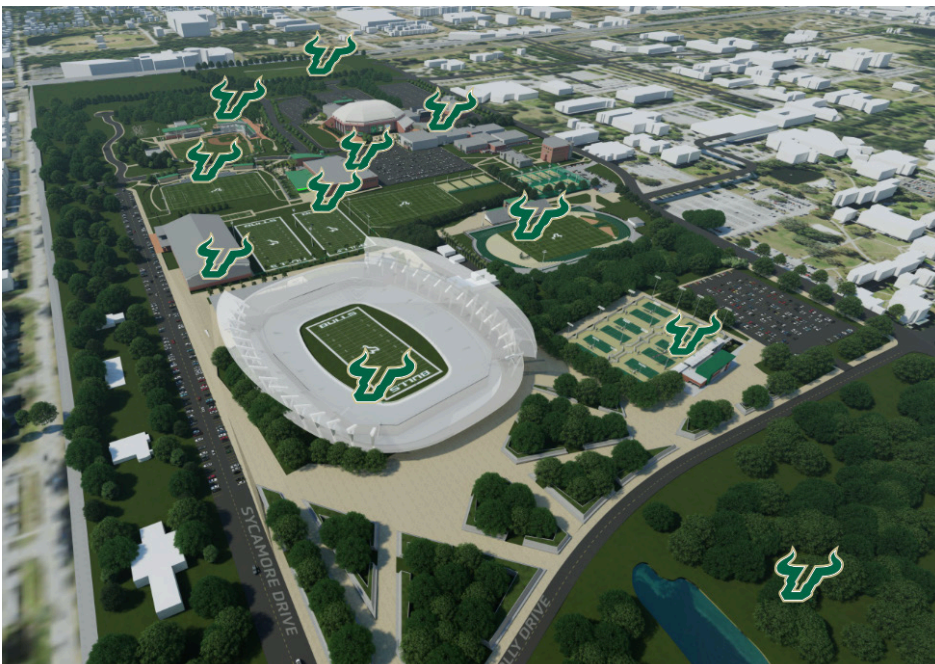
KELLY UNVEILS VISION FOR EXPANSION: Vice President of Athletics Michael Kelly announced the university's vision and commitment to continuing to provide an unparalleled student-athlete and unique fan experiences outlined in a Facilities Master Plan that includes additions and enhancements of facilities for all varsity athletic sports programs.

The vision for the future development of the USF Athletics district includes facility investments that have already been achieved in the last year, conceptual plans for many facilities currently in development, and highlights future initiatives in the beginning planning stages that will continue to evolve.

Many facility enhancements that are part of the plan have already been achieved in the last year or are nearing completion within the next year. These include a \$22-million Indoor Performance Facility set to open this fall; a \$3-million football locker room and office renovation completed last summer, a \$2-million television broadcast facility completed in 2020, a \$1-million resurfacing of the running surface at the USF Track & Field Stadium, installation of new hydrotherapy pools in the Lee Roy Selmon Center, and \$1.2-million in enhancements to The Corral for USF volleyball that include a new Taraflex floor, bleachers, nutrition bar, videoboard and roof among many enhancements.

New facility additions included in the plan include the addition of an on-campus football and lacrosse stadium by the 2026 season, a baseball and softball clubhouse, a tennis facility, a complete overhaul of the golf practice facility, and USF Track & Field Stadium additions of a new press box and video board. Plans for the recently announced Beach Volleyball program include building a new facility adjacent to the Yuengling Center and providing renovated coaches' offices and a locker room. Women's lacrosse will utilize a new locker room and coaches' offices in the Lee Roy Selmon Center and will begin play in Corbett Stadium before moving into the on-campus stadium.

Current facilities also slated for enhancement include the Lee Roy Selmon Athletics Center – which will include a complete renovation of the entrance lobby – and Corbett Soccer Stadium – which includes enhanced fan areas, a new video board and a new press box. Also planned is a renovation of the Muma Basketball Center lobby and other player areas.




AMERICAN CONFERENCE

| School | STANDINGS | | |
|---------------|-----------|---------|--------|
| | CONF | OVERALL | STREAK |
| 1. Houston | 0-0 | 1-0 | W1 |
| SMU | 0-0 | 1-0 | W1 |
| Tulane | 0-0 | 1-0 | W1 |
| UCF | 0-0 | 1-0 | W1 |
| 5. Memphis | 0-0 | 0-1 | L, 1 |
| Cincinnati | 0-0 | 0-1 | L, 1 |
| East Carolina | 0-0 | 0-1 | L, 1 |
| Tulsa | 0-0 | 0-1 | L, 1 |
| South Florida | 0-0 | 0-1 | L, 1 |
| Navy | 0-0 | 0-1 | L, 1 |
| Temple | 0-0 | 0-1 | L, 1 |



BAY AREA PRIDE

For the 2022 season, the Bulls added two new marks to their jerseys to display their pride in the great Bay area community. USF placed "Tampa Bay" across the back of its helmets and developed a new state of Florida patch that outlines the seven Bay area counties in green with the iconic "U" logo visible within them.



NEW RADIO PARTNER

USF Athletics finalized a three-year radio partnership agreement with COX Media Group that makes 100,000-watt 102.5 FM The Bone and its high-definition counterpart, 102.5 HD-2, the flagship stations for USF Football broadcasts starting this fall. Their 100,000-watt, over-the-air FM signal reaches from Pasco County in the north to Naples in the south and east to Orlando. USF – one of the first two universities in the nation to launch its own 24-hour, digital radio station – will continue to broadcast on its digital outlet, Bulls Unlimited, over the TuneIn app and other digital radio platforms. USF Football games will air live on 102.5 FM and also on its high-definition sister station 102.5 HD-2, which is available on most receivers made after 2016. The Bulls Unlimited digital radio station will continue to carry all USF football games and nearly all other USF Athletics radio broadcasts to a worldwide audience.



KICKOFF LUNCHEON SELLS OUT

The USF Football Kickoff Luncheon entered its third season in 2022 and sold out for the first time with more than 530 fans in attendance at Armature Works near the Hillsborough River in downtown Tampa.

#US2F: Coined by Jeff Scott upon his introduction as the fifth USF head coach on Dec. 9, 2019, United Start 2 Finish (#US2F) has become the hashtag and mantra for the football program and entire USF community calling on the entire thriving Bay area community to join the stampede to elevate the Bulls' athletic programs and university.



I FIRMLY BELIEVE THAT
IF WE COME TOGETHER
AND CREATE GREAT UNITY
THIS WILL BE THE START
OF THE BEST DECADE IN
UNIVERSITY OF
SOUTH FLORIDA
FOOTBALL
HISTORY!

25TH ANNIVERSARY SEASON

USF celebrated its 25th season of football in 2021 after the program hit the field in 1997 after an initial season of only practices and scrimmages in 1996. The University was founded in 1956 but didn't field a football team for another 41 years. After the first football feasibility meeting in 1991 and formal approval by the State Board of Regents in 1995, the Bulls debuted as a Division I-AA (Football Championship Subdivision) program on Sept. 6, 1997 with an 80-3 victory against NCAA Division II Kentucky Wesleyan at the old Tampa Stadium. When USF football debuted, the university's enrollment was 36,649 (it's now 50,830). USF's overall operating budget has advanced from \$500-million to \$1.857-billion during the 25-year football era, while USF's economic impact on the Tampa Bay region has gone from \$1.1-billion to \$4.4-billion.

USF FOOTBALL

| | |
|------------------------|------|
| Year Started | 1997 |
| Seasons Played | 25 |
| Head Coaches | 5 |
| Bowl Games/Wins | 10/6 |

BULLS FASTEST TO REACH TOP 10

■ In 2007, USF became the fastest program in the modern AP Poll Era to go from inception to a Top 10 national ranking as the Bulls were ranked No. 6 in the Week 5 AP Poll in just the program's 11th season. The Bulls would climb all the way to the No. 2 ranking two weeks later in Week 7 to become the fastest to reach a Top 5 ranking.

■ The Bull have reached a Top 25 ranking in seven seasons, including three straight (2016-18), and been ranked a total of 48 weeks, including 12 in the top 15.

FASTEST TO 150 WINS IN FLORIDA

With a victory over ECU in 2018, USF became the fastest Florida FBS program to reach 150 wins.

STATE OF FLORIDA FBS PROGRAMS

| School..... | Game Reached..... |
|------------------------------------|---------------------------------------|
| 150th Win/Games | |
| USF | 4th game of 2018150/255 (.588) |
| Florida..... | 1st game of 1937150/258 (.581) |
| Miami..... | 5th game of 1955150/267 (.562) |
| Florida St..... | 10th game of 1975150/292 (.513) |
| UCF | 9th game of 2005150/294 (.510) |
| FAU & FIU had not reached 150 wins | |

BEATING NATIONAL CHAMPIONSHIP PROGRAMS

USF has defeated 12 programs with an NCAA-recognized FBS national championship, including wins against Army, Auburn, BYU, Clemson, Florida State, Georgia Tech, Illinois, Miami, Notre Dame, Pittsburgh, Syracuse and TCU.

39 WAS FINE

Jeff Scott, now 41, turned 39 on Dec. 28, 2019, just weeks after accepting the USF job. His former position coach and head coach at Clemson, Dabo Swinney, was also 39 when he ascended to the head coaching job at Clemson, leaving his position as wide receivers coach, which he then tabbed Scott, who was a GA on the staff, to fill. Another notable 39-year-old first time head coach was Jim Leavitt, who left Bill Snyder's staff at Kansas State to begin the USF program as its first head coach in 1996 when he was 39.

THE SWINNEY TREE

Jeff Scott is the first true branch of the Dabo Swinney coaching tree and has followed a remarkably similar path. Swinney has led Clemson since 2008 and Scott was with him during the entire rise of the program to national dominance that saw five straight CFP appearances and two national titles in the final five years of Scott's tenure.

■ **Wide Receivers Coach Tradition:** Dabo Swinney was a walk-on wide receiver at Alabama and was hired by his Alabama position coach, Tommy Bowden, when Bowden got the head coaching job at Clemson. Scott was a three-year letterman wide receiver at Clemson and was coached by Swinney, who promoted him to his first primary FBS coaching position in 2008 to replace Swinney at wide receivers coach after Swinney became the head coach. Scott's first wide receivers coach on his USF staff was Xavier Dye, who played for Scott at Clemson, and is now coaching tight ends and serves as recruiting coordinator.

HUNTER CONNECTS TAMPA & CLEMSON

Jeff Scott and his wife, Sara, welcomed their first son on Aug. 10, 2020, as he joined sister, Savannah. The couple, who had spent most of the previous two decades in Clemson, S.C., decided to name their son Hunter in honor of stand-out Clemson wide receiver and now NFL receiver Hunter Renfrow, whom Scott coached at Clemson. The name was chosen as a symbolic connection between Clemson and Tampa. As many will remember, Renfrow caught the game-winning pass in the Tigers 2016 CFP National Championship win over Alabama in the corner of the end zone at Raymond James Stadium in Tampa. Scott called the game-winning play as co-offensive coordinator at the time and when he first arrived in Tampa upon being named USF head coach, he visited Raymond James Stadium and reenacted that play in the corner of the end zone.



**#BAYMADE
FOCUS ON CULTIVATING
HOMEGROWN TALENT**

Jeff Scott has focused USF's recruiting on the state of Florida and particularly the Bay area and its seven surrounding counties.

- USF's priority order for recruiting is: 1) the Bay area (100 mile radius); 2) the state of Florida (10 broken into geographic areas), 3) bordering and nearby states (GA, AL, SC, NC); 4) national.
- Within a 100-mile radius of Tampa there are 121 high schools. There are close to 100 Division I players recruited nationally from the area annually.
- Each USF coach is assigned 12 schools in Area (with one getting 13) as the Bulls build on the benefit of players being able to have their family involved in the program, see them play regularly, go home regularly and play for their city as well as the benefit of building their brand in a thriving metropolitan economic area of over 4 million people and numerous large businesses and professional opportunities.

- The 2022 Bulls' roster features 27 players from the Bay area, including 11 projected in the two deep to start the 2022 season.
- 76 of the players on USF's roster hail from the state of Florida. That represents 65 percent of the roster with Georgia (9) and South Carolina (6) being the next closest states in producing current Bulls.
- Among the Bay area standouts on the Bulls' 2022 roster are: running back Brian Battie, left tackle Donovan Jennings, guards Mike Lofton and Zach Perkins, cornerbacks Aamaris Brown and TJ Robinson, safeties Mekhi LaPointe and T-Mac Simpson, defensive linemen Darien Grant, linebacker DJ Gordon, and placekicker Spencer Shrader.



DID YOU KNOW?

✓ QB Gerry Bohanon

Academics shaped the life of Bohanon. His principal at Earle (Arkansas) High School was his

mother, Juanita. He often did homework on the bus rides to road games. He finished his undergraduate degree in 2 1/2 years at Baylor University.

✓ **WR Khafre Brown** Brown was named for the Egyptian king Khafre, who built the second largest pyramid of Giza during his 66-year reign, concluding somewhere around 2570 B.C. Brown's mother was intrigued after seeing a picture of Khafre's statue in a book. Brown does paintings for a hobby. He specializes in sunsets, usually in a beach or skyline setting. He picked up the hobby from his mother, who is an artist.

✓ **DT Rashad Cheney** After transferring from Minnesota, Cheney has reunited with his old friend LB Antonio Grier. Cheney and Grier first met at age 4 when they were in the same daycare facility in Atlanta.

✓ **OL Demontrey Jacobs** The mother of OT Demontrey Jacobs, Venessa Jacobs, is the head volleyball coach at Southern University.

✓ **DT Nick Bags** Nick Bags shortened his last name after his high-school coaches had trouble spelling and pronouncing "Bagashvili." Bags' mother immigrated to New York from the country of Georgia, which seceded from the Soviet Union in 1992. For two years, Bags lived with his grandmother in Georgia, then returned to New York as a third-grader and had to learn English.

✓ **LB Antonio Grier** Grier is president of his fraternity at USF. Grier also regularly visits teenage kids and young men at the Hillsborough County Detention Center

to learn about their lives and share positive messages about how they can improve.

✓ **P Andrew Stokes** is 28 years old and the Bulls second straight punter to come out of Prokick in Australia. He had never played in a football game when he arrived at USF. Stokes spent seven years playing Australian rules football with the Railways in the Great Northern Football League, then Fremantle of the West Australia Football League.

✓ **K Spencer Shrader** was home schooled in high school and was a standout soccer player, scoring a school-record 33 goals in a season for Newsome HS and had a professional tryout in Brazil (for three months in 2018). He came to play football on a relative whim, as a Newsome junior he was kicking footballs simply because they happened to be nearby when the football coach at the time, Ken Hiscock, was walking nearby and said he was stopped short "by the sound." He founded an online company (CopperFox Technologies) that does brand design, web development and sales force integration. He and his family work together on a nonprofit organization, Liberty Villages, which builds Christian communities dedicated to education, entrepreneurship, freedom and peace.

✓ **G Demetris Harris** had both parents serve in the Navy. Demetris Harris Sr. and Stephanie Harris both served approximately 12 years, where they met.

✓ **LB Coach Ernie Sims** was ranked the No. 1 recruit in the nation by Rivals in 2003 before signing with Florida State where he became an ESPN first team All-American linebacker and went on to be the No. 9 overall pick in the 2006 NFL Draft by the Detroit Lions in 2006. Sims played eight NFL seasons with four teams and the Tallahassee native recorded 623 tackles in the NFL.

TRANSFER TALENT

Jeff Scott has welcomed numerous transfers since taking the reins of the Bulls, including 30 four-year college transfers on the 2022 roster - with 22 from FBS programs and 19 from Power Five programs. Starting the 2022 season, 24 transfers are projected in the two deep (12 on defense, 10 on offense and two specialists) with nine projected as starters - including at quarterback and running back. Among the schools players have come to USF from are: Auburn, Baylor, Clemson, Colorado, Kansas State, Maryland, Miami, Minnesota, Missouri, North Carolina, Rutgers, Tennessee and Virginia Tech.

GRADUATES

USF enters 2022 with 21 graduates on the roster. They are: Sean Atkins (WR), Andrew Beardall (LS), Logan Berryhill (WR), Gerry Bohanon (QB), Dwayne Boyles (LB), Chris Carter (TE), Brad Cecil (C), Daquan Evans (CB), Darrien Grant (DE), Antonio Grier (LB), Demetris Harris (G), Demontrey Jacobs (T), Donovan Jennings (T), Mekhi LaPointe (S), Chris Mottillo (TE), Brian Norris (LB), Jonathan Ross (DE), Alec Valet (OL), Jason Vaughn (DE), Latrell Williams (WR) and Rashawn Yate (DE).

MONEY DOWNS

USF calls third downs "Money Downs" as the opportunity to extend a drive or get the defense off the field. The offense yells out "Money" on third downs while the defense yells "Cash" to ensure all players on the field are aware of the situation.

WATCH LIST WAVE

Following several seasons of sparse presence on national award watch lists, the Bulls enter 2022 appearing on eight such lists, the program's most since appearing on 14 watch lists entering the 2017 season after posting an 11-2 record and finishing in the Top 25 in 2016.

Bulls on national award watch lists entering the 2022 season include:

QB Gerry Bohanon - Davey O'Brien Award
& Johnny Unitas Gold Arm Award

RB/KR Brian Battie - Paul Hornung Award

WR Xavier Weaver - Biletnikoff Award

LB Dwayne Boyles - Rotary Lombardi Award

LB Antonio Grier - Broko Nagurski Trophy

& Wuerffel Trophy

K Spencer Shrader - Lou Groza Award

SUPER SENIORS

Head coach Jeff Scott was very pleased with his team's leadership heading into the spring, specifically identifying the Bulls' "Super Seniors" for rising to the top and leading. USF has 12 "Super Seniors" - players who elected to use an extra year of COVID eligibility - on the roster. They are: Dwayne Boyles (LB), Brad Cecil (C), Darrien Grant (DE), Antonio Grier (LB), Jatorian Hansford (DE), Demetris Harris (G), Demontrey Jacobs (RT), Donovan Jennings (LT), Mehki LaPointe (S), Latrell Williams (WR), Rashawn Yates (DT). Safety Vincent Davis also chose to come back but was forced to retire due to injury.

■ Six "Super Seniors" ranked among the top 8 of the Bulls "Grit" rankings following winter workouts. All 12 ranked among the Top 25.

■ Super Senior center Brad Cecil led all players in "Grit" rankings after summer workouts.



FREAKS LIST

Safety Will Jones, a transfer from Kansas State and maybe USF's fastest player, was named on Bruce Feldman's annual college football "Freaks List" for The Athletic, which sited his being clocked at over 22 mph on the team's GPS tracker and his ability to squat 600 pounds and bench 375 while weighing just 190 pounds.

Jones was supposed to be a major factor last season. Two days before the Bulls' opener at NC State, on an inconsequential non-contact play with about five minutes remaining in the week's final practice, Jones suffered a torn ACL. He was done for the season - before it even began. A few USF coaches and players said the thought of it nearly made them physically ill. Nearly 365 days later, Jones has returned. He said he hasn't surrendered any speed. In fact, he feels faster. He's not necessarily looking to make up for lost time, but his urgency is clear.

When Bob Shoop became USF's defensive coordinator last December, he arrived early for his first official day at the office. One player waited outside the door.

It was Bulls safety Will Jones.

"That showed me something," Shoop said. "It showed me how eager he was for success, how determined he was to come back. I believe he will be a major factor for our defense."

21 EARLY ENROLLEES

USF welcomed a program record 21 early enrollees from the 2022 Class to campus in January. They have worked with the Bulls through winter workouts and will take the field during spring drills.

■ Among the early enrollees were 13 FBS transfers.

OFFENSE

Ajou Ajou, WR (Clemson)

Jason Albritton, RB (Newsome HS)

Derrell Bailey Jr., OL (Virginia Tech)

Byrum Brown, QB (Rolesville HS)

Khafre Brown, WR (North Carolina)

Michel Dukes, RB (Clemson)

Jayson Littlejohn, TE (College of the Sequoias)

Mike Lofton, OL (UCF)

Zach Perkins, OL (Maryland)

Cade Roberts, WR (South Walton HS)

DEFENSE

Nick Bags, DT (Temple)

Aamaris Brown, DB (Kansas State)

Rashad Cheney, DL (Minnesota)

DJ Gordon IV, LB (Minnesota)

Jatorian Hansford, DE (Missouri)

Jhalin Hobbs, DL (Lennard HS)

Clyde Pinder, DL (North Carolina)

Jhalyn Shuler, LB (Coffeyville CC)

Ray Thornton, S (Clemson)

Tavin Ward, DB (Palmetto Prep)

Jacquez Williams, DL (Jenkins HS)

USF FOOTBALL FACILITY IMPROVEMENTS



Entering 2021, USF completed a \$3.3 million upgrade to its current football facilities, including:

- A completely renovated locker room featuring: 120 lockers, state of the art digital lighting and surround sound system, a team lounge with two 86" big screen TVs, video game console, pool table, ping-pong table and furnishings, a nutrition fueling station, new LED graphics and 55" monitors throughout.
- New entry ways, graphics and carpeting throughout the operations area.
- New team room graphics and chairs.
- Renovated coaches offices and staff rooms with new furniture, graphics and carpeting.

INDOOR PERFORMANCE FACILITY

USF is completing an 88,000-square foot indoor facility this fall at a cost of approximately \$22 million, which will feature a 100-yard turf field, climate control, branded lobby and observation deck slated for completion prior to the start of the 2022 season.

ON CAMPUS STADIUM/FOOTBALL CENTER

USF has plans to build an on-campus stadium which will include a USF Football Center that will serve as a new home for USF football with coaches offices, meeting spaces, weight room, locker room, training and equipment areas and player lounge among the amenities. The stadium is targeted for completion in 2026.

OFFENSIVE NOTES STARTING QUARTERBACK

Scott named a starting quarterback following the first fall camp scrimmage as he went with junior Baylor transfer Gerry Bohanon over incumbent returning sophomore Timmy McClain, who transferred to UCF. Returning sophomore Katravis Marsh and true freshman Byrum Brown appear to be the primary backups. In May the Bulls welcomed Bohanon, who started 12 games last season and helped the Bears to a Big 12 championship and Sugar Bowl victory against Ole Miss. Marsh, a big-armed prospect with an NFL body, has started two in his career to date. Scott said a staff member told him there was one car in the USF facility parking lot on Memorial Day. It belonged to Bohanon, who was inside watching film on his own.

■ The Bulls had seven different starting quarterbacks the past four years since the graduation of standout Quinton Flowers who led the Bulls to 30 wins in three years as the starter.

2018: Blake Barnett (10 starts), Chris Oladokun (3)

2019: Jordan McCloud (10), Barnett (3)

2020: McCloud (7), Noah Johnson (1), Katravis Marsh (1)

2021: Timmy McClain (9), Cade Fortin (2), Marsh (1)

AROUND THE HORN

Sophomore Jimmy Horn Jr. continued to put his speed on display in the season-opener vs. BYU - posting an 89-yard kickoff return touchdown to open the second half, the 14th in program history and just the 10th USF player to do it.

■ Horn's 80-yard touchdown reception against Cincinnati in 2021 was the longest play from scrimmage by a USF freshman in program history and stands as the eighth-longest touchdown catch in USF history and helped him to record his second 100-yard receiving game of the

season with five catches for a career-best 108 yards (95 after the catch).

■ He finished second on the team with 30 receptions for 408 yards in 2021, his true freshman season.

BULLS SET PROGRAM RUSHING RECORD

In a highlight of the 2021 season, USF dominated the line of scrimmage and the ball in a 34-14 victory over Temple (10.23.21) to post the first AAC victory under Jeff Scott.

■ Set a program record with 421 rushing yards, eclipsing the mark of 416 set at Memphis on Nov. 12, 2016. The Bulls 73 rushing attempts on the night were one off the program record of 74 set at San Jose State in 2017.

■ Set a program record in time of possession, logging 44:35 to smash the record of 39:45 set vs. UCF in 2005.

■ Set a record with 27 rushing first downs, smashing the previous mark of 21 vs. Illinois in 2017.

■ Posted a season high in total yards (526) and rushing yards (421) and first downs (34).

■ USF had two players (Jaren Mangham (152) and Kelley Joiner (126) run for 100-yards or more. Mangham posted a career-high tying 26 carries for 152 yards and two touchdowns.

MANGHAM STYLE

Colorado transfer running back Jaren Mangham (6-2, 231) established himself as the Bulls' go-to redzone option in 2021, logging 15 rushing touchdowns on the year.

■ Added 10 pounds to his rugged frame for 2022.

■ Mangham scored a 1-yard TD run in the season-opener vs. BYU and now has 16 rushing TD in 13 games at USF (12th) and 21 for his career (5 at Colorado).

■ Mangham ranked No. 13 nationally with 15 rushing TD in 2021, which tied for the second-best season mark in USF history and three short of the record of 18 set by

Quinton Flowers in 2016.

■ His string of at least one TD in SEVEN games (Florida to ECU) tied for second all-time at USF. He had six games with multiple TD on the year.

■ He set a USF record posting at least two rushing TDs in FOUR straight games (2 vs. Florida, 3 vs. FAMU, 2 at BYU, 2 at SMU).

■ Mangham ran for three touchdowns vs. Florida A&M (2, 4 & 9), the most for a USF player in a game since the 2018 season and tied for the third-most all-time.

BIG PLAY WEAVER

After a breakout season in 2021 that saw 6-1, 180-pound Xavier Weaver earn first-team All-AAC honors from Pro Football Focus and second-team from Pro Football Network as he led the Bulls with 41 catches for 715 yards and a 17.4 ypc, the springy junior looks to rewrite the record books.

■ Posted his second career 100-yard receiving game with 113 on five catches vs. BYU (9.3) in the season-opener, including catches of 50, 27 and 21 yards.

■ He has 1,130 career yards receiving and 66 receptions, needing just 404 yards to enter the Top 5 all-time at USF (1,006 from the record of 2,136) and 38 catches to enter the Top 10 (record is 153).

■ He led USF in receiving yards in 8 of 11 games he played in 2021 and led USF with career-bests of 715 receiving yards (10th in a season at USF) and 41 receptions on the year.

■ His 715 yards in 2021 rank 5th all-time for a season at USF and were just 164 shy of Marquez Valdes-Scantling's season mark of 879 set in 2017.

■ His 17.3 ypc in 2021 ranks 10th all-time in a season at USF and led The American.

■ Weaver also proved to be a potent punt returner logging an average of 12.9 ypr on nine returns that would have ranked No. 6 nationally if he had two more returns.

■ Has a tattoo of Uncle Penny Bags, the banker from the Monopoly game, on his left shin because "I like to be money in every sense of the word."

■ His father, Sean Weaver, played four seasons with the San Diego Chargers.

■ He is the first player from Orlando Christian Prep to sign with a Division I-A school.

ALL-AMERICAN BATTIE (BAT-TEE)

Kick Returner/Running Back Brian Battie (Sarasota/Sarasota HS) became just the second Bull to earn Consensus All-America honors in 2021 and the first since defensive end George Selvie did so in 2007.

■ Tied an NCAA RECORD with two 100-yard kickoff returns in the same game vs. Houston (including the game's opening kickoff), joining Utah's Reggie Dunn (2012, vs. Cal).

■ LED THE NCAA with three kickoff returns for TD on the year and ranked No. 5 nationally averaging 32.5 ypr.

■ Set USF season and career records with three kickoff returns for touchdowns in 2021 and his return average broke the mark set by J.R. Reed in 2003 when he led the nation with a 31.7 ypr average.

■ Has the explosive potential to be the next outstanding Bay area back for the Bulls, following in the footsteps of current Houston Texan and 3,600-yard USF rusher Marlon Mack, also a Sarasota native (Booker HS).

■ Posted his second career 100-yard rushing game with 110 on just 10 carries (11.0 ypc) vs. Florida A&M (9.18), marking his second 100-yard game in a four game span, posting 102 (6.8 ypc) vs. UCF in the last game of 2020.

■ He has led USF in rushing four times in his young career.

SWEET PAD!

Raymond James Stadium hosted Super Bowl 55 on Feb. 7, 2021, as the Bucs defeated the Chiefs in the stadium's third Super Bowl. It also hosted the 2017 CFP Championship game. In recent years, the stadium has undergone major upgrades securing its stature among the finest venues:

- The first venue IN THE WORLD to feature Sportsbeam LED Field Lighting, which allows for 2.1 million color combinations and 100s of lighting effects. (2020)
- The addition of 5G network connectivity. (2020)
- \$10.4 million in COVID-19 mitigation, cleaning and sanitization enhancements, including installation of 775 hand sanitizer stations in the stadium and surrounding lots. (2020)
- Nearly \$160 million in upgrades (2018), including: a new 8,000-square-foot, full-service premium sports bar, new East & West Stadium Clubs that include sleek new bars, a club lounge, massive video displays, 162 TVs, and a state-of-the-art audio system, concourse and concession enhancements and locker rooms.
- State of the art, high visibility 9,600-square-foot video displays in both end zones along with the addition of a new 2,300-square-foot video towers in each corner and stadium ribbon board. All together, the video displays cover more than 28,000-square-feet, making Raymond James Stadium the third-largest video displays in the United States.

**O-LINE CONTINUITY**

Not only does USF return all five offensive line starters from 2021, but also the longest tenured offensive line coach at USF since 2012.

- Assistant Head Coach Allen Mogridge returns to coach the offensive line for the third straight season, becoming the longest tenured Bulls coach at the position since Steve Shankweiler led the unit from 2010-12.
- USF has had seven offensive line coaches since 2012, with an average tenure of 1.4 years over the last 10 years and five serving for just one season.
- Super Senior offensive linemen Brad Cecil, Demetris Harris and Donovan Jennings have all started games in four seasons and played for three offensive line coaches.
- Brad Cecil is a 2022 Campbell Trophy candidate for achievement on the field, classroom and community.

O-LINE CHASING CAREER STARTS MARKS; LEAD NATION IN STARTS ENTERING 2022

All five starters return on the offensive line - LT Donovan Jennings, LG Demetris Harris, C Brad Cecil, RG Dustyn Hall & RT Demontrey Jacobs - returned in 2022 representing a combined 136 career starts. Jennings, Harris and Cecil have started alongside each other for the past four seasons and each brought at least 31 starts into 2022 with Harris (41) and Cecil (38) leading all Bulls returners in career starts and with a chance to both finish not only as the most prolific starting offensive linemen in program history (passing Quinterrius Eatmon), but at the top of the all-time Bulls career starts chart.

CAREER STARTS

| | |
|------------------------------------|----|
| 1. Auggie Sanchez, LB, 2014-17 | 50 |
| 2. George Selvie, DE, 2006-09 | 50 |
| 3. DeDe Lattimore, LB, 2010-13 | 49 |
| 4. Quinterrius Eatmon, OL, 2011-14 | 46 |

| | |
|----------------------|----|
| Demetris Harris, OL | 42 |
| Brad Cecil, OL | 39 |
| Donovan Jennings, OL | 32 |

- USF's offensive line brought 154 total career starts into the 2022 season, which led the nation by nearly 10:

| | |
|----------------|-----|
| USF | 154 |
| Pittsburgh | 145 |
| Georgia State | 143 |
| Miami FL | 137 |
| South Carolina | 129 |

THE OFFENSIVE BRAIN TRUST

First-year offensive coordinator Travis Trickett said USF's offense will be a fast-paced, attacking unit. The presence of senior analyst Chad Morris, the former Clemson offensive coordinator and head coach at SMU and Arkansas, can't be overstated, either. Trickett is longtime believer in the offensive philosophy espoused by Morris and has integrated many elements of it in offenses in his previous stops and at USF. Scott put it into extremely effective practice at Clemson, first working with Morris Clemson and later when Scott took over as the Tigers' co-offensive coordinator. Now

they are all together and joined by fellow Bulls offensive coaches with Clemson lineage in running backs coach Cam Aiken and tight ends coach Xavier Dye. It's about finding the right matchups and putting the ball in the hands of playmakers. Even in training camp, the possibilities abound.

DEFENSIVE NOTES**GRIER GONE WILD**

Senior linebacker Antonio Grier has led the Bulls in tackles, TFL and sacks the last two seasons.

- Earned second team all-conference in both 2021 and 2020.

■ Grier enters 2022 as USF's top returner in career tackles and TFL with with 209 and 22.0, respectively. Fellow linebacker Dwayne Boyles is right behind with 206 and 21.5, respectively.

■ Led USF with 92 tackles, 8 TFL and 3 sacks in 2021 after leading the team with 59 tackles, 3.0 sacks and 5.5 TFL in a COVID-shortened 2020 season.

■ Recorded his first career interception vs. Tulsa (10.16.21) and made it memorable as he weaved through traffic on a 69-yard touchdown return that stands as the third-longest in program history and the longest ever by a linebacker.

BOYLES AT HEART OF BULLS DEFENSE

Linebacker Dwayne Boyles led USF in tackles (75) and tackles for loss (12.5) in 2019, had his 2020 season limited by missing action, and finished second on the team with 68 tackles in 2021.

■ Led USF with a career-best 14 tackles and added a fumble recovery at ECU in 2021 to give him three straight games involved with forcing a turnover.

■ Posted interceptions in back-to-back games at SMU (10.2.21) and vs. Tulsa (10.16.21)

FEELING A RUSH

USF's defense had just nine sacks last season, so clearly that's a priority for first-year defensive coordinator Bob Shoop. "Our aim is to be an in-your-face style defense," Shoop said. "We want to be built on relentless pursuit and never-ending pressure. We will tailor our scheme to the strength and skill-sets of our personnel. But no question, our identity will be based around creating pressure." Shoop will emphasize defensive-line depth. If there are 75 snaps in the game, Shoop said starters will ideally play 40 to 50. New players to watch include transfers Jatorian Hansford (Missouri), Rashad Cheney (Minnesota), Nick Bags (Temple) and Jonathan Ross (Bowie State). True freshmen Michael Williams II, a four-star prospect who was offered scholarships by a handful of Big Ten and SEC programs, and Eddie Kelly also bear watching. Holdovers Rashawn Yates and Tramel Logan were spring standouts. "We're going to have a lot of fresh bodies at all times," Shoop said. "That's going to allow us to play our best in the fourth quarter and a junior."

■ Transfer DE Jatorian Hansford recorded USF's lone sack in the 2022 season-opener vs. BYU.

■ DE Tramel Logan, who added nearly 20 pounds in the offseason, produced a career-best two TFL vs. BYU.

SITUATIONAL RECORDS

Under Scott 2022

| | | |
|-----------------------------------|------|-----|
| vs. Top-25 opponents (AP/Coaches) | 0-7 | 0-1 |
| vs. Top-10 opponents (AP/Coaches) | 0-3 | 0-0 |
| USF scores first | 2-6 | 0-0 |
| Opponent scores first | 1-12 | 0-1 |
| USF leads after 1st quarter | 1-1 | 0-0 |
| Opponent leads after 1st quarter | 0-13 | 0-1 |
| USF leads at half | 3-5 | 0-0 |
| Tied at half | 0-0 | 0-0 |
| Opponent leads at half | 0-13 | 0-1 |
| USF leads after 3rd quarter | 3-3 | 0-0 |
| Opponent leads after 3rd quarter | 0-15 | 0-1 |
| Tied after 3rd | 0-0 | 0-0 |

USF OFFENSE

| | | |
|----------------------------------|------|-----|
| SCORING: 17 points or less | 0-7 | 0-0 |
| SCORING: 20 or more points | 3-9 | 0-1 |
| SCORING: 30 or more points | 2-5 | 0-0 |
| SCORING: 40 or more points | 0-2 | 0-0 |
| TOTAL OFFENSE: 400 or more yards | 3-1 | 0-0 |
| TOTAL OFFENSE: 500 or more yards | 1-1 | 0-0 |
| TOTAL OFFENSE: 300 yards or less | 0-7 | 0-1 |
| RUSHING: 200 or more yards | 3-1 | 0-0 |
| RUSHING: 300 or more yards | 2-0 | 0-0 |
| RUSHING ATT: 40 or more | 2-7 | 0-0 |
| PASSING: 200 or more yards | 0-6 | 0-0 |
| PASSING: 300 or more yards | 0-2 | 0-0 |
| PASSING ATT: 30 or more | 0-13 | 0-1 |
| 1st DOWNS: at least 20 | 2-9 | 0-0 |
| 3rd DOWNS: convert 40% or more | 2-4 | 0-0 |
| TURNOVERS: two or less | 3-21 | 0-1 |

USF DEFENSE

| | | |
|----------------------------------|------|-----|
| SCORING: allow 15 points or less | 2-0 | 0-0 |
| SCORING: allow 20 points or less | 2-1 | 0-0 |
| SCORING: allow 21 points or more | 0-17 | 0-1 |
| TOTAL OFFENSE: 300 yards or less | 2-1 | 0-0 |
| RUSHING: allow 150 yards or less | 2-3 | 0-0 |
| RUSHING: allow 100 yards or less | 1-0 | 0-0 |
| PASSING: allow 150 yards or less | 1-2 | 0-0 |
| PASSING: allow 100 yards or less | 1-0 | 0-0 |
| 1st DOWNS: allow 15 or less | 1-1 | 0-0 |
| 3rd DOWNS: convert 33% or less | 2-3 | 0-0 |
| TURNOVERS: two or more | 2-6 | 0-0 |

TEAM COMPARISON

| | | |
|------------------------------------|-----|-----|
| RUSHING YARDS: USF has more | 3-4 | 0-0 |
| PASSING YARDS: USF has more | 1-5 | 0-0 |
| TOTAL YARDS: USF has more | 3-2 | 0-0 |
| TURNOVERS: USF has fewer | 2-3 | 0-0 |
| TIME OF POSSESSION: advantage | 2-7 | 0-0 |
| 1ST DOWNS: USF has more | 2-4 | 0-0 |
| PENALTIES: USF has fewer | 3-7 | 0-0 |
| SPECIAL TEAMS SCORE: USF scores TD | 1-3 | 0-1 |

USF INDIVIDUALS

| | | |
|--|-----|-----|
| RUSHING: 100-yard rusher | 1-2 | 0-0 |
| PASSING: 200-yard passer | 0-6 | 0-0 |
| RECEIVING: 100-yard receiver | 0-4 | 0-1 |
| RUSH/PASS: 100-yard rusher/200-yard passer | 0-1 | 0-0 |

USF LARGEST CROWDS

| | | | |
|------------|-------------------|----------------|-------------|
| 1. 99,235 | at Penn State | Sept. 3, 2005 | L, 23-13 |
| 2. 90,612 | at Florida | Sept. 12, 2010 | L, 38-14 |
| 3. 83,524 | at Florida State | Sept. 26, 2009 | W, 17-7 |
| 4. 82,617 | at Auburn | Sept. 8, 2007 | W, 26-23 OT |
| 5. 80,795 | at Notre Dame | Sept. 3, 2011 | W, 23-20 |
| 6. 78,900 | at South Carolina | Sept. 18, 2004 | L, 34-3 |
| 7. 78,111 | at Wisconsin | Sept. 7, 2014 | L, 27-10 |
| 8. 76,780 | at Alabama | Aug. 30, 2003 | L, 40-17 |
| 9. 74,432 | at Oklahoma | Sept. 28, 2002 | L, 31-14 |
| 10. 72,811 | at Florida State | Sept. 12, 2015 | L, 14-34 |
| 11. 70,401 | at Michigan St. | Sept. 7, 2013 | L, 21-6 |
| 12. 69,383 | vs. Florida State | Sept. 29, 2012 | L, 30-17 |
| 13. 67,012 | vs. West Virginia | Sept. 28, 2007 | W, 21-13 |
| 14. 66,469 | vs. Miami | Nov. 28, 2009 | L, 31-10 |
| 15. 65,948 | vs. UCF | Oct. 13, 2007 | W, 64-12 |

BOLD = HOME

SEASON HONORS

PRESEASON ALL-AMERICAN

Brian Battie (RB/KR): 1st Team: Athlon, ESPN, Phil Steele & Action Network

NATIONAL WATCH LISTS

Gerry Bohanon (QB): Davey O'Brien & Johnny Unitas Golden Arm

Brian Battie (RB/KR): Paul Hornung Award

Brad Cecil (C): Campbell Trophy

Xavier Weaver (WR): Biletnikoff Trophy

Dwayne Boyles (LB): Rotary Lombardi Award

Antonio Greir (LB): Bronko Nagurski & Wuerffel Trophy

Spencer Shrader (K): Lou Groza Award

PRESEASON All-AAC HONORS

Brian Battie (RB/KR): Phil Steele: 1st Team; Athlon: 1st Team

Dwayne Boyles (LB): Phil Steele, 2nd Team; Athlon: 3rd Team

Brad Cecil (OC): Athlon: 3rd Team

Antonio Greir (LB): Phil Steele: 1st Team; Athlon: 1st Team

Demetris Harris (OG): Phil Steele: 4th Team; Athlon: 2nd Team

Jimmy Horn (WR): Phil Steele, 4th Team;

Demontrey Jacobs (OT): Phil Steele, 4th Team;

Donovan Jennings (LT): Athlon: 2nd Team

Jaren Mangham (RB): Phil Steele: 2nd Team; Athlon: 4th Team

Spencer Shrader (K): Phil Steele: 3rd Team; Athlon: 3rd Team

Xavier Weaver (WR): Phil Steele: 4th Team; Athlon: 3rd Team

Rashawn Yates (DT): Athlon: 4th Team

EAST-WEST SHRINE GAME 1,000

Gerry Bohanon

Donovan Jennings

Antonio Grier

Xavier Weaver

AAC PLAYERS OF THE WEEK

Week 1: --

AAC HONOR ROLL

Week 1: --

GAME CAPTAINS

Week 1 (BYU): Hansford, Yates, Cecil, Harris

SPECIAL TEAMS NOTES GETTING HIS KICKS

Kicker Spencer Shrader, a former soccer player who walked on to the team in 2019, is had a career year in 2021 and was named a LOU GROZA AWARD Semifinalist.

■ Shrader went 11-for-13 on field goal attempts. He made nine straight to start the year before missing from 51 yards, marking the third-longest string in program history four behind the program record for most consecutive field goals made (13 by Emilio Nadelman from Sept. 15-Oct. 21, 2017 and Marvin Kloss from Aug. 31-Dec. 7, 2013).

■ Dating to the 2019 season, Shrader has converted on 15 of his last 17 attempts. Shrader's string includes made field goals of 52, 49, 49, 47, 46, 44, 42 and 41 yards.

■ Against Temple (10.23), Shader hit a 52-yarder to tie for the third longest made field goal in program history.

PENALTY FREE

In its second full season under head coach Jeff Scott, USF set a program record for the fewest number of penalties and penalty yards in a season.

■ The Bulls' 61 penalties in 2021 beat the old record of 74 set in 2010 by 13 and ranked 28th nationally at 5.0 per game.

■ The Bulls' 553 penalty yards in 2021 beat the old mark of 599 set in 2010 by 46 yards and ranked 41st nationally at 46 yards per game.

■ Both marks are steep declines from 2017 when the Bulls had 111 penalties for 1,032 yards, both ranking among the top three most penalized seasons in program history.

CHALLENGING SCHEDULE

A fast start would be great for USF's confidence, but the Bulls will be challenged by a rigorous schedule. Three of the first four games — BYU on Sept. 3, at Florida on Sept. 17 and at Louisville on Sept. 24 — will be against top-50 programs that played in Bowl games last year, with two coming on the road. USF also visits the American Athletic Conference's top two teams — Cincinnati (Oct. 8) and Houston (Oct. 29) — while hosting UCF in the War on I-4 during Thanksgiving weekend. The preseason AAC poll voted Houston as the favorite to win the conference followed by Cincinnati and UCF. Nine of the Bulls 12 regular season opponents received a bowl or College Football Playoff bid in 2021 and three finished ranked in the top 20.

RECORDS WATCH

KICK RETURN TD - SEASON & CAREER

| NAME | SEASON | CAREER |
|------------------------|----------------|----------|
| 1. Brian Battie | 3, 2021 | 3 |
| 2. Terrence Horne | 2, 2018 | 2 |
| Lindsey Lamar | 2, 2010 | 2 |

KICK RETURN - SEASON AVERAGE

| NAME | AVERAGE | YEAR |
|------------------------|-------------|-------------|
| 1. Brian Battie | 33.9 | 2021 |
| 2. J.R. Reed | 31.7* | 2003 |
| 3. Hugh Smith | 29.2 | 2001 |
| 4. Rodney Adams | 29.1 | 2015 |

* Led NCAA

KICK RETURN - SEASON YARDS

| NAME | YARDS | SEASON |
|------------------------|------------|-------------|
| 1. Lindsey Lamar | 903 | 2010 |
| 2. Lindsey Lamar | 817 | 2011 |
| 3. Dontavia Bogan | 770 | 2009 |
| Dontavia Bogan | 770 | 2008 |
| 5. Brian Battie | 591 | 2021 |
| 5. DeAndrew Rubin | 578 | 1999 |
| 6. J.R. Reed | 570 | 2003 |
| 7. D'Ernest Johnson | 563 | 2015 |

KICK RETURN - GAME YARDS

| NAME | YARDS | SEASON |
|------------------------|------------|---------------------------|
| 1. Terrence Horne | 264 | vs. Georgia Tech (2018) |
| 2. Brian Battie | 208 | vs. Houston (2021) |

RUSHING TD - CONSECUTIVE GAMES

| NAME | GAMES | YEAR |
|-------------------------|----------|-------------|
| 1. Marlon Mack | 11 | 2016 |
| 2. Jaren Mangham | 7 | 2021 |
| Darius Tice | 7 | 2017 |

TOUCHDOWNS RUSHING - SEASON

| NAME | TD | YEAR |
|-------------------------|-----------|-------------|
| 1. Quinton Flowers (QB) | 18 | 2016 |
| 2. Jaren Mangham | 15 | 2021 |
| Marlon Mack | 15 | 2016 |

CONSECUTIVE FIELD GOALS MADE

| NAME | # | DATES |
|---------------------------|----------|------------------------|
| 1. Emilio Nadelman | 13 | 9.15-10.21, 2017 |
| Marvin Kloss | 13 | 8.31-12.7, 2013 |
| 3. Maikon Bonanin | 12 | 11.11.11-10.6.12 |
| 4. Spencer Shrader | 9 | 9.2.21-11.20.21 |

tied with Coby Weis (2018) & Emilio Nadelman (2015)

LONGEST FIELD GOALS MADE

| NAME | # | DATES |
|------------------------|-----------|-----------------|
| 1. Bill Gramatica | 63 | 11/18/00 |
| 2. Delbert Alvarado | 56 | 11/11/06 |
| 3. Marvin Kloss | 52 | 10/5/13 |
| Spencer Shrader | 52 | 10/23/21 |

40+ YARD FIELD GOALS IN A GAME

| NAME | GAME |
|---------------------------|---------------------|
| 4. Spencer Shrader | at Memphis, 11/7/20 |

INTERCEPTION RETURN YARDS - CAREER

| NAME | YARDS | YEAR |
|------------------------------|----------------|--------------|
| 1. Trae Williams | 219 (16) | 2004-07 |
| 2. Daquan Evans (So.) | 190 (4) | 2019- |
| 3. Devin Abraham | 189 (9) | 2014-17 |



AMERICA'S FASTEST RISING UNIVERSITY

U.S. News and World Report released its latest higher education rankings (2021) and the University of South Florida continues to be America's fastest-rising university, according to U.S. News. Over the past 10 years, USF has risen 48 spots among public universities from No. 94 to No. 46 and 67 spots among all universities (public or private), from No. 170 to No. 103. No other university in the country has risen so far so quickly. This also marks the third year in a row that USF is ranked in the top 50 among public universities.

■ Designated a "Preeminent State Research University" by the Florida board of governors in 2018, USF is in elite company with the University of Florida and Florida State University as the only three state universities to earn the designation.

■ USF enrollment surpassed 50,000 students for the first time in the fall of 2017, now with 50,830 students currently enrolled across the three campuses: USF Tampa, USF St. Petersburg and USF Sarasota-Manatee.

■ USF is the nation's 7th leading public university in generating new United States utility patents and ranks 16th among universities worldwide.



CHAMPA BAY!

The Bay area has staked a claim as the epicenter of championship sports teams in recent years. Home to four professional sports organizations, including the MLB Rays, NHL Lightning, NFL Buccaneers and USL Rowdies. All have had outstanding championship seasons in the last two years, making celebratory boat parades on the Hillsborough River in downtown Tampa a common occurrence..

■ Since 2020, the Bay Area has claimed a **Super Bowl Champion**, two **Stanley Cups**, an **American League Pennant** and a **USL Conference Championship**.

■ The **Tampa Bay Lightning** repeated as Stanley Cup champions in 2021, downing the Montreal Canadiens (4-1) in the Stanley Cup Finals. The Lightning also won the Cup in 2020 and back in 2004. They have reached the Stanley Cup finals in three straight years: 2020, 2021 and 2022.

■ The **Tampa Bay Buccaneers** acquired sure Hall of Fame players Tom Brady and Rob Gronkowski prior to the 2020 season and went on to down the Kansas City Chiefs (31-9) to win Super Bowl 55 in Raymond James Stadium. The Buccaneers became the first team in NFL history to play in and win a Super Bowl that was held at its home stadium. The Bucs also won a Super Bowl in 2002.

■ The **Tampa Bay Rays** posted 100 wins and had the best record in the American League. They won pennant and reached the 2020 World Series, falling to the Los Angeles Dodgers in six games. The Rays also reached the 2008 World Series. The Rays established ace is former USF pitcher Shane McClellan.

■ The **Tampa Bay Rowdies** soccer team won its conference and reached the USL Championship final in 2020 and again in 2021.




BULLS HELP HABITAT FOR HUMANITY

The USF team loaded up the buses and headed across the bay to Pinellas County to assist Habitat for Humanity in getting seven houses ready for occupancy. The Bulls spent two hours painting, laying sod, digging holes for plantings, mulching, hanging storm shutters and moving construction materials. The players were divided into different teams painting, shoveling, planting, and doing everything else it takes to make a house a home. "It means the world to have a group of young men like this that are trying to establish themselves through school and through football—come out, swing a hammer and help other families in our community," a spokesperson for Habitat for Humanity said.



THE USF FOOTBALL PROGRAM

- The Bulls have had five head coaches in 26 seasons.
- USF was ranked for a program record 20 straight weeks (2016-2017) has spent 48 weeks in the Top 25.
- The Bulls reached as high as the No. 2 ranking in 2007, becoming the fastest program to go from inception to a top 10 ranking in FBS history.
- USF has played in 10 bowl games and won six.
- USF has claimed victories in Tampa over Louisville, West Virginia, Georgia Tech, Pittsburgh, Kansas and North Carolina among others.
- USF has claimed road or neutral site wins over Florida State, Auburn, Clemson, Notre Dame, Miami, Louisville, NC State, West Virginia and TCU among others.
- USF has had 30 first-team All-Conference selections, including 1 Offensive Player of the Year, 1 Defensive Player of the Year, 2 Special Teams Players of the Year and 1 Rookie of the Year.
- USF has had six players selected a first-team All-American a total of seven times.
- 14 USF players have been part of 18 Super Bowl teams, 10 part of a Super Bowl Champion, including 2020 as Bay area product Austin Reiter (Chiefs) and Jason Pierre-Paul (Buccaneers) went head to head.



RAYMOND JAMES STADIUM: HOME OF BULLS, BUCS & SUPER BOWLS


TOP USF SEASON AVERAGE ATTENDANCE

| RANK | AVERAGE | YEAR | GAMES | ATTENDANCE |
|------|---------|------|-------|------------|
| 1. | 53,170 | 2007 | 6 | 319,019 |
| 2. | 52,553 | 2009 | 6 | 315,319 |

TOP USF GAME CROWDS

| RANK | ATTENDANCE | OPPONENT | DATE | WINNER | SCORE |
|------|------------|---------------|------------|--------|----------|
| 1. | 69,383 | Florida St. | 9/29/2012 | FSU | L, 30-17 |
| 2. | 67,012 | West Virginia | 9/28/2007 | USF | W, 21-13 |
| 3. | 66,469 | Miami | 11/28/2009 | UM | L, 31-10 |
| 4. | 65,948 | UCF | 10/13/2007 | USF | W, 64-12 |
| 5. | 63,976 | Cincinnati | 10/15/2009 | UC | L, 34-17 |

- USF is one of the few college programs that play in an NFL stadium, opened on Sept. 20, 1998.
- Raymond James Stadium is home to the NFL's Tampa Bay Buccaneers and has hosted three Super Bowls: Super Bowl XXXV in 2001 (Ravens and Giants) and Super Bowl XLIII in 2009 (Steelers and Cardinals) and Super Bowl LV in 2021 (Chiefs and Buccaneers). The stadium also hosted the 2017 CFP National Championship Game won by Clemson over Alabama.



WELCOME TO THE SUNCOAST NOTING TAMPA & THE BAY AREA

- The greater Tampa Bay area has a population of more than 4 million and is one of the fastest growing areas in the country. It is the **13th largest TV market** in the United States with 2.03 million TV households.
- Tampa ranks as fifth-most popular American city according to a Pew Research Center study.
- Tampa ranked as the 5th best outdoor city by Forbes. The area's average highs range 70 to 90 °F year round, and lows 52 to 76 °F.
- Nicknames: Cigar City & The Big Guava
- Tampa is near 18 beaches. In 2020, Trip Advisor rated Siesta Key the No. 1 Beach in America followed closely by St. Petersburg Beach (No. 2) and Clearwater Beach (No. 5).

RECORDS WATCH

RECEIVING YARDS - CAREER

| NAME | YDS | YEARS |
|------------------------------|-------|-----------|
| 1. Andre Davis | 2,136 | 2011-14 |
| 10. Mitchell Wilcox | 1,326 | 2016-19 |
| 11. DeAndrew Rubin | 1,306 | 1999-2002 |
| 12. Marquez Valdes-Scantling | 1,294 | 2016-17 |
| 13. Jessie Hester | 1,226 | 2005-09 |
| 14. Xavier Weaver | 1,130 | 2019-22 |

RECEPTIONS - CAREER

| NAME | CATCHES | YEARS |
|----------------------|-----------|----------------|
| 1. Andre Davis | 153 | 2011-14 |
| 2. Rodney Adams | 135 | 2014-16 |
| 7. Dontavia Bogan | 107 | 2007-10 |
| Jessie Hester | 107 | 2005-09 |
| 9. Carlton Mitchell | 105 | 2007-09 |
| 10. Charlie Jackson | 104 | 1997-2000 |
| Xavier Weaver | 68 | 2019-22 |

RUSHING TOUCHDOWNS - CAREER


| NAME | TD | YEARS |
|----------------------|-----------|----------------|
| 1. Quinton Flowers | 41 | 2014-17 |
| 7. Marquel Blackwell | 20 | 1999-2002 |
| 8. Demetris Murray | 18 | 2009-12 |
| 9. Rafael Williams | 18 | 1997-2000 |
| 10. Clenton Crossley | 17 | 2001-04 |
| Otis Dixon | 17 | 1997-2000 |
| Jaren Mangham | 16 | 2021-22 |

TWO DECADES OF PULLING RANK

The Bulls will face several ranked teams in 2022. Since becoming a full FBS program in 2001, USF has registered 11 victories against opponents ranked in the Associated Press top 25 (including three wins against the top 10, four road victories and triumphs against opponents from the ACC, Big 12 and SEC). In that 21-season span, only two other American Athletic Conference programs have more victories against ranked opponents than USF.

AAC Team Top 25 Wins* Top 10 Wins* *Since 2001

| | | |
|---------------|----|---|
| Cincinnati | 19 | 3 |
| Houston | 14 | 4 |
| USF | 11 | 3 |
| Memphis | 8 | 0 |
| UCF | 7 | 3 |
| East Carolina | 6 | 1 |
| SMU | 6 | 0 |
| Navy | 5 | 1 |
| Temple | 5 | 0 |
| Tulsa | 5 | 0 |
| Tulane | 0 | 0 |



JPP NAMED TO NFL TOP 100

USF first team All-American defensive end Jason Pierre-Paul (2009) has gone on to earn three NFL Pro Bowl selections (2012, 2013, 2020) and a pair of Super Bowl Championships (2012, New York Giants & 2020, Tampa Bay Buccaneers). He was named to the NFL Top 100 players for 2020-21.

■ 57 schools had a player named to the NFL Top 100, but only three in Florida: USF, FSU & FAU

■ USF was one of just three AAC schools with an NFL Top 100 player: USF, SMU & Cincinnati

■ USF has had 14 players make a total of 18 appearances in the Super Bowl, including Chiefs' Center Austin Reiter and Pierre-Paul facing each other in Super Bowl LV in Tampa. With JPP becoming the first Bulls' player to earn two Super Bowl titles.

USF has produced 10 Super Bowl Champions, including Reiter the year before with the Chiefs.

HEAD COACH JEFF SCOTT

3rd Season at USF/3rd Season Overall Clemson, 2003

Named the fifth head coach in USF football history on Dec. 9, 2019, Jeff Scott was one of the most respected coordinators and recruiters in the nation when he took over the Bulls program.

Having served as the co-offensive coordinator at Clemson since 2015 and as a member of the Tigers' football staff at his alma mater since 2008, Scott was a key part of the rise of one of the most dominant football programs in the nation. He helped lead the Tigers to five straight College Football Playoff appearances, four CFP Championship game appearances (2015, 2016, 2018 & 2019 seasons) and national titles in the 2016 and 2018 seasons while coaching in nine CFP Playoff games and posting a 6-3 record. Scott returns to a home field in Raymond James Stadium where Clemson scored 21 fourth-quarter points to defeat Alabama, 35-31, in the CFP National Championship game on Jan. 9, 2017 to claim the program's first national title in 35 years.

SCOTT NOTABLES

CHAMPIONSHIP COORDINATOR

- ▶ In his five seasons serving as co-offensive coordinator/wide receivers coach, Clemson posted a 70-5 record and claimed five ACC championships.
- ▶ Clemson finished the 2019 season ranked No. 4 nationally in scoring offense (43.9 ppg) and No. 5 in total offense (528.7 ypg).
- ▶ During his stint as co-offensive coordinator, the Tigers went 70-5 (38-2 in the ACC) with just two regular season losses and posted the four winningest seasons in program history (2018 (15-0), 2019 (14-1), 2015 (14-1), 2016 (14-1)).
- ▶ Clemson averaged 40 points and 500 yards per game, while Tigers quarterbacks completed better than 66 percent of their passes. Clemson averaged better than 500 yards per game in four seasons and set 138 team and individual records, including marks for total offense (527.2 ypg), scoring offense (44.3 ppg), passing offense (5,009 yards), rushing offense (3,723 yards) and touchdowns (90).
- ▶ The top three total offense seasons in program history came with Scott as co-offensive coordinator, as did the top three scoring seasons, all with 577 points or better.

FLORIDA & COACHING IN THE BLOOD

- ▶ Born in Arcadia, Fla., just an hour and a half south (93 miles) of the USF campus.
- ▶ Scott's father, Brad, a 1979 graduate of USF, coached high school football in the state and spent 11 years as an assistant coach to Bobby Bowden at Florida State, including the last four as offensive coordinator and claiming the 1993 national title.
- ▶ During his father's tenure at Florida State, Scott attended elementary school at Florida High Elementary which was across the street, about 200 yards from the FSU practice fields and he would join his father every afternoon at practice after school.

AT HOME IN RAY JAY

- ▶ Scott returns to a home field in Raymond James Stadium where Clemson scored 21 fourth-quarter points to defeat Alabama, 35-31, in the CFP National Championship game on Jan. 9, 2017 to claim the program's first national title in 35 years.

PRODUCING NFL PLAYERS

- ▶ Eight wide receivers Scott coached were on 2019 NFL rosters, including Bay area products, Ray Ray McCloud, Deon Cain and Artavis Scott.
- ▶ He coached Fort Myers, Fla., product Sammy Watkins, a two-time All-American who set school season records for receptions (101), receiving yards (1,464) and touchdowns (12) and career marks for receptions (240), receiving yards (3,391) and receiving touchdowns (27) before being selected in the first round of the NFL Draft.
- ▶ Under Scott, DeAndre Hopkins earned second-team All-America honors before selection in the first round of the NFL Draft and going on to make four Pro Bowls.

ELITE RECRUITER

- ▶ Scott was Clemson's recruiting coordinator 2008-14, leading the Tigers to top-10 ranked classes in his first season of 2009 and also in 2011 and 2012.
- ▶ He was named a top-10 recruiter nationally by ESPN.com (2014), a top 25 national recruiter seven times by Rivals.com (2012, 2014, 2015, 2016, 2017, 2018, 2019) and the ACC Recruiter of the Year in 2015 by Rivals and in 2018 by 247Sports.

ONE SMART MATHEMATICIAN

- ▶ Graduated cum laude with a degree in mathematics, having earned President's List recognition with a 4.0 grade-point average in 2001 and 2002.



JEFF SCOTT YEAR-BY-YEAR

3rd Season as a Head Coach

16th season overall in collegiate coaching

| YEAR | SCHOOL | RECORD | POSTSEASON |
|--------------------------|----------|-------------|------------|
| 2022 | USF (HC) | 0-1 | - |
| 2021 | USF (HC) | 2-10 | - |
| 2020 | USF (HC) | 1-8 | - |
| HEAD COACH RECORD | | 3-19 | - |

| | | | |
|---------------------------|----------------------------------|-------------------------|----------------------------|
| 2019 | Clemson (Co-Offensive Coord./WR) | 14-1* | CFP Championship Game |
| 2018 | Clemson (Co-Offensive Coord./WR) | 15-0* | CFP National Title |
| 2017 | Clemson (Co-Offensive Coord./WR) | 12-2* | CFP (Sugar) |
| 2016 | Clemson (Co-Offensive Coord./WR) | 14-1* | CFP National Title |
| 2015 | Clemson (Co-Offensive Coord./WR) | 14-1* | CFP Championship Game |
| COORDINATOR RECORD | | 70-5^A | *5 ACC Titles/5 CFP |

^A Became coordinator in 2014 Russel Athletic Bowl

| | | | |
|---------------------------------------|--------------------------------------|---------------------------|--|
| 2014 | Clemson (WR Coach/Recruiting Coord.) | 10-3 | Russel Athletic Bowl (W) |
| 2013 | Clemson (WR Coach/Recruiting Coord.) | 11-2 | Orange Bowl (W) |
| 2012 | Clemson (WR Coach/Recruiting Coord.) | 11-2 | Chick-fil-A Bowl (W) |
| 2011 | Clemson (WR Coach/Recruiting Coord.) | 10-4* | Orange Bowl (L) |
| 2010 | Clemson (WR Coach/Recruiting Coord.) | 6-7 | Meineke Bowl (L) |
| 2009 | Clemson (WR Coach/Recruiting Coord.) | 9-5 | Music City Bowl (L) |
| 2008 | Clemson (GA then WR Coach) | 7-6 ^A | Gator Bowl (L) |
| CLEMSON ASSISTANT COACH RECORD | | 130-31^A | ^A assistant midway through 2008 |

| | | | |
|--------------------------------|----------------------------------|-------------|----------------------------|
| 2007 | Presbyterian College (WR Coach) | | |
| BOWL RECORD (Assistant) | | 10-5 | 15 Bowl Games |
| CFP GAMES (Assistant) | | 6-3 | 2-2 in Championship |
| HIGH SCHOOL | | | |
| 2005-06 | Head Coach, Blythewood HS (S.C.) | | won 3A State Title |

Scott helped lead the Clemson to five straight College Football Playoff appearances, four CFP Championship games and national titles in the 2016 and 2018 seasons while coaching in nine CFP games and posting a 6-3 record.

2022 USF FOOTBALL STAFF



TRAVIS TRICKETT

Offensive Coordinator/Quarterbacks

Alma Mater: West Virginia, '07

1st Season with USF

- Came to USF from alma mater West Virginia (WR, TE)
- Previously OC at FAU, Georgia State & Samford
- Ranked among top recruiters in Big 12 (key in Miami)



ALLEN MOGRIDGE

Offensive Line Coach/Assistant Head Coach

Alma Mater: North Carolina, '99

3rd Season with USF

- O-line at FIU ranked in top 10 in sacks in '18 & '19
- Helped FIU to three straight bowl appearances
- Has nearly 20 years of coaching experience



CAM AIKEN

Running Backs/Run Game Coordinator

Alma Mater: Clemson, '11

2nd Season with USF

- Previous 9 seasons on Clemson staff
- Worked closely with Scott on offensive planning at Clemson
- Part of 6 CFP runs and 2 national championships with Tigers



BOBBY BENTLEY

Wide Receivers/Pass Game Coordinator

Alma Mater: Presbyterian, '90

2nd Season with USF

- Spent previous 5 seasons at South Carolina
- Highly successful high school coach in South Carolina
- Named a Rivals Top 25 Recruiter in 2019



XAVIER DYE

Tight Ends Coach/Recruiting Coordinator

Alma Mater: Clemson, '10

3rd Season with USF

- Scott was his position coach as a WR at Clemson
- Coached with Scott at Clemson as a GA with the WRs
- Wide receivers coach at West Virginia in 2019



ALBERT BOONE

Associate AD for Football Operations

Alma Mater: Florida State, '03

5th Season with USF




CHAD MORRIS

Senior Offensive Analyst

Alma Mater: Texas A&M, '92

1st Season with USF

- Head coach at Arkansas (2018-19) & SMU (2015-17)
- Offensive coordinator at Auburn (2020)
- Offensive coordinator at Clemson (2011-14)



BOB SHOOP

Defensive Coordinator/Safeties

Alma Mater: Yale, '88

1st Season with USF

- 2-time Defensive Coordinator of the Year (2014 & 2018)
- 2018 Broyles Award Finalist (Mississippi State)
- 17 years as a DC (Tennessee, Penn State, Vandy, etc.)



ERNIE SIMS

Co-Defensive Coord./Linebackers Coach

Alma Mater: Florida State, '18

3rd Season with USF

- No. 9 overall pick in the 2006 NFL Draft/8 NFL seasons
- All-America linebacker at Florida State/No. 1 recruit in '03
- Parade and USA Today prep All-American



DANIEL DA PRATO

Special Teams Coordinator

Alma Mater: Louisiana-Monroe, '03

3rd Season with USF

- Coached at Arkansas in 2019
- Coached two All-Americans at Montana State
- Played quarterback at ULM from 2002-03




GEORGE BARLOW

Cornerbacks Coach

Alma Mater: Marshall, '90

2nd Season with USF

- Previous 7 seasons at NC State/Asst. HC for defense
- Brings 30 years of collegiate coaching experience
- Played safety at Marshall



DA'QUAN BOWERS

Defensive Line Coach

Alma Mater: Clemson, '19

3rd Season with USF

- Was No. 1 overall high school prospect by ESPN in 2008
- Second-round draft pick of the Tampa Bay Bucs in 2011
- Coached with Jeff Scott at Clemson




A.J. ARTIS

Strength & Conditioning Coach

Alma Mater: Campbell, '15

2nd Season with USF

- Previously head strength & conditioning coach at Tennessee
- Spent two seasons at Duke
- Three-year football letterman at Campbell (WR & TE)



MIKE GIGLIO

Director of Recruiting and Pro Liaison

Alma Mater: Florida, '08

6th Season with USF



THE HERD

In 2015, the USF Student Government passed a resolution to officially rename the USF student section The Herd. USF's student section can number more than 12,000, making it among the largest in the nation. Front row fans that arrive early and paint their bodies green and gold are known as **The Beef Studs**.

BULLS IN THE POLLS - WEEKS IN TOP 25: 48; TOP 20: 32; TOP 15: 12; TOP 10: 4

| 2022 WEEK | AP | COACHES |
|-----------|----|---------|
| Preseason | NR | NR |
| Week 1 | NR | NR |
| Week 2 | NR | NR |

ASSOCIATED PRESS (Week 1)

| RK | TEAM | RECORD | PTS | TREND |
|----|---------------------|--------|-------|-------|
| 1 | Alabama (54) | | 1,566 | 2 |
| 2 | Ohio State (6) | | 1,506 | 6 |
| 3 | Georgia (3) | | 1,455 | 1 |
| 4 | Clemson | | 1,292 | 14 |
| 5 | Notre Dame | | 1,242 | 8 |
| 6 | Texas A&M | | 1,212 | NR |
| 7 | Utah | | 1,209 | 12 |
| 8 | Michigan | | 1,203 | 3 |
| 9 | Oklahoma | | 956 | 10 |
| 10 | Baylor | | 884 | 5 |
| 11 | Oregon | | 831 | 22 |
| 12 | Oklahoma State | | 814 | 7 |
| 13 | NC State | | 752 | 20 |
| 14 | Southern California | | 711 | NR |
| 15 | Michigan State | | 631 | 9 |
| 16 | Miami (Fla.) | | 476 | NR |
| 17 | Pitt | | 383 | 13 |
| 18 | Wisconsin | | 365 | NR |
| 19 | Arkansas | | 348 | 21 |
| 20 | Kentucky | | 332 | 18 |
| 21 | Ole Miss | | 324 | 11 |
| 22 | Wake Forest | | 303 | 15 |
| 23 | Cincinnati | | 265 | 4 |
| 24 | Houston | | 263 | 17 |
| 25 | BYU | | 234 | 19 |

COACHES POLL (WEEK 1)

| RK | TEAM | REC | PTS | 1st Prev | HI/LO |
|----|---------------------|-----|------|----------|------------|
| 1 | Alabama | 0-0 | 1634 | 54 | NR --_1/1 |
| 2 | Ohio State | 0-0 | 1564 | 5 | NR --_2/2 |
| 3 | Georgia | 0-0 | 1542 | 6 | NR --_3/3 |
| 4 | Clemson | 0-0 | 1356 | 0 | NR --_4/4 |
| 5 | Notre Dame | 0-0 | 1284 | 0 | NR --_5/5 |
| 6 | Michigan | 0-0 | 1232 | 0 | NR --_6/6 |
| 7 | Texas A&M | 0-0 | 1219 | 0 | NR --_7/7 |
| 8 | Utah | 0-0 | 1134 | 0 | NR --_8/8 |
| 9 | Oklahoma | 0-0 | 1027 | 0 | NR --_9/9 |
| 10 | Baylor | 0-0 | 891 | 0 | NR --10/10 |
| 11 | Oklahoma State | 0-0 | 859 | 0 | NR --11/11 |
| 12 | Oregon | 0-0 | 734 | 0 | NR --12/12 |
| 13 | NC State | 0-0 | 726 | 0 | NR --13/13 |
| 14 | Michigan State | 0-0 | 711 | 0 | NR --14/14 |
| 15 | Southern California | 0-0 | 602 | 0 | NR --15/15 |
| 16 | Pittsburgh | 0-0 | 450 | 0 | NR --16/16 |
| 17 | Miami | 0-0 | 433 | 0 | NR --17/17 |
| 18 | Texas | 0-0 | 383 | 1 | NR --18/18 |
| 19 | Wake Forest | 0-0 | 381 | 0 | NR --19/19 |
| 20 | Wisconsin | 0-0 | 369 | 0 | NR --20/20 |
| 21 | Kentucky | 0-0 | 353 | 0 | NR --21/21 |
| 22 | Cincinnati | 0-0 | 339 | 0 | NR --22/22 |
| 23 | Arkansas | 0-0 | 334 | 0 | NR --23/23 |
| 24 | Mississippi | 0-0 | 327 | 0 | NR --24/24 |
| 25 | Houston | 0-0 | 257 | 0 | NR --25/25 |

FOR THE RECORD:

HOME; ROAD; CONFERENCE; NON-CONFERENCE MARKS

HOME RECORD

■ **OVERALL:** 101-58 (.636) record in home games since the program started in 1997

RAYMOND JAMES STADIUM: 95-55 (.633)

* USF played the 1997 home schedule and the first two games of the '98 season in Tampa Stadium, going 6-3, moving to Raymond James for the Citadel game in '98.

■ **Winning Home Record:** 17 of 22 seasons.

Undefeated Home Record: 3 seasons: 2002, '01 & '00

One Loss Home Record: 8 seasons: 2017, '16, '15, '07, '06, '05, 1999 & '98.

Best Home Record: 7-0 in 2001.

■ **Losing home records:** 6 seasons: 2020 (1-3); 2019 (2-5); 2014 (2-5); 2013 (1-5); 2012 (2-4), 2011 (3-4) and 2004 (2-4).

ROAD GAME RECORD

■ **OVERALL:** 53-76 record in true road games

■ **Road winning road records:**

6 seasons: 2017, '16, '10, '07, '03 & '02

Road .500 record: 5 seasons: 2018, '09, '08, '06 & 1998

■ **CONFERENCE ROAD GAMES:** 29-44

American Conference Road Games: 15-21

Most Wins in a season: 4 (2016)

CONFERENCE RECORD

After spending the first six seasons of program history as an independent, USF joined Conference USA in 2003 and moved to the BIG EAST in 2005. Realignment morphed the BIG EAST into The American in 2013.

■ **OVERALL:** 60-83 in 20th year as conference member.

AMERICAN: 30-42; 10th season;

BIG EAST: 22-34 (.392) eight seasons;

C-USA 8-8 (.500) two seasons.

■ **AAC East Division:** 18-8 (.692), 5 seasons

Losses: vs. UCF (2017, 2018, 2019), at Temple (2016, 18 & 19), Cincinnati (2018, 2019)

■ **Most wins in a season:** 7, 2016.

■ **Conference Openers:** 10-8, 5-3 in The American.

NON-CONFERENCE RECORD

OVERALL: 50-29 (.638) in regular-season, nonconference games in 17th season as a conference member.

■ **AMERICAN:** 17-17, 10th season.

■ **BIG WINS Since 2007:** at Notre Dame (2011), vs. Miami (2010), at Florida State (2009), at N.C. State (2008), vs. No. 10 Kansas (2008), at Auburn (2007) & vs. North Carolina (2007).

■ **BIG EAST (2005-2012):** 30-9 (.769) in regular-season, nonconference matchups in 8 seasons.

■ **C-USA:** 3-3 (.500) record in two seasons.

VS. RANKED TEAMS

■ **STREAK:** Lost last 12

■ **LAST:** L, 50-21, vs. No. 25 BYU, Sept. 3, 2022

■ **LAST WIN:** W, 52-45 vs. No. 22 Navy on Oct. 28, 2016 in Raymond James Stadium.

■ **OVERALL RECORD:** 11-34 all-time vs. FBS ranked teams since joining the FBS in 2000.

15-39 overall vs. ranked foes, including a 4-5 record vs. I-AA (FCS) teams from 1997-2000.

■ **AT HOME:** USF is 7-18 at home vs. FBS ranked teams, last posting a win with a 52-45 win vs. No. 22 Navy, Oct. 28, 2016.

■ **ON THE ROAD:** 4-15 on the road vs. FBS ranked, last posting a win with a 23-20 victory at No. 16/18 Notre Dame on Sept. 3, 2011.

Wins vs. ranked teams on the road: W, 24-19 at No. 9 West Virginia (2006); W, 26-23 at No. 17 Auburn (2007); W, 17-7 at No. 18 Florida State (2009); W, 23-20 at No. 16 Notre Dame (2011)

FUTURE NON-CONFERENCE SCHEDULES

| 2023 | 2024 | 2025 | 2026 | 2027 | 2028 | 2029 |
|------------------------|----------------------|-----------------------|--------------------------|-------------------------|------------------|------------------------|
| Sept. 2 at W. Kentucky | Aug. 31 LOUISVILLE | Aug. 30 BOISE STATE | Sept. 5 FAU | Sept. 4 MIAMI | Sept. 2 UCONN | Sept. 15 NOTRE DAME |
| Sept. 9 FLORIDA A&M | Sept. 7 at Alabama | Sept. 6 at Florida | Sept. 12 at Alabama | Sept. 11 at Boise State | Sept. 9 at Miami | 2031 |
| Sept. 16 ALABAMA | Sept. 14 NC STATE | Sept. 13 at Miami | Sept. 26 BETHUNE-COOKMAN | Sept. 18 FLORIDA A&M | | Sept. 13 at Notre Dame |
| Oct. 21 at UConn | Sept. 21 W. KENTUCKY | Sept. 20 SAN JOSE ST. | Oct. 17 at BYU | Sept. 25 at N. Illinois | | |

BULLS IN THE NFL

USF has 8 former Bulls on 2022 NFL rosters as of Aug. 29.

Player (Pos.) _____ Team (Yrs with Team)

Bruce Hector (DE) _____ Lions (2021-22)
 D'Ernest Johnson (RB) _____ Browns (2019-22)
 Marlon Mack (RB) _____ Texans (2022)
 Mike Love (DE) _____ Bills (2018-22)
 Austin Reiter (OL) _____ Chiefs (2022)
 Dadrin Senat (DT) _____ Buccaneers (2022)
 Marquez Valdes-Scantling (WR) _____ Chiefs (2022)
 Mitchell Wilcox (TE) _____ Cincinnati Bengals (2020-22)



USF STUDENTS BRING THE NOISE TO RAY JAY

■ USF boasts one of the largest student sections in the country with 12,501 seats allocated to students and the ability to place as many as 16,000+ in the stadium.

■ USF students occupy the north endzone at Raymond James Stadium just below the Buccaneers pirate ship.

■ **The Beef Studs** are the most passionate student supporters who regularly occupy the first row and paint their bodies green and gold while donning bull horns.

USF FOOTBALL RADIO SHOW

The USF Football Radio Show airs Wednesday nights from 6-7 p.m. on 102.5-HD2 and digitally on TuneIn Radio Bulls Unlimited channel and can be watched on Youtube and Facebook (USF Football page). Bulls Head Coach Jeff Scott will join host Jim Louk, the Voice of the Bulls, and Joey Johnston,



CLEMSON CONNECTION

Head Coach **Jeff Scott** is just one of five primary staff connections for the USF program to the Clemson program. **Assistant Coaches Da'Quan Bowers and Xavier Dye** both played at Clemson and coached at Clemson. Bowers earned consensus All-America honors following his junior season at Clemson in 2010 in which he posted 67 tackles, 26 tackles for loss and led the nation with 15.5 sacks. He earned the Bronko Nagurski Trophy as college football's top defensive player, the Ted Hendricks Award as the nation's top defensive end and the ACC's Defensive Player of the Year award. A dean's list student at Clemson, Dye played wide receiver for the Tigers from 2007-10 and was two-year starter (2009-10). **Assistant coach Cam Aiken** who worked on Dabo Swinney's staff for nine seasons, serving last season as a senior offensive assistant helping the Tigers to once again return to the College Football Playoff as he worked closely with offensive coordinator Tony Elliott. The most recent Clemson addition is senior **offensive analyst Chad Morris**. Morris and Scott previously worked together as part of a highly successful offensive staff at Clemson from 2011-14, as the pair helped the Tigers go 42-11 over that four-year span and set the program on a trajectory to win two national championships (2016 and 2018) and make four CFP National Championship game appearances (2015, 2016, 2018, 2019). Morris served as offensive coordinator/quarterbacks coach and Scott as wide receivers coach/recruiting coordinator during that period before Morris left to become the head coach at SMU and Scott moved into the role of co-offensive coordinator, which he held through 2019.

BOWDEN DNA RUNS IN USF PROGRAM

The Bobby Bowden influence is unmistakable throughout the Bulls' program. USF head coach Jeff Scott practically grew up on the practice field and in the locker room of Florida State football. That's where he mingled with dozens of All-American players as he tagged along with his father, Brad, a Seminoles assistant. That's where he decided — at age 11 — that he would one day become a college football coach. And that's where he watched and learned from the legendary Bobby Bowden. Scott vividly remembers the classic 1991 game at Doak Campbell Stadium — No. 1-ranked FSU vs. the No. 2 Miami Hurricanes. Scott sat deep in the metal locker area of quarterback Charlie Ward, a future Heisman Trophy winner, while Ward sat on a stool and Bowden came in to address the players. Scott was 3 when the family moved to Tallahassee after his father accepted a position on Bowden's staff in 1983. He was 13 when the Seminoles defeated Nebraska 18-16 on Jan. 1, 1994 at the Orange Bowl, then his father left the next day to become head coach at South Carolina.

Brad Scott, the offensive coordinator on Bowden's first national-championship team, is assisting his son as the USF chief of staff. He served for 11 seasons as an assistant coach at Florida State under Bobby Bowden, the last four seasons as offensive coordinator, helping develop Heisman Trophy winner Charlie Ward and the "Fast Break" offense the Seminoles used to win the 1993 national title.

USF's linebackers coach is Ernie Sims, a Tallahassee native and former FSU All-American who achieved his dream of playing for Bowden. Sims has a photo in his office of Bowden visiting his home during a recruiting session, when Bowden brought the No. 34 jersey (retired to honor former All-American Ron Sellers) and said Sims would be allowed to wear it if he signed with FSU.

YOUNG GUNS

Entering his third season, USF's Jeff Scott is the second-youngest head football coach in the American Athletic Conference and the 21st-youngest in the Football Bowl Subdivision. Scott is younger than all but one opposing head coach (SMU's Rhett Lashlee) on USF's 2022 schedule after being younger than all coaches he faced in 2020 and 2021. Here are the youngest head coaches in each FBS conference (ages as of this season's Opening Weekend).

Jeff Scott, USF, 41 (Dec. 28, 1980)

American — Rhett Lashlee, SMU, 39 (June 9, 1983)

ACC — Mike Norvell, Florida State, 40 (Oct. 11, 1981)

Big Ten — P.J. Fleck, Minnesota, 41 (Nov. 29, 1980)

Big 12 — Neal Brown, West Virginia, 42 (March 11, 1980)

Conference USA — Will Healy, Charlotte, 37 (Jan. 16, 1985)

MAC — Sean Lewis, Kent State, 36 (April 11, 1986)

Mountain West — Andy Avalos, Boise State, 40 (Nov. 5, 1981)

Pac-12 — Dan Lanning, Oregon, 35 (April 10, 1986)

SEC — Elijah Drinkwitz, Missouri, 39 (April 12, 1983)

Sun Belt — Kane Wommack, South Alabama, 35 (April 19, 1987)

OFFENSIVE PLAYERS TO WATCH

QB
11

Davey O'Brien
Watch List



GERRY BOHANON • 6-3 • 226 • GR/JR

- Started 12 games last year at Baylor, leading the Bears to a 12-2 record, Big 12 Championship and Sugar Bowl victory over Ole Miss in his first season as a starter.
- Arrived at USF in the summer, quickly became a team leader, earned the starting job after Week 1 of camp.
- Spent four seasons and played in 27 games at Baylor, took the team from 2 wins the year before starting to 12 wins in his first season as a starter.
- 2021 All-Big 12 Honorable Mention: passed for 2,200 with 18 TD passes & ran for 323 yards and nine TDs.
- Mother is a principal and teacher - he is a three-time Big 12 All-Academic selection and a 12 time Commissioner's Honor Roll member.

WR
10

Biletnikoff
Watch List



XAVIER WEAVER • 6-1 • 180 • JR

- Led USF with career-high 113 yds vs. No. 25, BYU - 2nd career 100-yard game- Catches of 50, 27 & 21 yds.
- Stands 14th on USF career receiving chart with 1,130 yards, needs 1,006 for record.
- Led USF in receiving in 8 of 11 games he played in 2021 & for year: 41 catches, 715 yds, 17.3 ypc & 2 TD
- His 12.9 punt return average (9 returns) in 2021 would have ranked 6th nationally if he had 2 more returns.

WR
5



JIMMY HORN JR. • 5-9 • 174 • SO

- 89-yard kickoff return for a touchdown vs. No. 25 BYU (9.3.22)
- 2nd on the team with 30 receptions for 408 yards (13.6 ypc) in 2021.
- Career high 108 yards on 5 catches vs. Cincinnati, including an 80-yd TD catch & 95 yards after catch.
- Helped lead Seminole HS 2020 Class 8A state title.
- Four medals at 2021 Class 8A State Track and Field Championships...state champion 4X100-meter relay (time of 41.12 ranked among the top 10 nationally)...won long jump (23-0.75), fourth in 100 meters (10.81) & triple jump (46-4.25).

RB
0



JAREN MANGHAM • 6-2 • 231 • SR

- Led USF with 671 yds rushing; 13th in nation/3rd AAC with 15 rushing TD in 2021 - 3 shy of USF record (18).
- Posted at least two rushing TD in 6 games, including USF record 4 straight: Florida - SMU.
- Scored a TD in 7 straight games in 2021, 2nd-longest streak in USF history behind 11 by Marlon Mack
- Career-best 152 yards on 26 carries and two TD vs. Temple (10.23.21).
- Loves to cook Creole style learned from grandmother, Dianne Stewart, a New Orleans native who passed away from cancer on Sept. 4, 2020.

RB
3



KELLEY JOINER • 5-9 • 188 • JR

- Ranked second on team with 480 rushing yards and first with 6.2 ypc in 2021.
- Posted back-to-back 100 yard games with 126 vs Temple (10/23) & 103 at ECU (10/28) in 2021
- Has 4 career 100-yard games, including 116 vs. UCF in the final game of the 2020 season.
- Has five brothers and two sisters • Led USF with 387 yards rushing and 78 carries in 2020.
- Ran for 1,006 yards and 17 TD in 3 games in senior year at South Lake HS before breaking right leg.

RB
21

Hornung Watch List



BAY AREA
NATIVE

BRIAN BATTIE • 5-8 • 165 • SO

- CONSENSUS FIRST TEAM ALL-AMERICAN kick returner (2nd consensus AA in USF history)
- Led NATION with three 100-yard kickoff returns for TD in 2021; NCAA RECORD 2 vs. Houston (11/6)
- Ranked 5th in the nation averaging 32.5 yards per kickoff return, a USF season record.
- Has two career 100-yard rushing games - career-best 110 vs. Florida A&M in 2021 and 102 vs. UCF in 2020
- Hails from Sarasota, Fla. - the hometown of USF all-time great and current Houston Texan Marlon Mack
- Has led USF in rushing four times on his career.

QUARTERBACKS

Junior Baylor transfer **Gerry Bohanon (6-3, 226)** led the Bears to a 12-2 record and Sugar Bowl victory last year, passing for 2,200 yards and 18 TD and running for 323 and nine TD. Sophomore **Katravis Marsh (6-5, 232)**, who started at Cincinnati in 2020 and at ECU in 2021, has played in eight career games, has a strong arm and throws a beautiful deep ball. Freshman **Byrum Brown (6-3, 206)** was one of three finalists for North Carolina Mr. Football and joined the Bulls in January. The pro-style quarterback passed for 3,703 yards, 43 TD and four INT as a senior. 2022 Class signee, **Gunnar Smith (6-4, 180)**, joined the Bulls in the summer after throwing for 2,180 yards and 22 touchdowns in his senior season at Lake Mary High School.

RUNNING BACKS

The Bulls return their top three rushers in Mangham, Joiner and Battie. That group will be bolstered by the return of **K'Wan Powell (5-9, 205)** from a knee injury and the addition of Clemson transfer **Michel Dukes (5-10, 197)**, a top 50 running back out of high school who concluded his prep career with 8,762 yards and 117 touchdowns rushing, and **Jason Albritton (5-10, 225, Lithia, Fla.)**.

RECEIVERS


2021 leading receiver Xavier Weaver looks to build on a breakout season as he leads the return of USF's top three receivers, including Jimmy Horn and **Omarion Dollison (27 catches, 218 yards)**. USF also welcomes the return of **Latrell Williams (22 catches for 260 yards in 2020)** from a knee injury, 6-3 Baylor transfer **Yusuf Terry (6 for 62)**, **Sean Atkins (6 for 67)** and 6-4 **Holden Willis (2 for 43)**. The Bulls upgraded the position in the Class of 2022, including adding Clemson transfer **Ajou Ajou (6-3, 218)** - 39 catches for 686 yards and seven TD in his senior year at Clearwater Academy, and North Carolina transfer **Khafre Brown (6-0, 190)**, the No. 32-ranked receiver nationally and a four-star prospect.

TIGHT ENDS

Junior **Chris Carter (6-4, 236)** gives the Bulls a strong blocking presence and sophomore **Gunnar Greenwald (6-4, 244)** is skilled and athletic. The Bulls added Penn transfer **Chris Mottillo (6-6, 258)** in the summer. He started eight games and caught four passes for 53 yards for the Quakers before an injury ended his season. Freshman **Jayson Littlejohn (6-4, 236)** joined the team in the spring and will also be a presence.

OFFENSIVE LINE

The Bulls return all five starters from 2021, including center **Brad Cecil (6-4, 294)**, left guard **Demetris Harris (6-3, 315)**, left tackle **Donovan Jennings (6-5, 312)**, right guard **Dustyn Hall (6-3, 303)** and right tackle **Demontrey Jacobs (6-6, 315)** — representing a combined 136 career starts with Harris (41), Cecil (38) and Jennings (31) having played the better part of four seasons together. Sophomore tackle **Josh Blanchard (6-3, 301)**, returns and the Bulls added experienced FBS transfers in **Derrell Bailey Jr. (6-6, 289, Virginia Tech)**, **Mike Lofton (6-2, 312, UCF)** and **Zach Perkins (6-5, 315)**.



SPECIAL TEAMS

P
36



ANDREW STOKES

6-5 • 232 • SO

- 39.0 average on 56 punts in 2021
- A 27-year old from Perth, Australia
- Punted in the first ever football game he saw in person in the Bulls 2021 season-opener at NC State - averaged 45.1 ypp on eight attempts with a 66-yard long
- Comes from ProKick in Australia, the same program that sent punter Trent Schneider to USF. Schneider graduated last year holding nearly every USF punting record.
- Played Australian rules football for seven seasons, playing for the Railways in the Great Northern Football League before getting picked up by East Fremantle of the WA Football League.
- Moved across the Australian continent from Perth in the west to Melbourne to train for a year at ProKick with former Indiana punter Tyson Beattie (2003-06).
- Working as a warehouse worker prior to pursuing his punting career.

DEFENSIVE PLAYERS TO WATCH

LB

5

2-Time
2nd Team
All-AACNagurski Watch List
Wuerfel Watch List

ANTONIO GRIER JR. • 6-1 • 223 • GR

- Led team with 92 stops, 3 sacks, 8 TFL and 4 QB hurries & tied for lead with 2 INT & 2 FF in 2021
- Averaged 11.7 tpg in last 3 2021 games, including career-high totals: 12 vs. Houston; 14 vs. Cincinnati
- Part of forcing a turnover in three straight games in 2021; (2 INT, 1 FF, 1 FR) vs. Tulsa, Temple & ECU
- Returned an interception 69 yards for a TD vs. Tulsa (10.16) and posted an INT vs. Temple (10.23)
- Named 2020 & 2021 second-team All-Conference.
- Has Led USF in tackles, TFL and sacks in two seasons (2020 & 2021); **217 career tackles**

LB

11

Lombardi
Watch List

DWAYNE BOYLES JR. • 6-3 • 230 • GR

- Posted 8 tackles and a team-high tying 2 TFL vs. No. 25 BYU (9.3.22)
- 2nd on the team with 68 tackles in 2021, led team with 2 FR and tied for lead with 2 INT & 2 FF
- Led USF with career-best 14 tackles and added a fumble recovery at ECU (10.28.21)
- Posted interceptions in back-to-back games at SMU and vs. Tulsa in 2021.
- 2019: Led USF in tackles (75), solo tackles (48) and tackles for loss (12.5).
- Has four career games with double-digit tackles; **215 career tackles**

CB

0



DAQUAN EVANS • 5-11 • 190 • GR/JR

- T4th on team with 59 tackles in 2021, added 2.5 TFL and 1 FR • Led team with 8 tackles at BYU
- Led team with 3 interceptions in 2020 - came in 3-straight games - returns of 56, 31 & 51 (TD) yards = 138, second all-time season at USF.
- Had a 51-yard pick-six at Memphis in 2020
- Nickname is "Day Day"

S

1



MATTHEW HILL • 6-1 • 187 • JR

- 6th with 50 tackles in 2021 • Led team with 11 stops at SMU (10.2.21)
- Played 94 snaps vs. Tulsa; On the field for virtually every defensive snap in games he played in 2021.
- Had an interception and 27-yard return at NC State in his first game as a safety.
- Transferred to USF from Auburn, where he was a wide receiver - recorded eight receptions as a sophomore (2019) before converting to safety in 2020

S

22



MEKHI LAPOINTE • 6-2 • 190 • GR

- Led team with 10 tackles and an interception vs. No. 25 BYU (9.3.22)
- T4th on the team with 59 tackles in 2021 and tied for the team lead with 2 INT and 3 pass break-ups
- A three-year starter with 6 career INT, 150 tackles and 39 career games played
- A #BayMade product from Armwood High School

DE

6



RASHAWN YATES • 6-3 • 282 • GR

- 2021 Athlon All-AAC Fourth Team • 2022 Athlon Preseason All-AAC
- 22 career starts since 2018 season
- A team-leader who has the trust and confidence of the coaching staff

DEFENSIVE LINE

The Bulls will have a new look defensive line. Senior **Rashawn Yates** (6-3, 282) returns after posting 13 tackles and a sack in 2021 as does fellow senior **Darrien Grant** (6-4, 257), returning from injury, junior **Jason Vaughn** (6-5, 246) - 19 tackles, 1.5 TFL in 2021 - and **Tramel Logan** (6-2, 249) - 15 tackles, 2 TFL. The Bulls added eight defensive linemen in the 2022 Class, including four-star defensive end **Michael Williams** (6-3, 247; Farmington Hills, Mich.) - 23.5 sacks in his senior year - and transfers in **Nick Bags** (6-3, 293, Temple), **Rashad Cheney Jr.** (6-2, 285, Minnesota), **Jatorian Hansford** (6-3, 265, Missouri), and **Jonathan Ross** (6-3, 243, Bowie State). Cheney was a four-star prospect that led his team to a Minnesota state championship with 45 tackles for loss and seven sacks. They are joined by high school signees **Jhalin Hobbs** (6-2, 291, Ruskin, Fla.), **Eddie Kelly** (6-4, 274, Orlando, Fla.) and **Jacquez Williams** (6-2, 293, Savannah, Ga.). Former USF basketball player **Bayron Matos** (6-9, 286) joined the team in the spring and looks to be a presence on the interior.

LINEBACKER

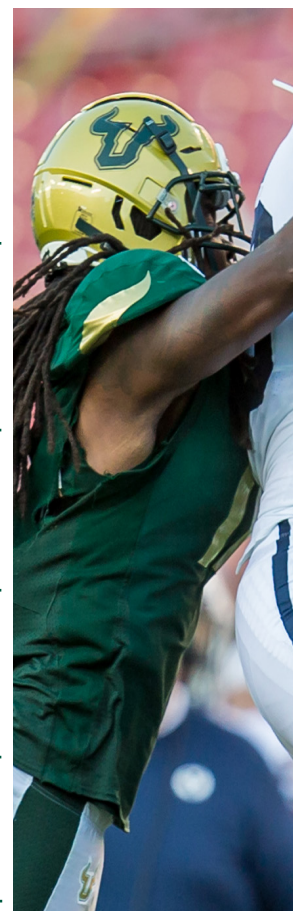
Dwayne Boyles and Antonio Grier bring a combined 55 starts and 416 tackles (43.5 TFL) into their senior seasons, having held down the middle of the defense the previous three seasons. Redshirt freshman **Mac Harris** (6-0, 230) returns from a shoulder injury in 2021 after showing some flashes in his true freshman campaign (2020), including eight tackles at Cincinnati. Senior **Brian Norris Jr.** (6-2, 225), sophomore **Davon Hicks** (6-0, 215) and redshirt freshman **CJ Ross** (5-11, 210) bring experience as the Bulls added considerable depth with three linebackers in the 2022 Class, including Minnesota transfer **DJ Gordon IV** (6-1, 220) - 126 tackles and 26 tackles for loss in his senior year Plant City HS -, **DeAunte Hunter** (6-4, 198, Valdosta, Ga.), who led Lowndes High School to the Georgia Class 7A quarterfinals, and junior college transfer **Jhalyn Shuler** (6-2, 220) - 88 tackles and 11 TLF at Coffeyville Community College.

CORNERBACKS

Daquan Evans (11 starts) held down one cornerback position last year while transfer **Christian Williams** (6-1, 185, Miami) saw action on the other side of the field posting four starts and 20 tackles while grabbing two interceptions. Transfer **TJ Robinson** (6-3, 194, Rutgers) started seven games and posted 31 tackles as a cornerback in 2021. Senior **Josh Green** (5-10, 182) saw action in eight games. Transfer **Aamaris Brown** (5-11, 197, Kansas State) - 80 tackles and 11 interceptions in his senior season at Tampa's Armwood High School - had a strong spring and has become a team leader.

SAFETIES

Returning senior **Mekhi LaPointe** brings leadership and significant USF experience (21 career starts, 59 tackles in 2021), and junior **Matthew Hill** started 10 games and posted 50 tackles and an interception in his first season as a safety and at USF. Transfer **Will Jones II** (5-9, 191, Kansas State) is among the Bulls' fastest players and showed great closing ability on the ball before suffering a torn ACL prior to Game 1 in 2021. Returners **T-Mac Simpson** (5-11, 190), **Chris Townsel** (6-2, 188), **Jayden Curry** (5-11, 200) and **Jaelen Stokes** (6-1, 191) all saw significant action in 2021 and transfer **Ray Thornton III** (6-1, 206, Clemson) - 27 tackles in 15 games at Clemson - bolsters the lineup.



SPECIAL TEAMS

K

32



SPENCER SHRADER

6-2 • 190 • JR

2021 LOU GROZA SEMIFINALIST 2022 LOU GROZA WATCH LIST

- 11-of-13 on FG on the year, with a career-long 52-yarder vs. Temple, a 49-yarder vs. FAMU and a 44-yarder vs. Tulsa.
- String of 9 straight makes ranks as third-longest in program history.
- Converted 15 of his last 17 attempts (misses from 52 & 48 in 2021 and 46 in 2020). Includes made field goals of 52, 49, 49, 47, 46, 44, 42, 41 & 41 yards.
- Has made 19 of 27 career field goals (70%) with a long of 52 yards.
- **Set a USF RECORD** in 2020 with FOUR 40-yard-plus field goals in a game at Memphis (49, 47, 46, 41)
- Named AAC Special Teams Player of the Week (Nov. 9, 2020)
- One of the faster Bulls, he scored on a fake punt, running for a 22-yard touchdown at UConn in 2019.
- Walk-on with a big leg. Handles all kickoffs. Has hit from 65 yards out in practice.
- Home schooled soccer player, went to Brazil to attempt to play professionally as a striker.
- Sister, Sophie, is a midfielder on the University of Tampa's women's soccer team.

NUMERICAL

| No. | Name |
|-----|------------------------|
| 0 | Daquan Evans, DB |
| 0 | Jaren Mangham, RB |
| 1 | Khafre Brown, WR |
| 1 | Matthew Hill, S |
| 2 | Michel Dukes, RB |
| 2 | TJ Robinson, DB |
| 3 | Vincent Davis, DB |
| 3 | Kelley Joiner, Jr., RB |
| 4 | Omarion Dollison, WR |
| 4 | Christian Williams, DB |
| 5 | Anontonio Grier, LB |
| 5 | Jimmy Horn, WR |
| 6 | Ajou Ajou, WR |
| 6 | Rashawn Yates, DE |
| 7 | Sincere Brown, WR |
| 7 | Will Jones II, DB |
| 8 | DJ Gordon IV, LB |
| 8 | Latrell Williams, WR |
| 9 | Aamaris Brown, CB |
| 10 | Nick Bags, DT |
| 10 | Xavier Weaver, WR |
| 11 | Gerry Bohanon, QB |
| 11 | Dwayne Boyles, LB |
| 12 | Ben Knox, CB |
| 12 | Katravis Marsh, QB |
| 13 | Tramel Logan, DE |
| 13 | Gunnar Smith, QB |
| 14 | Dequan Stanley, WR |
| 14 | Michael Williams, DE |
| 15 | Jayden Curry, S |
| 15 | Gavin Gosnell, QB |
| 16 | Ryan Bolduc, QB |
| 16 | Eddie Kelly, DL |
| 17 | Byrum Brown, QB |
| 17 | Jhalyn Shuler, LB |
| 18 | Jordan Smith, QB |
| 18 | Ray Thornton III, S |
| 19 | Jonathan Ross, DE |
| 19 | Yusuf Terry, WR |
| 20 | Javohn Thomas, WR |
| 21 | Brian Battie, RB |
| 21 | Jaelen Stokes, S |
| 22 | Mekhi LaPointe, DB |
| 22 | K'wan Powell, RB |
| 23 | Davon Hicks, LB |
| 23 | Holden Willis, TE |
| 24 | Mychael Hamilton, RB |
| 24 | Mac Harris, DB |
| 25 | Christopher Townsel, S |
| 26 | Tavin Ward, CB |
| 26 | Yasias Young, RB |
| 27 | Jordan Blackmon, S |
| 27 | Cameron Cobb, WR |
| 28 | Daylan Felton, RB |
| 28 | Jatorian Hansford, DE |
| 29 | Brian Norris, LB |
| 29 | Zack Sessa, K |
| 30 | DeAunte Hunter, LB |
| 31 | Pierse Stainton, P |
| 32 | Spencer Shrader, K |
| 33 | T-Mac Simpson, S |

2022 USF FOOTBALL ALPHABETICAL ROSTER

| No. | Name | Pos. | Ht. | Wt. | Class/Elig. | Hometown (Previous Schools) |
|-----|--------------------|------|------|-----|-------------|---|
| 89 | Collin Affleck | TE | 6-5 | 237 | Fr./Fr. | Great Falls, Va. (Langley HS) |
| 6 | Ajou Ajou | WR | 6-3 | 218 | Jr./So. | Brooks, Alberta, Canada (Clearwater Acad./Clemson) |
| 40 | Jason Albritton | RB | 5-10 | 224 | Fr./Fr. | Lithia, Fla. (Newsome HS) |
| 54 | Amer Amer | LB | 6-1 | 228 | So./RSFr. | Winter Garden, Fla. (Windermere HS) |
| 38 | Sean Atkins | WR | 5-10 | 170 | Gr./So. | Viera, Fla. (Viera HS) |
| 10 | Nick Bags | DL | 6-3 | 293 | Jr./So. | Wayne, N.J. (Tottenville HS/Temple) |
| 71 | Derrell Bailey Jr. | OL | 6-6 | 289 | Jr./So. | Greenback, Tenn. (Greenback HS/Virginia Tech) |
| 21 | Brian Battie | RB | 5-8 | 165 | Jr./So. | Sarasota, Fla. (Sarasota HS) |
| 48 | Andrew Beardall | LS | 6-0 | 212 | Gr./Jr. | Merritt Island, Fla. (Merritt Island HS) |
| 50 | Bryce Bernard | LS | 6-2 | 212 | Sr./So. | Neptune Beach, Fla. (Fletcher HS) |
| 83 | Logan Berryhill | WR | 6-4 | 188 | Gr./So. | Kingsland, Ga. (Camden County HS) |
| 72 | Cole Best | OL | 6-4 | 296 | So./RSFr. | Winter Park, Fla. (Trinity Prep) |
| 27 | Jordan Blackmon | S | 5-10 | 156 | So./RSFr. | Melbourne, Fla. (Eau Gallie HS) |
| 57 | Joshua Blanchard | OL | 6-3 | 294 | Jr./So. | Miami, Fla. (Norland HS) |
| 11 | Gerry Bohanon Jr. | QB | 6-3 | 226 | Gr./Jr. | Earle, Ark. (Earle HS/Baylor) |
| 16 | Ryan Bolduc | QB | 6-1 | 197 | So./RSFr. | Sarasota, Fla. (Cardinal Mooney HS) |
| 11 | Dwayne Boyles Jr. | LB | 6-3 | 230 | Gr./Sr. | Miami, Fla. (Miami Central HS) |
| 9 | Aamaris Brown | DB | 5-10 | 197 | Jr./Fr. | Seffner, Fla. (Armwood HS/Kansas State) |
| 17 | Byrum Brown | QB | 6-3 | 206 | Fr./Fr. | Raleigh, N.C. (Rolesville HS) |
| 1 | Khafre Brown | WR | 6-0 | 190 | Jr./So. | Charlotte, N.C. (West Mecklenburg HS/North Carolina) |
| 7 | Sincere Brown | WR | 6-5 | 181 | So./RSFr. | Charleston, S.C. (First Baptist School) |
| 39 | John Cannon | K | 5-9 | 176 | So./RSFr. | Fort Lauderdale, Fla. (University HS) |
| 88 | Chris Carter | TE | 6-4 | 236 | Gr./Jr. | Homestead, Fla. (South Dade HS) |
| 74 | Brad Cecil | OL | 6-4 | 294 | Gr./Sr. | Jacksonville, Fla. (Bartram Trail HS) |
| 90 | Rashad Cheney Jr. | DL | 6-2 | 285 | Sr./So. | Atlanta, Ga. (Cedar Grove HS/Minnesota) |
| 27 | Cameron Cobb | WR | 5-11 | 182 | Fr./Fr. | Tampa, Fla. (Wharton HS) |
| 53 | Drew Cornelius | OL | 6-5 | 280 | So./RSFr. | Franklin, Ga. (Heard County HS) |
| 15 | Jayden Curry | S | 5-11 | 200 | Jr./So. | Virginia Beach, Va. (IMG Academy) |
| 4 | Omarion Dollison | WR | 5-9 | 183 | Jr./So. | Columbia, S.C. (Gray Collegiate Academy) |
| 2 | Michel Dukes | RB | 5-10 | 197 | Sr./Jr. | Charleston, S.C. (First Baptist HS/Clemson) |
| 59 | Johnny Eaton | LB | 6-2 | 200 | Fr./Fr. | Melbourne, Fla. (Viera HS) |
| 96 | Chad Elder | DE | 6-3 | 241 | Fr./Fr. | Neptune Beach, Fla. (Fletcher HS) |
| 0 | Daquan Evans | CB | 5-11 | 190 | Gr./Jr. | Orlando, Fla. (Jones HS) |
| 36 | Tre'son Everett | WR | 6-4 | 205 | Fr./Fr. | Seminole, Fla. (Largo HS) |
| 28 | Daylan Felton | RB | 5-8 | 175 | So./RSFr. | Durham, N.C. (North Durham HS) |
| 98 | Danny Gonzalez | DT | 6-1 | 264 | Fr./Fr. | Jupiter, Fla. (The Benjamin School) |
| 47 | Connor Gordon | LS | 6-2 | 240 | Fr./Fr. | Sussex, Wisc. (Sussex Hamilton HS) |
| 8 | DJ Gordon IV | LB | 6-1 | 220 | Sr./So. | Plant City, Fla. (Plant City HS/Minnesota) |
| 15 | Gavin Gosnell | QB | 6-2 | 219 | Fr./Fr. | Hendersonville, N.C. (Hendersonville HS) |
| 99 | Darrien Grant | DE | 6-4 | 257 | Gr./Sr. | Bradenton, Fla. (Southeast HS) |
| 34 | Joshua Green | CB | 5-10 | 182 | Sr./Sr. | Palm Harbor, Fla. (East Lake HS/ Univ. of Pikeville) |
| 87 | Gunnar Greenwald | TE | 6-4 | 244 | So./So. | Satellite Beach, Fla. (Satellite HS) |
| 5 | Antonio Grier Jr. | LB | 6-1 | 223 | Gr./Sr. | Atlanta, Ga. (Mays HS) |
| 79 | Dustyn Hall | OL | 6-3 | 303 | Sr./So. | Punta Gorda, Fla. (Charlotte HS) |
| 20 | AJ Hamilton | CB | 5-10 | 183 | Jr./RSFr. | Dunnellon, Fla. (Dunnellon HS) |
| 24 | Mychael Hamilton | RB | 6-1 | 201 | Sr./Sr. | New Port Richey, Fla. (JW Mitchell HS/Ellsworth CC/SW Oklahoma St.) |
| 28 | Jatorian Hansford | DE | 6-4 | 265 | Sr./Sr. | Forsyth, Ga. (Mary Persons HS/Missouri) |
| 64 | Demetris Harris | OL | 6-3 | 315 | Gr./Sr. | Jacksonville, Fla. (Robert E. Lee HS) |
| 24 | Mac Harris | LB | 6-0 | 234 | Jr./RSFr. | The Villages, Fla. (The Villages Charter School) |
| 23 | Davon Hicks | LB | 6-0 | 215 | So./So. | Vero Beach, Fla. (Vero Beach HS) |
| 1 | Matthew Hill | S | 6-1 | 187 | Sr./Jr. | Lawrenceville, Ga. (Brookwood HS/Auburn) |
| 93 | Jhalin Hobbs | DL | 6-2 | 291 | Fr./Fr. | Ruskin, Fla. (Lennard HS) |
| 5 | Jimmy Horn Jr. | WR | 5-9 | 174 | So./So. | Sanford, Fla. (Seminole HS) |
| 30 | DeAunte Hunter | LB | 6-4 | 198 | Fr./Fr. | Valdosta, Ga. (Lowndes HS) |
| 67 | Demontrey Jacobs | OL | 6-6 | 315 | Gr./Sr. | Gonzales, La. (East Ascension HS/Grambling) |
| 73 | Donovan Jennings | OL | 6-5 | 312 | Gr./Sr. | Tampa, Fla. (Gaither HS) |
| 58 | Reggie Johnson II | LB | 6-0 | 212 | So./So. | Tampa, Fla. (Carrollwood Day HS) |
| 3 | Kelley Joiner Jr. | RB | 5-9 | 188 | Sr./Jr. | Clermont, Fla. (South Lake HS) |
| 49 | Kanaan Jones | S | 6-0 | 180 | Jr./Fr. | Lithia, Fla. (Newsome HS) |
| 7 | Will Jones II | S | 5-9 | 191 | Sr./So. | Mansfield, Texas (Summit HS/Kansas State) |
| 16 | Eddie Kelly | DL | 6-4 | 274 | Fr./Fr. | Orlando, Fla. (West Orange HS) |

2022 USF FOOTBALL ALPHABETICAL ROSTER

| | | | | | | |
|----|--------------------------|----|------|-----|-----------|--|
| 75 | Andrew Kilfoyl | OL | 6-5 | 317 | So./RSFr. | Tampa, Fla. (Gaither HS) |
| 12 | Ben Knox | CB | 6-2 | 192 | Jr./So. | DeLand, Fla. (DeLand HS) |
| 61 | Gannon Lanning | OL | 6-7 | 311 | So./RSFr. | Spring Hill, Fla. (Springstead HS) |
| 22 | Mekhi LaPointe | S | 6-2 | 190 | Gr./Sr. | Seffner, Fla. (Armwood HS) |
| 80 | Jayson Littlejohn | TE | 6-4 | 239 | Sr./Jr. | Hanford, Calif. (Sierra Pacific HS/College of the Sequoias) |
| 65 | Mike Lofton | OL | 6-2 | 312 | Jr./RSFr. | Clearwater, Fla. (Calvary Christian HS/UCF) |
| 13 | Tramel Logan | DE | 6-2 | 249 | Jr./So. | Miami, Fla. (Booker T. Washington HS) |
| 82 | Jackson Long | TE | 6-4 | 222 | Fr./Fr. | Hendersonville, Tenn. (Beech HS) |
| 0 | Jaren Mangham | RB | 6-2 | 231 | Sr./Sr. | Detroit, Mich. (Cass Tech HS/Colorado) |
| 12 | Katravis Marsh | QB | 6-5 | 232 | Jr./So. | Hialeah, Fla. (Miami Central HS) |
| 95 | Bayron Matos | DE | 6-9 | 291 | So./Fr. | Santo Domingo, Dominican Republic (Hamilton Heights Christian Acad.) |
| 41 | Colin McCreary | P | 6-1 | 210 | Gr./Sr. | Clarks Summit, Pa. (Abington Heights HS/Monmouth) |
| 42 | Lewai Mitchell | S | 6-1 | 186 | So./RSFr. | Maitland, Fla. (Orangewood Christian HS) |
| 86 | Chris Mottillo | TE | 6-6 | 258 | Gr./Jr. | Erie, Pa. (Mercyhurst Prep/Penn) |
| 29 | Brian Norris Jr. | LB | 6-2 | 225 | Gr./Jr. | Chiefland, Fla. (Chiefland HS) |
| 63 | Brock Parry | OL | 6-3 | 304 | Jr./RSFr. | Coral Springs, Fla. (JP Taravella HS/Florida Tech) |
| 77 | Zach Perkins | OL | 6-5 | 315 | Jr./RSFr. | Tampa, Fla. (Berkeley Prep HS/Maryland) |
| 22 | K'wan Powell | RB | 5-9 | 205 | So./RSFr. | Vernon, Fla. (Vernon HS) |
| 35 | Bailey Purcell | WR | 5-11 | 177 | So./RSFr. | Seminole, Fla. (Seminole HS) |
| 81 | Garret Reynolds | WR | 6-1 | 178 | So./RSFr. | Lake Wales, Fla. (Lake Wales HS) |
| 46 | Dylan Ridolph | LB | 6-0 | 222 | So./RSFr. | Wesley Chapel, Fla. (Wiregrass Ranch HS) |
| 84 | Cade Roberts | WR | 5-11 | 183 | Fr./Fr. | Santa Rosa Beach, Fla. (South Walton HS) |
| 2 | TJ Robinson | S | 6-3 | 194 | Sr./So. | Riverview, Fla. (Riverview HS/Rutgers) |
| 45 | CJ Ross | LB | 5-11 | 211 | So./RSFr. | Jacksonville, Fla. (Trinity Christian Academy) |
| 19 | Jonathan Ross | DE | 6-3 | 243 | Gr./Jr. | Waldorf, Md. (St. Charles HS/Bowie State) |
| 53 | De'Juan Sease | DT | 6-2 | 282 | Sr./Jr. | Bamberg, S.C. (Bamberg-Ehrhardt HS/Allen University) |
| 29 | Zack Sessa | K | 6-0 | 187 | So./Fr. | Venice, Fla. (Venice HS/Florida/Georgia Southern) |
| 32 | Spencer Shrader | K | 6-2 | 190 | Sr./Jr. | Lithia, Fla. (Newsome HS) |
| 17 | Jhalyn Shuler | LB | 6-1 | 220 | Jr./Jr. | Abbeville S.C. (Abbeville HS/Coffeyville CC) |
| 33 | Timarcus "T-Mac" Simpson | S | 5-11 | 190 | Sr./Jr. | Tampa, Fla. (Sickles HS/Eastern Michigan) |
| 55 | Colby Smith | DT | 6-3 | 269 | So./RSFr. | Neptune Beach, Fla. (Fletcher HS) |
| 13 | Gunnar Smith | QB | 6-4 | 205 | Fr./Fr. | Lake Mary, Fla. (Lake Mary HS) |
| 18 | Jordan Smith | QB | 6-1 | 180 | Jr./RSFr. | Lake City, Fla. (Columbia HS) |
| 31 | Pierse Stainton | P | 6-2 | 190 | Fr./Fr. | Sarasota, Fla. (Cardinal Mooney HS) |
| 14 | Dequan Stanley | WR | 5-10 | 176 | So./RSFr. | St. Augustine, Fla. (St. Augustine HS) |
| 36 | Andrew Stokes | P | 6-5 | 232 | So./So. | Perth, Australia (ProKick) |
| 21 | Jaelen Stokes | S | 6-1 | 190 | So./So. | Auburndale, Fla. (Auburndale HS) |
| 94 | Keeon Terrell | DE | 6-3 | 254 | So./RSFr. | Fort Myers, Fla. (Fort Myers HS) |
| 19 | Yusuf Terry | WR | 6-3 | 180 | Sr./So. | Philadelphia, Pa. (Imhotep Charter HS/Baylor) |
| 35 | Chris Thomas | S | 6-0 | 181 | Fr./Fr. | Bradenton, Fla. (Southeast HS) |
| 20 | Javohn Thomas | WR | 6-3 | 191 | Fr./Fr. | Tampa, Fla. (Sickles HS) |
| 18 | Ray Thornton III | S | 6-1 | 206 | Sr./So. | Columbus, Ga. (Central HS/Clemson) |
| 25 | Christopher Townsel | S | 6-2 | 188 | Jr./So. | Deerfield Beach, Fla. (Dearfield Beach HS) |
| 78 | Alec Valet | OL | 6-3 | 265 | Gr./RSFr. | Titusville, Fla. (Astronaut HS/Jacksonville Univ.) |
| 40 | Jason Vaughn | DE | 6-5 | 246 | Gr./Jr. | Miami, Fla. (Advance Prep Acad.) |
| 37 | Trey Wagner | WR | 6-1 | 175 | Fr./Fr. | Greenville, S.C. (Christ School) |
| 26 | Tavin Ward | CB | 6-1 | 190 | Fr./Fr. | Fort Myers, Fla. (North Fort Myers HS) |
| 10 | Xavier Weaver | WR | 6-1 | 180 | Sr./Jr. | Orlando, Fla. (Orlando Christian Prep) |
| 4 | Christian Williams | CB | 6-1 | 185 | Sr./Jr. | Daphne, Ala. (Daphne HS/Miami) |
| 44 | Jacquez Williams | DT | 6-2 | 293 | Fr./Fr. | Savannah, Ga. (Jenkins HS) |
| 8 | Latrell Williams | WR | 5-11 | 188 | Gr./Sr. | Lake City, Fla. (Columbia HS/Independence CC/Tennessee) |
| 14 | Michael Williams II | DE | 6-3 | 247 | Fr./Fr. | Farmington Hills, Mich. (West Bloomfield HS) |
| 23 | Holden Willis | WR | 6-4 | 210 | So./So. | Greenback, Tenn. (Greenback School) |
| 6 | Rashawn Yates | DE | 6-3 | 282 | Gr./Sr. | Port St. Lucie, Fla. (Treasure Coast HS) |
| 26 | Yasias Young | RB | 5-9 | 187 | Jr./RSFr. | Fort Myers, Fla. (Fort Myers HS) |

NUMERICAL

| | |
|----|-----------------------|
| 34 | Joshua Green, CB |
| 35 | Bailey Purcell, WR |
| 35 | Chris Thomas, S |
| 36 | Tre'son Everett, WR |
| 36 | Andrew Stokes, P |
| 37 | Trey Wagner, WR |
| 38 | Sean Atkins, WR |
| 39 | John Cannon, K |
| 40 | Jason Albritton, RB |
| 40 | Jason Vaughn, DE |
| 41 | Colin McCreary, P |
| 42 | Lewai Mitchell, S |
| 44 | Jacquez Williams, DL |
| 45 | CJ Ross, LB |
| 46 | Dylan Ridolph, LB |
| 47 | Connor Gordon, LS |
| 48 | Andrew Beardall, LS |
| 49 | Kanaan Jones, S |
| 50 | Bryce Bernard, LS |
| 53 | Drew Cornelius, OL |
| 53 | De'Juan Sease, DT |
| 54 | Amer Amer, LB |
| 55 | Colby Smith, OL |
| 57 | Joshua Blanchard, OL |
| 58 | Reggie Johnson II, LB |
| 59 | Johnny Eaton, LB |
| 61 | Gannon Lanning, OL |
| 63 | Brock Parry, OL |
| 64 | Demetris Harris, OL |
| 65 | Mike Lofton, OL |
| 67 | Demontrey Jacobs, OLL |
| 71 | Derrell Bailey, OL |
| 72 | Cole Best, OL |
| 73 | Donovan Jennings, OL |
| 74 | Brad Cecil, OL |
| 75 | Andrew Kilfoyl, OL |
| 77 | Zach Perkins, OL |
| 78 | Alec Valet, OL |
| 79 | Dustyn Hall, OL |
| 80 | Jayson Littlejohn, TE |
| 81 | Garret Reynolds, WR |
| 82 | Jackson Long, TE |
| 83 | Logan Berryhill, WR |
| 84 | Cade Roberts, WR |
| 86 | Chris Mottillo, TE |
| 87 | Gunnar Greenwald, TE |
| 88 | Chris Carter, TE |
| 89 | Collin Affleck, TE |
| 90 | Rashad Cheney Jr., DL |
| 93 | Jhalin Hobbs, DL |
| 94 | Keeon Terrell, DE |
| 95 | Bayron Matos, DE |
| 96 | Chad Elder, DE |
| 98 | Danny Gonzalez, DT |
| 99 | Darrien Grant, DE |

USF FOOTBALL DEPTH CHART

(From Game 1)

OFFENSE

| POS | # | Name | Ht. | Wt. | Cl. |
|-------------|----|-------------------------|------|-----|-----|
| WR | 10 | Xavier Weaver | 6-1 | 180 | Jr. |
| | 6 | Ajou Ajou (TR) | 6-3 | 218 | So. |
| | 7 | Sincere Brown | 6-5 | 181 | Fr. |
| TE | 88 | Chris Carter | 6-4 | 236 | Jr. |
| | 87 | Gunnar Greenwald | 6-4 | 244 | So. |
| RT | 67 | Demontrey Jacobs (TR) | 6-6 | 315 | Gr. |
| | 61 | Gannon Lanning | 6-7 | 311 | Fr. |
| RG | 79 | Dustyn Hall | 6-3 | 303 | So. |
| | 65 | Mike Lofton (BA) (TR) | 6-2 | 312 | Fr. |
| C | 74 | Brad Cecil | 6-4 | 294 | Gr. |
| | 72 | Cole Best | 6-4 | 296 | Fr. |
| LG | 64 | Demetris Harris | 6-3 | 315 | Gr. |
| | 77 | Zach Perkins (BA) (TR) | 6-5 | 315 | Fr. |
| LT | 73 | Donovan Jennings (BA) | 6-5 | 312 | Gr. |
| | 71 | Derrell Bailey Jr. (TR) | 6-6 | 289 | So. |
| QB | 11 | Gerry Bohanon Jr. (TR) | 6-3 | 226 | Jr. |
| | 12 | Katravis Marsh | 6-5 | 232 | So. |
| HB | 0 | Jaren Mangham (TR) | 6-2 | 231 | Sr. |
| | 21 | Brian Battie (BA) | 5-8 | 165 | So. |
| | 2 | Michel Dukes (TR) | 5-10 | 197 | Jr. |
| SLOT | 5 | Jimmy Horn Jr. | 5-9 | 174 | So. |
| | 4 | Omarion Dollison | 5-9 | 183 | So. |
| WR | 1 | Khafre Brown (TR) | 6-0 | 190 | So. |
| | 23 | Holden Willis | 6-4 | 210 | So. |

(TR) = 4-YEAR SCHOOL TRANSFER

(BA) = NATIVE OF SEVEN-COUNTY TAMPA BAY AREA

SPECIALISTS

| POS | # | Name | Ht. | Wt. | Cl. |
|-----------|----|--------------------------------|-----|-----|-----|
| P | 36 | Andrew Stokes | 6-5 | 232 | So. |
| | 41 | Colin McCreary (TR) | 6-1 | 210 | Gr. |
| PK | 32 | Spencer Shrader (BA) | 6-2 | 190 | Jr. |
| | 29 | Zack Sessa (TR) | 6-0 | 187 | Fr. |
| H | 48 | Andrew Beardall | 6-0 | 212 | Gr. |
| LS | 50 | Bryce Bernard (field goal/PAT) | 6-2 | 212 | So. |
| | 48 | Andrew Beardall (punts) | 6-0 | 212 | Gr. |
| KO | 32 | Spencer Shrader (BA) | 6-2 | 190 | Jr. |

RETURNERS

| | | | | | |
|-----------|----|--------------------------------|------|-----|-----|
| KR | 21 | Brian Battie (BA) ALL-AMERICAN | 5-8 | 165 | So. |
| | 5 | Jimmy Horn Jr. | 5-9 | 174 | So. |
| | 2 | Michel Dukes (TR) | 5-10 | 197 | Jr. |
| PR | 9 | Aamaris Brown (BA) (TR) | 5-10 | 197 | Fr. |
| | 10 | Xavier Weaver | 6-1 | 180 | Jr. |
| | 5 | Jimmy Horn Jr. | 5-9 | 174 | Fr. |
| | 1 | Matthew Hill (TR) | 6-1 | 187 | Jr. |

PRONUNCIATIONS

- LISTEN TO PLAYERS PRONOUNCE
THEIR NAMES HERE:



DEFENSE

| POS | # | Name | Ht. | Wt. | Cl. |
|---------------|----|-------------------------|------|-----|-----|
| END | 13 | Tramel Logan | 6-2 | 249 | So. |
| | 19 | Jonathan Ross (TR) | 6-3 | 243 | Gr. |
| | 16 | Eddie Kelly | 6-4 | 274 | Fr. |
| TACKLE | 6 | Rashawn Yates | 6-3 | 282 | Sr. |
| | 10 | Nick Bags (TR) | 6-3 | 293 | So. |
| TACKLE | 90 | Rashad Cheney Jr. (TR) | 6-2 | 285 | So. |
| | 53 | De'Juan Sease | 6-2 | 282 | Jr. |
| | 95 | Bayron Matos | 6-9 | 291 | Fr. |
| END | 28 | Jatorian Hansford (TR) | 6-4 | 265 | Sr. |
| | 40 | Jason Vaughn | 6-5 | 246 | Jr. |
| | 99 | Darrien Grant (BA) | 6-4 | 257 | Gr. |
| MLB | 5 | Antonio Grier Jr. | 6-1 | 223 | Gr. |
| | 8 | DJ Gordon IV (BA) (TR) | 6-1 | 220 | So. |
| | 23 | Davon Hicks | 6-0 | 215 | So. |
| WLB | 11 | Dwayne Boyles Jr. | 6-3 | 228 | Jr. |
| | 29 | Brian Norris Jr. | 6-2 | 225 | Gr. |
| | 17 | Jhalyn Shuler | 6-1 | 220 | Jr. |
| CB | 4 | Christian Williams (TR) | 6-1 | 185 | Jr. |
| | 0 | Daquan Evans | 5-11 | 190 | Jr. |
| SS | 22 | Mekhi LaPointe (BA) | 6-2 | 190 | Sr. |
| | 33 | T-Mac Simpson (BA) (TR) | 5-11 | 190 | Jr. |
| NB | 1 | Matthew Hill (TR) | 6-1 | 187 | Jr. |
| | 15 | Jayden Curry | 5-11 | 200 | So. |
| | 21 | Jaalen Stokes | 6-1 | 190 | So. |
| FS | 2 | TJ Robinson (BA) (TR) | 6-3 | 194 | So. |
| | 7 | Will Jones II (TR) | 5-9 | 191 | So. |
| | 18 | Ray Thornton III (TR) | 6-1 | 206 | So. |
| CB | 9 | Aamaris Brown (BA) (TR) | 5-10 | 197 | Fr. |
| | 12 | Ben Knox | 6-2 | 192 | So. |

PRONUNCIATION CHART

| | | |
|----|-------------------|--------------------------------|
| 6 | AJOU AJOU | uh-JOE uh-JOE |
| 54 | AMER AMER | AY-mer AY-mer |
| 21 | Brian BATTIE | BAT-tee |
| 11 | GERRY Bohanon | GARY |
| 9 | AAMARIS Brown | uh-MAR-iss |
| 1 | KHAFRE Brown | CHAH-free |
| 2 | MICHEL Dukes | Michael |
| 4 | OMARION Dollison | oh-MAR-eee-ahn |
| 0 | DAQUAN Evans | duh-KWON |
| 28 | JATORIAN Hansford | juh-TORE-eee-en |
| 64 | DEMETRIS Harris | Duh-MEE-tris |
| 23 | DAVON Hicks | DAY-von |
| 10 | KELLEY Joiner | Kelly |
| 0 | Jaren MANGHAM | mang-UM |
| 12 | KATRAVIS Marsh | Kuh-TREY-viss (Trey for short) |
| 95 | BAYRON MATOS | BY-run MAT-occe |
| 42 | LEWAI Mitchell | LEE-vie |
| 86 | Chris MOTTILLO | moe-TILL-oh |
| 22 | MEKHI LaPointe | mah-KYE (sounds like: eye) |
| 13 | TRAMEL Logan | truh-MELL |
| 22 | K'WAN Powell | KAY-wahn |
| 53 | De'Juan SEASE | de-WAHN cease |
| 17 | JHALYN Shuler | JAY-lin |
| 14 | DEQUAN Stanley | DAY-kwahn |
| 19 | YUSUF Terry | YOO-suf |
| 10 | XAVIER Weaver | ex-ZAY-vee-er |
| 26 | YASIAS Young | yuh-SIGH-iss |

CAREER STARTS CHART

| | 2022 | 2020 | 2019 | 2018 | CAREER | |
|-------------------------|------|------|------|--------|--------|----|
| Demetris Harris (OL) | 1 | 12 | 6 | 12 | 11 | 42 |
| Brad Cecil (OL) | 1 | 12 | 7 | 12 | 7 | 39 |
| Dwayne Boyles (LB) | 1 | 12 | 6 | 11 | 2 | 32 |
| Donovan Jennings (OL) | 1 | 12 | 7 | 8 | 4 | 32 |
| Antonio Grier (LB) | - | 12 | 7 | 6 | - | 24 |
| Mekhi LaPointe (SS) | 1 | 11 | 6 | - | 4 | 22 |
| Rashawn Yates (DT) | 1 | 4 | 9 | 6 | 2 | 22 |
| Demontrey Jacobs (OL) | 1 | 11 | 2 | - | - | 14 |
| Dustyn Hill (OL) | 1 | 9 | 4 | - | - | 14 |
| Xavier Weaver (WR) | 1 | 10 | 2 | - | - | 13 |
| Daquan Evans (DB) | - | 11 | 1 | - | - | 12 |
| Matthew Hill (S) | 1 | 10 | - | - | - | 11 |
| Jaren Mangham (RB) | 1 | 8 | - | 1 (CO) | - | 10 |
| Latrell Williams (WR) | - | 3 | 7 | - | - | 10 |
| Kelley Joiner (RB) | - | 1 | 7 | 2 | - | 10 |
| Jason Vaughn (DE) | - | 8 | 1 | - | - | 9 |
| TJ Robinson (DB) | 1 | 7 | - | - | - | 8 |
| Omarion Dollison (WR) | - | 8 | - | - | - | 8 |
| Joshua Blanchard (OL) | - | - | 7 | - | - | 7 |
| Jimmy Horn Jr. (WR) | 1 | 5 | - | - | - | 6 |
| Christian Williams (DB) | 1 | 5 | - | - | - | 6 |
| Darrien Grant (DE) | - | 3 | 2 | - | - | 5 |
| Chris Townsel (DB) | - | - | 5 | - | - | 5 |
| Sean Atkins (WR) | - | 3 | - | - | - | 3 |
| Chris Carter (TE) | 1 | 1 | 1 | - | - | 3 |
| Tramel Logan (DL) | 1 | 1 | - | - | - | 2 |
| Mac Harris (S) | - | - | 2 | - | - | 2 |
| Katravis Marsh (QB) | - | 1 | 1 | - | - | 2 |
| Gerry Bohanon (QB) | 1 | - | - | - | - | 1 |
| Jatorian Hansford (DE) | 1 | - | - | - | - | 1 |
| Aamaris Brown (CB) | 1 | - | - | - | - | 1 |
| Rashad Cheney (DT) | 1 | - | - | - | - | 1 |
| Khafre Brown (WR) | 1 | - | - | - | - | 1 |
| DJ Gordon (LB) | 1 | - | - | - | - | 1 |
| Brian Battie (RB) | - | 1 | - | - | - | 1 |
| Brian Norris (LB) | - | - | 1 | - | - | 1 |
| Joshua Green (DB) | - | 1 | - | - | - | 1 |

2022 GAME-BY-GAME LEADERS

| GAME | RUSHING | PASSING (C-A-YD-INT-TD) | CATCHES | REC YARDS | TACKLES |
|---------|-------------------|-------------------------|------------|-------------|--------------|
| vs. BYU | Mangham (10-39-1) | Bohanon (17-30-172-1-0) | Weaver (5) | Weaver(113) | LaPointe(10) |

2022 FIELD GOALS

| Field Goals | fg | pct. | 01-19 | 20-29 | 30-39 | 40-49 | 50-99 | lg | blk |
|-----------------|----|------|-------|-------|-------|-------|-------|----|-----|
| Spencer Shrader | - | | | | | | | | |

| FG Sequence | USF | Opponents |
|-------------|-----|-----------|
| BYU | - | 39 |
| (misses) | | |

2022 USF GAME-BY-GAME STARTERS

OFFENSE

| GAME | LT | LG | C | RG | RT | TE | QB | HB | Slot | WR | WR |
|---------|----------|--------|-------|------|--------|--------|---------|---------|----------|-------|--------|
| vs. BYU | Jennings | Harris | Cecil | Hall | Jacobs | Carter | Bohanon | Mangham | Horn Jr. | Brown | Weaver |

**Started four wide receivers

***Started two tight ends

DEFENSE

| GAME | END | NOSE | TACKLE | ALB | WLB | MLB | CB | Star | SS | FS | CB |
|---------|----------|------------|--------|-------|--------|-----------|-------------|------|----------|----------|-------|
| vs. BYU | Hansford | Cheney Jr. | Yates | Logan | Boyles | Gordon IV | C. Williams | Hill | LaPointe | Robinson | Brown |

* Started Six Defensive Backs

** Started Four Defensive Linemen

TURNOVERS FORCED

| TEAM | INT | FUMBLE | DEF TD | TOTAL |
|-----------|-----|--------|--------|-------|
| USF | 1 | 0 | 0 | 1 |
| Opponents | 1 | 0 | 1 | 1 |

USF CAUSED: 1

OPP CAUSED: 1

USF POINTS OFF TO: 0

OPP POINTS OFF TO: 7

USF DEFENSIVE TD's: 0

OPP DEFENSIVE TD's: 1

USF TURNOVERS FORCED

| QT | Play | Ball On | Result |
|------------|--|------------|--------------|
| BYU | | | |
| 3rd |INT: Mekhi LaPointe of Jaren Hall |USF14 | Safety |

OPPONENT TURNOVERS FORCED

| QT | Play | Ball On | Result |
|------------|---------------------------------|------------|-----------------|
| BYU | | | |
| 1st |INT: Bohanon by Max Tooley |USF38 | Touchdown |

USF DRIVE CHART

| DISPLAYED USF/OPPONENT | Possessions | | FGs | | Fumble | Int. | Safety | Punt | Turnover on Downs | End of Half | End of Game | 70+ yard Drives | 3 and Out |
|------------------------|--------------|------------|------------|------------|------------|------------|------------|------------|----------------------|----------------|----------------|--------------------|--------------|
| | | TDs | Made | Missed | | | | | | | | | |
| vs. BYU | 11/11 | 3/6 | 2/0 | 0/0 | 0/0 | 1/1 | 0/1 | 4/2 | 2/0 | 0/1 | 1/0 | 1/3 | 4/0 |
| TOTALS | 11/11 | 3/6 | 2/0 | 0/0 | 0/0 | 1/1 | 0/1 | 4/2 | 2/0 | 0/1 | 1/0 | 1/3 | 4/0 |

USF SCORING DRIVES

| QT | When | Score | Play | DRIVE |
|-------------------|-------|-------|--|----------------------------|
| BYU (3 TD) | | | | |
| 2nd | 0:14 | | RUN Mangham 1-yard TD Run | 8 plays-84 yards, TOP 1:52 |
| 3rd | 14:44 | | KR Jimmy Horn 89-yard kickoff return | 1 play |
| 3rd | 2:23 | | RUN Battie 9-yard TD run | 6 plays-43yards, TOP 2:59 |

SCORING DRIVES OF 75 YDS OR MORE: 1 (1 TD)

SCORING DRIVES 6:00 OR MORE: ---

SCORING DRIVES 3:00 OR LESS: 2 (2 TD)

SCORING DRIVES 2:00 OR LESS: 1 (1 TD)

SCORING DRIVES 1:00 OR LESS: --

LONG DRIVES:

Longest by PLAYS:

8 plays - 84 yards; 1:52, TD, vs. BYU - Bohanon QB

Longest by YARDS:

84 Yards - 8 plays; 1:52, TD, vs. BYU - Bohannon QB

Longest by TIME:

2:59 - 6 plays, 43 yards, TD, vs. BYU - Bohannon QB

DEFENSE/SPECIAL TEAMS TOUCHDOWNS: 1

DEFENSIVE SCORING PLAYS

BYU

3rd 14:44 KR Jimmy Horn 89-yard kickoff return

LONGEST DRIVES IN PROGRAM HISTORY:

Longest by PLAYS:

21 plays (75 yards; 5:58, TD) at SMU on 11/23/2013

Longest by YARDS:

99 Yards (13 plays, 5:19, TD) at FIU on 9/20/2008

Longest by TIME:

9:58 (17 plays, 96 yards, TD) at Florida on 9/11/2010

2022 GAME-BY-GAME TEAM STATISTICS

| GAME | FINAL | QUARTERS | 1st DOWNS | RUSHING | PASSING | TOT OFF | PUNTS | PENALTY | 3RD | 4TH | RED | SACKS | FIELD | POSSESSION TIME | | | | | | | | | | | | |
|------|-------|----------|-----------|---------|---------|---------|---------|---------|----------|---------|-----|-------|-------|-----------------|-----|------|------|-----|-----|-----|-----|------|------|-------|------|-------|
| USF | 21 | 0 | 7 | 14 | 0 | - | 6-6-0 | 12 | 26-121-2 | 17-30-1 | 172 | 0 | 293 | 4-41.0 | 1-0 | 3-25 | 3-12 | 2-4 | 2-3 | 1-1 | 0-0 | 6:06 | 7:23 | 4:34 | 7:14 | 25:17 |
| BYU | 50 | 28 | 10 | 9 | 3 | - | 12-15-0 | 27 | 37-329-3 | 25-32-1 | 261 | 2 | 575 | 2-36.0 | 1-0 | 4-35 | 7-13 | 2-2 | 4-5 | 1-0 | 2-2 | 8:54 | 7:37 | 10:26 | 7:46 | 34:43 |

USF EXPLOSIVE PLAYS (20+ YARDS)

| | 15-20 | 20-29 | 30-39 | 40-49 | 50-59 | 60-69 | 70-79 | 80-89 | 90-99 | TOTAL |
|------------------|-------|-------|-------|-------|-------|-------|-------|-------|-------|-------|
| RUSHING | | | | | | | | | | |
| TOTALS | - | - | - | - | - | - | - | - | - | - |
| RECEIVING | 15-20 | 20-29 | 30-39 | 40-49 | 50-59 | 60-69 | 70-79 | 80-89 | 90-99 | TOTAL |
| Xavier Weaver | - | 2 | - | - | 1 | - | - | - | - | 3 |
| TOTALS | - | 2 | - | - | 1 | - | - | - | - | 3 |
| PASSING | 15-20 | 20-29 | 30-39 | 40-49 | 50-59 | 60-69 | 70-79 | 80-89 | 90-99 | TOTAL |
| Gerry Bohanon | - | 2 | - | - | 1 | - | - | - | - | 3 |
| TOTALS | - | 2 | - | - | 1 | - | - | - | - | 2 |

COMBINED EXPLOSIVE PLAYS

Xavier Weaver: 3 (3 receiving)
 Gerry Bohanon: 3 (3 passing)

USF EXPLOSIVE PLAYS (15+ YARDS)

EXPLOSIVE PLAY BREAKDOWN

USF TOTAL (Run & Pass): 3
USF GAME HIGH: 3 vs. BYU
OPP. GAME HIGH: 7 by BYU

USF

Long Pass: 50, Gerry Bohanon to Xavier Weaver vs BYU
Long Run: -
Long Punt Return: -
Long Kickoff Return: 89, Jimmy Horn (TD) vs. BYU
Long INT Return: 12, Mekhi LaPointe vs. BYU

OPPONENT

Long Pass: 22, Jaren Hall to Puka Nacua
Long Run: 75 (TD), Puka Nacua, BYU
Long Def: 33 (TD), Max Tooley, BYU

BYU

2nd 50PASS....Bohanon to Weavervs. BYU
 2nd 21PASS....Bohanon to Weavervs. BYU
 3rd 27PASS....Bohanon to Weavervs. BYU

HOWARD

-
-

AT FLORIDA

-
-

AT LOUISVILLE

-
-

ECU

-
-

AT CINCINNATI

-
-

TULANE

-
-

AT HOUSTON

-
-

AT TEMPLE

-
-

SMU

-
-

AT TULSA

-
-

UCF

-
-

25-YARD+ EXPLOSIVE PLAYS BY LENGTH

▼ 50 + YARD PLAYS ▼

| QT | LENGTH | TYPE | PLAYER | OPP |
|-----|--------|------|-------------------|---------|
| 2nd | 50 | PASS | Bohanon to Weaver | vs. BYU |

▼ LESS THAN 50 YARD PLAYS ▼

| QT | LENGTH | TYPE | PLAYER | OPP |
|-----|--------|------|-------------------|---------|
| 3rd | 27 | PASS | Bohanon to Weaver | vs. BYU |
| 2nd | 21 | PASS | Bohanon to Weaver | vs. BYU |

▼ LONG PLAYS FOR TOUCHDOWNS

--

TOTAL 15+ FOR TD: -
GAME HIGH 15+ YARD PLAYS FOR TD: -

▼ 25+ YARD SPECIAL TEAMS & DEFENSIVE PLAYS ▼

| | | | | |
|-----|---------|----------|------------|---------|
| 3rd | 89 (TD) | KICK RET | Jimmy Horn | vs. BYU |
|-----|---------|----------|------------|---------|

2022 GAME-BY-GAME STATISTICS

GAME-BY-GAME PASSING

#11 GERRY BOHANON JR.

| | COMP | ATT | INT | PCT | YDS | TD | LG SACK | EFF | TOT: YDS | TD | |
|---------|------|-----|-----|------|-----|----|---------|-----|----------|-----|---|
| vs. BYU | 17 | 30 | 1 | .566 | 172 | 0 | 50 | 1 | 98.2 | 200 | 0 |

#12 KATRAVIS MARSH

| | COMP | ATT | INT | PCT | YDS | TD | LG SACK | EFF | TOT: YDS | TD |
|----------------|------|-----|-----|-----|-----|----|---------|-----|----------|----|
| Has Not Played | | | | | | | | | | |

2022 GAME-BY-GAME RUSHING (CARRIES-YARDS-TD)

| PLAYER | BYU | HOWARD | @FLORIDA | @LOU | ECU | @CINY | TULANE | @HOU | @TEMPLE | SMU | @TULSA | UCF |
|----------------------|---------|--------|----------|------|-----|-------|--------|------|---------|-----|--------|-----|
| MANGHAM, Jaren RB | 10-39-1 | | | | | | | | | | | |
| BOHANON, Gerry QB | 4-28-0 | | | | | | | | | | | |
| DUKES, Michel RB | 5-23-0 | | | | | | | | | | | |
| BATTIE, Brian RB | 3-14-1 | | | | | | | | | | | |
| HORN JR., Jimmy WR | 1-12-0 | | | | | | | | | | | |
| HAMILTON, Mychael RB | 3-5-0 | | | | | | | | | | | |

2022 GAME-BY-GAME RECEIVING (CATCHES-YARDS-TD)

| PLAYER | BYU | HOWARD | @FLORIDA | @LOU | ECU | @CINY | TULANE | @HOU | @TEMPLE | SMU | @TULSA | UCF |
|----------------------|---------|--------|----------|------|-----|-------|--------|------|---------|-----|--------|-----|
| WEAVER, Xavier WR | 5-113-0 | | | | | | | | | | | |
| MANGUM, Jaren RB | 3-14-0 | | | | | | | | | | | |
| GREENWALD, Gunnar TE | 2-12-0 | | | | | | | | | | | |
| HORN JR., Jimmy WR | 2-10-0 | | | | | | | | | | | |
| BATTIE, Brian, RB | 2-10-0 | | | | | | | | | | | |
| AJOU, Ajou WR | 2-9-0 | | | | | | | | | | | |
| WILLIS, Holden WR | 1-4-0 | | | | | | | | | | | |

2022 GAME-BY-GAME SACKS

| PLAYER | BYU | HOWARD | @FLORIDA | @LOU | ECU | @CINY | TULANE | @HOU | @TEMPLE | SMU | @TULSA | UCF |
|-----------------------|-------|--------|----------|------|-----|-------|--------|------|---------|-----|--------|-----|
| HANSFORD, Jatorian DE | 1.0-1 | | | | | | | | | | | |

GAME-BY-GAME TACKLES

| Player | S-A | Total | BYU |
|--------------------|-----|-------|-----|
| Mekhi LaPointe | 8-2 | 10 | 8-2 |
| Dwayne Boyles | 6-2 | 8 | 6-2 |
| TJ Robinson | 4-1 | 5 | 4-1 |
| Jayden Curry | 3-2 | 5 | 3-2 |
| DJ Gordon IV | 3-2 | 5 | 3-2 |
| Tramel Logan | 4-0 | 4 | 4-0 |
| Daquan Evans | 2-2 | 4 | 2-2 |
| Rashad Cheney Jr. | 2-1 | 3 | 2-1 |
| Antonio Grier | 1-2 | 3 | 1-2 |
| Aamaris Brown | 2-0 | 2 | 2-0 |
| Christian Williams | 2-0 | 2 | 2-0 |
| Jatorian Hansford | 2-0 | 2 | 2-0 |
| Timarcus Simpson | 2-0 | 2 | 2-0 |
| Will Jones II | 1-1 | 2 | 1-1 |
| Matthew Hill | 1-1 | 2 | 1-1 |
| Eddie Kelly | 1-0 | 1 | 1-0 |
| Davon Hicks | 1-0 | 1 | 1-0 |
| Jason Vaughn | 1-0 | 1 | 1-0 |
| Joshua Green | 0-1 | 1 | 0-1 |
| Clyde Pinder | 0-1 | 1 | 0-1 |

GAME-BY-GAME TFL

| PLAYER | BYU | HOWARD | @FLORIDA | @LOU | ECU | @CINY | TULANE | @HOU | @TEMPLE | SMU | @TULSA | UCF |
|-----------------------|------------|------------|----------|------|-----|-------|--------|------|---------|-----|--------|-----|
| LOGAN, Tramel DE | 2.0 | 2.0-8 | | | | | | | | | | |
| BOYLES, Dwayne LB | 2.0 | 2.0-2 | | | | | | | | | | |
| JONES II, Will S | 1.0 | 1.0-4 | | | | | | | | | | |
| VAUGHN, Jason DE | 1.0 | 1.0-4 | | | | | | | | | | |
| HANSFORD, Jatorian DE | 1.0 | 1.0-1 | | | | | | | | | | |
| TOTAL | 7.0 | 7.0 | | | | | | | | | | |

NCAA/CONFERENCE RANKINGS - TEAM

| Statistic | National Conference | | Value | National Leader | Value | Conference Leader | Value |
|---|---------------------|------|--------|---------------------------|----------------|---------------------------------------|----------------------|
| | Rank | Rank | | | | | |
| 3rd Down Conversion Pct (57 ranked) | 51 | 4 | 0.250 | Georgia | 0.900 | East Carolina | 0.529 |
| 3rd Down Conversion Pct Defense (57 ranked) | 51 | 4 | 0.538 | Temple | 0.111 | Temple | 0.111 |
| 4th Down Conversion Pct (36 ranked) | 20 | 1 | 0.500 | 13 teams tied | 1.000 | South Fla. | 0.500 |
| 4th Down Conversion Pct Defense (44 ranked) | 44 | 3 | 1.000 | 26 teams tied | 0.000 | Tulsa | 0.000 |
| Blocked Kicks (2 ranked) | | | | Florida St. | 2 | | |
| Blocked Kicks Allowed (57 ranked) | 1 | 1 | 0 | 44 teams tied | 0 | South Fla. Temple | 0 0 |
| Blocked Punts (1 ranked) | | | | 7 teams tied | 1 | | |
| Blocked Punts Allowed (51 ranked) | 1 | 1 | 0 | 50 teams tied | 0 | South Fla. Temple | 0 0 |
| Completion Percentage (57 ranked) | 44 | 3 | 0.567 | Wisconsin | 0.875 | East Carolina | 0.610 |
| Defensive TDs (3 ranked) | | | | Southern California | 3 | | |
| Fewest Penalties (56 ranked) | 3 | 2 | 3 | East Carolina Stanford | 2 2 | East Carolina | 2 |
| Fewest Penalties Per Game (57 ranked) | 3 | 2 | 3.00 | East Carolina Stanford | 2.00 2.00 | East Carolina | 2.00 |
| Fewest Penalty Yards (57 ranked) | 7 | 2 | 25 | Ole Miss | 16 | East Carolina | 20 |
| Fewest Penalty Yards Per Game (56 ranked) | 7 | 2 | 25.00 | Ole Miss | 16.00 | East Carolina | 20.00 |
| First Downs Defense (57 ranked) | 43 | 4 | 27 | Minnesota | 6 | Tulsa | 17 |
| First Downs Offense (57 ranked) | 53 | 3 | 12 | North Carolina | 59 | Tulsa | 25 |
| Fumbles Lost (57 ranked) | 1 | 1 | 0 | 25 teams tied | 0 | East Carolina South Fla. | 0 0 |
| Fumbles Recovered (9 ranked) | | | | 4 teams tied | 3 | East Carolina Tulsa | 1 1 |
| Kickoff Return Defense (57 ranked) | 36 | 3 | 19.00 | 5 teams tied | 0.00 | Temple | 0.00 |
| Kickoff Returns (50 ranked) | 5 | 1 | 29.88 | Maryland | 41.00 | South Fla. | 29.88 |
| Net Punting (56 ranked) | 31 | 2 | 39.25 | Florida St. | 54.00 | Temple | 43.33 |
| Passes Had Intercepted (57 ranked) | 29 | 3 | 1 | 28 teams tied | 0 | Tulsa Temple | 0 0 |
| Passes Intercepted (16 ranked) | 16 | 1 | 1 | Western Ky. | 7 | South Fla. East Carolina | 1 1 |
| Passing Offense (57 ranked) | 44 | 3 | 172.0 | Tulsa | 460.0 | Tulsa | 460.0 |
| Passing Yards Allowed (57 ranked) | 36 | 3 | 261.0 | Minnesota | 53.0 | East Carolina | 211.0 |
| Passing Yards per Completion (57 ranked) | 40 | 3 | 10.12 | Air Force | 36.33 | Tulsa | 15.33 |
| Punt Return Defense (57 ranked) | 43 | 3 | 7.00 | Iowa St. North Texas | -7.00 -7.00 | Temple Tulsa | 0.00 0.00 |
| Punt Returns (57 ranked) | 26 | 3 | 0.00 | Louisiana | 23.75 | Tulsa | 14.00 |
| Red Zone Defense (35 ranked) | 25 | 4 | 0.800 | 6 teams tied | 0.000 | East Carolina | 0.333 |
| Red Zone Offense (56 ranked) | 45 | 3 | 0.667 | 26 teams tied | 1.000 | East Carolina Tulsa | 1.000 1.000 |
| Rushing Defense (57 ranked) | 57 | 4 | 312.0 | Missouri | 8.0 | East Carolina | 133.0 |
| Rushing Offense (57 ranked) | 41 | 1 | 121.0 | Air Force | 582.0 | South Fla. | 121.0 |
| Sacks Allowed (57 ranked) | 16 | 2 | 1.00 | 13 teams tied | 0.00 | East Carolina | 0.00 |
| Scoring Defense (57 ranked) | 55 | 4 | 50.0 | 5 teams tied | 0.0 | East Carolina | 21.0 |
| Scoring Offense (56 ranked) | 39 | 2 | 21.0 | Baylor | 69.0 | Tulsa | 37.0 |
| Tackles for Loss Allowed (57 ranked) | 3 | 1 | 2.00 | Georgia Minnesota | 1.00 1.00 | South Fla. | 2.00 |
| Team Passing Efficiency (57 ranked) | 50 | 3 | 98.16 | Air Force | 257.60 | Tulsa | 151.04 |
| Team Passing Efficiency Defense (57 ranked) | 45 | 3 | 161.01 | Minnesota | 53.77 | East Carolina | 109.16 |
| Team Sacks (49 ranked) | 35 | 1 | 1.00 | 9 teams tied | 4.00 | East Carolina South Fla. Temple | 1.00 1.00 1.00 |
| Team Tackles for Loss (57 ranked) | 18 | 1 | 7.0 | James Madison | 15.0 | South Fla. | 7.0 |
| Time of Possession (57 ranked) | 52 | 3 | 25:17 | Minnesota | 44:24 | East Carolina | 32:18 |
| Total Defense (57 ranked) | 57 | 4 | 573.0 | Minnesota | 91.0 | East Carolina | 344.0 |
| Total Offense (57 ranked) | 48 | 3 | 293.0 | Air Force | 691.0 | Tulsa | 521.0 |
| Turnover Margin (56 ranked) | 22 | 1 | 0.00 | Nevada | 4.50 | East Carolina South Fla. | 0.00 0.00 |
| Turnovers Gained (29 ranked) | 29 | 2 | 1 | Western Ky. | 10 | East Carolina | 2 |
| Turnovers Lost (57 ranked) | 14 | 1 | 1 | 13 teams tied | 0 | South Fla. | 1 |
| Winning Percentage (39 ranked) | 39 | 1 | 0.000 | 33 teams tied | 1.000 | 4 teams tied | 0.000 |

NCAA/CONFERENCE RANKINGS - INDIVIDUAL

| Statistic | Player | National Rank | Conference Rank | Value | National Leader | Value | Conference Leader | Value |
|---|-------------------|---------------|-----------------|--------|-------------------------------|--------|--------------------------------|--------|
| All Purpose (199 ranked) | Brian Battie | 5 | 2 | 174.00 | Evan Hull, Northwestern | 192.00 | Keylon Stokes, Tulsa | 183.00 |
| | Xavier Weaver | 34 | 4 | 113.00 | | | | |
| | Jimmy Horn Jr. | 35 | 5 | 111.00 | | | | |
| | Jaren Mangham | 182 | 12 | 53.00 | | | | |
| Blocked Kicks (0 ranked) | | | | | | | | |
| Combined Kick Returns (95 ranked) | Brian Battie | 1 | 1 | 150 | Brian Battie, South Fla. | 150 | Brian Battie, South Fla. | 150 |
| | Jimmy Horn Jr. | 4 | 2 | 89 | | | | |
| Completion Percentage (53 ranked) | Gerry Bohanon | 42 | 3 | 0.567 | Graham Mertz, Wisconsin | 0.875 | Holton Ahlers, East Carolina | 0.610 |
| Completions Per Game (86 ranked) | Gerry Bohanon | 33 | 3 | 17.00 | Gunnar Watson, Troy | 34.00 | Davis Brin, Tulsa | 30.00 |
| Field Goal Percentage (33 ranked) | | | | | 25 players tied | 1.000 | Zack Long, Tulsa | 0.600 |
| Field Goals Per Game (37 ranked) | | | | | Thomas Cluckey, Toledo | 3.000 | Zack Long, Tulsa | 3.000 |
| | | | | | Zack Long, Tulsa | 3.000 | | |
| Forced Fumbles (0 ranked) | | | | | | | | |
| Fumbles Recovered (2 ranked) | | | | | Dom Peterson, Nevada | 2 | Gerard Stringer, East Carolina | 1 |
| | | | | | | | Jon-Michael Terry, Tulsa | 1 |
| Interceptions Per Game (54 ranked) | Mekhi LaPointe | 2 | 1 | 1.0 | Bentlee Sanders, Nevada | 1.5 | Mekhi LaPointe, South Fla. | 1.0 |
| | | | | | | | Jireh Wilson, East Carolina | 1.0 |
| Kickoff Return TDs (1 ranked) | Jimmy Horn Jr. | 1 | 1 | 1 | Jimmy Horn Jr., South Fla. | 1 | Jimmy Horn Jr., South Fla. | 1 |
| | | | | | | | Bryson Nesbit, North Carolina | 1 |
| Kickoff Returns (23 ranked) | Brian Battie | 7 | 1 | 21.4 | Joshua Youngblood, Rutgers | 26.5 | Brian Battie, South Fla. | 21.4 |
| Passes Defended (0 ranked) | | | | | | | | |
| Passing Efficiency (53 ranked) | Gerry Bohanon | 49 | 3 | 98.2 | Graham Mertz, Wisconsin | 223.1 | Davis Brin, Tulsa | 151.0 |
| Passing TDs (5 ranked) | | | | | Drake Maye, North Carolina | 9 | | |
| Passing Yards (90 ranked) | Gerry Bohanon | 44 | 3 | 172 | Drake Maye, North Carolina | 646 | Davis Brin, Tulsa | 460 |
| Passing Yards Per Game (85 ranked) | Gerry Bohanon | 42 | 3 | 172.0 | Davis Brin, Tulsa | 460.0 | Davis Brin, Tulsa | 460.0 |
| Passing Yards per Completion (53 ranked) | Gerry Bohanon | 40 | 3 | 10.12 | Kedon Slovis, Pittsburgh | 19.25 | Davis Brin, Tulsa | 15.33 |
| Points Responsible For (107 ranked) | Brian Battie | 107 | 4 | 6 | Drake Maye, North Carolina | 62 | Davis Brin, Tulsa | 18 |
| | Jimmy Horn Jr. | 107 | 4 | 6 | | | | |
| | Jaren Mangham | 107 | 4 | 6 | | | | |
| | | | | | | | | |
| Points Responsible For Per Game (98 ranked) | Brian Battie | 98 | 4 | 6.0 | Todd Centeio, James Madison | 36.0 | Davis Brin, Tulsa | 18.0 |
| | Jimmy Horn Jr. | 98 | 4 | 6.0 | Spencer Sanders, Oklahoma St. | 36.0 | | |
| | Jaren Mangham | 98 | 4 | 6.0 | | | | |
| Punt Return TDs (1 ranked) | | | | | 6 players tied | 1 | | |
| Punt Returns (17 ranked) | | | | | Gavin Holmes, Baylor | 32.0 | Malik Fleming, East Carolina | 7.2 |
| Punting (37 ranked) | Andrew Stokes | 29 | 3 | 41.0 | Colton Spangler, Maryland | 51.0 | Mackenzie Morgan, Temple | 43.3 |
| Receiving TDs (4 ranked) | | | | | Malachi Corley, Western Ky. | 3 | | |
| | | | | | Xavier Hutchinson, Iowa St. | 3 | | |
| | | | | | Kris Thornton, James Madison | 3 | | |
| Receiving Yards (199 ranked) | Xavier Weaver | 16 | 2 | 113 | Daewood Davis, Western Ky. | 202 | Keylon Stokes, Tulsa | 169 |
| Receiving Yards Per Game (198 ranked) | Xavier Weaver | 8 | 2 | 113.0 | Keylon Stokes, Tulsa | 169.0 | Keylon Stokes, Tulsa | 169.0 |
| Receptions Per Game (162 ranked) | Xavier Weaver | 33 | 6 | 5.0 | Charlie Jones, Purdue | 12.0 | Keylon Stokes, Tulsa | 11.0 |
| | Jaren Mangham | 103 | 11 | 3.0 | | | | |
| | Ajou Ajou | 162 | 13 | 2.0 | | | | |
| | Brian Battie | 162 | 13 | 2.0 | | | | |
| | Gunnar Greenwald | 162 | 13 | 2.0 | | | | |
| | Jimmy Horn Jr. | 162 | 13 | 2.0 | | | | |
| Rush Yards Per Carry (72 ranked) | Jaren Mangham | 47 | 2 | 3.90 | Jermaine Brown Jr., UAB | 11.40 | Steven Anderson, Tulsa | 4.00 |
| Rushing TDs (2 ranked) | | | | | Anthony Grant, Nebraska | 4 | | |
| Rushing Yards (196 ranked) | Jaren Mangham | 102 | 3 | 39 | Nate Carter, UConn | 313 | Holton Ahlers, East Carolina | 57 |
| | Gerry Bohanon | 133 | 5 | 28 | | | | |
| | Michel Dukes | 160 | 7 | 23 | | | | |
| Rushing Yards Per Game (200 ranked) | Jaren Mangham | 90 | 3 | 39.0 | Frank Gore, Southern Miss. | 178.0 | Holton Ahlers, East Carolina | 57.0 |
| | Gerry Bohanon | 122 | 5 | 28.0 | | | | |
| | Michel Dukes | 145 | 7 | 23.0 | | | | |
| | Brian Battie | 193 | 10 | 14.0 | | | | |
| Sacks (122 ranked) | Jatorian Hansford | 8 | 1 | 1.00 | 4 players tied | 2.00 | Jatorian Hansford, South Fla. | 1.00 |
| | | | | | | | Gerard Stringer, East Carolina | 1.00 |
| | | | | | | | Darian Varner, Temple | 1.00 |
| Scoring (200 ranked) | Brian Battie | 66 | 2 | 6.0 | Xavier Hutchinson, Iowa St. | 18.0 | Zack Long, Tulsa | 13.0 |
| | Jimmy Horn Jr. | 66 | 2 | 6.0 | Kris Thornton, James Madison | 18.0 | | |
| | Jaren Mangham | 66 | 2 | 6.0 | Reese White, Coastal Carolina | 18.0 | | |
| Solo Tackles (0 ranked) | | | | | | | | |
| Tackles For Loss (0 ranked) | | | | | | | | |
| Total Interceptions (6 ranked) | Mekhi LaPointe | 6 | 1 | 1 | Bentlee Sanders, Nevada | 3 | Mekhi LaPointe, South Fla. | 1 |
| | | | | | | | Jireh Wilson, East Carolina | 1 |
| Total Offense (200 ranked) | Gerry Bohanon | 40 | 3 | 200.0 | Spencer Sanders, Oklahoma St. | 463.0 | Davis Brin, Tulsa | 448.0 |
| | Jaren Mangham | 145 | 6 | 39.0 | | | | |
| | Michel Dukes | 197 | 10 | 23.0 | | | | |
| Total Points Scored (79 ranked) | Brian Battie | 79 | 2 | 6 | Anthony Grant, Nebraska | 24 | Zack Long, Tulsa | 13 |
| | Jimmy Horn Jr. | 79 | 2 | 6 | | | | |
| | Jaren Mangham | 79 | 2 | 6 | | | | |
| Total Tackles (0 ranked) | | | | | | | | |
| Total Touchdowns (47 ranked) | Brian Battie | 47 | 1 | 1 | Anthony Grant, Nebraska | 4 | 10 players tied | 1 |
| | Jimmy Horn Jr. | 47 | 1 | 1 | | | | |
| | Jaren Mangham | 47 | 1 | 1 | | | | |
| | | 47 | 1 | 1 | | | | |

WIDE RECEIVERS/TIGHT ENDS

#1 WR KHAFRE BROWN

Receptions..... 3, vs. Syracuse (2020)
 Receiving Yards..... 87, vs. Wake Forest (2020)
 Long Reception..... 76, at Virginia (2020)
 Receiving TDs..... 1, 2X, last at Boston College (2020)

#4 WR OMARION DOLLISON

Receptions..... 6, vs. Tulsa (10/23/20)
 Receiving Yards..... 64, at Temple (10/17/20)
 Long Reception..... 51, vs. ECU (10/10/20)
 Receiving TDs..... 1, at Houston (11/14/20)
 Rushes..... 1, (2X), last at Temple (10/17/20)
 Rushing Yards..... 19 vs. The Citadel (9/12/20)
 Long Rush..... 19 vs. The Citadel (9/12/20)
 Punt Return Yards..... 0, vs. The Citadel (9/12/20)
 Long Punt Return..... 0, vs. The Citadel (9/12/20)
 Punt Return TDs..... 1, vs. The Citadel (9/12/20)
 Long Kickoff Return..... 19, at Houston (11/14/20)
 Kickoff Return Yards..... 34, at Houston (11/14/20)
 Kickoff Return Average..... 17.0, at Houston (11/14/20)

#5 WR JIMMY HORN JR.

Receptions..... 7, vs. Temple (10/23/21)
 Receiving Yards..... 108, vs. Cincinnati (11/12/21)
 Long Reception..... 80, vs. Cincinnati (11/12/21)
 Receiving TDs..... 1, vs. Cincinnati (11/12/21)
 Rushes..... 2, at ECU (10/28/21)
 Rushing Yards..... 9, (2x), last vs. Houston (11/6/21)
 Long Rush..... 9, vs. Houston (11/6/21)
 Kickoff Return Yards..... 89 (TD), vs. BYU (9/3/2022)

#6 WR AJOU AJOU

Receptions..... 2, 2X, last at Syracuse (2021)
 Receiving Yards..... 36, at Pitt (2021)
 Long Reception..... 36, at Pitt (2021)
 Receiving TDs..... 1, at Georgia Tech (2020)

#7 WR SINCERE BROWN

Receptions..... 1, vs. The Citadel (9/12/20)
 Receiving Yards..... 19, vs. The Citadel (9/12/20)
 Long..... 19, vs. The Citadel (9/12/20)

#8 WR LATRELL WILLIAMS

Receptions..... 8, vs. ECU (10/10/20)
 Receiving Yards..... 93, vs. ECU (10/10/20)
 Long Reception..... 40, vs. FAMU (9/18/21)
 Receiving TDs..... 0

#10 WR XAVIER WEAVER

Receptions..... 6, vs. Houston (11/6/21)
 Receiving Yards..... 113, vs. BYU (9/3/22)
 Long..... 50, vs. BYU (9/3/22)
 Receiving TDs..... 1, (2x), last at ECU (10/28/21)
 Rushes..... 1, at BYU (9/25/21)
 Rushing Yards..... 3, at BYU (9/25/21)
 Long Rush..... 3, at BYU (9/25/21)
 Rushing TDs..... 1, at BYU (9/25/21)

#11 WR YUSUF TERRY

Receptions..... 6, vs. TCU (10/31/20)
 Receiving Yards..... 69, vs. TCU (10/31/20)
 Long..... 27, vs. TCU (10/31/20)

#38 WR SEAN ATKINS

Receptions..... 2, (2x), last vs. Florida (9/11/21)
 Receiving Yards..... 34, vs. Florida (9/11/21)
 Long..... 23, vs. Florida (9/11/21)
 Receiving TD..... 0

#23 WR HOLDEN WILLIS

Receptions..... 2, vs. Cincinnati (11/12/21)
 Receiving Yards..... 43, vs. Cincinnati (11/12/21)
 Long Reception..... 32, vs. Cincinnati (11/12/21)

#86 TE CHRIS MOTTILLO

Receptions..... 2, vs. Princeton (2019)
 Receiving Yards..... 32, at Columbia (2021)
 Long Reception..... 32, at Columbia (2021)
 Receiving TDs.....

#87 TE GUNNAR GREENWALD

Receptions..... 2, vs. BYU (9/3/22)
 Receiving Yards..... 12, vs. BYU (9/3/22)
 Long Reception..... 7, vs. BYU (9/3/22)
 Receiving TDs.....

#88 TE CHRIS CARTER

Receptions..... 3, at Tulane (11/20/21)
 Receiving Yards..... 19, vs. Houston (11/6/21)
 Long Reception..... 14, vs. Houston (11/6/21)
 Receiving TDs..... 1, vs. Houston (11/6/21)

QUARTERBACKS

#11 QB GERRY BOHANON

Completions..... 18 (2x), last vs. BYU (10/16/21)
 Attempts..... 30, vs. Texas (10/30/21)
 Passing Yards..... 336, vs. West Virginia (10/9/21)
 Long Pass..... 75, vs. West Virginia (10/9/21)
 Passing TDs..... 4, vs. West Virginia (10/9/21)
 Rushes..... 10, vs. Iowa State (9/25/21)
 Rushing Yards..... 107, vs. Oklahoma (11/13/21)
 Long Rush..... 38, vs. UTSA (9/7/19)
 Rushing TDs..... 2, vs. Oklahoma (11/13/21)
 Total Yards..... 346, vs. West Virginia (10/9/21)

#12 QB KATRAVIS MARSH

Completions..... 15, at ECU (10/28/21)
 Attempts..... 30, at ECU (10/28/21)
 Passing Yards..... 192, at ECU (10/28/21)
 Long Pass..... 33, at ECU (10/28/21)
 Passing TDs..... 1, at ECU (10/28/21)
 Rushes..... 3, at ECU (10/28/21)
 Rushing Yards..... 20, at ECU (10/28/21)
 Long Rush..... 9, at ECU (10/28/21)
 Rushing TDs..... 0
 Total Yards..... 212, at ECU (10/28/21)

RUNNING BACKS

#0 RB JARREN MANGHAM

Rushes..... 26, (2x), last vs. Temple (10/23/21)
 Rushing Yards..... 152, vs. Temple (10/23/21)
 Long Rush..... 24, (2x), last at ECU (10/28/21)
 Rushings TDs..... 3, vs. FAMU (9/18/21)
 Receptions..... 3, vs. BYU (9/3/22)
 Receiving Yards..... 14, (2X), last vs. BYU (9/3/22)
 Long Reception..... 30, at UCF (11/26/21)

#2 RB MICHEL DUKES

Rushes..... 7, vs. Georgia Tech (2019)
 Rushing Yards..... 46, vs. Charlotte (2019)
 Long Rush..... 29, at Georgia Tech (2020)
 Rushings TDs..... 1, 2X, last vs. NC State (2019)
 Receptions..... 1
 Receiving Yards..... 3 yards

#3 RB KELLEY JOINER

Rushes..... 15, at Tulane (11/20/21)
 Rushing Yards..... 126, vs. Temple (10/23/21)
 Long Rush..... 51, vs. SC State (9/14/19)
 Rushings TDs..... 1, (3x), last at Tulane (11/20/21)
 Receptions..... 4, vs. Houston (11/6/21)
 Receiving Yards..... 78, at Memphis (11/7/20)
 Receiving TDs..... 1, at Memphis (11/7/20)
 Long Reception..... 75, at Memphis (11/7/20)

#21 RB BRIAN BATTIE

Rushes..... 15, vs. UCF (11/27/20)
 Rushing Yards..... 110, vs. FAMU (9/18/21)
 Long..... 42, vs. FAMU (9/18/21)
 Rushing TD..... 1, (2x), last vs. Houston (11/6/21)
 Long Kickoff Return..... 100, (3x), last vs. Houston (11/6/21)
 Kickoff Return TDs..... 2, vs. Houston (11/6/21)
 Kickoff Return Yards..... 208, vs. Houston (11/6/21)
 Kickoff Return Average..... 69.3, vs. Houston (11/6/21)
 Receptions..... 2, (2x), last at BYU (9/25/21)
 Receiving Yards..... 27, at Houston (11/14/20)
 Long Reception..... 16, at Houston (11/14/20)

#26 RB YASIAS YOUNG

Rushes..... 4, 2x, last vs. Temple (10/23/21)
 Rushing Yards..... 22, vs. Temple (10/23/21)
 Long Rush..... 13, vs. Temple (10/23/21)
 Rushings TDs..... 1, vs. FAMU (9/18/21)

#41 RB MYCHAEL HAMILTON

Rushes..... 4 vs. Temple (10/23/21)
 Rushing Yards..... 7, vs. Temple (10/23/21)
 Long Rush..... 3, vs. Temple (10/23/21)

SPECIALISTS

#32 K SPENCER SHRADER

Field Goals..... 4, at Memphis (11/7/20)
 Long Field Goal..... 52, vs. Temple (10/23/21)
 Points..... 13, at Memphis (11/7/20)
 PAT..... 6-of-6, at East Carolina (11/26/19)
 TD..... 1, at UConn (10/5/19)
 Tackles..... 1, vs. ECU (10/10/20)
 Receptions..... 1, vs. Tulsa (10/16/21)
 Receiving Yards..... 7, vs. Tulsa (10/16/21)

#36 P ANDREW STOKES

Punts..... 8, at NC State (9/2/21)
 Yards..... 361, at NC State (9/2/21)
 Avg..... 48.0, at BYU (9/25/21)
 Long..... 66, at NC State (9/2/21)
 Inside 20..... 3, at Tulane (11/20/21)
 Tackles..... 1, at BYU (9/25/21)

DEFENSIVE BACKS

#0 DB DAQUAN EVANS

Tackles..... 8, (2x), last vs. Tulsa (10/16/21)
 INT..... 1, (4X), at Memphis (11/7/20)
 PBU..... 1, (4x), last vs. Houston (11/6/21)
 TFL..... 1.0, (2x), last at Tulane (11/20/21)
 FR..... 1, vs. Cincinnati (11/12/21)

#1 DB MATTHEW HILL

Tackles..... 11, at SMU (10/2/21)
 TFL..... -
 Sacks..... -
 INT..... 1, at NC State (9/2/21)
 PBU..... 1, (2x), last at ECU (10/28/21)
 FF..... -
 FR..... 1, Alabama State (9/8/18)

#2 DB TJ ROBINSON

Tackles..... 6, at ECU (10/28/21)
 TFL..... -
 Sacks..... -
 INT..... -
 PBU..... 1, (3x), last vs. Cincinnati (11/12/21)
 FF..... -

#4 DB CHRISTIAN WILLIAMS

Tackles..... 4, at UCF (11/26/21)
 TFL..... 1, vs. Cincinnati (11/12/21)
 Sacks..... -
 INT..... 1, (2x), last at Tulane (11/20/21)
 PBU..... 1, (4x), last vs. Houston (11/6/21)
 QBH..... 1, at ECU (10/28/21)

#7 DB WILL JONES

Tackles..... 5, vs. TCU (10/10/20)
 TFL..... -
 Sacks..... -
 INT..... 1, vs. Arkansas State (9/12/20)
 PBU..... -
 FR..... -
 Blocked Punt..... 1, vs. Arkansas State (9/12/20)

#8 S CHRISTOPHER TOWNSEL

Tackles..... 11, at Houston (11/14/20)
 TFL..... 1.0, (2x), last at Memphis (11/7/20)
 INT..... 1, at Cincinnati (10/3/20)
 PBU..... 1, at Memphis (11/7/20)

#9 CB AAMARIS BROWN

Tackles..... 3, (2X), last vs. Texas (2020)
 TFL..... -
 INT..... -
 PBU..... 1, vs. BYU (9/3/22)
 FR..... 1, at West Virginia (2020)

#15 S JAYDEN CURRY

Tackles..... 5, (3x), last vs. BYU (9/3/22)
 PBU..... 1, vs. Florida (9/11/21)
 FF..... 1, at ECU (10/28/21)

#18 S RAY THORNTON

Tackles..... 6, vs. UConn (2021)
 Sacks..... -
 TFL..... -

#21 DB JAELEN STOKES

Tackles..... 1, (3x), last at BYU (9/25/21)
 INT..... -
 FR..... -

#22 DB MEKHI LaPOINTE

Tackles..... 11, vs. UConn (10/20/18)
 TFL..... 2.0, at Tulsa (10/12/18)
 INT..... 1, (6X) last vs. BYU (9/3/22)
 PBU..... 1, (6X), last at ECU (10/28/21)

#33 DB TIMARCUS SIMPSON

Tackles..... 2, vs. BYU (9/3/22)
 TFL..... -
 INT..... -

DEFENSIVE LINE

#6 DT RASHAWN YATES

Tackles..... 5, at Cincinnati (10/3/20)
 Sacks..... 1.0, (5X), last vs. UCF (11/27/20)
 TFL..... 2.0, at Georgia Tech (9/7/19)
 FF..... 1, vs. The Citadel (9/12/20)
 QBH..... 1, (2x), last at ECU (10/28/21)

#13 DE TRAMEL LOGAN

Tackles..... 4, vs. BYU (9/3/22)
 Sacks..... 1.0, (2x), last vs. Cincinnati (11/12/21)
 TFL..... 2.0, vs. BYU (9/3/22)
 PBU..... 1, (3x), last vs. Tulsa (10/16/21)
 QBH..... 1, at ECU (10/28/21)

#16 DE EDDIE KELLY

Tackles..... 1, vs. BYU (9/3/22)
 Sacks..... -
 TFL..... -

#19 DE JONATHAN ROSS

Tackles..... -
 Sacks..... -
 TFL..... -

#28 DE JATORIAN HANSFORD

Tackles..... 2, vs. BYU (9/3/22)
 TFL..... 1, 3X, last vs. BYU (9/3/22)
 Sacks..... 1, (2X), last vs. BYU (9/3/22)
 FF..... -

#40 DE JASON VAUGHN

Tackles..... 6, at Notre Dame(9/19/20)
 TFL..... 1, (4X), last at SMU (10/2/21)
 Sacks..... 0.5, vs. FAMU (9/18/21)
 FF..... 1, vs. Tulsa (10/16/21)

#90 DT RASHAD CHENEY

Tackles..... 3, (2X), vs. BYU (9/3/22)
 TFL..... -
 Sacks..... -
 FF..... -

#99 DE DARRIEN GRANT

Tackles..... 3 (2X), last at NC State (9/2/21)
 TFLs..... 1.0, vs. Temple (11/7/19)
 Block FG..... 1, at BYU (9/25/21)

LINEBACKERS

#5 LB ANTONIO GRIER, JR.

Tackles..... 14, vs. Cincinnati (11/12/21)
 TFL..... 2.5, (2x), last vs. Houston (11/6/21)
 Sacks..... 2.0, vs. BYU (10/12/19)
 FF..... 1, (5X) last at ECU (10/28/21)
 FR..... 1, (2x) last vs. Tulsa (10/16/21)
 Def TD..... 1, vs. Tulsa (10/16/21)
 INT..... 1, 2x, last vs. Temple (10/23/21)
 PBU..... 1, at East Carolina (10/26/19)
 QBH..... 1, at BYU (9/25/21)

#8 LB DJ GORDON

Tackles..... 5, vs. BYU (9/3/22)
 TFL..... 1.0, at Wisconsin (2020)
 Sacks..... -
 FF..... 1, at Indian (2021)
 FR..... -
 Def TD..... -
 INT..... 1, vs. Iowa (2020)

#11 LB DWAYNE BOYLES, JR.

Tackles..... 14, at ECU (10/28/21)
 Sack..... 1, (2X), last vs. Temple (11/7/19)
 TFL..... 3.0, (2X) last vs. The Citadel (9/12/20)
 INT..... 1, (3x), last vs. Tulsa (10/16/21)
 PBU..... 1, (7X), last vs. FAMU (9/18/21)
 FF..... 2, vs. Cincinnati (11/12/21)
 FR..... 1, (2x), last at ECU (10/28/21)
 Blocked Kick..... 1 (FG), at Temple (10/17/20)

#17 LB JHALYN SHULER

Tackles..... -
 Sacks..... -
 TFL..... -

#23 DAVON HICKS

Tackles..... 2, vs. Houston (11/6/21)
 TFL..... 0
 Sacks..... 0
 FR..... 0
 INT..... 0

#24 LB MAC HARRIS

Tackles..... 8, at Cincinnati (10/3/20)
 INT..... 1, at Cincinnati (10/3/20)

#29 LB BRIAN NORRIS

Tackles..... 11, at Cincinnati (10/3/20)
 TFL..... 1, vs. South Carolina State (9/14/19)
 Sacks..... 1.0, vs. South Carolina State (9/14/19)
 FF..... 1, vs. South Carolina State (9/14/19)

USF ATHLETIC COMMUNICATIONS

4202 E. Fowler Ave., ATH 100,
Tampa, FL 33620
OFFICE: 813-974-2125 FAX: 813-974-5328

**Associate AD/Communications/
Football Contact:** Brian Siegrist
Siegrist@USF.edu
Cell: 813-293-3897
**Associate Communications Director/
Secondary Football:** Dave Albrecht
Albrecht25@usf.edu
Cell: 561-525-4997
**Associate Communications Director/
Secondary Football:** Mike Hogan
MHogan@USF.edu
Cell: 813-469-0616

Website: www.GoUSFBulls.com



USF MEDIA POLICIES

WEEKLY PRESS CONFERENCE

USF holds a weekly press conference every TUESDAY at 11:30 a.m. during regular game weeks. Head coach Jeff Scott and selected players will be available in person in the Lee Roy Selmon Athletics Center.

Scott will also conduct a weekly update via ZOOM on THURSDAYS at 11:30 a.m. Links for that ZOOM call will be provided weekly.

Defensive Coordinator Bob Shoop and Offensive Coordinator Travis Trickett will be available via ZOOM on Wednesday's at 11:30 a.m.

CREDENTIAL REQUESTS

The online application for football credentials for the 2022 season can be found at https://gousfbulls.com/sb_output.aspx?form=25 . If you are requesting multiple credentials for a group, a form must be submitted for each person and emails provided for screening. Individual game credential requests must be made a week prior to each game. Credential requests will be determined on a game-by-game basis and notifications on confirmation or denial provided by Tuesday of game weeks.

Credentials will be available for pickup at Raymond James Stadium ONLY on game days at the south plaza will call window (far right).

INTERVIEW POLICIES

Under no circumstances should media members contact USF coaches or student-athletes without prior consent and approval from Associate Director of Athletics Brian Siegrist or Associate Communications Director Dave Albrecht. The same policy applies to the family members of student-athletes. To request interviews outside of regularly-scheduled availabilities, please contact the USF Communications department at least 24 hours in advance. Only head coach Jeff Scott, defensive coordinator Bob Shoop and offensive coordinator Travis Trickett are available from the coaching staff to speak with the media during the season. Freshman student-athletes are not available to the media until they have competed in a game for USF.

PLAYER INTERVIEWS

Players will be available twice per week during a normal game week. Those availabilities will occur after practices on Tuesday and during requested one-on-one periods on Thursday. To request a specific player for a one-on-one feature interview, please contact the USF Communications department at least 24 hours in advance.

STAFF INTERVIEWS

Coach Scott will be available two times per week during normal game weeks. Scott is available Tuesday during his weekly press conference (11:30 a.m.) and Thursday during his weekly ZOOM update (11:30 a.m.). He can also be heard on Monday evenings on the USF Football Radio Show on 102.5 The Bone. USF Offensive and defensive coordinators will be available after practice on Wednesdays. No other football coaching staff members are available to speak with the media.

POSTGAME POLICY

The USF locker room is closed at all times. Coach Scott will address the media following his postgame with the team. USF will take interview requests for players at the beginning of the fourth quarter and will provide 5-6 players post-game. On the road, USF will conduct interviews via ZOOM, with Coach Scott and 3-4 players available. All ZOOM links will be provided prior to game time.

COLLEGEPRESSBOX.COM

CollegePressBox.com is a great resource for media covering the Bulls and the AAC. Not only does it have media guides from the entire conference, but it also houses logos, head shots, action shots and much more. For access to the site, email Ted Gangi at webmasteratcollegepressbox.com.

▼ WEEKLY USF FOOTBALL MEDIA SCHEDULE ▼

| MON | TUES | WED | THURS | FRI | SAT | SUN |
|---------|--|--|---|--------------------|--|--------------------|
| OFF DAY | Weekly Presser 11:30 AM: HC Jeff Scott & Players | Coordinator ZOOM 11:30 AM: OC Travis Trickett DC Bob Shoop Radio Show 6-7 p.m. 102.5 HD-2 & Bulls Unlimited | Jeff Scott Zoom Update Noone Player one- on-ones upon request | NO availability | GAME DAY Postgame availability In person on site | NO availability |

THE LAST TIME - TEAM

| | USF | OPPONENT |
|---|--|-----------------------------------|
| | RUSHING | |
| Team had 400-499 yards: | 421, vs. Temple, 10/23/21 | 434, at Navy, 10/19/10 |
| Team had 300-399 yards: | 302, vs. The Citadel, 9/12/20 | 314, vs. BYU 9/3/22 |
| Team had 200-299 yards: | 241, vs. FAMU, 9/18/21 | 202, vs. Cincinnati 11/12/21 |
| Had 51-100 yards: | 90, at UCF, 11/26/21 | 190, at Tulane 11/20/21 |
| Had less than 50 yards: | 26, vs. Wisconsin, 8/30/19 | 48, vs. Temple, 10/23/21 |
| Team had 70 or more attempts: | 73, vs. Temple, 10/23/21 | 89, at Houston, 10/27/18 |
| Team had 60 or more attempts: | 63, Temple, 9/21/17 | 69, at Navy, 10/31/15 |
| Team had 50-59 attempts: | 55, at Tulane, 10/28/17 | 51, at ECU 10/28/21 |
| Team had fewer than 25 attempts: | 23, vs. Wisconsin, 8/30/19 | 14, vs. Temple, 10/23/21 |
| Team had five or more rushing touchdowns: | 5, at UMass 10/6/18 | 6, at Notre Dame, 9/19/20 |
| Team had at least three rushing touchdowns: | 3, vs. Cincinnati 11/12/21 | 3, vs. BYU 9/3/22 |
| Team had 0 rushing touchdowns: | at NC State, 9/2/21 | at Memphis, 11/7/20 |
| | PASSING | |
| Had 500+ yards passing: | 503, at UCF, 11/24/17 | |
| Had 400-499 yards passing: | 404, vs. UCF, 11/27/20 | 437, at Memphis, 11/7/20 |
| Had 300-399 yards passing: | 306, vs. ECU, 10/10/20 | 311, at Tulane 11/20/21 |
| Had less than 100 yards passing: | 44, vs. Memphis, 11/23/19 | 84, vs. The Citadel, 9/12/20 |
| Team had less than 50 yards passing: | 44, vs. Memphis, 11/23/19 | 23, at Navy, 10/19/10 |
| Had 50 or more attempts: | 50, vs. Ball State, 9/10/11 | 50, at Memphis, 11/7/20 |
| Had 40-49 attempts: | 46, vs. Houston 11/6/21 | 42, at SMU, 10/2/21 |
| Had less than 20 attempts: | 19, vs. Memphis, 11/23/19 | 18, vs. The Citadel, 9/12/20 |
| Had less than 10 attempts: | Never (record-low 10 vs. Louisville, 9/24/05) | 4, at Navy, 10/19/10 |
| Had 30 or more completions: | 32, vs. UCF, 11/27/20 | 31, vs. Cincinnati 11/12/21 |
| Had less than 10 completions: | 6, vs. Memphis, 11/23/19 | 4, vs. The Citadel, 9/12/20 |
| Team had less than five completions: | 3, at Louisville, 10/22/04 | 4, vs. The Citadel, 9/12/20 |
| Had five touchdown passes: | vs. Cincinnati, 11/20/15 | at Houston, 10/27/18 |
| Had four touchdown passes: | vs. UCF, 11/27/20 | at SMU, 10/2/21 |
| Had zero touchdown passes: | vs. BYU 9/3/22 | at Notre Dame, 9/19/20 |
| Had five passes intercepted: | at Cincinnati, 10/3/20 | at Syracuse, 10/3/09 |
| Had four passes intercepted: | at Cincinnati, 10/3/20 (5) | Temple, 9/21/17 |
| Had three passes intercepted: | at NC State, 9/2/21 (3) | at Cincinnati, 10/3/20 |
| Did not throw an interception: | at UCF, 11/26/21 | at UCF, 11/26/21 |
| | TOTAL OFFENSE | |
| Had 700 or more yards: | 745, vs. Florida A&M, 9/17/11 | Never |
| Had 600 or more yards: | 646, vs. UCF, 11/27/20 | 646, vs. Houston 11/6/21 |
| Had 500 or more yards: | 526, vs. Temple, 10/23/21 | 575, vs. BYU 9/3/22 |
| Had 200 yards or less: | 170, vs. Memphis, 11/23/19 | 182, Florida A&M, 9/5/15 |
| Had 100 yards or less: | Never | 85, vs. Temple 9/21/17 |
| Ran 100 or more plays: | 101, at San Jose State, 8/26/17 | |
| Ran 90 or more plays: | 94, vs. Temple, 10/23/21 | 96, vs. ECU, 9/22/18 |
| Ran 85 or more plays: | 93, vs. UCF, 11/27/20 | 86, at ECU 10/28/21 |
| Ran 55 or fewer plays: | 50, vs. Memphis, 11/23/19 | 35, vs. Temple, 10/23/21 |
| | SCORING | |
| Scored 80 or more points: | 80, vs. Kentucky Wesleyan, 9/6/97 | Never |
| Scored 70-79 points: | 70, vs. Florida A&M, 9/17/11 | Never |
| Scored 60-69 points: | 61, at ECU 9/30/17 (Road game Record) | Never |
| Scored 50-59 points: | 55, vs. SC State, 9/14/19 | 50, vs. BYU 9/3/22 |
| Scored 40-49 points: | 42, vs. Houston 11/6/21 | 45, at Tulane 11/20/21 |
| Scored less than 10 points: | 0, at NC State 9/2/21 | 6, vs. The Citadel, 9/12/20 |
| Failed to score points: | 0, at NC State 9/2/21 | 0, Charleston Southern, 9/19/09 |
| Won by 45 points or more: | 48, vs. Florida A&M, 9/5/15 | 45, at NC State 9/2/21 |
| Won by 30-44 points: | 39, vs. SC State, 9/14/19 | 31, at Tulane 11/20/21 |
| Won by 20-29 points: | 20, vs. Temple, 10/23/21 | 29, vs. BYU 9/3/22 |
| Scored on the first drive of the game: | TD, at Tulane 11/20/21 | TD, vs. BYU 9/3/22 |
| Scoring drive of 15 or more plays: | 16 (TD), vs. Cincinnati 11/12/21 | 15 (FG), vs. Tulsa 10/16/21 |
| Recorded a safety: | at Houston, 10/27/18 | vs. BYU 9/3/22 |
| Scored on a blocked field goal attempt: | Nate Godwin (75), vs. Cincinnati, 10/5/13 | A. Contressa, Stony Brook, 9/2/17 |
| Scored on a blocked PAT attempt: | (Never) | Nate Hobbs, Illinois, 9/15/17 |
| Scored a 2-point conversion: | at Illinois (Barnett to St. Felix pass), 9/15/18 | Illinois, 9/15/17 |

THE LAST TIME - TEAM

| | USF | OPPONENT |
|--|-----------------------------|-----------------------------|
| | TURNOVERS | |
| Team lost five or more turnovers: | (5) at Cincinnati, 10/3/20 | (8) vs. SC State, 9/14/19 |
| Team lost four turnovers: | vs. Cincinnati 11/12/21 | (4) at Cincinnati, 10/3/20 |
| Team lost three fumbles: | at Temple, 10/17/20 | at ECU 10/28/21 |
| Threw four or more interceptions: | 5, at Cincinnati, 10/3/20 | (4) vs. Temple, 9/21/17 |
| Team did not commit a turnover: | at UCF, 11/26/21 | at UCF, 11/26/21 |
| Team recovered an on-side kick: | at Pittsburgh, 9/8/01 | vs. UCF, 11/26/16 |
| Lost a game and did not commit a turnover: | at UCF, 11/26/21 | vs. Tulsa, 11/16/17 |
| | DEFENSE | |
| Team recorded seven sacks: | vs. UConn, 10/15/11 | 9, vs. Temple, 11/9/19 |
| Team recorded six sacks: | vs. BYU, 10/12/19 | 6, at UCF, 11/26/21 |
| Team recorded five sacks: | at UConn 10/5/19 | 6, at UCF, 11/26/21 |
| Team recorded 10 or more tackles for loss | 13.0, vs. BYU, 10/12/19 | 11.0, at UCF, 11/26/21 |
| Team recorded five or more pass break-ups: | 5, at SMU, 10/2/21 | 8, at Houston, 11/14/20 |
| | SPECIAL TEAMS | |
| Returned a punt for a touchdown: | vs. The Citadel, 9/12/20 | at Houston, 11/14/20 |
| Returned a blocked punt for a touchdown: | vs. Florida A&M, 9/17/11 | at Notre Dame (9/19/20) |
| Returned a kickoff for a touchdown: | 1, vs. BYU 9/3/22 | at Cincinnati, 10/3/20 |
| Blocked a punt: | vs. Florida State, 9/29/12 | at Notre Dame (9/19/20) |
| Punted 10 or more times: | 10, at Cincinnati, 11/10/18 | 10, Temple, 9/21/17 |
| Did not record a punt: | vs. Temple, 10/23/21 | at Pittsburgh, 10/24/09 |
| Blocked a field goal: | at BYU, 9/25/21 | at Tulane, 10/21/17 |
| Blocked a PAT: | vs. UConn, 10/20/18 | at Cincinnati, 11/10/18 |
| Team recovered an on-side kick: | at Pittsburgh, 9/8/01 | vs. UCF, 11/26/16 |
| Made five or more field goals: | 5, vs. Temple, 9/21/17 | Never |
| Made four or more field goals: | 4, at Memphis, 11/7/20 | 4, at Illinois, 9/15/18 |
| | MISCELLANEOUS | |
| Had 30 or more first downs: | 34, vs. Temple, 10/23/21 | 30, vs. Cincinnati 11/12/21 |
| Had 10 or fewer first downs: | 5, vs. Memphis, 11/23/19 | 6, Temple, 9/21/17 |
| Had 15 or more penalties: | 16, Illinois, 9/15/17 | 15, Illinois, 9/15/17 |
| Had no penalties: | Never | at Tulane 11/20/21 |
| Had 100 or more penalty yards: | 111, at Temple, 10/17/20 | 112, at UCF, 11/29/19 |
| Had less than 25 penalty yards: | 21 at Houston, 11/14/20 | 5, vs. SC State, 9/14/19 |
| Had 35 minutes or more of possession time: | 35:09 at UCF, 11/26/21 | 38:28, at ECU 10/28/21 |
| Had 43 minutes or more of possession time: | 44:35, vs. Temple, 10/23/21 | |

THE LAST TIME - INDIVIDUAL

| | USF | OPPONENT |
|--|--|---|
| RUSHING | | |
| Rushed at least 25 times: | Jaren Mangham (26), vs. Temple, 10/23/21 | Greg McCrae (25), vs. UCF, 11/27/20 |
| Rushed at least 30 times: | Marlon Mack (31), vs. UConn, 9/19/14 | D. Brewer (34), vs. Tulsa, 11/16/17 |
| Rushed for 100 yards: | Kelley Joiner Jr. (103) at ECU 10/28/21 | Christopher Brooks (135) vs. BYU 9/3/22 |
| Multiple players rushed for 100 yards: | Jaren Mangham (152) & Brian Battie (126), vs. Temple, 10/23/21 | Ta'Zawn Henry (130) & Alton McCaskill (125) vs. Houston 11/6/21 |
| Rushed for 150 yards: | Jaren Mangham (152), vs. Temple, 10/23/21 | Zonovan Knight (163) at NC State, 9/2/21 |
| Rushed for 200 yards: | Quinton Flowers (210), at Memphis, 11/12/16 | R. Armstead (210), at Temple, 10/21/16 |
| Rushed for 300 yards: | Jordan Cronkrite (302), at UMass, 10/6/18 | |
| USF player rushed for 200 yards in consecutive games | Dyral McMillan (258) vs. New Haven, 11/6/99; (221) vs. Hofstra, 11/13/99 | |
| Scored on a run of 50 yards or more: | Jordan Cronkrite (66) at Tulsa, 10/12/18 | Christopher Brooks (52) vs. BYU 9/3/22 |
| Scored on a run of 70 yards or more: | Jordan Cronkrite (77, 76), at UMass 10/6/18 | Puka Nacua (75) vs. BYU 9/3/22 |
| PASSING | | |
| Player attempted 60+ passes: | Marquel Blackwell (61), at Memphis, 9/22/01 | Troy Mitchell (66), vs. Western Carolina, 8/30/14 |
| Player attempted 50-59 passes: | Matt Grothe (54), vs. Cincinnati, 11/3/07 | Brady White (50), at Memphis, 11/7/20 |
| Player attempted 40-49 passes: | Timmy McClain (46), vs. Houston 11/6/21 | Tanner Mordecai (42) at SMU, 10/2/21 |
| Player completed 30-39 passes: | Jordan McCloud (32), vs. UCF, 11/27/20 | Desmond Ridder (31) vs. Cincinnati 11/12/21 |
| Player completed 25-29 passes: | Blake Barnett (29), vs. Tulane, 11/3/18 | Jaren Hall (25) vs. BYU 9/3/22 |
| Player passed for more than 400 yards: | Jordan McCloud (404), vs. UCF, 11/27/20 | Brady White (437) at Memphis, 11/7/20 |
| Player passed for more than 300 yards: | Jordan McCloud (404), vs. UCF, 11/27/20 | Michael Pratt (311) at Tulane 11/20/21 |
| Player threw five touchdowns: | Marquel Blackwell (5), at East Carolina, 10/19/02 | D'Eriq King (5), at Houston, 10/27/18 |
| Player threw four touchdowns: | Jordan McCloud (4), vs. UCF, 11/27/20 | Tanner Mordecai (4) at SMU, 10/2/21 |
| Player threw three touchdowns: | Jordan McCloud (4), vs. UCF, 11/27/20 | Michael Pratt (311) at Tulane 11/20/21 |
| Player threw a TD of 70 yards or more: | Timmy McClain-Jimmy Horn Jr. (80) vs. Cincinnati 11/12/21 | D'Wan Mathis (70), vs. Temple, 10/23/21 |
| Player threw a TD of 60-70 yards or more: | Blake Barnett-Darnell Salomon (66), vs. ECU, 9/22/18 | Brady White-Calvin Austin (65) at Memphis, 11/7/20 |
| Player threw a TD of 50-60 yards or more: | Quinton Flowers-T. McCants (54), vs. Stony Brook, 9/2/17 | Clayton Tune to N. Dell (55), vs. Houston 11/6/21 |
| RECEIVING | | |
| Player caught 10 passes: | Bryce Miller (11), vs. UCF, 11/27/20 | Xavier Smith (15), vs. FAMU 9/18/21 |
| Player had 100 receiving yards: | Xavier Weaver (113) vs. BYU 9/3/22 | N. Dell (164) & K. Carter (123) vs. Houston 11/6/21 |
| USF player with three straight 100-yard games: | Andre Davis (113), vs. SMU, 11/26/13; (110) vs. Memphis, 11/16/13; (134), vs. Houston, 10/31/13 | |
| TOTAL OFFENSE | | |
| Player had 600-plus yards: | Quinton Flowers (605), at UCF, 11/24/17 | |
| Player had 400-600 yards: | Jordan McCloud (411), vs. UCF, 11/27/20 | Brady White (451) at Memphis, 11/7/20 |
| QB Had 100+ yards RUSHING & 400+ PASSING: | Quinton Flowers, 102 rush, 503 pass, at UCF, 11/24/17 | D'Eriq King, 134 rush, 419 pass, at Houston, 10/27/18 |
| QB had 100+ yards RUSHING & 200-400 PASSING: | Quinton Flowers, 106 rush, 311 pass, vs. Texas Tech, 12/23/17 | Will Worth, 129 rush, 299 pass, vs. Navy, 10/28/16 |
| DEFENSE | | |
| Player intercepted three or more passes: | J.R. Reed (3), at Memphis, 11/29/03 | Bobby McCain (3), vs. Memphis, 11/16/13 |
| Player intercepted two or more passes: | Deatrick Nichols (2), vs. Temple, 9/21/17 | Rodney Clemons (2), vs. SMU, 9/28/19 |
| Player recovered two or more fumbles: | Greg Reaves (2), vs. SC State, 9/14/19 | Jacob Martin (2), vs. Temple, 9/21/17 |
| Player recorded four or more sacks: | George Selvie (4), vs. Elon, 9/1/07 | Never |
| Player recorded three sacks: | Deadrin Senat (3), vs. Texas Tech, 12/23/17 | Landon Woodson (3), vs. UCF, 11/27/20 |
| Player recorded 15 or more tackles: | Patrick Macon (15), vs. Wisconsin, 8/30/19 | Tatum Bethune (18), at UCF, 11/26/21 |
| Player returned an interception for a touchdown: | Antonio Grier (69) vs. Tulsa, 10/16/21 | M. Tooley (33) vs. BYU 9/3/22 |
| Player returned a fumble for a touchdown: | Vincent Davis (12), at UMass, 10/6/18 | Darek Parish (85) at Houston, 11/14/20 |
| Player recorded 4.0 tackles for loss or more: | Patrick Macon (4), vs. Wisconsin, 8/30/19 | Juwuan Johnson (4.0), vs. Northern Illinois, 9/10/16 |
| PUNTING | | |
| Player recorded four 50-yard punts: | Trent Schneider (4), vs. UCF, 11/23/18 | Dane Roy (4), vs. Houston, 10/28/17 |
| Player recorded a 60-yard punt: | Andrew Stokes (66) at NC State, 9/2/21 | James Smith (60), at Cincinnati, 10/3/20 |
| Player recorded two 60-yard punts: | Andrew Stokes (66 & 61) at NC State, 9/2/21 | NEVER |
| SCORING | | |
| Player scored at least four touchdowns: | Marlon Mack (4), vs. Western Carolina, 8/30/14 | Jonathan Taylor (4, 2 rush, 2 rec), vs. Wisconsin, 8/30/19 |
| Player scored at least three touchdowns: | Brian Battie (3) vs. Houston 11/6/21 | Alton McCaskill (3), vs. Houston 11/6/21 |
| Player caught at least two touchdown passes: | B. Miller (2), D. Dukes (2), vs. UCF, 11/27/20 | Jacob Harris (3), vs. UCF, 11/27/20 |
| Player rushed for at least three touchdowns: | Jaren Mangham (3) vs. FAMU 9/18/21 | Alton McCaskill (3), vs. Houston 11/6/21 |
| Player kicked (made) four+ field goals: | Spencer Shrader (4) at Memphis, 11/7/20 | Chase McLaughlin (4), at Illinois, 9/15/18 |
| Player kicked (made) three+ field goals: | Spencer Shrader (4) at Memphis, 11/7/20 | Jake Olroyd, vs. BYU, 10/12/19 |
| Player returned a kickoff for a touchdown: | Jimmy Horn Jr. (89) vs. BYU 9/3/22 | Tre Tucker (97), at Cincinnati, 10/3/20 |
| Player returned a punt for a touchdown: | Omarion Dollison (0), vs. The Citadel, 9/12/20 | Marcus Jones (73) at Houston, 11/14/20 |
| Player returned an interception for a touchdown: | Antonio Grier (69) vs. Tulsa, 10/16/21 | M. Tooley (33) vs. BYU 9/3/22 |
| Player returned a fumble for a touchdown: | Vincent Davis (12), at UMass, 10/6/18 | Darek Parish (85) at Houston, 11/14/20 |
| Player recovered a fumble in the end zone for a touchdown: | Jake Sims, vs. Rutgers, 11/3/10 | Jimmy Gaines, vs. Miami, 9/28/13 |
| Player returned (or recovered) a blocked punt for a touchdown: | Andre Davis (11), vs. Florida A&M, 9/17/11 | Jordan Botelho, at Notre Dame (9/19/20) |
| Player returned a blocked field goal attempt for a touchdown: | Nate Godwin (75), vs. Cincinnati, 10/5/13 | Rod Davis (61), vs. Southern Miss, 10/25/03 |
| Player scored on a two-point conversion attempt: | Randall St. Felix from Blake Barnett, at Illinois, 9/15/18 | Mike Dudek, pass from Jeff George Jr., Illinois, 9/15/17 |
| Player kicked a game-winning field goal | Coby Weiss at Tulsa, 10/12/18 (22 yards with :02 remaining) | Sam Crosa, vs. Cincinnati, 11/16/19 (37 yards with :03 remaining) |



2022-23 South Fla. Football
Overall Team Statistics
All games

Team Statistics

| | USF | OPP |
|----------------------------------|--------------|--------------|
| Scoring | 21 | 50 |
| Points per game | 21.0 | 50.0 |
| Points Off Turnovers | 0 | 7 |
| First Downs | 12 | 27 |
| Rushing | 6 | 12 |
| Passing | 6 | 15 |
| Penalty | 0 | 0 |
| Rushing Yardage | 121 | 312 |
| Yards gained rushing | 121 | 328 |
| Yards lost rushing | 0 | 16 |
| Rushing attempts | 26 | 37 |
| Average per rush | 4.7 | 8.4 |
| Average per game | 121.0 | 312.0 |
| TDs Rushing | 2 | 3 |
| Passing Yardage | 172 | 261 |
| Comp-Att-Int | 17-30-1 | 25-32-1 |
| Average per pass | 5.7 | 8.2 |
| Average per catch | 10.1 | 10.4 |
| Average per game | 172.0 | 261.0 |
| TDs Passing | 0 | 2 |
| Total offense | 293 | 573 |
| Total plays | 56 | 69 |
| Average per play | 5.2 | 8.3 |
| Average per game | 293.0 | 573.0 |
| Kick returns: #-Yards | 8-239 | 1-19 |
| Punt returns: #-Yards | 0-0 | 1-7 |
| Int returns: #-Yards | 1-12 | 1-0 |
| Kick return average | 29.9 | 19.0 |
| Punt return average | 0.0 | 7.0 |
| Int return average | 12.0 | 0.0 |
| Fumbles-Lost | 1-0 | 1-0 |
| Penalties-Yards | 3-25 | 4-35 |
| Average per game | 25.0 | 35.0 |
| Punts-Yards | 4-164 | 2-72 |
| Average per punt | 41.0 | 36.0 |
| Net punt average | 39.3 | 36.0 |
| Kickoffs-Yards | 5-334 | 9-502 |
| Average per kick | 66.8 | 55.8 |
| Net kick average | 43.2 | 29.2 |
| Time of possession / game | 25:17 | 34:43 |
| 3rd-down conversion | 3/12 | 7/13 |
| 3rd-down pct | 25% | 54% |
| 4rd-down conversion | 2/4 | 2/2 |



**2022-23 South Fla. Football
Overall Team Statistics
All games**

| | USF | OPP |
|------------------------------------|-------------------|-------------------|
| 4rd-down pct | 50% | 100% |
| Sacks by-Yards | 1-1 | 1-0 |
| Misc Yards | 0 | 0 |
| Touchdowns scored | 3 | 6 |
| Field goals - attempts | 0-0 | 2-2 |
| On-Side kicks | 0-0 | 0-0 |
| Red-zone scores | (2-3) 67% | (4-5) 80% |
| Red-zone touchdowns | (2-3) 67% | (2-5) 40% |
| PAT-attempts | (3-3) 100% | (6-6) 100% |
| 2-point conversion-attempts | (0-0) 0% | (0-0) 0% |
| Attendance | 31521 | 0 |
| Games / Avg per game | 1/31521 | 0/0 |
| Neutral site games | - | 0/0 |

Score by Periods

| Team | 1st | 2nd | 3rd | 4th | OT | TOT |
|-------------|------------|------------|------------|------------|-----------|------------|
| South Fla. | 0 | 7 | 14 | 0 | 0 | 21 |
| Opponents | 28 | 10 | 9 | 3 | 0 | 50 |



2022-23 South Fla. Football
Individual Game Highs
All games

South Fla. - Individual Game Highs

| | | |
|---------------------|------|---------------------------------------|
| RUSHES | 10 | Jaren Mangham vs BYU (09/03/2022) |
| YARDS RUSHING | 39 | Jaren Mangham vs BYU (09/03/2022) |
| TD RUSHES | 1 | Brian Battie vs BYU (09/03/2022) |
| | 1 | Jaren Mangham vs BYU (09/03/2022) |
| LONG RUSH | 13 | Gerry Bohanon vs BYU (09/03/2022) |
| PASS ATTEMPTS | 30 | Gerry Bohanon vs BYU (09/03/2022) |
| PASS COMPLETIONS | 17 | Gerry Bohanon vs BYU (09/03/2022) |
| YARDS PASSING | 172 | Gerry Bohanon vs BYU (09/03/2022) |
| TD PASSES | none | |
| LONG PASS | 50 | Gerry Bohanon vs BYU (09/03/2022) |
| RECEPTIONS | 5 | Xavier Weaver vs BYU (09/03/2022) |
| YARDS RECEIVING | 113 | Xavier Weaver vs BYU (09/03/2022) |
| TD RECEPTIONS | none | |
| LONG RECEPTION | 50 | Xavier Weaver vs BYU (09/03/2022) |
| PUNTS | 4 | Andrew Stokes vs BYU (09/03/2022) |
| PUNTING AVG | 41.0 | Andrew Stokes vs BYU (09/03/2022) |
| LONG PUNT | 52 | Andrew Stokes vs BYU (09/03/2022) |
| PUNTS INSIDE 20 | 1 | Andrew Stokes vs BYU (09/03/2022) |
| LONG PUNT RETURN | none | |
| LONG KICKOFF RETURN | 89 | Jimmy Horn Jr. vs BYU (09/03/2022) |
| TACKLES | 10 | Mekhi LaPointe vs BYU (09/03/2022) |
| SACKS | 1 | Jatorian Hansford vs BYU (09/03/2022) |
| TACKLES FOR LOSS | 2 | Dwayne Boyles vs BYU (09/03/2022) |
| | 2 | Tramel Logan vs BYU (09/03/2022) |



2022-23 South Fla. Football
Overall Defense Statistics
All games

Team Defense

| # | Player | gp | Tackles | | | | tfl/yds | Sacks no-yds | Pass defense | | | Fumbles | | blkd | |
|----|--------------------|----------|-----------|-----------|-----------|-------------|------------|-----------------|--------------|----------|------------|----------|----------|----------|--|
| | | | ua | a | tot | int-yds | | | brup | qbh | fr-yds | ff | kick | saf | |
| 22 | Mekhi LaPointe | 1 | 8 | 2 | 10 | . | . | 1-12 | . | . | . | . | . | . | |
| 11 | Dwayne Boyles | 1 | 6 | 2 | 8 | 2-2 | . | . | . | 1 | . | . | . | . | |
| 15 | Jayden Curry | 1 | 3 | 2 | 5 | . | . | . | . | . | . | . | . | . | |
| 2 | TJ Robinson | 1 | 4 | 1 | 5 | . | . | . | . | . | . | . | . | . | |
| 8 | DJ Gordon IV | 1 | 3 | 2 | 5 | . | . | . | . | . | . | . | . | . | |
| 13 | Tramel Logan | 1 | 4 | . | 4 | 2-8 | . | . | 1 | . | . | . | . | . | |
| 0 | Daquan Evans | 1 | 2 | 2 | 4 | . | . | . | . | . | . | . | . | . | |
| 5 | Antonio Grier | 1 | 1 | 2 | 3 | . | . | . | . | . | . | . | . | . | |
| 90 | Rashad Cheney Jr. | 1 | 2 | 1 | 3 | . | . | . | . | . | . | . | . | . | |
| 33 | Timarcus Simpson | 1 | 2 | . | 2 | . | . | . | . | . | . | . | . | . | |
| 1 | Matthew Hill | 1 | 1 | 1 | 2 | . | . | . | . | . | . | . | . | . | |
| 4 | Christian Williams | 1 | 2 | . | 2 | . | . | . | . | . | . | . | . | . | |
| 9 | Aamaris Brown | 1 | 2 | . | 2 | . | . | . | 1 | . | . | . | . | . | |
| 7 | Will Jones II | 1 | 1 | 1 | 2 | 1-4 | . | . | . | . | . | . | . | . | |
| 28 | Jatorian Hansford | 1 | 2 | . | 2 | 1-1 | 1-1 | . | . | . | . | 1 | . | . | |
| 99 | Clyde Pinder | 1 | . | 1 | 1 | . | . | . | . | . | . | . | . | . | |
| 40 | Jason Vaughn | 1 | 1 | . | 1 | 1-4 | . | . | . | . | . | . | . | . | |
| 34 | Joshua Green | 1 | . | 1 | 1 | . | . | . | . | . | . | . | . | . | |
| 23 | Davon Hicks | 1 | 1 | . | 1 | . | . | . | . | . | . | . | . | . | |
| 16 | Eddie Kelly | 1 | 1 | . | 1 | . | . | . | . | . | . | . | . | . | |
| | Totals | 1 | 47 | 18 | 65 | 7-19 | 1-1 | 1-12 | 2 | 1 | 0-0 | 1 | 0 | 0 | |
| | Opponents | 1 | 34 | 28 | 62 | 2-3 | 1-0 | 1-0 | 2 | 0 | 0-0 | 0 | 0 | 1 | |



**2022-23 South Fla. Football
Individual Statistics
All games**

Rushing

| Player | gp | att | gain | loss | net | avg | td | lg | avg/g |
|------------------|----------|-----------|------------|-----------|------------|------------|----------|-----------|--------------|
| Jaren Mangham | 1 | 10 | 39 | 0 | 39 | 3.9 | 1 | 11 | 39.0 |
| Michel Dukes | 1 | 5 | 23 | 0 | 23 | 4.6 | 0 | 9 | 23.0 |
| Gerry Bohanon | 1 | 4 | 28 | 0 | 28 | 7.0 | 0 | 13 | 28.0 |
| Brian Battie | 1 | 3 | 14 | 0 | 14 | 4.7 | 1 | 9 | 14.0 |
| Mychael Hamilton | 1 | 3 | 5 | 0 | 5 | 1.7 | 0 | 2 | 5.0 |
| Jimmy Horn Jr. | 1 | 1 | 12 | 0 | 12 | 12.0 | 0 | 12 | 12.0 |
| Total | 1 | 26 | 121 | 0 | 121 | 4.7 | 2 | 13 | 121.0 |
| Opponents | 1 | 37 | 328 | 16 | 312 | 8.4 | 3 | 75 | 312.0 |

Punt Returns

| Player | no. | yds | avg | td | lg |
|------------------|----------|----------|------------|----------|----------|
| Total | 0 | 0 | 0.0 | 0 | 0 |
| Opponents | 1 | 7 | 7.0 | 0 | 7 |

Interceptions

| Player | no. | yds | avg | td | lg |
|------------------|----------|-----------|-------------|----------|-----------|
| Mekhi LaPointe | 1 | 12 | 12.0 | 0 | 12 |
| Total | 1 | 12 | 12.0 | 0 | 12 |
| Opponents | 1 | 0 | 0.0 | 1 | 0 |

Passing

| Player | gp | effic | comp-att-int | pct | yds | td | lg | avg/g |
|------------------|----------|--------------|----------------|-------------|------------|----------|-----------|--------------|
| Gerry Bohanon | 1 | 98.2 | 17-30-1 | 56.7 | 172 | 0 | 50 | 172.0 |
| Total | 1 | 98.2 | 17-30-1 | 56.7 | 172 | 0 | 50 | 172.0 |
| Opponents | 1 | 161.0 | 25-32-1 | 78.1 | 261 | 2 | 22 | 261.0 |

Kick Returns

| Player | no. | yds | avg | td | lg |
|------------------|----------|------------|-------------|----------|-----------|
| Brian Battie | 7 | 150 | 21.4 | 0 | 38 |
| Jimmy Horn Jr. | 1 | 89 | 89.0 | 1 | 89 |
| Total | 8 | 239 | 29.9 | 1 | 89 |
| Opponents | 1 | 19 | 19.0 | 0 | 19 |

Receiving

| Player | gp | no. | yds | avg | td | lg | avg/g |
|------------------|----------|-----------|------------|-------------|----------|-----------|--------------|
| Xavier Weaver | 1 | 5 | 113 | 22.6 | 0 | 50 | 113.0 |
| Jaren Mangham | 1 | 3 | 14 | 4.7 | 0 | 10 | 14.0 |
| Ajou Ajou | 1 | 2 | 9 | 4.5 | 0 | 5 | 9.0 |
| Brian Battie | 1 | 2 | 10 | 5.0 | 0 | 5 | 10.0 |
| Jimmy Horn Jr. | 1 | 2 | 10 | 5.0 | 0 | 13 | 10.0 |
| Gunnar Greenwald | 1 | 2 | 12 | 6.0 | 0 | 7 | 12.0 |
| Holden Willis | 1 | 1 | 4 | 4.0 | 0 | 4 | 4.0 |
| Total | 1 | 17 | 172 | 10.1 | 0 | 50 | 172.0 |
| Opponents | 1 | 25 | 261 | 10.4 | 2 | 22 | 261.0 |

Fumble Returns

| Player | no. | yds | avg | td | lg |
|------------------|----------|----------|------------|----------|----------|
| Total | 0 | 0 | 0.0 | 0 | 0 |
| Opponents | 0 | 0 | 0.0 | 0 | 0 |

Scoring

| Player | td | fg | PAT | | | | | | pts |
|------------------|----------|------------|------------|----------|----------|----------|----------|----------|-----------|
| | | | kick | rush | rcv | pass | dxp | saf | |
| Brian Battie | 1 | - | - | - | - | - | - | - | 6 |
| Jaren Mangham | 1 | - | - | - | - | - | - | - | 6 |
| Jimmy Horn Jr. | 1 | - | - | - | - | - | - | - | 6 |
| Spencer Shrader | - | - | 3-3 | - | - | - | - | - | 3 |
| Total | 3 | 0-0 | 3-3 | 0 | 0 | 0 | 0 | 0 | 21 |
| Opponents | 6 | 2-2 | 6-6 | 0 | 0 | 0 | 0 | 0 | 50 |

Total Offense

| Player | g | plays | rush | pass | total | avg/g |
|------------------|----------|-----------|------------|------------|------------|--------------|
| Gerry Bohanon | 1 | 34 | 28 | 172 | 200 | 200.0 |
| Jaren Mangham | 1 | 10 | 39 | 0 | 39 | 39.0 |
| Michel Dukes | 1 | 5 | 23 | 0 | 23 | 23.0 |
| Brian Battie | 1 | 3 | 14 | 0 | 14 | 14.0 |
| Jimmy Horn Jr. | 1 | 1 | 12 | 0 | 12 | 12.0 |
| Mychael Hamilton | 1 | 3 | 5 | 0 | 5 | 5.0 |
| Total | 1 | 56 | 121 | 172 | 293 | 293.0 |
| Opponents | 1 | 69 | 312 | 261 | 573 | 573.0 |

Field Goals

| Player | fg | pct. | 01-19 | 20-29 | 30-39 | 40-49 | 50-99 | lg | blk |
|------------------|------------|--------------|------------|------------|------------|------------|------------|-----------|----------|
| Opponents | 2-2 | 100.0 | 0-0 | 0-0 | 2-2 | 0-0 | 0-0 | 39 | 0 |

FG Sequence

| Team Name | South Fla. | Opponents |
|-----------|------------|-----------|
| BYU | | (39),(37) |

Numbers in (parentheses) indicate field goal was made

Punting

| Player | no. | yds | avg | lg | tb | fc | i20 | 50+ | blk |
|------------------|----------|------------|-------------|-----------|----------|----------|----------|----------|----------|
| Andrew Stokes | 4 | 164 | 41.0 | 52 | 0 | 2 | 1 | 1 | 0 |
| Total | 4 | 164 | 41.0 | 52 | 0 | 2 | 1 | 1 | 0 |
| Opponents | 2 | 72 | 36.0 | 37 | 0 | 0 | 2 | 0 | 0 |

Kickoffs

| Player | no. | yds | avg | tb | ob | retn | net | ydl |
|------------------|----------|------------|-------------|----------|----------|----------|-------------|-----------|
| Spencer Shrader | 5 | 334 | 66.8 | 3 | 0 | | | |
| Total | 5 | 334 | 66.8 | 3 | 0 | 1 | 43.2 | 21 |
| Opponents | 9 | 502 | 55.8 | 0 | 0 | 8 | 29.2 | 35 |



2022-23 South Fla. Football
Individual Statistics
All games

All Purpose

| Player | g | rush | rcv | pr | kr | ir | total | avg/g |
|------------------|----------|------------|------------|----------|------------|-----------|------------|--------------|
| Brian Battie | 1 | 14 | 10 | 0 | 150 | 0 | 174 | 174.0 |
| Xavier Weaver | 1 | 0 | 113 | 0 | 0 | 0 | 113 | 113.0 |
| Jimmy Horn Jr. | 1 | 12 | 10 | 0 | 89 | 0 | 111 | 111.0 |
| Jaren Mangham | 1 | 39 | 14 | 0 | 0 | 0 | 53 | 53.0 |
| Gerry Bohanon | 1 | 28 | 0 | 0 | 0 | 0 | 28 | 28.0 |
| Michel Dukes | 1 | 23 | 0 | 0 | 0 | 0 | 23 | 23.0 |
| Mekhi LaPointe | 1 | 0 | 0 | 0 | 0 | 12 | 12 | 12.0 |
| Gunnar Greenwald | 1 | 0 | 12 | 0 | 0 | 0 | 12 | 12.0 |
| Ajou Ajou | 1 | 0 | 9 | 0 | 0 | 0 | 9 | 9.0 |
| Mychael Hamilton | 1 | 5 | 0 | 0 | 0 | 0 | 5 | 5.0 |
| Holden Willis | 1 | 0 | 4 | 0 | 0 | 0 | 4 | 4.0 |
| Total | 1 | 121 | 172 | 0 | 239 | 12 | 544 | 544.0 |
| Opponents | 1 | 312 | 261 | 7 | 19 | 0 | 599 | 599.0 |