



@USFFOOTBALL

AUG. 30, 2022

UNIVERSITY OF SOUTH FLORIDA BULLS FOOTBALL

TAMPA, FLORIDA

26TH SEASON • 15 WINNING SEASONS • 10 BOWL GAMES • 6 BOWL VICTORIES • 30 NFL DRAFT PICKS • 15 ALL-AMERICA SELECTIONS • REACHED NO. 2 RANKING IN 2007

2022 USF GAME NOTES

GAME 1 • BYU

USF DRIVE STARTERS

- ✓ Bulls open their third season under Head Coach Jeff Scott, who is 1-1 in season openers. The Bulls are 16-2 in home openers all-time.
- ✓ The Bulls appeared on eight preseason national award watch lists, the program's most since appearing on 14 to start the 2017 season following a 11-2 campaign in 2016.
- ✓ New coordinators Bob Shoop (DC) and Travis Trickett (OC) make USF debuts.
- ✓ Baylor transfer Bohanon takes the reins of the USF offense, defeated BYU last season while with the Bears.
- ✓ USF will take the field with 30 four-year college transfers on the roster, 24 projected in the two-deep.
- ✓ Grier led team in tackles, sacks, TFL, INT and QB hurries in 2021.

USF RETURNING STAT LEADERS (2021)

RUSHING: Mangham: 160 carries, 671 yds, 15 TD
PASSING: Marsh: 231 yards, 20-41 (48.8%), 1 TD, 3 INT
RECEIVING: Weaver: 41 rec., 715 yds, 2 TD, 17.4 ypc
SCORING: Mangham, 90 pts (15 TD)
TACKLES: Grier, 92
TFL: Grier, 8.0
SACKS: Grier, 3.0
INT: Boyles, Grier & LaPointe: 2
CAPTAINS: TBA

USF RADIO NETWORK

FLAGSHIP: 102.5 FM & 102.5-HD2 (BAY AREA)
TUNEIN RADIO (DIGITAL) - BULLS UNLIMITED
 Jim Louk, play-by-play Sam Barrington, analyst
 Joey Johnston, sideline
PREGAME SHOW (2 HRS PRIOR TO KICK)
 Jim Lighthall & Derek Sharp
USF FOOTBALL RADIO SHOW
 Wednesdays, 6-7 p.m. on 102.5 HD-2 & Bulls Unlimited

FIND US ON SOCIAL MEDIA

Twitter: @USFFOOTBALL, @Coach_JeffScott
Instagram: USFFOOTBALL
Facebook: facebook.com/SouthFloridaFootball
 #GoBulls; #HornsUp; #US2F

USF ATHLETIC COMMUNICATIONS

4202 E. Fowler Ave., ATH 100, Tampa, FL 33620
 OFFICE: (813)-974-2125 WEB: GoUSFBulls.com
Brian Siegrist, Associate AD for Communications
 O: (813) 974-4086 | C: (813)-293-3897 | siegrist@usf.edu
Dave Albrecht, Asst. Director of Communications
 O: (813) 974-7099 | C: 561-525-4997 | Albrecht25@usf.edu

USF (0-0; 0-0 American) vs. #25/-- BYU (0-0; 0-0 Independent)
 Saturday, Sept. 3 • 4:00 P.M. • Raymond James Stadium (69,457) • Tampa, Fla.

SURFACE: Bermuda grass
TV: ESPNU: Ted Emrich (PXP), Barrett Brooks (Analyst) & Ashley Stroehlein (Sideline)
RADIO: 102.5 FM/102.5 HD2
AUDIO STREAM: TuneIn - Bulls Unlimited 1
SERIES: Tied, 1-1
IN TAMPA: USF leads, 1-0, W, 27-23 in 2019
IN PROVO: BYU leads, 1-0, W, 35-27 in 2021
LAST: BYU won, 35-27, in Provo in 2021
SEASON OPENERS: 19-6, lost at NC State, 45-0, last year. 16-2 in home openers, won last in 2020.



USF bulls

RANKINGS (CFP/AP/COACHES): -/-
HEAD COACH: Jeff Scott (Clemson, '03)
RECORD AT USF: 3-18 (3rd)
CAREER RECORD: Same



BYU cougars

RANKINGS: -/25/-
HEAD COACH: Kalani Sitake
RECORD AT BYU: 38-26 (6th)
CAREER RECORD: same

@USFFOOTBALL

@COACH_JEFFSCOTT

@USFATHLETICS

#HORNSUP

#GOBULLS

#US2F

2022 SCHEDULE

DATE	OPPONENT	KICK TIME (ET)	TV/RADIO	NOTABLE
Sat., Sept. 3	BYU	4:00 PM	ESPNU	
	Series is tied, 1-1; USF won in 2019 & BYU in 2021 • Cougars went 10-3 & won 35-27 in Provo last year			
Sat., Sept. 10	HOWARD	7:00 PM	ESPN+	
	First meeting between the programs • Howard HC Larry Scott played at USF (1997-99)			
Sat., Sept. 17	at Florida	7:30 PM	SEC NET	
	Gators lead series 2-0 after 42-20 victory in Tampa in 2021 • 2nd trip to Gainesville, lost 38-14 in 2010.			
Sat., Sept. 24	at Louisville	TBD		
	Cardinals lead series, 6-5. First meeting since 2013 (L, 34-3) • First trip to Louisville since 2012, 27-25 loss.			
Sat., Oct. 1	ECU*	TBD		
	USF leads series, 9-3. ECU won, 29-14 in Greenville in 2021 • USF 10-8 in conference openers			
Sat., Oct. 8	at Cincinnati*	TBD		
	Bears lead series, 12-7, have won last four • UC is two-time defending AAC Champions (13-1 in 2021)			
Sat., Oct. 15	TULANE* (Homecoming)	TBD		
	Tulane leads series, 2-1, won 45-14 in New Orleans in 2021 • Green Wave won, 41-15, in Tampa in 2018			
Sat., Oct. 29	at Houston*	TBD		
	Cougars lead series, 6-2, won last six meetings dating to 2002 • UH won 54-42 in Tampa in 2021			
Sat., Nov. 5	at Temple*	TBD		
	Temple leads series, 5-3, won three of last four • USF won 34-14 in Tampa in 2021			
Sat., Nov. 12	SMU* (Salute To Service)	TBD		
	Series is tied, 3-3, SMU has won last two • Mustangs won, 41-17, in Dallas last year			
Fri., Nov. 18	at Tulsa*	9:00 PM	ESPN2	
	USF leads series, 3-2. Tulsa has won last two meetings • Hurricane won 32-31 in Tampa in 2021			
Nov. 25 or 26	CENTRAL FLORIDA*	TBD		
	UCF leads War on I-4 series, 7-6, has won last five • UCF won, 17-13, in Orlando in 2021			

* American Athletic Conference game

All games on 102.5 FM & digitally on Bulls Unlimited TuneIn Radio

REMATCH WITH BYU OPENS THIRD SEASON UNDER JEFF SCOTT

USF will open its 26th season and third under Head Coach Jeff Scott with the rubber match vs. BYU. USF beat the Cougars in Tampa, 27-23, in 2019 and BYU downed the Bulls, 35-27, in Provo last season. Last year's meeting was Game 4 for the Bulls and the second start (first road) for freshman quarterback Timmy McClain. USF fell behind 21-0 in the first quarter of a 70-degree night in Provo before outscoring BYU 27-14 the rest of the way. Baylor Romney started at QB for BYU for an injured Jaren Hall. The temperature is forecast to be 92 at kickoff Saturday, with a reel feel of 102-plus with humidity levels of 90 percent or higher and dew point nearing 80.

■ **SEASON OPENERS:** USF has won six of its last eight season openers, falling at NC State, 45-0, in 2021. The Bulls won their last home season-opener, 27-6, over The Citadel in 2020. The Bulls are 19-6 all-time in season openers (16-2 at home) and are 2-5 in road season openers. USF's road opener losses have come at NC State, Penn State (2005), Alabama (2003), Northern Illinois (2001) and San Diego State (1999).

■ **BOHANON 1-0 vs. BYU:** Junior quarterback Gerry Bohanon, a transfer from Baylor, led the Bears to a 38-24 victory over #19/20 BYU in Waco in Game 7 for Baylor last season. Bohanon passed for 231 yards, 1 TD and 1 INT while running for 10 yards. Baylor ran for 303 yards and outgained BYU 534-409.

■ **DOWNING NATIONAL CHAMPIONS:** USF's victory against BYU in 2019 in Tampa marked the program's 12th triumph against a program that had won an NCAA-recognized FBS national championship. The others: Army, Auburn, Clemson, Florida State, Georgia Tech, Illinois, Miami, Notre Dame, Pittsburgh, Syracuse and TCU.

USF QUICK FACTS

HEAD COACH JEFF SCOTT

Years Coached: _____ 3rd at USF
Alma Mater: _____ Clemson, '03; wide receiver
Career Record: _____ 3-18 (3rd)
Record at USF: _____ 3-18 (3rd)
American Conf. Record: _____ 1-14 (3rd)
Career Bowl Record: _____ NA

USF COACHING STAFF (game location)

Bob Shoop (**Press Box**) Defensive Coordinator/Safeties
 Travis Trickett (**Press Box**) Offensive Coordinator/QBs
 Allen Mogridge (**Field**) Asst. Head Coach/Off. Line
 Daniel Da Prato (**Field**) Special Teams Coord.
 Ernie Sims (**Field**) Co-Def. Coord./Linebackers
 Cam Aiken (**Press Box**) Running Backs/Run Game
 Bobby Bentley (**Field**) Wide Receivers/Pass Game
 George Barlow (**Field**) Cornerbacks
 Da'Quan Bowers (**Field**) Defensive Line
 Xavier Dye (**Field**) Tight Ends/Recruiting Coord.
 AJ Artis (**Field**) Strength & Conditioning
Analysts: Chad Morris, Sawyer Jordan, Steven Koch,
 Bryce Suber, Rueben Wright
Graduate Asst.: Deveonte Mackey, Thad Mangum,
 Jay Shoop, Aaron Winchester

IN THE PRESS BOX

OFFENSE: Travis Trickett & Cam Aiken

DEFENSE: George Barlow

UNIVERSITY QUICK FACTS

Location: Tampa, Fla. **Enrollment:** 50,830
Nickname: Bulls **Colors:** Green & Gold
Conference: American Athletic
President: Rhea Law
Athletic Director: Michael Kelly
Football Office Phone: 813-974-7170

TEAM OVERVIEW

2021 Overall Record: 2-10
2021 American Athletic Record: 1-7
Last Bowl Game: 2018 Gasparilla (Lost)
Starters Returning/Lost: 19/5
Offense: 9/2 **Defense:** 8/3
Special Teams: 2/0
Lettermen Returning/Lost: 46/22
Offense: 24/8 **Defense:** 19/13
Special Teams: 3/2

FOOTBALL HISTORY

First Year: 1997
First Year in FBS: 2000
Record (years): 160-137 (26th season)
FBS Record (years): 140-124 (23rd season)
Bowl Appearances/Record: 10 (6-4)
Last Bowl Appearance: 2018 Gasparilla Bowl (L)
First Team All-Americans: 7
First Team All-Conference: 32

STADIUM INFORMATION

Name: Raymond James Stadium
Capacity: 69,457 **Surface:** Tifway Bermuda 419
Record At Ray Jay: 95-54 (.639)

THE PROGRAM

In its 26th season and 23rd at the FBS level, USF Football has made 10 bowl appearances, including a string of four straight (2015-18) and every season between 2005-10 (6 straight). USF has won six bowl games and produced 15 All-America selections, 30 NFL Draft picks and reached the No. 2 ranking in the Associated Press Poll in 2007.

LAST TIME OUT

BULLS FINISH 2021 STRONG IN CLOSE LOSS AT UCF

USF nearly pulled off a big win to close out the 2021 season, but came up three yards short in a heartbreaking, 17-13, loss at UCF in Orlando. Freshman quarterback Timmy McClain drove the Bulls 80 yards in the final two minutes to reach the UCF 3 after starting on his own 11. He hit Jaren Mangham on a huge 30-yard pass play on third and 13. Then found Xavier Weaver for a leaping 35-yard grab in traffic on second and 15. Then facing second and 24, McClain ran for nine and 14 yards in back-to-back plays to give the Bulls a first down at the UCF 3 with under 15 seconds to play and no timeouts.

The Bulls spiked the ball to stop the clock and then snapped it with 12 seconds remaining. McClain was chased from the pocket, dragged down an attempted to heave the ball toward the endzone. Following a prolonged discussion on the field, the sack ended the game, preserving UCF's four-point victory, the second-closest game in the 13-game series.

■ A strong defensive effort was led by Vincent Davis with 10 tackles and Antonio Grier with nine tackles and 1.5 tackles for loss. USF forced four three-and-outs, five punts and two missed field goals as the Knights gained 285 yards and scored 17 points, both their second-lowest totals on the year. USF outgained UCF, 312-285.

■ RB Jaren Mangham posted his second-highest rushing total on the season with 93 yards & 123 all-purpose yards.

■ K Spencer Shrader was good on field goals from 41 and 36 yards after missing his opening attempt from 48.

STORY LINES

■ **Indoor Facility Nears Completion:** On Sept. 8, 2021 USF officially broke ground on a \$22 million Indoor Performance Facility on the site of the Bulls current turf practice field. The facility is set to open later this fall and followed on the heels of a \$3 million locker room renovation that opened prior to the start of the 2021 season.

■ **On-Campus Stadium Coming:** On Sept. 8, 2021, USF Board of Trustees Chair Will Weatherford told a gathered audience of nearly 300, "Bulls Nation deserves to have a stadium on this campus. There's a renowned author named Victor Hugo who once said, 'There's nothing more powerful than an idea whose time has come.' Our time has come. These student-athletes ... our 50,000 students ... the alumni, faculty and administration, they all deserve a stadium on this campus. I'm here to tell you we're going to do it." Since then, stadium planning has moved forward at a fast pace with a site identified on the east end of campus within the current Athletics District and on the site of the fields the first Bulls teams practiced on. Selection of a build/design firm is the next step coming this fall and the university has targeted 2026 for a stadium opening.

■ **Scott Begins Third Year:** The fifth head coach in program history, Jeff Scott begins his third season at the helm. He took the Bulls through just his second spring practice in March and April and had his first season with a complete year of offseason training under the Bulls belts since the COVID pandemic struck in 2020.

■ **Lots of Production Returns:** USF returns 10 starters on offense and eight on defense as well as its starting kicker and punter. According to ESPN's Bill Connelly, USF ranks fifth nationally returning 88 percent of its production from 2021.

■ **Roster Numbers (112 & 21):** The Bulls opened spring practice with 112 Bulls on campus participating, including 21 early enrollees from the Class of 2022, the largest number of early enrollees to compete in spring drills in program history. Among those arriving on campus in January were 13 FBS transfers.

■ **D-Line Rebuild:** The Bulls return their top six tacklers on defense, but lost four primary players on the defensive line, including 28 starts in 2021 and a total of 75 career starts. However, the unit generated just 20.5 TFL and six sacks in 2021. The Bulls added 12 defensive linemen in 2022, including transfers Nick Bags (Temple), Rashad Cheney (Minnesota), Jatorian Hansford (Missouri), and Jonathan Ross (Bowie State), high school recruits in four-star defensive end Michael Williams II, Eddie Kelly and Jacquez Williams and 6-9, 286-pound former USF basketball player Byron Matos. Seniors Rashawn Yates (an Athlon 4th team All-AAC pick in 2021) and Darrien Grant, junior Jason Vaughn and sophomore Tramel Logan anchor the returners.

■ **New Coordinators:** The Bulls will be installing schemes from two new coordinators. Defensive coordinator Bob Shoop joined the Bulls in December and brings 17 seasons of coordinator experience – including stops at Mississippi State, Tennessee, Penn State and Vanderbilt. Offensive coordinator Travis Trickett joined the Bulls in January – leaving his alma mater West Virginia after three seasons. He has seven seasons of offensive coordinator experience under his belt, most recently at FAU and Georgia State. Scott also welcomed former Arkansas and SMU head coach and Clemson offensive coordinator Chad Morris as a senior offensive analyst in the summer.

■ **Senior Linebackers:** Senior linebackers Dwayne Boyles Jr. and Antonio Grier Jr. have led USF in tackles, TFL and sacks in the last three seasons, including posting 68 and 92 tackles, respectively, last year. They are the leaders and anchors of the USF defense as they bring a combined 55 starts and 416 tackles, 43.5 TFL and 13 sacks into their senior seasons. They will have the most competition and depth behind them in their careers with the addition of Minnesota transfer DJ Gordon and Coffeyville CC transfer Jhalyn Shuler.

■ **Veteran O-Line Provides Foundation:** All five starters return on the offensive line – LT Donovan Jennings (312), LG Demetris Harris (315), C Brad Cecil (294), RG Dustyn Hall (303) and RT Demontrey Jacobs (315) – return representing a combined 136 career starts. Jennings, Harris and Cecil have started alongside each other for the past four seasons and each bring at least 31 starts into 2022 with Harris (41) and Cecil (38) leading all Bulls returners in career starts. The unit gave up just 25 sacks in 2021 and led a program-record 421-yard rushing effort at Temple. Allen Mogridge returns as offensive line coach for the third year, the longest tenured offensive line coach at USF since Steve Shankweiler served 2010-12.

■ **Deep Secondary:** Five players that started a least four games in 2021 return in the secondary, including senior captain Mekhi LaPointe (21 career starts) and junior corner Daquan Evans (12 career starts). Safeties Matthew Hill and TJ Robinson and cornerback Christian Williams all saw significant starts and time in 2021 and will be joined by the return of safety Will Jones, who missed 2021 with a knee injury. The Bulls also added impact players in the 2022 Class to the secondary, including transfers Aamaris Brown (Kansas State) and Ray Thornton (Clemson).

■ **Strong Running Back Room:** The Bulls return their top four rushers from 2021 and 93 percent of their rushing yards and 24 of their 25 rushing TDs from 2021. Senior Jaren Mangham led the Bulls with 671 yards and 15 TD, while Kelley Joiner and Brian Battie both ran for more than 300 yards and all contributed to a program rushing record of 421 yards vs. Temple last season. That group is bolstered by the return of freshman K'Wan Powell from injury and the additions of Clemson transfer Michel Dukes (a top 50 running back out of high school) and freshman Jason Albritton.



#HORNSUP: USF ALL ACCESS

The USF football TV show follows head coach Jeff Scott and the Bulls inside the program with unique access and features. The show airs Sunday nights at 9 p.m. on WTTA Great 38 in the Bay area and segments are posted throughout the week on USF Football social channels (Twitter, Facebook and Instagram) throughout the season.

NOTING THE OPPONENT: BYU

BYU began college football in 1922. The program has won 23 conference championships and one national title (1984). Cougars' football alumni includes several high-profile quarterbacks, such as 1990 Heisman Trophy winner Ty Detmer; two-time Super Bowl winner Jim McMahon; Zach Wilson, the second overall selection in the 2021 NFL Draft; and Steve Young, the Super Bowl 29 Most Valuable Player and Pro Football Hall of Fame member.

- BYU was 10-3 in 2021 and finished No. 19 in the final Associated Press poll. The Cougars enter the 2022 season at No. 25 — the program's first preseason ranking since 2009.
- The Cougars are playing their final independent season before joining the Big 12 Conference in 2023.
- Coach Kalani Sitake's Cougars return 18 starters overall, including their starting quarterback (Jaren Hall, ranked as the nation's 14th-best QB by Phil Steele's College Football Preview), three of their four leading receivers, 109 career starts on the offensive line, 97 percent of their defensive production and all of their specialists.
- Hall had 20 touchdown passes in 2021, along with just five turnovers in 358 combined passing or rushing attempts.
- Leading receivers Gunner Romney and Puka Nacua combined for 77 catches, 1,399 yards and nine touchdowns last season.
- The Cougars lost top running back Tyler Allgeier (1,601 rushing yards, 23 touchdowns), but attracted California transfer Christopher Brooks.

LAST TIME: VS. BYU: L, 35-27, SEPT. 25, 2021

The Bulls trailed 21-0 just 11 minutes into the game, but registered one of their best performances of the season by rallying and nearly pulling off the upset before 60,217 fans at LaVell Edwards Stadium.

Spencer Shradler cut the halftime deficit to 21-6 with a pair of field goals (29 and 42 yards). The Bulls had second-half touchdown drives of 75, 54 and 94 yards. Jaren Mangham's 1-yard run with 5:41 remaining capped a 19-play, 94-yard march, which included a pair of fourth-down conversions, and cut it to 35-27. USF, out of timeouts, opted for an onside-kick attempt, but BYU recovered and ran out the clock.

Mangham had 26 carries for 86 yards and two touchdowns. Xavier Weaver had five receptions for 76 yards and also scored on a 3-yard end-around on fourth-and-goal.

BYU played without injured starting quarterback Jaren Hall, but Baylor Romney was 20-for-25 with 305 yards and three touchdowns.

THE 2019 GAME: USF defeated BYU 27-23 on Oct. 12, 2019 at Raymond James Stadium.

The Bulls rallied from a 13-0 second-quarter deficit and took their first lead, 27-23, on Jordan Cronkrite's 3-yard run with 7:37 remaining. Cronkrite had 26 carries for 158 yards and two touchdowns.

BYU threatened with two drives deep into USF territory. The Cougars reached USF's 8-yard line, but went for it on fourth down and came up short. On BYU's final drive, the Cougars had third-and-10 at the USF 12, but backup quarterback Baylor Romney was sacked for an 8-yard loss by linebacker Antonio Grier. Romney's fourth down pass attempt was incomplete.

USF weathered a standout performance by Cougars quarterback Jaren Hall (15-for-23 passing with 148 yards, along with 83 yards rushing and a 29-yard score). Hall did not play in the fourth quarter due to injury.

ULL GAME	USF	BYU
NET YARDS	23	27
RUSHING	13	9
Passing	8	11
Penalty	2	1
ET YARDS RUSHING	181	138
Rushing Attempts	48	25
Average Per Rush	3.8	5.5
Rushing Touchdowns	3	2
F yards Gained Rushing	194	149
F yards Lost Rushing	13	11
ET YARDS PASSING	186	305
Completions-Attempts-Int	17-24-0	20-25-0
Average Per Attempt	7.8	12.2
Average Per Completion	10.9	15.2
Passing Touchdowns	0	3
OT OFFENSE YARDS	367	443
Total offense plays	72	50
Average Gain Per Play	5.1	8.9
umbles: Number-Lost	2-1	2-1
umbles: Number-Yards	4-30	5-48
UNTS-YARDS	2-86	1-53
Average Yards Per Punt	48.0	53.0
Net Yards Per Punt	22.5	33
icks 20	1	0
0+ Yards	1	1
Touchbacks	0	1
air catch	0	0
KICKOFF-YARDS	6-342	6-372
Average Yards Per Kickoff	57.0	62.0
Net Yards Per Kickoff	35.7	40
Touchbacks	4	3
air Catch Yards	0	24
int returns: Number-Yards-TD	0-0-0	2-0-0
Average Per Return	0.0	25.5
ickoff returns: Number-Yds-TD	2-39-0	1-17-0
Average Per Return	16.5	17.0
nterceptions: Number-Yds-TD	0-0-0	0-0-0
umbles Returns: Number-Yds-TD	0-0-0	0-0-0
iscellaneous Yards	0	0
ession Time	35:37	24:23
1st Quarter	07:48	07:12
2nd Quarter	08:32	06:28
3rd Quarter	10:12	04:48
4th Quarter	09:05	05:55
3rd-Down Conversions	6-15	2-7
4th-Down Conversions	4-6	2-2
ed Zone Scores-Chances	4-4	4-5
Touchdowns	3-4	4-5
Field Goals	1-4	0-5
sks By: Number-Yards	0-0	1-1
AT Kicks	3-3	5-5
ed Goals	2-2	0-1

SOUTH FLORIDA										
RUSHING		No.	Gain	Loss	Net	TD	Lg	Avg		
Jaren Mangham	26	90	4	86	2	16	3.3			
Timmy McClain	15	59	4	55	0	18	3.7			
Kelly Joiner Jr.	4	28	0	28	0	14	7.0			
Demetris Harris	0	7	0	7	0	7	0.0			
Xavier Weaver	1	3	0	3	1	3	3.0			
Brian Battie	2	7	5	2	0	7	1.0			
Totals:	48	194	13	181	3	18	3.8			
PASSING		C-A-I	Yds	TD	Long	Sack				
Timmy McClain	17-24-0	186	0	26	1					
Totals:	17-24-0	186	0	26	1					
RECEIVING		TAR	No.	Yards	YAC	TD	Long			
Xavier Weaver	10	5	76	17	0	26				
Demarcus Gregory	4	4	54	6	0	17				
Omarion Dollison	4	3	21	12	0	10				
Brian Battie	2	2	11	4	0	6				
Jaren Mangham	1	1	14	17	0	14				
Kelly Joiner Jr.	1	1	6	5	0	6				
Randal Copeland	1	1	4	0	0	4				
Mitchell Brinkman	1	0	0	0	0	0				

BYU										
RUSHING		No.	Gain	Loss	Net	TD	Lg	Avg		
Tyler Allgeier	15	86	5	81	2	14	5.4			
Lopini Kataoa	4	40	0	40	0	25	10.0			
Baylor Romney	4	20	6	14	0	13	3.5			
Samson Nacua	2	3	0	3	0	3	1.5			
Totals:	25	149	11	138	2	25	5.5			
PASSING		C-A-I	Yds	TD	Long	Sack				
Baylor Romney	20-25-0	305	3	55	0					
Totals:	20-25-0	305	3	55	0					
RECEIVING		TAR	No.	Yards	YAC	TD	Long			
Gunner Romney	5	5	119	16	1	49				
Masen Wake	5	5	24	24	1	7				
Puka Nacua	5	4	102	38	0	55				
Neil Pasuku	5	4	42	24	1	13				
Isaac Flex	3	3	14	11	0	14				
Tyler Allgeier	2	1	4	3	0	4				
Totals:	25	20	305	116	3	55				

AMERICAN CONFERENCE


PRESEASON POLL

School	CONF	OVERALL	STREAK
1. Houston (7)	243		
2. Cincinnati (10)	242		
3. UCF (7)	225		
4. SMU	187		
5. Memphis	162		
6. East Carolina	157		
7. Tulane	115		
8. Tulsa	93		
9. South Florida	71		
10. Navy	61		
11. Temple	28		



BAY AREA PRIDE

For the 2022 season, the Bulls added two new marks to their jerseys to display their pride in the great Bay area community. USF placed "Tampa Bay" across the back of its helmets and developed a new state of Florida patch that outlines the seven Bay area counties in green with the iconic "U" logo visible within them.



NEW RADIO PARTNER

USF Athletics finalized a three-year radio partnership agreement with COX Media Group that makes 100,000-watt 102.5 FM The Bone and its high-definition counterpart, 102.5 HD-2, the flagship stations for USF Football broadcasts starting this fall. Their 100,000-watt, over-the-air FM signal reaches from Pasco County in the north to Naples in the south and east to Orlando. USF — one of the first two universities in the nation to launch its own 24-hour, digital radio station — will continue to broadcast on its digital outlet, Bulls Unlimited, over the TuneIn app and other digital radio platforms. USF Football games will air live on 102.5 FM and also on its high-definition sister station 102.5 HD-2, which is available on most receivers made after 2016. The Bulls Unlimited digital radio station will continue to carry all USF football games and nearly all other USF Athletics radio broadcasts to a worldwide audience.



KICKOFF LUNCHEON SELLS OUT

The USF Football Kickoff Luncheon entered its third season in 2022 and sold out for the first time with more than 530 fans in attendance at Armature Works near the Hillsborough River in downtown Tampa.

#US2F: Coined by Jeff Scott upon his introduction as the fifth USF head coach on Dec. 9, 2019, United Start 2 Finish (#US2F) has become the hashtag and mantra for the football program and entire USF community calling on the entire thriving Bay area community to join the stampede to elevate the Bulls' athletic programs and university.



I FIRMLY BELIEVE THAT
IF WE COME TOGETHER
AND CREATE GREAT UNITY
THIS WILL BE THE START
OF THE BEST DECADE IN
UNIVERSITY OF
SOUTH FLORIDA
FOOTBALL
HISTORY!

25TH ANNIVERSARY SEASON

USF celebrated its 25th season of football in 2021 after the program hit the field in 1997 after an initial season of only practices and scrimmages in 1996. The University was founded in 1956 but didn't field a football team for another 41 years. After the first football feasibility meeting in 1991 and formal approval by the State Board of Regents in 1995, the Bulls debuted as a Division I-AA (Football Championship Subdivision) program on Sept. 6, 1997 with an 80-3 victory against NCAA Division II Kentucky Wesleyan at the old Tampa Stadium. When USF football debuted, the university's enrollment was 36,649 (it's now 50,830). USF's overall operating budget has advanced from \$500-million to \$1.857-billion during the 25-year football era, while USF's economic impact on the Tampa Bay region has gone from \$1.1-billion to \$4.4-billion.

USF FOOTBALL

Year Started	1997
Seasons Played	25
Head Coaches	5
Bowl Games/Wins	10/6

BULLS FASTEST TO REACH TOP 10

■ In 2007, USF became the fastest program in the modern AP Poll Era to go from inception to a Top 10 national ranking as the Bulls were ranked No. 6 in the Week 5 AP Poll in just the program's 11th season. The Bulls would climb all the way to the No. 2 ranking two weeks later in Week 7 to become the fastest to reach a Top 5 ranking.

■ The Bull have reached a Top 25 ranking in seven seasons, including three straight (2016-18), and been ranked a total of 48 weeks, including 12 in the top 15.

FASTEST TO 150 WINS IN FLORIDA

With a victory over ECU in 2018, USF became the fastest Florida FBS program to reach 150 wins.

STATE OF FLORIDA FBS PROGRAMS

School.....	Game Reached.....
150th Win/Games	
USF	4th game of 2018150/255 (.588)
Florida.....	1st game of 1937150/258 (.581)
Miami.....	5th game of 1955150/267 (.562)
Florida St.....	10th game of 1975150/292 (.513)
UCF	9th game of 2005150/294 (.510)
FAU & FIU had not reached 150 wins	

BEATING NATIONAL CHAMPIONSHIP PROGRAMS

USF has defeated 12 programs with an NCAA-recognized FBS national championship, including wins against Army, Auburn, BYU, Clemson, Florida State, Georgia Tech, Illinois, Miami, Notre Dame, Pittsburgh, Syracuse and TCU.

39 WAS FINE

Jeff Scott, now 41, turned 39 on Dec. 28, 2019, just weeks after accepting the USF job. His former position coach and head coach at Clemson, Dabo Swinney, was also 39 when he ascended to the head coaching job at Clemson, leaving his position as wide receivers coach, which he then tabbed Scott, who was a GA on the staff, to fill. Another notable 39-year-old first time head coach was Jim Leavitt, who left Bill Snyder's staff at Kansas State to begin the USF program as its first head coach in 1996 when he was 39.

THE SWINNEY TREE

Jeff Scott is the first true branch of the Dabo Swinney coaching tree and has followed a remarkably similar path. Swinney has led Clemson since 2008 and Scott was with him during the entire rise of the program to national dominance that saw five straight CFP appearances and two national titles in the final five years of Scott's tenure.

■ **Wide Receivers Coach Tradition:** Dabo Swinney was a walk-on wide receiver at Alabama and was hired by his Alabama position coach, Tommy Bowden, when Bowden got the head coaching job at Clemson. Scott was a three-year letterman wide receiver at Clemson and was coached by Swinney, who promoted him to his first primary FBS coaching position in 2008 to replace Swinney at wide receivers coach after Swinney became the head coach. Scott's first wide receivers coach on his USF staff was Xavier Dye, who played for Scott at Clemson, and is now coaching tight ends and serves as recruiting coordinator.

HUNTER CONNECTS TAMPA & CLEMSON

Jeff Scott and his wife, Sara, welcomed their first son on Aug. 10, 2020, as he joined sister, Savannah. The couple, who had spent most of the previous two decades in Clemson, S.C., decided to name their son Hunter in honor of stand-out Clemson wide receiver and now NFL receiver Hunter Renfrow, whom Scott coached at Clemson. The name was chosen as a symbolic connection between Clemson and Tampa. As many will remember, Renfrow caught the game-winning pass in the Tigers 2016 CFP National Championship win over Alabama in the corner of the end zone at Raymond James Stadium in Tampa. Scott called the game-winning play as co-offensive coordinator at the time and when he first arrived in Tampa upon being named USF head coach, he visited Raymond James Stadium and reenacted that play in the corner of the end zone.



**#BAYMADE
FOCUS ON CULTIVATING
HOMEGROWN TALENT**

Jeff Scott has focused USF's recruiting on the state of Florida and particularly the Bay area and its seven surrounding counties.

- USF's priority order for recruiting is: 1) the Bay area (100 mile radius); 2) the state of Florida (10 broken into geographic areas), 3) bordering and nearby states (GA, AL, SC, NC); 4) national.
- Within a 100-mile radius of Tampa there are 121 high schools. There are close to 100 Division I players recruited nationally from the area annually.
- Each USF coach is assigned 12 schools in Area (with one getting 13) as the Bulls build on the benefit of players being able to have their family involved in the program, see them play regularly, go home regularly and play for their city as well as the benefit of building their brand in a thriving metropolitan economic area of over 4 million people and numerous large businesses and professional opportunities.

- The 2022 Bulls' roster features 27 players from the Bay area, including 11 projected in the two deep to start the 2022 season.
- 76 of the players on USF's roster hail from the state of Florida. That represents 65 percent of the roster with Georgia (9) and South Carolina (6) being the next closest states in producing current Bulls.
- Among the Bay area standouts on the Bulls' 2022 roster are: running back Brian Battie, left tackle Donovan Jennings, guards Mike Lofton and Zach Perkins, cornerbacks Aamaris Brown and TJ Robinson, safeties Mekhi LaPointe and T-Mac Simpson, defensive linemen Darien Grant, linebacker DJ Gordon, and placekicker Spencer Shrader.



DID YOU KNOW?

✓ QB Gerry Bohanon

Academics shaped the life of Bohanon. His principal at Earle (Arkansas) High School was his

mother, Juanita. He often did homework on the bus rides to road games. He finished his undergraduate degree in 2 1/2 years at Baylor University.

✓ **WR Khafre Brown** Brown was named for the Egyptian king Khafre, who built the second largest pyramid of Giza during his 66-year reign, concluding somewhere around 2570 B.C. Brown's mother was intrigued after seeing a picture of Khafre's statue in a book. Brown does paintings for a hobby. He specializes in sunsets, usually in a beach or skyline setting. He picked up the hobby from his mother, who is an artist.

✓ **DT Rashad Cheney** After transferring from Minnesota, Cheney has reunited with his old friend LB Antonio Grier. Cheney and Grier first met at age 4 when they were in the same daycare facility in Atlanta.

✓ **OL Demontrey Jacobs** The mother of OT Demontrey Jacobs, Venessa Jacobs, is the head volleyball coach at Southern University.

✓ **DT Nick Bags** Nick Bags shortened his last name after his high-school coaches had trouble spelling and pronouncing "Bagashvili." Bags' mother immigrated to New York from the country of Georgia, which seceded from the Soviet Union in 1992. For two years, Bags lived with his grandmother in Georgia, then returned to New York as a third-grader and had to learn English.

✓ **LB Antonio Grier** Grier is president of his fraternity at USF. Grier also regularly visits teenage kids and young men at the Hillsborough County Detention Center

to learn about their lives and share positive messages about how they can improve.

✓ **P Andrew Stokes** is 28 years old and the Bulls second straight punter to come out of Prokick in Australia. He had never played in a football game when he arrived at USF. Stokes spent seven years playing Australian rules football with the Railways in the Great Northern Football League, then Fremantle of the West Australia Football League.

✓ **K Spencer Shrader** was home schooled in high school and was a standout soccer player, scoring a school-record 33 goals in a season for Newsome HS and had a professional tryout in Brazil (for three months in 2018). He came to play football on a relative whim, as a Newsome junior he was kicking footballs simply because they happened to be nearby when the football coach at the time, Ken Hiscock, was walking nearby and said he was stopped short "by the sound." He founded an online company (CopperFox Technologies) that does brand design, web development and sales force integration. He and his family work together on a nonprofit organization, Liberty Villages, which builds Christian communities dedicated to education, entrepreneurship, freedom and peace.

✓ **G Demetris Harris** had both parents serve in the Navy. Demetris Harris Sr. and Stephanie Harris both served approximately 12 years, where they met.

✓ **LB Coach Ernie Sims** was ranked the No. 1 recruit in the nation by Rivals in 2003 before signing with Florida State where he became an ESPN first team All-American linebacker and went on to be the No. 9 overall pick in the 2006 NFL Draft by the Detroit Lions in 2006. Sims played eight NFL seasons with four teams and the Tallahassee native recorded 623 tackles in the NFL.

BOHANON HAS EXPERIENCE VS. COUGARS:

USF's Gerry Bohanon was one of three quarterbacks to defeat the BYU Cougars last season. Bohanon, playing for the Baylor Bears, engineered a 38-24 triumph against BYU on Oct. 16, 2021.

The Bears rushed for 303 yards and four touchdowns to control the game. On the game's pivotal drive, after BYU had cut it to a 10-point game, Bohanon delivered a 45-yard pass that positioned Baylor for 7-yard touchdown run and a 31-14 advantage.

Bohanon was 18-for-28 passing with 231 yard and one touchdown.

"The quarterback (Bohanon) did a good job in their RPO scheme and kept us on our heels," BYU coach Kalani Sitake said afterward. "I thought the quarterback made some good decisions."

TRANSFER TALENT

Jeff Scott has welcomed numerous transfers since taking the reins of the Bulls, including 30 four-year college transfers on the 2022 roster - with 22 from FBS programs and 19 from Power Five programs. Starting the 2022 season, 24 transfers are projected in the two deep (12 on defense, 10 on offense and two specialists) with nine projected as starters - including at quarterback and running back. Among the schools players have come to USF from are: Auburn, Baylor, Clemson, Colorado, Kansas State, Maryland, Miami, Minnesota, Missouri, North Carolina, Rutgers, Tennessee and Virginia Tech.

GRADUATES

USF enters 2022 with 21 graduates on the roster. They are: Sean Atkins (WR), Andrew Beardall (LS), Logan Berlyhill (WR), Gerry Bohanon (QB), Dwayne Boyles (LB), Chris Carter (TE), Brad Cecil (C), Daquan Evans (CB), Darrien Grant (DE), Antonio Grier (LB), Demetris Harris (G), Demontrey Jacobs (T), Donovan Jennings (T), Mekhi LaPointe (S), Chris Mottillo (TE), Brian Norris (LB), Jonathan Ross (DE), Alec Valet (OL), Jason Vaughn (DE), Latrell Williams (WR) and Rashawn Yate (DE).

MONEY DOWNS

USF calls third downs "Money Downs" as the opportunity to extend a drive or get the defense off the field. The offense yells out "Money" on third downs while the defense yells "Cash" to ensure all players on the field are aware of the situation.

WATCH LIST WAVE

Following several seasons of sparse presence on national award watch lists, the Bulls enter 2022 appearing on eight such lists, the program's most since appearing on 14 watch lists entering the 2017 season after posting an 11-2 record and finishing in the Top 25 in 2016.

Bulls on national award watch lists entering the 2022 season include:

QB Gerry Bohanon - Davey O'Brien Award
& Johnny Unitas Gold Arm Award

RB/KR Brian Battie - Paul Hornung Award

WR Xavier Weaver - Biletnikoff Award

LB Dwayne Boyles - Rotary Lombardi Award

LB Antonio Grier - Broko Nagurski Trophy

& Wuerffel Trophy

K Spencer Shrader - Lou Groza Award

SUPER SENIORS

Head coach Jeff Scott was very pleased with his team's leadership heading into the spring, specifically identifying the Bulls' "Super Seniors" for rising to the top and leading. USF has 12 "Super Seniors" - players who elected to use an extra year of COVID eligibility - on the roster. They are: Dwayne Boyles (LB), Brad Cecil (C), Darrien Grant (DE), Antonio Grier (LB), Jatorian Hansford (DE), Demetris Harris (G), Demontrey Jacobs (RT), Donovan Jennings (LT), Mekhi LaPointe (S), Latrell Williams (WR), Rashawn Yates (DT). Safety Vincent Davis also chose to come back but was forced to retire due to injury.

■ Six "Super Seniors" ranked among the top 8 of the Bulls "Grit" rankings following winter workouts. All 12 ranked among the Top 25.

■ Super Senior center Brad Cecil led all players in "Grit" rankings after summer workouts.



FREAKS LIST

Safety Will Jones, a transfer from Kansas State and maybe USF's fastest player, was named on Bruce Feldman's annual college football "Freaks List" for The Athletic, which sited his being clocked at over 22 mph on the team's GPS tracker and his ability to squat 600 pounds and bench 375 while weighing just 190 pounds.

Jones was supposed to be a major factor last season. Two days before the Bulls' opener at NC State, on an inconsequential non-contact play with about five minutes remaining in the week's final practice, Jones suffered a torn ACL. He was done for the season - before it even began. A few USF coaches and players said the thought of it nearly made them physically ill. Nearly 365 days later, Jones has returned. He said he hasn't surrendered any speed. In fact, he feels faster. He's not necessarily looking to make up for lost time, but his urgency is clear.

When Bob Shoop became USF's defensive coordinator last December, he arrived early for his first official day at the office. One player waited outside the door.

It was Bulls safety Will Jones.

"That showed me something," Shoop said. "It showed me how eager he was for success, how determined he was to come back. I believe he will be a major factor for our defense."

21 EARLY ENROLLEES

USF welcomed a program record 21 early enrollees from the 2022 Class to campus in January. They have worked with the Bulls through winter workouts and will take the field during spring drills.

■ Among the early enrollees were 13 FBS transfers.

OFFENSE

Ajou Ajou, WR (Clemson)

Jason Albritton, RB (Newsome HS)

Derrell Bailey Jr., OL (Virginia Tech)

Byrum Brown, QB (Rolesville HS)

Khafre Brown, WR (North Carolina)

Michel Dukes, RB (Clemson)

Jayson Littlejohn, TE (College of the Sequoias)

Mike Lofton, OL (UCF)

Zach Perkins, OL (Maryland)

Cade Roberts, WR (South Walton HS)

DEFENSE

Nick Bags, DT (Temple)

Aamaris Brown, DB (Kansas State)

Rashad Cheney, DL (Minnesota)

DJ Gordon IV, LB (Minnesota)

Jatorian Hansford, DE (Missouri)

Jhalin Hobbs, DL (Lennard HS)

Clyde Pinder, DL (North Carolina)

Jhalyn Shuler, LB (Coffeyville CC)

Ray Thornton, S (Clemson)

Tavin Ward, DB (Palmetto Prep)

Jacquez Williams, DL (Jenkins HS)

USF FOOTBALL FACILITY IMPROVEMENTS



Entering 2021, USF completed a \$3.3 million upgrade to its current football facilities, including:

- A completely renovated locker room featuring: 120 lockers, state of the art digital lighting and surround sound system, a team lounge with two 86" big screen TVs, video game console, pool table, ping-pong table and furnishings, a nutrition fueling station, new LED graphics and 55" monitors throughout.
- New entry ways, graphics and carpeting throughout the operations area.
- New team room graphics and chairs.
- Renovated coaches offices and staff rooms with new furniture, graphics and carpeting.

INDOOR PERFORMANCE FACILITY

USF is completing an 88,000-square foot indoor facility this fall at a cost of approximately \$22 million, which will feature a 100-yard turf field, climate control, branded lobby and observation deck slated for completion prior to the start of the 2022 season.

ON CAMPUS STADIUM/FOOTBALL CENTER

USF has plans to build an on-campus stadium which will include a USF Football Center that will serve as a new home for USF football with coaches offices, meeting spaces, weight room, locker room, training and equipment areas and player lounge among the amenities. The stadium is targeted for completion in 2026.

in FOUR straight games (2 vs. Florida, 3 vs. FAMU, 2 at BYU, 2 at SMU).

■ Mangham ran for three touchdowns vs. Florida A&M (2, 4 & 9), the most for a USF player in a game since the 2018 season and tied for the third-most all-time.

BIG PLAY WEAVER

After a breakout season in 2021 that saw 6-1, 180-pound Xavier Weaver earn first-team All-AAC honors from Pro Football Focus and second-team from Pro Football Network as he led the Bulls with 41 catches for 715 yards and a 17.4 ypc, the springy junior looks to rewrite the record books.

■ He led USF in receiving yards in eight of 11 games he played in 2021 and led USF with career-bests of 715 receiving yards (10th in a season at USF) and 41 receptions on the year.

■ His 715 yards in 2021 rank 5th all-time for a season at USF and were just 164 shy of Marquez Valdes-Scantling's season mark of 879 set in 2017.

■ His 17.3 ypc in 2021 ranks 10th all-time in a season at USF and led *The American*.

■ He enters 2022 with 1,017 career yards receiving and 61 receptions, needing just 517 yards to enter the Top 5 all-time at USF (1,119 from the record of 2,136) and 43 catches to enter the Top 10 (record is 153).

■ Weaver also proved to be a potent punt returner logging an average of 12.9 ypr on nine returns that would have ranked No. 6 nationally if he had two more returns.

■ Has a tattoo of Uncle Penny Bags, the banker from the Monopoly game, on his left shin because "I like to be money in every sense of the word."

■ His father, Sean Weaver, played four seasons with the San Diego Chargers.

■ He is the first player from Orlando Christian Prep to sign with a Division I-A school.

ALL-AMERICAN BATTIE (BAT-TEE)

Kick Returner/Running Back Brian Battie (Sarasota/Sarasota HS) became just the second Bull to earn Consensus All-America honors in 2021 and the first since defensive end George Selvie did so in 2007.

■ Tied an NCAA RECORD with two 100-yard kickoff returns in the same game vs. Houston (including the game's opening kickoff), joining Utah's Reggie Dunn (2012, vs. Cal).

■ LED THE NCAA with three kickoff returns for TD on the year and ranked No. 5 nationally averaging 32.5 ypr.

■ Set USF season and career records with three kickoff returns for touchdowns in 2021 and his return average broke the mark set by J.R. Reed in 2003 when he led the nation with a 31.7 ypr average.

■ Has the explosive potential to be the next outstanding Bay area back for the Bulls, following in the footsteps of current Houston Texan and 3,600-yard USF rusher Marlon Mack, also a Sarasota native (Booker HS).

■ Posted his second career 100-yard rushing game with 110 on just 10 carries (11.0 ypc) vs. Florida A&M (9.18), marking his second 100-yard game in a four game span, posting 102 (6.8 ypc) vs. UCF in the last game of 2020.

■ He has led USF in rushing four times in his young career.

O-LINE CONTINUITY

Not only does USF return all five offensive line starters from 2021, but also the longest tenured offensive line coach at USF since 2012.

■ Assistant Head Coach Allen Mogridge returns to coach the offensive line for the third straight season, becoming the longest tenured Bulls coach at the position since Steve Shankweiler led the unit from 2010-12.

■ USF has had seven offensive line coaches since 2012, with an average tenure of 1.4 years over the last 10 years and five serving for just one season.

■ Super Senior offensive linemen Brad Cecil, Demetris Harris and Donovan Jennings have all started games in four seasons and played for three offensive line coaches.

OFFENSIVE NOTES STARTING QUARTERBACK

Scott named a starting quarterback following the first fall camp scrimmage as he went with junior Baylor transfer Gerry Bohanon over incumbent returning sophomore Timmy McClain, who transferred to UCF. Returning sophomore Katravis Marsh and true freshman Byrum Brown appear to be the primary backups. In May the Bulls welcomed Bohanon, who started 12 games last season and helped the Bears to a Big 12 championship and Sugar Bowl victory against Ole Miss. Marsh, a big-armed prospect with an NFL body, has started two in his career to date. Scott said a staff member told him there was one car in the USF facility parking lot on Memorial Day. It belonged to Bohanon, who was inside watching film on his own.

■ The Bulls had seven different starting quarterbacks the past four years since the graduation of standout Quinton Flowers who led the Bulls to 30 wins in three years as the starter.

2018: Blake Barnett (10 starts), Chris Oladokun (3)

2019: Jordan McCloud (10), Barnett (3)

2020: McCloud (7), Noah Johnson (1), Katravis Marsh (1)

2021: Timmy McClain (9), Cade Fortin (2), Marsh (1)

FRESHMAN FLASH

Jimmy Horn's 80-yard touchdown reception against Cincinnati in 2021 was the longest play from scrimmage by a USF freshman in program history. Horn's catch stands as the eighth-longest touchdown catch in USF history and helped him to record his second 100-yard receiving game of the season with five catches for a career-best 108 yards (95 after the catch). He finished second on the team with 30 receptions for 408 yards in his true freshman season.

BULLS SET PROGRAM RUSHING RECORD

In a highlight of the 2021 season, USF dominated the line of scrimmage and the ball in a 34-14 victory over Temple (10.23.21) to post the first AAC victory in the Jeff Scott Era.

■ Set a program record with 421 rushing yards, eclipsing the mark of 416 set at Memphis on Nov. 12, 2016. The Bulls 73 rushing attempts on the night were one off the program record of 74 set at San Jose State in 2017.

■ Set a program record in time of possession, logging 44:35 to smash the record of 39:45 set vs. UCF in 2005.

■ Set a record with 27 rushing first downs, smashing the previous mark of 21 vs. Illinois in 2017.

■ Posted a season high in total yards (526) and rushing yards (421) and first downs (34).

■ USF had two players (Jaren Mangham (152) and Kelley Joiner (126) run for 100-yards or more. Mangham posted a career-high tying 26 carries for 152 yards and two touchdowns.

MANGHAM STYLE

Colorado transfer running back Jaren Mangham (6-2, 231) established himself as the Bulls' go-to redzone option in 2021, logging 15 rushing touchdowns on the year. He added 10 pounds to his rugged frame for the 2022 season.

■ Mangham ranked No. 13 nationally with 15 rushing TD on the season, which tied for the second-best season mark in USF history and three short of the record of 18 set by Quinton Flowers in 2016.

■ His string of at least one TD in SEVEN games (Florida to ECU) tied for second all-time at USF. He had six games with multiple TD on the year.

■ He set a USF record posting at least two rushing TDs

SWEET PAD!

Raymond James Stadium hosted Super Bowl 55 on Feb. 7, 2021, as the Bucs defeated the Chiefs in the stadium's third Super Bowl. It also hosted the 2017 CFP Championship game. In recent years, the stadium has undergone major upgrades securing its stature among the finest venues:

- The first venue IN THE WORLD to feature Sportsbeam LED Field Lighting, which allows for 2.1 million color combinations and 100s of lighting effects. (2020)
- The addition of 5G network connectivity. (2020)
- \$10.4 million in COVID-19 mitigation, cleaning and sanitization enhancements, including installation of 775 hand sanitizer stations in the stadium and surrounding lots. (2020)
- Nearly \$160 million in upgrades (2018), including: a new 8,000-square-foot, full-service premium sports bar, new East & West Stadium Clubs that include sleek new bars, a club lounge, massive video displays, 162 TVs, and a state-of-the-art audio system, concourse and concession enhancements and locker rooms.
- State of the art, high visibility 9,600-square-foot video displays in both end zones along with the addition of a new 2,300-square-foot video towers in each corner and stadium ribbon board. All together, the video displays cover more than 28,000-square-feet, making Raymond James Stadium the third-largest video displays in the United States.



O-LINE CHASING CAREER STARTS MARKS; LEAD NATION IN STARTS ENTERING 2022

All five starters return on the offensive line - LT Donovan Jennings, LG Demetris Harris, C Brad Cecil, RG Dustyn Hall & RT Demontrey Jacobs - return representing a combined 136 career starts. Jennings, Harris and Cecil have started alongside each other for the past four seasons and each brings at least 31 starts into 2022 with Harris (41) and Cecil (38) leading all Bulls returners in career starts and with a chance to both finish not only as the most prolific starting offensive linemen in program history (passing Quinterrius Eatmon), but at the top of the all-time Bulls career starts chart.

CAREER STARTS

1. Auggie Sanchez, LB, 2014-17	50
2. George Selvie, DE, 2006-09	50
3. DeDe Lattimore, LB, 2010-13	49
4. Quinterrius Eatmon, OL, 2011-14	46

Demetris Harris, OL	41
Brad Cecil, OL	38
Donovan Jennings, OL	31

■ USF's offensive line brings 154 career starts into the 2022 season, which leads the nation by nearly 10:

USF	154
Pittsburgh	145
Georgia State	143
Miami FL	137
South Carolina	129

THE OFFENSIVE BRAIN TRUST

First-year offensive coordinator Travis Trickett said USF's offense will be a fast-paced, attacking unit. The presence of senior analyst Chad Morris, the former Clemson offensive coordinator and head coach at SMU and Arkansas, can't be overstated, either. Trickett is longtime believer in the offensive philosophy espoused by Morris and has integrated many elements of it in offenses in his previous stops and at USF. Scott put it into extremely effective practice at Clemson, first working with Morris Clemson and later when Scott took over as the Tigers' co-offensive coordinator. Now they are all together and joined by fellow Bulls offensive coaches with Clemson lineage in running backs coach Cam Aiken and tight ends coach Xavier Dye. It's about finding the right matchups and putting the ball in the hands of playmakers. Even in training camp, the possibilities abound.

DEFENSIVE NOTES

GRIER GONE WILD

Senior linebacker Antonio Grier has led the Bulls in tackles, TFL and sacks the last two seasons.

■ Earned second team all-conference in both 2021 and 2020.

■ Grier enters 2022 as USF's top returner in career tackles and TFL with with 209 and 22.0, respectively. Fellow linebacker Dwayne Boyles is right behind with 206 and 21.5, respectively.

■ Led USF with 92 tackles, 8 TFL and 3 sacks in 2021 after leading the team with 59 tackles, 3.0 sacks and 5.5 TFL in a COVID-shortened 2020 season.

■ Recorded his first career interception vs. Tulsa (10.16.21) and made it memorable as he weaved through traffic on a 69-yard touchdown return that stands as the third-longest in program history and the longest ever by a linebacker.

BOYLES AT HEART OF BULLS DEFENSE

Linebacker Dwayne Boyles led USF in tackles (75) and tackles for loss (12.5) in 2019, had his 2020 season limited by missing action, and finished second on the team with 68 tackles in 2021.

■ Led USF with a career-best 14 tackles and added a fumble recovery at ECU in 2021 to give him three straight games involved with forcing a turnover.

■ Posted interceptions in back-to-back games at SMU (10.2.21) and vs. Tulsa (10.16.21)

FEELING A RUSH

USF's defense had just nine sacks last season, so clearly that's a priority for first-year defensive coordinator Bob Shoop. "Our aim is to be an in-your-face style defense," Shoop said. "We want to be built on relentless pursuit and never-ending pressure. We will tailor our scheme to the strength and skill-sets of our personnel. But no question, our identity will be based around creating pressure." Shoop will emphasize defensive-line depth. If there are 75 snaps in the game, Shoop said starters will ideally play 40 to 50. New players to watch include transfers Jatorian Hansford (Missouri), Rashad Cheney (Minnesota), Nick Bags (Temple) and Jonathan Ross (Bowie State). True freshmen Michael Williams II, a four-star prospect who was offered scholarships by a handful of Big Ten and SEC programs, and Eddie Kelly also bear watching. Holdovers Rashawn Yates and Tramel Logan were spring standouts. "We're going to have a lot of fresh bodies at all times," Shoop said. "That's going to allow us to play our best in the fourth quarter and a junior

SPECIAL TEAMS NOTES

GETTING HIS KICKS

Kicker Spencer Shrader, a former soccer player who walked on to the team in 2019, is had a career year in 2021 and was named a LOU GROZA AWARD Semifinalist.

■ Shrader went 11-for-13 on field goal attempts. He made nine straight to start the year before missing from 51 yards, marking the third-longest string in program history four behind the program record for most consecutive field goals made (13 by Emilio Nadelman from Sept. 15-Oct. 21, 2017 and Marvin Kloss from Aug. 31-Dec. 7, 2013).

■ Dating to the 2019 season, Shrader has converted on 15 of his last 17 attempts. Shrader's string includes made field goals of 52, 49, 49, 47, 46, 44, 42 and 41 yards.

■ Against Temple (10.23), Shader hit a 52-yarder to tie for the third longest made field goal in program history.

SITUATIONAL RECORDS

Under Scott 2022

vs. Top-25 opponents (AP/Coaches)	0-6	0-0
vs. Top-10 opponents (AP/Coaches)	0-3	0-0
USF scores first	2-6	0-0
Opponent scores first	1-11	0-0
USF leads after 1st quarter	1-1	0-0
Opponent leads after 1st quarter	0-12	0-0
USF leads at half	3-5	0-0
Tied at half	0-0	0-0
Opponent leads at half	0-12	0-0
USF leads after 3rd quarter	3-3	0-0
Opponent leads after 3rd quarter	0-14	0-0
Tied after 3rd	0-0	0-0

USF OFFENSE

SCORING: 17 points or less	0-7	0-0
SCORING: 20 or more points	3-8	0-0
SCORING: 30 or more points	2-5	0-0
SCORING: 40 or more points	0-2	0-0
TOTAL OFFENSE: 400 or more yards	3-1	0-0
TOTAL OFFENSE: 500 or more yards	1-1	0-0
TOTAL OFFENSE: 300 yards or less	0-6	0-0
RUSHING: 200 or more yards	3-1	0-0
RUSHING: 300 or more yards	2-0	0-0
RUSHING ATT: 40 or more	2-7	0-0
PASSING: 200 or more yards	0-6	0-0
PASSING: 300 or more yards	0-2	0-0
PASSING ATT: 30 or more	0-12	0-0
1st DOWNS: at least 20	2-9	0-0
3rd DOWNS: convert 40% or more	2-4	0-0
TURNOVERS: two or less	3-11	0-0

USF DEFENSE

SCORING: allow 15 points or less	2-0	0-0
SCORING: allow 20 points or less	2-1	0-0
SCORING: allow 21 points or more	0-16	0-0
TOTAL OFFENSE: 300 yards or less	2-1	0-0
RUSHING: allow 150 yards or less	2-3	0-0
RUSHING: allow 100 yards or less	1-0	0-0
PASSING: allow 150 yards or less	1-2	0-0
PASSING: allow 100 yards or less	1-0	0-0
1st DOWNS: allow 15 or less	1-1	0-0
3rd DOWNS: convert 33% or less	2-3	0-0
TURNOVERS: two or more	2-6	0-0

TEAM COMPARISON

RUSHING YARDS: USF has more	3-4	0-0
PASSING YARDS: USF has more	1-5	0-0
TOTAL YARDS: USF has more	3-2	0-0
TURNOVERS: USF has fewer	2-3	0-0
TIME OF POSSESSION: advantage	2-7	0-0
1ST DOWNS: USF has more	2-4	0-0
PENALTIES: USF has fewer	3-7	0-0
SPECIAL TEAMS SCORE: USF scores TD	1-2	0-0

USF INDIVIDUALS

RUSHING: 100-yard rusher	1-2	0-0
PASSING: 200-yard passer	0-6	0-0
RECEIVING: 100-yard receiver	0-3	0-0
RUSH/PASS: 100-yard rusher/200-yard passer	0-1	0-0

USF LARGEST CROWDS

1. 99,235	at Penn State	Sept. 3, 2005	L, 23-13
2. 90,612	at Florida	Sept. 12, 2010	L, 38-14
3. 83,524	at Florida State	Sept. 26, 2009	W, 17-7
4. 82,617	at Auburn	Sept. 8, 2007	W, 26-23 OT
5. 80,795	at Notre Dame	Sept. 3, 2011	W, 23-20
6. 78,900	at South Carolina	Sept. 18, 2004	L, 34-3
7. 78,111	at Wisconsin	Sept. 7, 2014	L, 27-10
8. 76,780	at Alabama	Aug. 30, 2003	L, 40-17
9. 74,432	at Oklahoma	Sept. 28, 2002	L, 31-14
10. 72,811	at Florida State	Sept. 12, 2015	L, 14-34
11. 70,401	at Michigan St.	Sept. 7, 2013	L, 21-6
12. 69,383	vs. Florida State	Sept. 29, 2012	L, 30-17
13. 67,012	vs. West Virginia	Sept. 28, 2007	W, 21-13
14. 66,469	vs. Miami	Nov. 28, 2009	L, 31-10
15. 65,948	vs. UCF	Oct. 13, 2007	W, 64-12

BOLD = HOME

SEASON HONORS

PRESEASON ALL-AMERICAN

Brian Battie (RB/KR): 1st Team: Athlon, ESPN, Phil Steele, Action Network

PRESEASON NATIONAL WATCH LISTS

Gerry Bohanon (QB): Davey O'Brien & Johnny Unitas Golden Arm

Brian Battie (RB/KR): Paul Hornung Award

Xavier Weaver (WR): Biletnikoff Trophy

Dwayne Boyles (LB): Rotary Lombardi Award

Antonio Greir (LB): Bronko Nagurski & Wuerffel Trophy

Spencer Shrader (K): Lou Groza Award

PRESEASON AII-AAC HONORS

Brian Battie (RB/KR): Phil Steele: 1st Team; Athlon: 1st Team

Dwayne Boyles (LB): Phil Steele, 2nd Team; Athlon: 3rd Team

Brad Cecil (OC): Athlon: 3rd Team

Antonio Greir (LB): Phil Steele: 1st Team; Athlon: 1st Team

Demetris Harris (OG): Phil Steele, 4th Team; Athlon: 2nd Team

Jimmy Horn (WR): Phil Steele, 4th Team;

Demontrey Jacobs (OT): Phil Steele, 4th Team;

Donovan Jennings (LT): Athlon: 2nd Team

Jaren Mangham (RB): Phil Steele: 2nd Team; Athlon: 4th Team

Spencer Shrader (K): Phil Steele: 3rd Team; Athlon: 3rd Team

Xavier Weaver (WR): Phil Steele: 4th Team; Athlon: 3rd Team

Rashawn Yates (DT): Athlon: 4th Team

EAST-WEST SHRINE GAME 1,000

Gerry Bohanon

Donovan Jennings

Antonio Grier

Xavier Weaver

AAC PLAYERS OF THE WEEK

Week 1 : --

AAC HONOR ROLL

Week 1 : --

GAME CAPTAINS

Week 1 (BYU): ---

PENALTY FREE

In its second full season under head coach Jeff Scott, USF set a program record for the fewest number of penalties and penalty yards in a season.

■ The Bulls' 61 penalties in 2021 beat the old record of 74 set in 2010 by 13 and ranked 28th nationally at 5.0 per game.

■ The Bulls' 553 penalty yards in 2021 beat the old mark of 599 set in 2010 by 46 yards and ranked 41st nationally at 46 yards per game.

■ Both marks are steep declines from 2017 when the Bulls had 111 penalties for 1,032 yards, both ranking among the top three most penalized seasons in program history.

CHALLENGING SCHEDULE

A fast start would be great for USF's confidence, but the Bulls will be challenged by a rigorous schedule. Three of the first four games — BYU on Sept. 3, at Florida on Sept. 17 and at Louisville on Sept. 24 — will be against top-50 programs that played in Bowl games last year, with two coming on the road. USF also visits the American Athletic Conference's top two teams — Cincinnati (Oct. 8) and Houston (Oct. 29) — while hosting UCF in the War on I-4 during Thanksgiving weekend. The preseason AAC poll voted Houston as the favorite to win the conference followed by Cincinnati and UCF. Nine of the Bulls' 12 regular season opponents received a bowl or College Football Playoff bid in 2021 and three finished ranked in the top 20.

TWO DECADES OF PULLING RANK

The Bulls will face several ranked teams in 2022. Since becoming a full FBS program in 2001, USF has registered 11 victories against opponents ranked in the Associated Press top 25 (including three wins against the top 10, four road victories and triumphs against opponents from the ACC, Big 12 and SEC). In that 21-season span, only two other American Athletic Conference programs have more victories against ranked opponents than USF.

AAC Team	Top 25 Wins*	Top 10 Wins*	*Since 2001
Cincinnati	19	3	
Houston	14	4	
USF	11	3	
Memphis	8	0	
UCF	7	3	
East Carolina	6	1	
SMU	6	0	
Navy	5	1	
Temple	5	0	
Tulsa	5	0	
Tulane	0	0	



AMERICA'S FASTEST RISING UNIVERSITY

U.S. News and World Report released its latest higher education rankings (2021) and the University of South Florida continues to be America's fastest-rising university, according to U.S. News. Over the past 10 years, USF has risen 48 spots among public universities from No. 94 to No. 46 and 67 spots among all universities (public or private), from No. 170 to No. 103. No other university in the country has risen so far so quickly. This also marks the third year in a row that USF is ranked in the top 50 among public universities.

■ Designated a "Preeminent State Research University" by the Florida board of governors in 2018, USF is in elite company with the University of Florida and Florida State University as the only three state universities to earn the designation.

■ USF enrollment surpassed 50,000 students for the first time in the fall of 2017, now with 50,830 students currently enrolled across the three campuses: USF Tampa, USF St. Petersburg and USF Sarasota-Manatee.

■ USF is the nation's 7th leading public university in generating new United States utility patents and ranks 16th among universities worldwide.

RECORDS WATCH

KICK RETURN TD - SEASON & CAREER

NAME	SEASON	CAREER
1. Brian Battie	3, 2021	3
2. Terrence Horne	2, 2018	2
Lindsey Lamar	2, 2010	2

KICK RETURN - SEASON AVERAGE

NAME	AVERAGE	YEAR
1. Brian Battie	33.9	2021
2. J.R. Reed	31.7*	2003
3. Hugh Smith	29.2	2001
4. Rodney Adams	29.1	2015

* Led NCAA

KICK RETURN - SEASON YARDS

NAME	YARDS	SEASON
1. Lindsey Lamar	903	2010
2. Lindsey Lamar	817	2011
3. Dontavia Bogan	770	2009
Dontavia Bogan	770	2021
5. Brian Battie	591	2021
5. DeAndrew Rubin	578	1999
6. J.R. Reed	570	2003
7. D'Ernest Johnson	563	2015

KICK RETURN - GAME YARDS

NAME	YARDS	SEASON
1. Terrence Horne	264	vs. Georgia Tech (2018)
2. Brian Battie	208	vs. Houston (2021)

RUSHING TD - CONSECUTIVE GAMES

NAME	GAMES	YEAR
1. Marlon Mack	11	2016
2. Jaren Mangham	7	2021
Darius Tice	7	2017

TOUCHDOWNS RUSHING - SEASON

NAME	TD	YEAR
1. Quinton Flowers (QB)	18	2016
2. Jaren Mangham	15	2021
Marlon Mack	15	2016

CONSECUTIVE FIELD GOALS MADE

NAME	#	DATES
1. Emilio Nadelman	13	9.15-10.21, 2017
Marvin Kloss	13	8.31-12.7, 2013
3. Maikon Bonanin	12	11.11.11-10.6.12
4. Spencer Shrader	9	9.2.21-11.20.21

tied with Coby Weis (2018) & Emilio Nadelman (2015)

LONGEST FIELD GOALS MADE

NAME	#	DATES
1. Bill Gramatica	63	11/18/00
2. Delbert Alvarado	56	11/11/06
3. Marvin Kloss	52	10/5/13
Spencer Shrader	52	10/23/21

40+ YARD FIELD GOALS IN A GAME

NAME	GAME
4. Spencer Shrader	at Memphis, 11/7/20

INTERCEPTION RETURN YARDS - CAREER

NAME	YARDS	YEAR
1. Trae Williams	219 (16)	2004-07
2. Daquan Evans (So.)	190 (4)	2019-
3. Devin Abraham	189 (9)	2014-17



CHAMPA BAY!

The Bay area has staked a claim as the epicenter of championship sports teams in recent years. Home to four professional sports organizations, including the MLB Rays, NHL Lightning, NFL Buccaneers and USL Rowdies. All have had outstanding championship seasons in the last two years, making celebratory boat parades on the Hillsborough River in downtown Tampa a common occurrence..

■ Since 2020, the Bay Area has claimed a **Super Bowl Champion**, two **Stanley Cups**, an **American League Pennant** and a **USL Conference Championship**.

■ The **Tampa Bay Lightning** repeated as Stanley Cup champions in 2021, downing the Montreal Canadiens (4-1) in the Stanley Cup Finals. The Lightning also won the Cup in 2020 and back in 2004. They have reached the Stanley Cup finals in three straight years: 2020, 2021 and 2022.

■ The **Tampa Bay Buccaneers** acquired sure Hall of Fame players Tom Brady and Rob Gronkowski prior to the 2020 season and went on to down the Kansas City Chiefs (31-9) to win Super Bowl 55 in Raymond James Stadium. The Buccaneers became the first team in NFL history to play in and win a Super Bowl that was held at its home stadium. The Bucs also won a Super Bowl in 2002.

■ The **Tampa Bay Rays** posted 100 wins and had the best record in the American League. They won pennant and reached the 2020 World Series, falling to the Los Angeles Dodgers in six games. The Rays also reached the 2008 World Series. The Rays established ace is former USF pitcher Shane McClanahan.

■ The **Tampa Bay Rowdies** soccer team won its conference and reached the USL Championship final in 2020 and again in 2021.




BULLS HELP HABITAT FOR HUMANITY

The USF team loaded up the buses and headed across the bay to Pinellas County to assist Habitat for Humanity in getting seven houses ready for occupancy. The Bulls spent two hours painting, laying sod, digging holes for plantings, mulching, hanging storm shutters and moving construction materials. The players were divided into different teams painting, shoveling, planting, and doing everything else it takes to make a house a home. "It means the world to have a group of young men like this that are trying to establish themselves through school and through football—come out, swing a hammer and help other families in our community," a spokesperson for Habitat for Humanity said.



THE USF FOOTBALL PROGRAM

- The Bulls have had five head coaches in 26 seasons.
- USF was ranked for a program record 20 straight weeks (2016-2017) has spent 48 weeks in the Top 25.
- The Bulls reached as high as the No. 2 ranking in 2007, becoming the fastest program to go from inception to a top 10 ranking in FBS history.
- USF has played in 10 bowl games and won six.
- USF has claimed victories in Tampa over Louisville, West Virginia, Georgia Tech, Pittsburgh, Kansas and North Carolina among others.
- USF has claimed road or neutral site wins over Florida State, Auburn, Clemson, Notre Dame, Miami, Louisville, NC State, West Virginia and TCU among others.
- USF has had 30 first-team All-Conference selections, including 1 Offensive Player of the Year, 1 Defensive Player of the Year, 2 Special Teams Players of the Year and 1 Rookie of the Year.
- USF has had six players selected a first-team All-American a total of seven times.
- 14 USF players have been part of 18 Super Bowl teams, 10 part of a Super Bowl Champion, including 2020 as Bay area product Austin Reiter (Chiefs) and Jason Pierre-Paul (Buccaneers) went head to head.



RAYMOND JAMES STADIUM: HOME OF BULLS, BUCS & SUPER BOWLS

TOP USF SEASON AVERAGE ATTENDANCE

RANK	AVERAGE	YEAR	GAMES	ATTENDANCE
1.	53,170	2007	6	319,019
2.	52,553	2009	6	315,319

TOP USF GAME CROWDS

RANK	ATTENDANCE	OPPONENT	DATE	WINNER	SCORE
1.	69,383	Florida St.	9/29/2012	FSU	L, 30-17
2.	67,012	West Virginia	9/28/2007	USF	W, 21-13
3.	66,469	Miami	11/28/2009	UM	L, 31-10
4.	65,948	UCF	10/13/2007	USF	W, 64-12
5.	63,976	Cincinnati	10/15/2009	UC	L, 34-17

- USF is one of the few college programs that play in an NFL stadium, opened on Sept. 20, 1998.
- Raymond James Stadium is home to the NFL's Tampa Bay Buccaneers and has hosted three Super Bowls: Super Bowl XXXV in 2001 (Ravens and Giants) and Super Bowl XLIII in 2009 (Steelers and Cardinals) and Super Bowl LV in 2021 (Chiefs and Buccaneers). The stadium also hosted the 2017 CFP National Championship Game won by Clemson over Alabama.



WELCOME TO THE SUNCOAST NOTING TAMPA & THE BAY AREA

- The greater Tampa Bay area has a population of more than 4 million and is one of the fastest growing areas in the country. It is the **13th largest TV market** in the United States with 2.03 million TV households.
- Tampa ranks as fifth-most popular American city according to a Pew Research Center study.
- Tampa ranked as the 5th best outdoor city by Forbes. The area's average highs range 70 to 90 °F year round, and lows 52 to 76 °F.
- Nicknames: Cigar City & The Big Guava
- Tampa is near 18 beaches. In 2020, Trip Advisor rated Siesta Key the No. 1 Beach in America followed closely by St. Petersburg Beach (No. 2) and Clearwater Beach (No. 5).



JEFF SCOTT YEAR-BY-YEAR

3rd Season as a Head Coach

16th season overall in collegiate coaching

YEAR	SCHOOL	RECORD	POSTSEASON
2021	USF (HC)	2-10	-
2020	USF (HC)	1-8	-
HEAD COACH RECORD		3-18	-

2019	Clemson (Co-Offensive Coord./WR)	14-1*	CFP Championship Game
2018	Clemson (Co-Offensive Coord./WR)	15-0*	CFP National Title
2017	Clemson (Co-Offensive Coord./WR)	12-2*	CFP (Sugar)
2016	Clemson (Co-Offensive Coord./WR)	14-1*	CFP National Title
2015	Clemson (Co-Offensive Coord./WR)	14-1*	CFP Championship Game
COORDINATOR RECORD		70-5[^]	*5 ACC Titles/5 CFP

[^] Became coordinator in 2014 Russel Athletic Bowl

2014	Clemson (WR Coach/Recruiting Coord.)	10-3	Russel Athletic Bowl (W)
2013	Clemson (WR Coach/Recruiting Coord.)	11-2	Orange Bowl (W)
2012	Clemson (WR Coach/Recruiting Coord.)	11-2	Chick-fil-A Bowl (W)
2011	Clemson (WR Coach/Recruiting Coord.)	10-4*	Orange Bowl (L)
2010	Clemson (WR Coach/Recruiting Coord.)	6-7	Meineke Bowl (L)
2009	Clemson (WR Coach/Recruiting Coord.)	9-5	Music City Bowl (L)
2008	Clemson (GA then WR Coach)	7-6 [^]	Gator Bowl (L)

CLEMSON ASSISTANT COACH RECORD		130-31[^]	[^] assistant midway through 2008
2007	Presbyterian College (WR Coach)		

BOWL RECORD (Assistant)	10-5	15 Bowl Games
--------------------------------	-------------	----------------------

CFP GAMES (Assistant)	6-3	2-2 in Championship
------------------------------	------------	----------------------------

HIGH SCHOOL

2005-06	Head Coach, Blythewood HS (S.C.)	won 3A State Title
---------	----------------------------------	--------------------

Scott helped lead the Clemson to five straight College Football Playoff appearances, four CFP Championship games and national titles in the 2016 and 2018 seasons while coaching in nine CFP games and posting a 6-3 record.

HEAD COACH JEFF SCOTT

3rd Season at USF/3rd Season Overall Clemson, 2003

Named the fifth head coach in USF football history on Dec. 9, 2019, Jeff Scott was one of the most respected coordinators and recruiters in the nation when he took over the Bulls program.

Having served as the co-offensive coordinator at Clemson since 2015 and as a member of the Tigers' football staff at his alma mater since 2008, Scott was a key part of the rise of one of the most dominant football programs in the nation. He helped lead the Tigers to five straight College Football Playoff appearances, four CFP Championship game appearances (2015, 2016, 2018 & 2019 seasons) and national titles in the 2016 and 2018 seasons while coaching in nine CFP Playoff games and posting a 6-3 record. Scott returns to a home field in Raymond James Stadium where Clemson scored 21 fourth-quarter points to defeat Alabama, 35-31, in the CFP National Championship game on Jan. 9, 2017 to claim the program's first national title in 35 years.

SCOTT NOTABLES

CHAMPIONSHIP COORDINATOR

- ▶ In his five seasons serving as co-offensive coordinator/wide receivers coach, Clemson posted a 70-5 record and claimed five ACC championships.
- ▶ Clemson finished the 2019 season ranked No. 4 nationally in scoring offense (43.9 ppg) and No. 5 in total offense (528.7 ypg).
- ▶ During his stint as co-offensive coordinator, the Tigers went 70-5 (38-2 in the ACC) with just two regular season losses and posted the four winningest seasons in program history (2018 (15-0), 2019 (14-1), 2015 (14-1), 2016 (14-1)).
- ▶ Clemson averaged 40 points and 500 yards per game, while Tigers quarterbacks completed better than 66 percent of their passes. Clemson averaged better than 500 yards per game in four seasons and set 138 team and individual records, including marks for total offense (527.2 ypg), scoring offense (44.3 ppg), passing offense (5,009 yards), rushing offense (3,723 yards) and touchdowns (90).
- ▶ The top three total offense seasons in program history came with Scott as co-offensive coordinator, as did the top three scoring seasons, all with 577 points or better.

FLORIDA & COACHING IN THE BLOOD

- ▶ Born in Arcadia, Fla., just an hour and a half south (93 miles) of the USF campus.
- ▶ Scott's father, Brad, a 1979 graduate of USF, coached high school football in the state and spent 11 years as an assistant coach to Bobby Bowden at Florida State, including the last four as offensive coordinator and claiming the 1993 national title.
- ▶ During his father's tenure at Florida State, Scott attended elementary school at Florida High Elementary which was across the street, about 200 yards from the FSU practice fields and he would join his father every afternoon at practice after school.

AT HOME IN RAY JAY

- ▶ Scott returns to a home field in Raymond James Stadium where Clemson scored 21 fourth-quarter points to defeat Alabama, 35-31, in the CFP National Championship game on Jan. 9, 2017 to claim the program's first national title in 35 years.

PRODUCING NFL PLAYERS

- ▶ Eight wide receivers Scott coached were on 2019 NFL rosters, including Bay area products, Ray Ray McCloud, Deon Cain and Artavis Scott.
- ▶ He coached Fort Myers, Fla., product Sammy Watkins, a two-time All-American who set school season records for receptions (101), receiving yards (1,464) and touchdowns (12) and career marks for receptions (240), receiving yards (3,391) and receiving touchdowns (27) before being selected in the first round of the NFL Draft.
- ▶ Under Scott, DeAndre Hopkins earned second-team All-America honors before selection in the first round of the NFL Draft and going on to make four Pro Bowls.

ELITE RECRUITER

- ▶ Scott was Clemson's recruiting coordinator 2008-14, leading the Tigers to top-10 ranked classes in his first season of 2009 and also in 2011 and 2012.
- ▶ He was named a top-10 recruiter nationally by ESPN.com (2014), a top 25 national recruiter seven times by Rivals.com (2012, 2014, 2015, 2016, 2017, 2018, 2019) and the ACC Recruiter of the Year in 2015 by Rivals and in 2018 by 247Sports.

ONE SMART MATHEMATICIAN

- ▶ Graduated cum laude with a degree in mathematics, having earned President's List recognition with a 4.0 grade-point average in 2001 and 2002.

2022 USF FOOTBALL STAFF



TRAVIS TRICKETT

Offensive Coordinator/Quarterbacks

Alma Mater: West Virginia, '07

1st Season with USF

- Came to USF from alma mater West Virginia (WR, TE)
- Previously OC at FAU, Georgia State & Samford
- Ranked among top recruiters in Big 12 (key in Miami)



ALLEN MOGRIDGE

Offensive Line Coach/Assistant Head Coach

Alma Mater: North Carolina, '99

3rd Season with USF

- O-line at FIU ranked in top 10 in sacks in '18 & '19
- Helped FIU to three straight bowl appearances
- Has nearly 20 years of coaching experience



CAM AIKEN

Running Backs/Run Game Coordinator

Alma Mater: Clemson, '11

2nd Season with USF

- Previous 9 seasons on Clemson staff
- Worked closely with Scott on offensive planning at Clemson
- Part of 6 CFP runs and 2 national championships with Tigers



BOBBY BENTLEY

Wide Receivers/Pass Game Coordinator

Alma Mater: Presbyterian, '90

2nd Season with USF

- Spent previous 5 seasons at South Carolina
- Highly successful high school coach in South Carolina
- Named a Rivals Top 25 Recruiter in 2019



XAVIER DYE

Tight Ends Coach/Recruiting Coordinator

Alma Mater: Clemson, '10

3rd Season with USF

- Scott was his position coach as a WR at Clemson
- Coached with Scott at Clemson as a GA with the WRs
- Wide receivers coach at West Virginia in 2019



ALBERT BOONE

Associate AD for Football Operations

Alma Mater: Florida State, '03

5th Season with USF




CHAD MORRIS

Senior Offensive Analyst

Alma Mater: Texas A&M, '92

1st Season with USF

- Head coach at Arkansas (2018-19) & SMU (2015-17)
- Offensive coordinator at Auburn (2020)
- Offensive coordinator at Clemson (2011-14)



BOB SHOOP

Defensive Coordinator/Safeties

Alma Mater: Yale, '88

1st Season with USF

- 2-time Defensive Coordinator of the Year (2014 & 2018)
- 2018 Broyles Award Finalist (Mississippi State)
- 17 years as a DC (Tennessee, Penn State, Vandy, etc.)



ERNIE SIMS

Co-Defensive Coord./Linebackers Coach

Alma Mater: Florida State, '18

3rd Season with USF

- No. 9 overall pick in the 2006 NFL Draft/8 NFL seasons
- All-America linebacker at Florida State/No. 1 recruit in '03
- Parade and USA Today prep All-American



DANIEL DA PRATO

Special Teams Coordinator

Alma Mater: Louisiana-Monroe, '03

3rd Season with USF

- Coached at Arkansas in 2019
- Coached two All-Americans at Montana State
- Played quarterback at ULM from 2002-03



GEORGE BARLOW

Cornerbacks Coach

Alma Mater: Marshall, '90

2nd Season with USF

- Previous 7 seasons at NC State/Asst. HC for defense
- Brings 30 years of collegiate coaching experience
- Played safety at Marshall



DA'QUAN BOWERS

Defensive Line Coach

Alma Mater: Clemson, '19

3rd Season with USF

- Was No. 1 overall high school prospect by ESPN in 2008
- Second-round draft pick of the Tampa Bay Bucs in 2011
- Coached with Jeff Scott at Clemson



A.J. ARTIS

Strength & Conditioning Coach

Alma Mater: Campbell, '15

2nd Season with USF

- Previously head strength & conditioning coach at Tennessee
- Spent two seasons at Duke
- Three-year football letterman at Campbell (WR & TE)



MIKE GIGLIO

Director of Recruiting and Pro Liaison

Alma Mater: Florida, '08

6th Season with USF



THE HERD

In 2015, the USF Student Government passed a resolution to officially rename the USF student section The Herd. USF's student section can number more than 12,000, making it among the largest in the nation. Front row fans that arrive early and paint their bodies green and gold are known as **The Beef Studs**.

BULLS IN THE POLLS - WEEKS IN TOP 25: 48; TOP 20: 32; TOP 15: 12; TOP 10: 4

2022 WEEK	AP	COACHES
Preseason	NR	NR
Week 1	NR	NR

ASSOCIATED PRESS (Week 1)

RK	TEAM	RECORD	PTS	TREND
1	Alabama (54)	1,566	2	
2	Ohio State (6)	1,506	6	
3	Georgia (3)	1,455	1	
4	Clemson	1,292	14	
5	Notre Dame	1,242	8	
6	Texas A&M	1,212	NR	
7	Utah	1,209	12	
8	Michigan	1,203	3	
9	Oklahoma	956	10	
10	Baylor	884	5	
11	Oregon	831	22	
12	Oklahoma State	814	7	
13	NC State	752	20	
14	Southern California	711	NR	
15	Michigan State	631	9	
16	Miami (Fla.)	476	NR	
17	Pitt	383	13	
18	Wisconsin	365	NR	
19	Arkansas	348	21	
20	Kentucky	332	18	
21	Ole Miss	324	11	
22	Wake Forest	303	15	
23	Cincinnati	265	4	
24	Houston	263	17	
25	BYU	234	19	

COACHES POLL (WEEK 1)

RK	TEAM	REC	PTS	1st Prev	HI/LO
1	Alabama	0-0	1634	54	NR -- 1/1
2	Ohio State	0-0	1564	5	NR -- 2/2
3	Georgia	0-0	1542	6	NR -- 3/3
4	Clemson	0-0	1356	0	NR -- 4/4
5	Notre Dame	0-0	1284	0	NR -- 5/5
6	Michigan	0-0	1232	0	NR -- 6/6
7	Texas A&M	0-0	1219	0	NR -- 7/7
8	Utah	0-0	1134	0	NR -- 8/8
9	Oklahoma	0-0	1027	0	NR -- 9/9
10	Baylor	0-0	891	0	NR -- 10/10
11	Oklahoma State	0-0	859	0	NR -- 11/11
12	Oregon	0-0	734	0	NR -- 12/12
13	NC State	0-0	726	0	NR -- 13/13
14	Michigan State	0-0	711	0	NR -- 14/14
15	Southern California	0-0	602	0	NR -- 15/15
16	Pittsburgh	0-0	450	0	NR -- 16/16
17	Miami	0-0	433	0	NR -- 17/17
18	Texas	0-0	383	1	NR -- 18/18
19	Wake Forest	0-0	381	0	NR -- 19/19
20	Wisconsin	0-0	369	0	NR -- 20/20
21	Kentucky	0-0	353	0	NR -- 21/21
22	Cincinnati	0-0	339	0	NR -- 22/22
23	Arkansas	0-0	334	0	NR -- 23/23
24	Mississippi	0-0	327	0	NR -- 24/24
25	Houston	0-0	257	0	NR -- 25/25

FOR THE RECORD:

HOME; ROAD; CONFERENCE; NON-CONFERENCE MARKS

HOME RECORD

■ **OVERALL:** 101-57 (.640) record in home games since the program started in 1997

RAYMOND JAMES STADIUM: 95-54 (.638)

* USF played the 1997 home schedule and the first two games of the '98 season in Tampa Stadium, going 6-3, moving to Raymond James for the Citadel game in '98.

■ **Winning Home Record:** 17 of 22 seasons.

Undefeated Home Record: 3 seasons: 2002, '01 & '00

One Loss Home Record: 8 seasons: 2017, '16, '15, '07, '06, '05, 1999 & '98.

Best Home Record: 7-0 in 2001.

■ **Losing home records:** 6 seasons: 2020 (1-3); 2019 (2-5); 2014 (2-5); 2013 (1-5); 2012 (2-4), 2011 (3-4) and 2004 (2-4).

ROAD GAME RECORD

■ **OVERALL:** 53-76 record in true road games

■ **Road winning road records:**

6 seasons: 2017, '16, '10, '07, '03 & '02

Road .500 record: 5 seasons: 2018, '09, '08, '06 & 1998

■ **CONFERENCE ROAD GAMES:** 29-44

American Conference Road Games: 15-21

Most Wins in a season: 4 (2016)

CONFERENCE RECORD

After spending the first six seasons of program history as an independent, USF joined Conference USA in 2003 and moved to the BIG EAST in 2005. Realignment morphed the BIG EAST into The American in 2013.

■ **OVERALL:** 60-83 in 20th year as conference member.

AMERICAN: 30-42; 10th season;

BIG EAST: 22-34 (.392) eight seasons;

C-USA 8-8 (.500) two seasons.

■ **AAC East Division:** 18-8 (.692), 5 seasons

Losses: vs. UCF (2017, 2018, 2019), at Temple (2016, 18 & 19), Cincinnati (2018, 2019)

■ **Most wins in a season:** 7, 2016.

■ **Conference Openers:** 10-8, 5-3 in The American.

NON-CONFERENCE RECORD

OVERALL: 50-28 (.641) in regular-season, nonconference games in 16th season as a conference member.

■ **AMERICAN:** 17-16, 9th season.

■ **BIG WINS Since 2007:** at Notre Dame (2011), vs. Miami (2010), at Florida State (2009), at N.C. State (2008), vs. No. 10 Kansas (2008), at Auburn (2007) & vs. North Carolina (2007).

■ **BIG EAST (2005-2012):** 30-9 (.769) in regular-season, nonconference matchups in 8 seasons.

■ **C-USA:** 3-3 (.500) record in two seasons.

VS. RANKED TEAMS

■ **LAST:** L, 54-42 at No. 20 Houston, Nov. 6, 2021

■ **LAST WIN:** W, 52-45 vs. No. 22 Navy on Oct. 28, 2016 in Raymond James Stadium.

■ **OVERALL RECORD:** 11-34 all-time vs. FBS ranked teams since joining the FBS in 2000.

15-39 overall vs. ranked foes, including a 4-5 record vs. I-AA (FCS) teams from 1997-2000.

■ **AT HOME:** USF is 7-18 at home vs. FBS ranked teams, last posting a win with a 52-45 win vs. No. 22 Navy, Oct. 28, 2016.

■ **ON THE ROAD:** 4-15 on the road vs. FBS ranked, last posting a win with a 23-20 victory at No. 16/18 Notre Dame on Sept. 3, 2011.

Wins vs. ranked teams on the road: W, 24-19 at No. 9 West Virginia (2006); W, 26-23 at No. 17 Auburn (2007); W, 17-7 at No. 18 Florida State (2009); W, 23-20 at No. 16 Notre Dame (2011)

FUTURE NON-CONFERENCE SCHEDULES

2023	2024	2025	2026	2027	2028	2029
Sept. 2 at W. Kentucky	Aug. 31 LOUISVILLE	Aug. 30 BOISE STATE	Sept. 5 FAU	Sept. 4 MIAMI	Sept. 2 UCONN	Sept. 15 NOTRE DAME
Sept. 9 FLORIDA A&M	Sept. 7 at Alabama	Sept. 6 at Florida	Sept. 12 at Alabama	Sept. 11 at Boise State	Sept. 9 at Miami	2031
Sept. 16 ALABAMA	Sept. 14 NC STATE	Sept. 13 at Miami	Sept. 26 BETHUNE-COOKMAN	Sept. 18 FLORIDA A&M		Sept. 13 at Notre Dame
Oct. 21 at UConn	Sept. 21 W. KENTUCKY	Sept. 20 SAN JOSE ST.	Oct. 17 at BYU	Sept. 25 at N. Illinois		

BULLS IN THE NFL

USF has 8 former Bulls on 2022 NFL rosters as of Aug. 29.

Player (Pos.) _____ Team (Yrs with Team)

Bruce Hector (DE) _____ Lions (2021-22)
 D'Ernest Johnson (RB) _____ Browns (2019-22)
 Marlon Mack (RB) _____ Texans (2022)
 Mike Love (DE) _____ Bills (2018-22)
 Austin Reiter (OL) _____ Chiefs (2022)
 Dadrin Senat (DT) _____ Buccaneers (2022)
 Marquez Valdes-Scantling (WR) _____ Chiefs (2022)
 Mitchell Wilcox (TE) _____ Cincinnati Bengals (2020-22)



USF STUDENTS BRING THE NOISE TO RAY JAY

■ USF boasts one of the largest student sections in the country with 12,501 seats allocated to students and the ability to place as many as 16,000+ in the stadium.

■ USF students occupy the north endzone at Raymond James Stadium just below the Buccaneers pirate ship.

■ **The Beef Studs** are the most passionate student supporters who regularly occupy the first row and paint their bodies green and gold while donning bull horns.

USF FOOTBALL RADIO SHOW

The USF Football Radio Show airs Wednesday nights from 6-7 p.m. on 102.5-HD2 and digitally on TuneIn Radio Bulls Unlimited channel and can be watched on Youtube and Facebook (USF Football page). Bulls Head Coach Jeff Scott will join host Jim Louk, the Voice of the Bulls, and Joey Johnston,

CLEMSON CONNECTION

Head Coach **Jeff Scott** is just one of five primary staff connections for the USF program to the Clemson program. **Assistant Coaches Da'Quan Bowers and Xavier Dye** both played at Clemson and coached at Clemson. Bowers earned consensus All-America honors following his junior season at Clemson in 2010 in which he posted 67 tackles, 26 tackles for loss and led the nation with 15.5 sacks. He earned the Bronko Nagurski Trophy as college football's top defensive player, the Ted Hendricks Award as the nation's top defensive end and the ACC's Defensive Player of the Year award. A dean's list student at Clemson, Dye played wide receiver for the Tigers from 2007-10 and was two-year starter (2009-10). **Assistant coach Cam Aiken** who worked on Dabo Swinney's staff for nine seasons, serving last season as a senior offensive assistant helping the Tigers to once again return to the College Football Playoff as he worked closely with offensive coordinator Tony Elliott. The most recent Clemson addition is senior **offensive analyst Chad Morris**. Morris and Scott previously worked together as part of a highly successful offensive staff at Clemson from 2011-14, as the pair helped the Tigers go 42-11 over that four-year span and set the program on a trajectory to win two national championships (2016 and 2018) and make four CFP National Championship game appearances (2015, 2016, 2018, 2019). Morris served as offensive coordinator/quarterbacks coach and Scott as wide receivers coach/recruiting coordinator during that period before Morris left to become the head coach at SMU and Scott moved into the role of co-offensive coordinator, which he held through 2019.

BOWDEN DNA RUNS IN USF PROGRAM

The Bobby Bowden influence is unmistakable throughout the Bulls' program. USF head coach Jeff Scott practically grew up on the practice field and in the locker room of Florida State football. That's where he mingled with dozens of All-American players as he tagged along with his father, Brad, a Seminoles assistant. That's where he decided — at age 11 — that he would one day become a college football coach. And that's where he watched and learned from the legendary Bobby Bowden. Scott vividly remembers the classic 1991 game at Doak Campbell Stadium — No. 1-ranked FSU vs. the No. 2 Miami Hurricanes. Scott sat deep in the metal locker area of quarterback Charlie Ward, a future Heisman Trophy winner, while Ward sat on a stool and Bowden came in to address the players. Scott was 3 when the family moved to Tallahassee after his father accepted a position on Bowden's staff in 1983. He was 13 when the Seminoles defeated Nebraska 18-16 on Jan. 1, 1994 at the Orange Bowl, then his father left the next day to become head coach at South Carolina.

Brad Scott, the offensive coordinator on Bowden's first national-championship team, is assisting his son as the USF chief of staff. He served for 11 seasons as an assistant coach at Florida State under Bobby Bowden, the last four seasons as offensive coordinator, helping develop Heisman Trophy winner Charlie Ward and the "Fast Break" offense the Seminoles used to win the 1993 national title.

USF's linebackers coach is Ernie Sims, a Tallahassee native and former FSU All-American who achieved his dream of playing for Bowden. Sims has a photo in his office of Bowden visiting his home during a recruiting session, when Bowden brought the No. 34 jersey (retired to honor former All-American Ron Sellers) and said Sims would be allowed to wear it if he signed with FSU.

YOUNG GUNS

Entering his third season, USF's Jeff Scott is the second-youngest head football coach in the American Athletic Conference and the 21st-youngest in the Football Bowl Subdivision. Scott is younger than all but one opposing head coach (SMU's Rhett Lashlee) on USF's 2022 schedule after being younger than all coaches he faced in 2020 and 2021. Here are the youngest head coaches in each FBS conference (ages as of this season's Opening Weekend).

Jeff Scott, USF, 41 (Dec. 28, 1980)

American — Rhett Lashlee, SMU, 39 (June 9, 1983)

ACC — Mike Norvell, Florida State, 40 (Oct. 11, 1981)

Big Ten — P.J. Fleck, Minnesota, 41 (Nov. 29, 1980)

Big 12 — Neal Brown, West Virginia, 42 (March 11, 1980)

Conference USA — Will Healy, Charlotte, 37 (Jan. 16, 1985)

MAC — Sean Lewis, Kent State, 36 (April 11, 1986)

Mountain West — Andy Avalos, Boise State, 40 (Nov. 5, 1981)

Pac-12 — Dan Lanning, Oregon, 35 (April 10, 1986)

SEC — Elijah Drinkwitz, Missouri, 39 (April 12, 1983)

Sun Belt — Kane Wommack, South Alabama, 35 (April 19, 1987)

OFFENSIVE PLAYERS TO WATCH

QB
11

Davey O'Brien
Watch List



GERRY BOHANON • 6-3 • 226 • GR/JR

- Started 12 games last year at Baylor, leading the Bears to a 12-2 record, Big 12 Championship and Sugar Bowl victory over Ole Miss in his first season as a starter.
- Arrived at USF in the summer, quickly became a team leader, earned the starting job after Week 1 of camp.
- Spent four seasons and played in 27 games at Baylor, took the team from 2 wins the year before starting to 12 wins in his first season as a starter.
- 2021 All-Big 12 Honorable Mention: passed for 2,200 with 18 TD passes & ran for 323 yards and nine TDs.
- Mother is a principal and teacher - he is a three-time Big 12 All-Academic selection and a 12 time Commissioner's Honor Roll member.

WR
10

Biletnikoff
Watch List



XAVIER WEAVER • 6-1 • 180 • JR

- Led USF in receiving in 8 of 11 games he played in 2021 & for year: 41 catches, 715 yds, 17.3 ypc & 2 TD
- Led USF with career-highs of 6 catches for 105 yards vs. No. 20 Houston.
- Had catches of 44, 44, 40, 35, 33, 31, 29, 26 & 24 yards on the year.
- His 12.9 punt return average (9 returns) would have ranked 6th nationally if he had 2 more returns.


WR
5



JIMMY HORN JR. • 5-9 • 174 • SO

- 2nd on the team with 30 receptions for 408 yards (13.6 ypc) in first season.
- Career high 108 yards on 5 catches vs. Cincinnati, including an 80-yd TD catch & 95 yards after catch.
- First career 100-yard game at SMU (5 for 102 yards, 55 YAC) • Career-best 7 catches vs. Temple
- High school teammate & current roommate of Timmy McClain, Seminole HS 2020 Class 8A state title.
- Four medals at 2021 Class 8A State Track and Field Championships...state champion 4X100-meter relay (time of 41.12 ranked among the top 10 nationally)...won long jump (23-0.75), fourth in 100 meters (10.81) & triple jump (46-4.25).

RB
0



JAREN MANGHAM • 6-2 • 231 • SR

- Led USF with 671 yds rushing; 13th in nation/3rd AAC with 15 rushing TD in 2021 - 3 shy of USF record (18).
- Posted at least two rushing TD in 6 games, including USF record 4 straight: Florida - SMU.
- Scored a TD in 7 straight games, tied for the 2nd-longest streak in USF history behind 11 by Marlon Mack
- Career-best 152 yards on 26 carries and two TD vs. Temple (10.23).
- Loves to cook Creole style learned from grandmother, Dianne Stewart, a New Orleans native who passed away from cancer on Sept. 4, 2020.

RB
3



KELLEY JOINER • 5-9 • 188 • JR

- Ranked second on team with 480 rushing yards and first with 6.2 ypc in 2021.
- Posted back-to-back 100 yard games with 126 vs Temple (10/23) & 103 at ECU (10/28) in 2021
- Has 4 career 100-yard games, including 116 vs. UCF in the final game of the 2020 season.
- Has five brothers and two sisters • Led USF with 387 yards rushing and 78 carries in 2020.
- Ran for 1,006 yards and 17 TD in 3 games in senior year at South Lake HS before breaking right leg.

RB
21

Hornung Watch List



BAY AREA
NATIVE

BRIAN BATTIE • 5-8 • 165 • SO

- CONSENSUS FIRST TEAM ALL-AMERICAN kick returner (2nd consensus AA in USF history)
- Led NATION with three 100-yard kickoff returns for TD in 2021; NCAA RECORD 2 vs. Houston (11/6)
- Ranked 5th in the nation averaging 32.5 yards per kickoff return, a USF season record.
- Has two career 100-yard rushing games - career-best 110 vs. Florida A&M in 2021 and 102 vs. UCF in 2020
- Hails from Sarasota, Fla. - the hometown of USF all-time great and current Houston Texan Marlon Mack
- Has led USF in rushing four times on his career.

QUARTERBACKS

Junior Baylor transfer **Gerry Bohanon (6-3, 226)** led the Bears to a 12-2 record and Sugar Bowl victory last year, passing for 2,200 yards and 18 TD and running for 323 and nine TD. Sophomore **Katravis Marsh (6-5, 232)**, who started at Cincinnati in 2020 and at ECU in 2021, has played in eight career games, has a strong arm and throws a beautiful deep ball. Freshman **Byrum Brown (6-3, 206)** was one of three finalists for North Carolina Mr. Football and joined the Bulls in January. The pro-style quarterback passed for 3,703 yards, 43 TD and four INT as a senior. 2022 Class signee, **Gunnar Smith (6-4, 180)**, joined the Bulls in the summer after throwing for 2,180 yards and 22 touchdowns in his senior season at Lake Mary High School.

RUNNING BACKS

The Bulls return their top three rushers in Mangham, Joiner and Battie. That group will be bolstered by the return of **K'Wan Powell (5-9, 205)** from a knee injury and the addition of Clemson transfer **Michel Dukes (5-10, 197)**, a top 50 running back out of high school who concluded his prep career with 8,762 yards and 117 touchdowns rushing, and **Jason Albritton (5-10, 225, Lithia, Fla.)**.

RECEIVERS


2021 leading receiver Xavier Weaver looks to build on a breakout season as he leads the return of USF's top three receivers, including Jimmy Horn and **Omarion Dollison (27 catches, 218 yards)**. USF also welcomes the return of **Latrell Williams (22 catches for 260 yards in 2020)** from a knee injury, 6-3 Baylor transfer **Yusuf Terry (6 for 62)**, **Sean Atkins (6 for 67)** and 6-4 **Holden Willis (2 for 43)**. The Bulls upgraded the position in the Class of 2022, including adding Clemson transfer **Ajou Ajou (6-3, 218)** - 39 catches for 686 yards and seven TD in his senior year at Clearwater Academy, and North Carolina transfer **Khafre Brown (6-0, 190)**, the No. 32-ranked receiver nationally and a four-star prospect.

TIGHT ENDS

Junior **Chris Carter (6-4, 236)** gives the Bulls a strong blocking presence and sophomore **Gunnar Greenwald (6-4, 244)** is skilled and athletic. The Bulls added Penn transfer **Chris Mottillo (6-6, 258)** in the summer. He started eight games and caught four passes for 53 yards for the Quakers before an injury ended his season. Freshman **Jayson Littlejohn (6-4, 236)** joined the team in the spring and will also be a presence.

OFFENSIVE LINE

The Bulls return all five starters from 2021, including center **Brad Cecil (6-4, 294)**, left guard **Demetris Harris (6-3, 315)**, left tackle **Donovan Jennings (6-5, 312)**, right guard **Dustyn Hall (6-3, 303)** and right tackle **Demontrey Jacobs (6-6, 315)** — representing a combined 136 career starts with Harris (41), Cecil (38) and Jennings (31) having played the better part of four seasons together. Sophomore tackle **Josh Blanchard (6-3, 301)**, returns and the Bulls added experienced FBS transfers in **Derrell Bailey Jr. (6-6, 289, Virginia Tech)**, **Mike Lofton (6-2, 312, UCF)** and **Zach Perkins (6-5, 315)**.



SPECIAL TEAMS

P
36



ANDREW STOKES


6-5 • 232 • SO

- 39.0 average on 56 punts in 2021
- A 27-year old from Perth, Australia
- Punted in the first ever football game he saw in person in the Bulls 2021 season-opener at NC State - averaged 45.1 ypp on eight attempts with a 66-yard long
- Comes from ProKick in Australia, the same program that sent punter Trent Schneider to USF. Schneider graduated last year holding nearly every USF punting record.
- Played Australian rules football for seven seasons, playing for the Railways in the Great Northern Football League before getting picked up by East Fremantle of the WA Football League.
- Moved across the Australian continent from Perth in the west to Melbourne to train for a year at ProKick with former Indiana punter Tyson Beattie (2003-06).
- Working as a warehouse worker prior to pursuing his punting career.

DEFENSIVE PLAYERS TO WATCH

LB

5

2-Time
2nd Team
All-AACNagurski Watch List
Wuerfel Watch List

ANTONIO GRIER JR. • 6-1 • 223 • GR

- Led team with 92 stops, 3 sacks, 8 TFL and 4 QB hurries & tied for lead with 2 INT & 2 FF in 2021
- Averaged 11.7 tpg in last 3 2021 games, including career-high totals: 12 vs. Houston; 14 vs. Cincinnati
- Part of forcing a turnover in three straight games in 2021; (2 INT, 1 FF, 1 FR) vs. Tulsa, Temple & ECU
- Returned an interception 69 yards for a TD vs. Tulsa (10.16) and posted an INT vs. Temple (10.23)
- Named 2021 second-team All-Conference.
- 2020 2nd Team All-AAC selection: Led USF in tackles (59), TFL (5.5) and sacks (3.0) - 8 games/missed one

LB

11

Lombardi
Watch List

DWAYNE BOYLES JR. • 6-3 • 230 • GR

- 2nd on the team with 68 tackles, led team with 2 FR and tied for lead with 2 INT & 2 FF
- Led USF with career-best 14 tackles and added a fumble recovery at ECU (10.28)
- Posted interceptions in back-to-back games at SMU (10.2) and vs. Tulsa (10.16)
- Named 2021 Preseason All-Conference 2nd Team by Phil Steele.
- 2019: Led USF in tackles (75), solo tackles (48) and tackles for loss (12.5).
- Has four career games with double-digit tackles, including 10 at SMU (10.2.21)

CB

0



DAQUAN EVANS • 5-11 • 190 • GR/JR

- T4th on team with 59 tackles in 2021, added 2.5 TFL and 1 FR • Led team with 8 tackles at BYU
- Led team with 3 interceptions in 2020 - came in 3-straight games - returns of 56, 31 & 51 (TD) yards = 138, second all-time season at USF.
- Had a 51-yard pick-six at Memphis in 2020
- Nickname is "Day Day"

S

1



MATTHEW HILL • 6-1 • 187 • JR

- 6th with 50 tackles in 2021 • Led team with 11 stops at SMU (10.2.21)
- Played 94 snaps vs. Tulsa; On the field for virtually every defensive snap in games he played in 2021.
- Had an interception and 27-yard return at NC State in his first game as a safety.
- Transferred to USF from Auburn, where he was a wide receiver - recorded eight receptions as a sophomore (2019) before converting to safety in 2020

S

22



MEKHI LAPOINTE • 6-2 • 190 • GR

- T4th on the team with 59 tackles in 2021 and tied for the team lead with 2 INT and 3 pass break-ups
- 2021 Team Captain
- A two-year starter with 5 career INT, 140 tackles and 38 career games played
- A #BayMade product from Armwood High School

DE

6



RASHAWN YATES • 6-3 • 282 • GR

- 2021 Athlon All-AAC Fourth Team • 2022 Athlon Preseason All-AAC
- 21 career starts since 2018 season
- A team-leader who has the trust and confidence of the coaching staff

DEFENSIVE LINE

The Bulls will have a new look defensive line. Senior **Rashawn Yates** (6-3, 282) returns after posting 13 tackles and a sack in 2021 as does fellow senior **Darrien Grant** (6-4, 257), returning from injury, junior **Jason Vaughn** (6-5, 246) - 19 tackles, 1.5 TFL in 2021 - and **Tramel Logan** (6-2, 249) - 15 tackles, 2 TFL. The Bulls added eight defensive linemen in the 2022 Class, including four-star defensive end **Michael Williams** (6-3, 247; Farmington Hills, Mich.) - 23.5 sacks in his senior year - and transfers in **Nick Bags** (6-3, 293, Temple), **Rashad Cheney Jr.** (6-2, 285, Minnesota), **Jatorian Hansford** (6-3, 265, Missouri), and **Jonathan Ross** (6-3, 243, Bowie State). Cheney was a four-star prospect that led his team to a Minnesota state championship with 45 tackles for loss and seven sacks. They are joined by high school signees **Jhalin Hobbs** (6-2, 291, Ruskin, Fla.), **Eddie Kelly** (6-4, 274, Orlando, Fla.) and **Jacquez Williams** (6-2, 293, Savannah, Ga.). Former USF basketball player **Bayron Matos** (6-9, 286) joined the team in the spring and looks to be a presence on the interior.

LINEBACKER

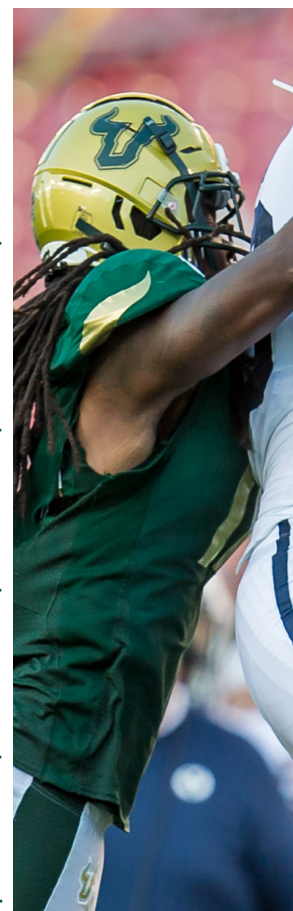
Dwayne Boyles and Antonio Grier bring a combined 55 starts and 416 tackles (43.5 TFL) into their senior seasons, having held down the middle of the defense the previous three seasons. Redshirt freshman **Mac Harris** (6-0, 230) returns from a shoulder injury in 2021 after showing some flashes in his true freshman campaign (2020), including eight tackles at Cincinnati. Senior **Brian Norris Jr.** (6-2, 225), sophomore **Davon Hicks** (6-0, 215) and redshirt freshman **CJ Ross** (5-11, 210) bring experience as the Bulls added considerable depth with three linebackers in the 2022 Class, including Minnesota transfer **DJ Gordon IV** (6-1, 220) - 126 tackles and 26 tackles for loss in his senior year Plant City HS -, **DeAunte Hunter** (6-4, 198, Valdosta, Ga.), who led Lowndes High School to the Georgia Class 7A quarterfinals, and junior college transfer **Jhalyn Shuler** (6-2, 220) - 88 tackles and 11 TLF at Coffeyville Community College.

CORNERBACKS

Daquan Evans (11 starts) held down one cornerback position last year while transfer **Christian Williams** (6-1, 185, Miami) saw action on the other side of the field posting four starts and 20 tackles while grabbing two interceptions. Transfer **TJ Robinson** (6-3, 194, Rutgers) started seven games and posted 31 tackles as a cornerback in 2021. Senior **Josh Green** (5-10, 182) saw action in eight games. Transfer **Aamaris Brown** (5-11, 197, Kansas State) - 80 tackles and 11 interceptions in his senior season at Tampa's Armwood High School - had a strong spring and has become a team leader.

SAFETIES

Returning senior **Mekhi LaPointe** brings leadership and significant USF experience (21 career starts, 59 tackles in 2021), and junior **Matthew Hill** started 10 games and posted 50 tackles and an interception in his first season as a safety and at USF. Transfer **Will Jones II** (5-9, 191, Kansas State) is among the Bulls' fastest players and showed great closing ability on the ball before suffering a torn ACL prior to Game 1 in 2021. Returners **T-Mac Simpson** (5-11, 190), **Chris Townsel** (6-2, 188), **Jayden Curry** (5-11, 200) and **Jaelen Stokes** (6-1, 191) all saw significant action in 2021 and transfer **Ray Thornton III** (6-1, 206, Clemson) - 27 tackles in 15 games at Clemson - bolsters the lineup.



SPECIAL TEAMS

K
32

SPENCER SHRADER

6-2 • 190 • JR

2021 LOU GROZA SEMIFINALIST 2022 LOU GROZA WATCH LIST

- 11-of-13 on FG on the year, with a career-long 52-yarder vs. Temple, a 49-yarder vs. FAMU and a 44-yarder vs. Tulsa.
- String of 9 straight makes ranks as third-longest in program history.
- Converted 15 of his last 17 attempts (misses from 52 & 48 in 2021 and 46 in 2020). Includes made field goals of 52, 49, 49, 47, 46, 44, 42, 41 & 41 yards.
- Has made 19 of 27 career field goals (70%) with a long of 52 yards.
- **Set a USF RECORD** in 2020 with FOUR 40-yard-plus field goals in a game at Memphis (49, 47, 46, 41)
- Named AAC Special Teams Player of the Week (Nov. 9, 2020)
- One of the faster Bulls, he scored on a fake punt, running for a 22-yard touchdown at UConn in 2019.
- Walk-on with a big leg. Handles all kickoffs. Has hit from 65 yards out in practice.
- Home schooled soccer player, went to Brazil to attempt to play professionally as a striker.
- Sister, Sophie, is a midfielder on the University of Tampa's women's soccer team.

NUMERICAL

No.	Name
0	Daquan Evans, DB
0	Jaren Mangham, RB
1	Khafre Brown, WR
1	Matthew Hill, S
2	Michel Dukes, RB
2	TJ Robinson, DB
3	Vincent Davis, DB
3	Kelley Joiner, Jr., RB
4	Omarion Dollison, WR
4	Christian Williams, DB
5	Anontonio Grier, LB
5	Jimmy Horn, WR
6	Ajou Ajou, WR
6	Rashawn Yates, DE
7	Sincere Brown, WR
7	Will Jones II, DB
8	DJ Gordon IV, LB
8	Latrell Williams, WR
9	Aamaris Brown, CB
10	Nick Bags, DT
10	Xavier Weaver, WR
11	Gerry Bohanon, QB
11	Dwayne Boyles, LB
12	Ben Knox, CB
12	Katravis Marsh, QB
13	Tramel Logan, DE
13	Gunnar Smith, QB
14	Dequan Stanley, WR
14	Michael Williams, DE
15	Jayden Curry, S
15	Gavin Gosnell, QB
16	Ryan Bolduc, QB
16	Eddie Kelly, DL
17	Byrum Brown, QB
17	Jhalyn Shuler, LB
18	Jordan Smith, QB
18	Ray Thornton III, S
19	Jonathan Ross, DE
19	Yusuf Terry, WR
20	Javohn Thomas, WR
21	Brian Battie, RB
21	Jaelen Stokes, S
22	Mekhi LaPointe, DB
22	K'wan Powell, RB
23	Davon Hicks, LB
23	Holden Willis, TE
24	Mychael Hamilton, RB
24	Mac Harris, DB
25	Christopher Townsel, S
26	Tavin Ward, CB
26	Yasias Young, RB
27	Jordan Blackmon, S
27	Cameron Cobb, WR
28	Daylan Felton, RB
28	Jatorian Hansford, DE
29	Brian Norris, LB
29	Zack Sessa, K
30	DeAunte Hunter, LB
31	Pierse Stainton, P
32	CJ Ross, LB
32	Spencer Shrader, K

2022 USF FOOTBALL ALPHABETICAL ROSTER

No.	Name	Pos.	Ht.	Wt.	Class/Elig.	Hometown (Previous Schools)
89	Collin Affleck	TE	6-5	237	Fr./Fr.	Great Falls, Va. (Langley HS)
6	Ajou Ajou	WR	6-3	218	Jr./So.	Brooks, Alberta, Canada (Clearwater Acad./Clemson)
40	Jason Albritton	RB	5-10	224	Fr./Fr.	Lithia, Fla. (Newsome HS)
54	Amer Amer	LB	6-1	228	So./RSFr.	Winter Garden, Fla. (Windermere HS)
38	Sean Atkins	WR	5-10	170	Gr./So.	Viera, Fla. (Viera HS)
10	Nick Bags	DL	6-3	293	Jr./So.	Wayne, N.J. (Tottenville HS/Temple)
71	Derrell Bailey Jr.	OL	6-6	289	Jr./So.	Greenback, Tenn. (Greenback HS/Virginia Tech)
21	Brian Battie	RB	5-8	165	Jr./So.	Sarasota, Fla. (Sarasota HS)
48	Andrew Beardall	LS	6-0	212	Gr./Jr.	Merritt Island, Fla. (Merritt Island HS)
50	Bryce Bernard	LS	6-2	212	Sr./So.	Neptune Beach, Fla. (Fletcher HS)
83	Logan Berryhill	WR	6-4	188	Gr./So.	Kingsland, Ga. (Camden County HS)
72	Cole Best	OL	6-4	296	So./RSFr.	Winter Park, Fla. (Trinity Prep)
27	Jordan Blackmon	S	5-10	156	So./RSFr.	Melbourne, Fla. (Eau Gallie HS)
57	Joshua Blanchard	OL	6-3	294	Jr./So.	Miami, Fla. (Norland HS)
11	Gerry Bohanon Jr.	QB	6-3	226	Gr./Jr.	Earle, Ark. (Earle HS/Baylor)
16	Ryan Bolduc	QB	6-1	197	So./RSFr.	Sarasota, Fla. (Cardinal Mooney HS)
11	Dwayne Boyles Jr.	LB	6-3	230	Gr./Sr.	Miami, Fla. (Miami Central HS)
9	Aamaris Brown	DB	5-10	197	Jr./Fr.	Seffner, Fla. (Armwood HS/Kansas State)
17	Byrum Brown	QB	6-3	206	Fr./Fr.	Rolesville, N.C. (Rolesville HS)
1	Khafre Brown	WR	6-0	190	Jr./So.	Charlotte, N.C. (West Mecklenburg HS/North Carolina)
7	Sincere Brown	WR	6-5	181	So./RSFr.	Charleston, S.C. (First Baptist School)
39	John Cannon	K	5-9	176	So./RSFr.	Fort Lauderdale, Fla. (University HS)
88	Chris Carter	TE	6-4	236	Gr./Jr.	Homestead, Fla. (South Dade HS)
74	Brad Cecil	OL	6-4	294	Gr./Sr.	Jacksonville, Fla. (Bartram Trail HS)
90	Rashad Cheney Jr.	DL	6-2	285	Sr./So.	Atlanta, Ga. (Cedar Grove HS/Minnesota)
27	Cameron Cobb	WR	5-11	182	Fr./Fr.	Tampa, Fla. (Wharton HS)
53	Drew Cornelius	OL	6-5	280	So./RSFr.	Franklin, Ga. (Heard County HS)
15	Jayden Curry	S	5-11	200	Jr./So.	Virginia Beach, Va. (IMG Academy)
4	Omarion Dollison	WR	5-9	183	Jr./So.	Columbia, S.C. (Gray Collegiate Academy)
2	Michel Dukes	RB	5-10	197	Sr./Jr.	Charleston, S.C. (First Baptist HS/Clemson)
59	Johnny Eaton	LB	6-2	200	Fr./Fr.	Melbourne, Fla. (Viera HS)
96	Chad Elder	DE	6-3	241	Fr./Fr.	Neptune Beach, Fla. (Fletcher HS)
0	Daquan Evans	CB	5-11	190	Gr./Jr.	Orlando, Fla. (Jones HS)
36	Treson Everett	WR	6-4	205	Fr./Fr.	Seminole, Fla. (Largo HS)
28	Daylan Felton	RB	5-8	175	So./RSFr.	Durham, N.C. (North Durham HS)
98	Danny Gonzalez	DT	6-1	264	Fr./Fr.	Jupiter, Fla. (The Benjamin School)
47	Connor Gordon	LS	6-2	240	Fr./Fr.	Sussex, Wisc. (Sussex Hamilton HS)
8	DJ Gordon IV	LB	6-1	220	Sr./So.	Plant City, Fla. (Plant City HS/Minnesota)
15	Gavin Gosnell	QB	6-2	219	Fr./Fr.	Hendersonville, N.C. (Hendersonville HS)
99	Darrien Grant	DE	6-4	257	Gr./Sr.	Bradenton, Fla. (Southeast HS)
34	Joshua Green	CB	5-10	182	Sr./Sr.	Palm Harbor, Fla. (East Lake HS/ Univ. of Pikeville)
87	Gunnar Greenwald	TE	6-4	244	So./So.	Satellite Beach, Fla. (Satellite HS)
5	Antonio Grier Jr.	LB	6-1	223	Gr./Sr.	Atlanta, Ga. (Mays HS)
79	Dustyn Hall	OL	6-3	303	Sr./So.	Punta Gorda, Fla. (Charlotte HS)
20	AJ Hamilton	CB	5-10	183	Jr./RSFr.	Dunnellon, Fla. (Dunnellon HS)
24	Mychael Hamilton	RB	6-1	201	Sr./Sr.	New Port Richey, Fla. (JW Mitchell HS/Ellsworth CC/SW Oklahoma St.)
28	Jatorian Hansford	DE	6-4	265	Sr./Sr.	Forsyth, Ga. (Mary Persons HS/Missouri)
64	Demetris Harris	OL	6-3	315	Gr./Sr.	Jacksonville, Fla. (Robert E. Lee HS)
24	Mac Harris	LB	6-0	234	Jr./RSFr.	The Villages, Fla. (The Villages Charter School)
85	Christian Helms	WR	6-2	195	Sr./So.	Seffner, Fla. (Seffner Christian HS)
23	Davon Hicks	LB	6-0	215	So./So.	Vero Beach, Fla. (Vero Beach HS)
1	Matthew Hill	S	6-1	187	Sr./Jr.	Lawrenceville, Ga. (Brookwood HS/Auburn)
93	Jhalin Hobbs	DL	6-2	291	Fr./Fr.	Ruskin, Fla. (Lennard HS)
5	Jimmy Horn Jr.	WR	5-9	174	So./So.	Sanford, Fla. (Seminole HS)
30	DeAunte Hunter	LB	6-4	198	Fr./Fr.	Valdosta, Ga. (Lowndes HS)
67	Demontrey Jacobs	OL	6-6	315	Gr./Sr.	Gonzales, La. (East Ascension HS/Grambling)
73	Donovan Jennings	OL	6-5	312	Gr./Sr.	Tampa, Fla. (Gaither HS)
58	Reggie Johnson II	LB	6-0	212	So./So.	Tampa, Fla. (Carrollwood Day HS)
3	Kelley Joiner Jr.	RB	5-9	188	Sr./Jr.	Clermont, Fla. (South Lake HS)
49	Kanaan Jones	S	6-0	180	Jr./Fr.	Lithia, Fla. (Newsome HS)
7	Will Jones II	S	5-9	191	Sr./So.	Mansfield, Texas (Summit HS/Kansas State)

2022 USF FOOTBALL ALPHABETICAL ROSTER

16	Eddie Kelly	DL	6-4	274	Fr./Fr.	Orlando, Fla. (West Orange HS)
75	Andrew Kilfoyl	OL	6-5	317	So./RSFr.	Tampa, Fla. (Gaither HS)
12	Ben Knox	CB	6-2	192	Jr./So.	DeLand, Fla. (DeLand HS)
61	Gannon Lanning	OL	6-7	311	So./RSFr.	Spring Hill, Fla. (Springstead HS)
22	Mekhi LaPointe	S	6-2	190	Gr./Sr.	Seffner, Fla. (Armwood HS)
80	Jayson Littlejohn	TE	6-4	239	Sr./Jr.	Hanford, Calif. (Sierra Pacific HS/College of the Sequoias)
65	Mike Lofton	OL	6-2	312	Jr./RSFr.	Clearwater, Fla. (Calvary Christian HS/UCF)
13	Tramel Logan	DE	6-2	249	Jr./So.	Miami, Fla. (Booker T. Washington HS)
82	Jackson Long	TE	6-4	222	Fr./Fr.	Hendersonville, Tenn. (Beech HS)
0	Jaren Mangham	RB	6-2	231	Sr./Sr.	Detroit, Mich. (Cass Tech HS/Colorado)
12	Katravis Marsh	QB	6-5	232	Jr./So.	Hialeah, Fla. (Miami Central HS)
95	Bayron Matos	DE	6-9	291	So./Fr.	Santo Domingo, Dominican Republic (Hamilton Heights Christian Acad.)
41	Colin McCreary	P	6-1	210	Gr./Sr.	Clarks Summit, Pa. (Abington Heights HS/Monmouth)
42	Lewai Mitchell	S	6-1	186	So./RSFr.	Maitland, Fla. (Orangewood Christian HS)
86	Chris Mottillo	TE	6-6	258	Gr./Jr.	Erie, Pa. (Mercyhurst Prep/Penn)
29	Brian Norris Jr.	LB	6-2	225	Gr./Jr.	Chiefland, Fla. (Chiefland HS)
63	Brock Parry	OL	6-3	304	Jr./RSFr.	Coral Springs, Fla. (JP Taravella HS/Florida Tech)
77	Zach Perkins	OL	6-5	315	Jr./RSFr.	Tampa, Fla. (Berkeley Prep HS/Maryland)
22	K'wan Powell	RB	5-9	205	So./RSFr.	Vernon, Fla. (Vernon HS)
35	Bailey Purcell	WR	5-11	177	So./RSFr.	Seminole, Fla. (Seminole HS)
81	Garret Reynolds	WR	6-1	178	So./RSFr.	Lake Wales, Fla. (Lake Wales HS)
46	Dylan Ridolph	LB	6-0	222	So./RSFr.	Wesley Chapel, Fla. (Wiregrass Ranch HS)
84	Cade Roberts	WR	5-11	183	Fr./Fr.	Santa Rosa Beach, Fla. (South Walton HS)
2	TJ Robinson	S	6-3	194	Sr./So.	Riverview, Fla. (Riverview HS/Rutgers)
32	CJ Ross	LB	5-11	211	So./RSFr.	Jacksonville, Fla. (Trinity Christian Academy)
19	Jonathan Ross	DE	6-3	243	Gr./Jr.	Waldorf, Md. (St. Charles HS/Bowie State)
53	De'Juan Sease	DT	6-2	282	Sr./Jr.	Bamberg, S.C. (Bamberg-Ehrhardt HS/Allen University)
29	Zack Sessa	K	6-0	187	So./Fr.	Venice, Fla. (Venice HS/Florida/Georgia Southern)
32	Spencer Shrader	K	6-2	190	Sr./Jr.	Lithia, Fla. (Newsome HS)
17	Jhalyn Shuler	LB	6-1	220	Jr./Jr.	Abbeville S.C. (Abbeville HS/Coffeyville CC)
33	Timarcus "T-Mac" Simpson	S	5-11	190	Sr./Jr.	Tampa, Fla. (Sickles HS/Eastern Michigan)
55	Colby Smith	DT	6-3	269	So./RSFr.	Neptune Beach, Fla. (Fletcher HS)
13	Gunnar Smith	QB	6-4	205	Fr./Fr.	Lake Mary, Fla. (Lake Mary HS)
18	Jordan Smith	QB	6-1	180	Jr./RSFr.	Lake City, Fla. (Columbia HS)
31	Pierce Stainton	P	6-2	190	Fr./Fr.	Sarasota, Fla. (Cardinal Mooney HS)
14	Dequan Stanley	WR	5-10	176	So./RSFr.	St. Augustine, Fla. (St. Augustine HS)
36	Andrew Stokes	P	6-5	232	So./So.	Perth, Australia (ProKick)
21	Jaelen Stokes	S	6-1	190	So./So.	Auburndale, Fla. (Auburndale HS)
94	Keeon Terrell	DE	6-3	254	So./RSFr.	Fort Myers, Fla. (Fort Myers HS)
19	Yusuf Terry	WR	6-3	180	Sr./So.	Philadelphia, Pa. (Imhotep Charter HS/Baylor)
35	Chris Thomas	S	6-0	181	Fr./Fr.	Bradenton, Fla. (Southeast HS)
20	Javohn Thomas	WR	6-3	191	Fr./Fr.	Tampa, Fla. (Sickles HS)
18	Ray Thornton III	S	6-1	206	Sr./So.	Columbus, Ga. (Central HS/Clemson)
25	Christopher Townsel	S	6-2	188	Jr./So.	Deerfield Beach, Fla. (Dearfield Beach HS)
78	Alec Valet	OL	6-3	265	Gr./RSFr.	Titusville, Fla. (Astronaut HS/Jacksonville Univ.)
40	Jason Vaughn	DE	6-5	246	Gr./Jr.	Miami, Fla. (Advance Prep Acad.)
37	Trey Wagner	WR	6-1	175	Fr./Fr.	Greenville, S.C. (Christ School)
26	Tavin Ward	CB	6-1	190	Fr./Fr.	Fort Myers, Fla. (North Fort Myers HS)
10	Xavier Weaver	WR	6-1	180	Sr./Jr.	Orlando, Fla. (Orlando Christian Prep)
4	Christian Williams	CB	6-1	185	Sr./Jr.	Daphne, Ala. (Daphne HS/Miami)
44	Jacquez Williams	DT	6-2	293	Fr./Fr.	Savannah, Ga. (Jenkins HS)
8	Latrell Williams	WR	5-11	188	Gr./Sr.	Lake City, Fla. (Columbia HS/Independence CC/Tennessee)
14	Michael Williams II	DE	6-3	247	Fr./Fr.	Farmington Hills, Mich. (West Bloomfield HS)
23	Holden Willis	WR	6-4	210	So./So.	Greenback, Tenn. (Greenback School)
6	Rashawn Yates	DE	6-3	282	Gr./Sr.	Port St. Lucie, Fla. (Treasure Coast HS)
26	Yasias Young	RB	5-9	187	Jr./RSFr.	Fort Myers, Fla. (Fort Myers HS)

NUMERICAL

33	T-Mac Simpson, S
34	Joshua Green, CB
35	Bailey Purcell, WR
35	Chris Thomas, S
36	Treson Everett, WR
36	Andrew Stokes, P
37	Trey Wagner, WR
38	Sean Atkins, WR
39	John Cannon, K
40	Jason Albritton, RB
40	Jason Vaughn, DE
41	Colin McCreary, P
42	Lewai Mitchell, S
44	Jacquez Williams, DL
46	Dylan Ridolph, LB
47	Connor Gordon, LS
48	Andrew Beardall, LS
49	Kanaan Jones, S
50	Bryce Bernard, LS
53	Drew Cornelius, OL
53	De'Juan Sease, DT
54	Amer Amer, LB
55	Colby Smith, OL
57	Joshua Blanchard, OL
58	Reggie Johnson II, LB
59	Johnny Eaton, LB
61	Gannon Lanning, OL
63	Brock Parry, OL
64	Demetris Harris, OL
65	Mike Lofton, OL
67	Demontrey Jacobs, OLL
71	Derrell Bailey, OL
72	Cole Best, OL
73	Donovan Jennings, OL
74	Brad Cecil, OL
75	Andrew Kilfoyl, OL
77	Zach Perkins, OL
78	Alec Valet, OL
79	Dustyn Hall, OL
80	Jayson Littlejohn, TE
81	Garret Reynolds, WR
82	Jackson Long, TE
83	Logan Berryhill, WR
84	Cade Roberts, WR
85	Christian Helms, WR
86	Chris Mottillo, TE
87	Gunnar Greenwald, TE
88	Chris Carter, TE
89	Collin Affleck, TE
90	Rashad Cheney Jr., DL
93	Jhalin Hobbs, DL
94	Keeon Terrell, DE
95	Bayron Matos, DE
96	Chad Elder, DE
98	Danny Gonzalez, DT
99	Darrien Grant, DE

USF DRIVE CHART

DISPLAYED USF/OPPONENT	Possessions	TDs	FGs		Fumble	Int.	Safety	Punt	Turnover on Downs	End of Half	End of Game	70+ yard Drives	3 and Out
			Made	Missed									
@NC State	12/13	0/6	0/1	0/0	0/0	3/1	0/0	8/3	1/0	0/1	0/1	1/4	6/1
vs. Florida	14/15	2/6	2/0	0/0	0/0	1/2	0/0	7/3	2/2	0/1	0/1	1/3	4/4
vs. Florida A&M	14/15	5/2	1/1	0/2	1/1	0/0	0/0	6/5	1/3	0/0	0/1	3/1	4/5
@BYU	8/8	3/5	2/0	0/1	2/2	0/0	0/0	2/1	0/0	0/1	0/1	2/3	2/0
@SMU	12/11	2/5	1/2	0/0	1/0	0/1	0/0	6/3	0/0	1/0	1/0	2/2	3/1
vs. Tulsa	11/14	2/4	1/2	0/0	1/1	0/2	0/0	4/3	3/1	1/0	0/1	1/2	3/1
vs. Temple	9/9	4/2	2/0	0/0	1/0	0/2	0/0	0/4	1/0	0/1	1/0	3/2	0/2
@ECU	12/10	2/3	0/1	0/1	1/3	3/0	0/0	3/2	2/0	1/0	0/1	2/4	1/1
vs. Houston	13/15	4/7	0/1	0/0	0/0	2/0	0/1	5/6	0/0	1/0	0/1	2/3	4/2
vs. Cincinnati	11/12	4/6	0/1	0/0	1/2	2/1	0/0	3/2	0/0	0/0	1/0	3/4	0/0
@ Tulane	13/13	2/6	0/1	1/1	1/0	1/1	0/0	7/3	0/0	0/1	1/0	0/4	5/1
@UCF	11/10	1/2	2/1	1/1	0/0	0/0	0/0	5/5	0/0	1/0	1/0	2/0	3/4
TOTALS	140/145	29/54	11/11	2/6	9/9	12/10	0/1	56/40	10/6	5/5	5/7	22/32	35/22

USF SCORING DRIVES

QT When Score Play
at NC STATE (0 TD & 0 FG)

None

FLORIDA (2 TD & 2 FG)

1st.....4:45.....3-7..... Shrader 25-yard FG..... 17 plays-75 yards, TOP 6:06
 3rd.....9:18.....6-35..... Shrader 32-yard FG..... 4 plays- 4 yards, TOP 1:04
 3rd.....4:41.....13-35..... Mangham 1-yard TD Run..... 5 plays-43 yards, TOP 1:31
 4th.....4:22.....20-42..... Mangham 2-yard TD Run..... 5 plays-27 yards, TOP 1:46

FLORIDA A&M (5 TD & 1 FG)

1st.....9:39.....3-0..... Shrader 49-yard FG..... 4 plays-5 yards, TOP 1:26
 1st.....3:43.....10-3..... Mangham 2-yard TD Run..... 8 plays-75 yards, TOP 3:44
 2nd.....13:47.....17-3..... McClain to Weaver 9-yard TD Pass..... 10 plays-49 yards, TOP 3:23
 2nd.....3:31.....24-3..... Mangham 4-yard TD Run..... 7 plays-26 yards, TOP 2:25
 3rd.....2:02.....31-10..... Mangham 9-yard TD Run..... 6 plays-87 yards, TOP 2:43
 4th.....00:18.....38-17..... Young 1-yard TD Run..... 4 plays-14 yards, TOP 1:55

at BYU (3 TD & 2 FG)

2nd.....12:41.....3-21..... Shrader 29-yard FG..... 13 plays-69 yards, TOP 6:35
 2nd.....4:57.....6-21..... Shrader 42-yard FG..... 12 plays-62 yards, TOP 5:07
 3rd.....7:25.....13-28..... Weaver 3-yard TD Run..... 14 plays-75 yards, TOP 7:35
 3rd.....3:03.....20-35..... Mangham 2-yard TD Run..... 6 plays-54 yards, TOP 2:30
 4th.....5:41.....27-35..... Mangham 1-yard TD Run..... 19 plays-94 yards, TOP 9:05

at SMU (2 TD & 1 FG)

2nd.....4:37.....3-17..... Shrader 29-yard FG..... 14 plays-63 yards, TOP 7:28
 3rd.....12:50.....10-17..... Mangham 1-yard TD Run..... 7 plays-75 yards, TOP 2:10
 3rd.....0:29.....17-27..... Mangham 1-yard TD Run..... 10 plays-75 yards, TOP 3:56

TULSA (2 TD & 1 FG)

1st.....10:51.....3-0..... Shrader 44-yard FG..... 8 plays-48 yards, TOP 4:09
 2nd.....12:55.....10-3..... Mangham 1-yard TD Run..... 4 plays-12 yards, TOP 1:56
 3rd.....4:30.....31-20..... McClain 8-yard TD Run..... 10 plays-81 yards, TOP 4:33

TEMPLE (4 TD & 2 FG)

2nd.....14:19.....7-0..... Mangham 1-yard TD Run..... 19 plays-80 yards, TOP 9:04
 2nd.....4:47.....14-0..... McClain to Gregory 4-yard TD Pass..... 12 plays-93 yards, TOP 5:13
 2nd.....00:19.....17-7..... Shrader 26-yard FG..... 11 plays-66 yards, TOP 4:19
 3rd.....8:17.....20-14..... Shrader 52-yard FG..... 9 plays-43 yards, TOP 2:50
 3rd.....2:41.....27-14..... Joiner 2-yard TD Run..... 9 plays-67 yards, TOP 3:59
 4th.....11:07.....34-14..... Mangham 1-yard TD Run..... 9 plays-73 yards, TOP 4:13

at ECU (2 TD & 0 FG)

2nd.....8:43.....7-6..... Mangham 24-yard TD Run..... 6 plays-87 yards, TOP 2:45
 2nd.....8:12.....14-6..... Marsh to Weaver 13-yard TD Pass..... 3 plays-25 yards, TOP 00:25

HOUSTON (4 TD & 0 FG)

1st.....6:44.....14-7..... Battie 29-yard TD Run..... 5 plays-75 yards, TOP 1:51
 2nd.....10:19.....21-12..... McClain to Brinkman 33-yard TD Pass..... 10 plays-75 yards, TOP 4:33
 3rd.....6:58.....35-40..... McClain to Carter 14-yard TD Run..... 11 plays-65 yards, TOP 3:05
 4th.....3:59.....42-47..... McClain 11-yard TD Run..... 9 plays-60 yards, TOP 2:34

CINCINNATI (4 TD & 0 FG)

1st.....7:08.....7-0..... Mangham 2-yard TD Run..... 1 play-2 yards, TOP 0:05
 3rd.....6:39.....14-31..... Mangham 1-yard TD Run..... 12 plays-75 yards, TOP 5:09
 3rd.....3:48.....21-31..... McClain to Horn Jr. 80-yard TD Pass..... 1 play-80 yards, TOP 0:13
 4th.....6:14.....28-38..... McClain 2-yard TD Run..... 16 plays-98 yards, TOP 5:13

at TULANE (2 TD & 0 FG)

1st.....12:35.....7-0..... Joiner Jr. 24-yard TD Run..... 8 play-65 yards, TOP 2:25
 4th.....5:37.....14-45..... Fortin 9-yard TD Run..... 14 plays-66 yards, TOP 5:37

at UCF (1 TD & 2 FG)

1st.....6:11.....7-7..... McClain 5-yard TD Run..... 12 plays, 72 yards, TOP 6:11
 3rd.....8:53.....10-14..... Shrader 41-yard FG..... 12 plays, 52 yards, TOP 6:07
 3rd.....3:17.....13-14..... Shrader 36-yard FG..... 9 plays, 38 yards, TOP 4:44

SCORING DRIVES OF 75 YDS OR MORE: 14 (13 TD, 1 FG)

SCORING DRIVES 6:00 OR MORE: 8 (4 TD, 4 FG)

SCORING DRIVES 3:00 OR LESS: 6 (6 TD; - FG)

SCORING DRIVES 2:00 OR LESS: 5 (3 TD; 2 FG)

SCORING DRIVES 1:00 OR LESS: 3 (3 TD; - FG)

LONG DRIVES:

Longest by PLAYS:

19 plays (19 plays; 94 yards; 9:05, TD, at BYU) - McClain QB

19 plays (19 plays; 80 yards; 9:04, TD vs. Temple) - McClain QB

Longest by YARDS:

98 Yards (16 plays; 98 yards; 5:13, TD, vs. Cincinnati) - McClain QB

Longest by TIME:

9:05 (19 plays; 94 yards; 9:05, TD, at BYU) - McClain QB

DEFENSE/SPECIAL TEAMS TOUCHDOWNS: 4
DEFENSIVE SCORING PLAYS

TULSA

2nd.....Brian Battie 100-yard kickoff return

2nd.....Antonio Grier 69-yard INT return

HOUSTON

1st.....Brian Battie 100-yard kickoff return

2nd.....Brian Battie 100-yard kickoff return

LONGEST DRIVES IN PROGRAM HISTORY:

Longest by PLAYS:

21 plays (75 yards; 5:58, TD) at SMU on 11/23/2013

Longest by YARDS:

99 Yards (13 plays, 5:19, TD) at FIU on 9/20/2008

Longest by TIME:

9:58 (17 plays, 96 yards, TD) at Florida on 9/11/2010

2021 GAME-BY-GAME TEAM STATISTICS

GAME	FINAL SCORE	QUARTERS					1st DOWNS			RUSHING			PASSING			TOT OFF			PUNTS			PENALTY			3RD 4TH RED			SACKS			FIELD			POSSESSION TIME				
		1	2	3	4	OT	R-P	PE	TOT	NO	YDS	TD	C-A	I	YDS	TD	YDS	NO	AVG	FUM	FL	NO	YDS	DN	DN	ZONE	NO	YDS	GOALS	1	2	3	4	TOT				
USF	0	0	0	0	0	-	7-6-2	15	32-104-0	14-33	167	0	271	8-45.1	2-0	6-70	3-16	0-1	0-2	1-7	0-0	6:16	8:43	8:01	7:48	30:48												
at NC State	45	10	14	14	7	-	11-13-3	27	40-293-4	17-26	232	2	525	3-42.7	0-0	3-25	8-13	1-1	5-5	0-0	1-1	8:44	6:17	6:59	7:12	29:12												
USF	20	3	0	10	7	-	8-9-3	20	41-95-2	17-30-1	188	2	283	7-39.7	2-0	2-30	5-17	0-2	4-4	1-8	2-2	11:12	5:35	6:15	6:16	29:18												
FLORIDA	42	14	21	0	7	-	13-12-1	26	44-363-3	17-25-2	303	6	666	3-45.7	0-0	4-45	4-12	1-3	1-2	1-5	0-0	3:48	9:25	8:45	8:44	30:42												
USF	38	10	14	7	7	-	10-8-0	18	46-241-4	12-26-0	163	5	404	6-36.8	3-1	5-55	6-15	0-1	5-6	1-2	1-1	10:18	7:42	6:00	6:22	30:22												
FLORIDA A&M	17	3	0	7	7	-	5-14-1	20	29-132-1	25-49-0	248	2	380	5-38.4	4-1	8-50	5-16	1-4	1-2	2-18	1-3	4:42	7:18	9:00	8:38	29:38												
USF	27	0	6	14	7	-	13-8-2	23	48-181-3	17-24-0	186	3	367	2-48.0	2-1	4-30	6-15	4-5	4-4	0-0	2-2	7:48	8:32	10:12	9:05	35:37												
at BYU	35	21	7	7	0	-	9-11-1	21	25-138-2	20-25-0	305	5	443	1-53	2-1	5-49	2-7	2-2	4-5	1-1	0-1	7:12	6:28	4:48	5:55	24:23												
USF	17	0	3	14	0	-	6-11-2	19	37-113-2	14-22-0	223	2	336	6-32.3	1-1	8-75	2-11	1-1	3-4	0-0	1-1	4:43	8:44	8:07	5:37	27:11												
at SMU	41	10	7	10	14	-	11-16-3	30	40-162-1	29-42-1	301	5	463	3-44.3	1-0	4-40	9-16	1-1	6-6	2-21	1-1	10:17	6:16	6:53	9:23	32:49												
USF	31	3	21	7	0	-	5-7-1	13	31-113-2	11-26-0	155	2	268	4-41.2	1-1	5-47	3-11	0-3	2-2	0-0	1-1	9:03	3:43	8:01	4:31	25:18												
TULSA	32	3	17	0	12	-	15-14-2	31	49-269-2	22-39-2	266	4	535	3-54.3	2-1	5-50	5-16	1-2	5-5	3-14	2-2	5:57	11:17	6:59	10:29	34:42												
USF	34	0	17	10	7	-	27-6-1	34	73-421-3	15-21-0	105	3	526	0-0	4-1	3-30	5-14	4-6	5-7	1-7	2-2	13:38	10:13	7:18	13:26	44:35												
TEMPLE	14	0	7	7	0	-	2-6-0	8	14-48-1	12-21-2	183	2	231	4-37.5	0-0	6-56	2-7	0-0	1-2	0-0	0-0	1:22	4:47	7:42	1:34	15:25												
USF	14	0	14	0	0	-	7-11-1	19	30-199-1	15-30-3	192	2	391	3-42.0	1-1	5-53	0-7	2-4	1-3	1-3	0-0	6:31	4:14	5:32	5:15	21:32												
at ECU	29	0	6	13	10	-	16-13-1	30	51-251-2	21-35-1	220	3	471	2-27.0	4-3	4-30	6-17	5-6	3-4	0-0	1-2	8:29	10:46	9:28	9:45	38:28												
USF	42	14	14	7	7	-	8-14-1	23	27-110-2	22-46-2	289	6	399	5-44.2	0-0	6-36	8-16	0-2	2-3	2-9	0-0	4:02	10:11	7:29	5:11	26:53												
HOUSTON	54	9	17	21	7	-	9-19-2	30	39-261-4	21-26-0	385	7	646	6-42.2	0-0	7-75	3-10	0-0	5-5	0-0	1-1	10:58	4:49	7:31	9:49	33:07												
USF	28	7	0	14	7	-	8-10-3	21	38-101-3	16-30-2	245	4	346	3-25.3	4-2	4-40	7-13	1-1	3-3	1-10	0-0	9:16	4:34	5:22	8:18	27:30												
CINCINNATI	45	7	17	7	14	-	11-17-2	30	36-202-4	31-40-1	304	6	506	2-44.5	2-2	8-70	5-11	2-3	5-6	3-16	1-1	5:44	10:26	9:38	6:42	32:30												
USF	14	7	0	0	7	-	13-5-0	18	40-123-2	20-36-1	174	2	297	7-37.7	4-1	5-42	7-18	2-2	1-1	1-7	0-1	9:26	8:11	7:57	5:42	31:16												
at Tulane	45	28	7	7	3	-	9-10-0	19	35-190-3	19-24-1	311	6	501	3-46.3	2-0	0-0	5-11	0-0	4-5	5-42	1-2	5:34	6:49	7:03	8:50	28:16												
USF	13	7	0	6	0	-	8-12-1	21	44-90-1	18-30-0	222	0	312	5-36.2	1-0	8-45	6-16	2-2	3-4	0-0	2-4	8:00	8:59	11:47	6:23	35:09												
at UCF	17	7	7	0	3	-	7-5-0	12	27-173-1	15-27-0	112	1	285	5-40.8	0-0	7-50	5-13	0-0	3-5	6-61	1-3	7:00	6:01	3:13	8:37	24:51												

USF EXPLOSIVE PLAYS (20+ YARDS)

RUSHING	15-20	20-29	30-39	40-49	50-59	60-69	70-79	80-89	90-99	TOTAL
Kelley Joiner	1	4	-	1	-	-	-	-	-	6
Jaren Mangham	2	2	-	-	-	-	-	-	-	5
Brian Battie	-	2	-	1	-	-	-	-	-	3
Timmy McClain	-	3	-	-	-	-	-	-	-	3
Darrian Felix	1	-	-	-	-	-	-	-	-	1
TOTALS	3	11	-	2	-	-	-	-	-	15
RECEIVING	15-20	20-29	30-39	40-49	50-59	60-69	70-79	80-89	90-99	TOTAL
Xavier Weaver	4	6	3	3	-	-	-	-	-	16
Jimmy Horn Jr.	1	3	2	-	-	-	-	1	-	7
Demarcus Gregory	-	1	1	-	-	-	-	-	-	2
Mitch Brinkman	-	-	2	-	-	-	-	-	-	2
Holden Willis	-	1	1	-	-	-	-	-	-	2
Jaren Mangham	-	-	1	-	-	-	-	-	-	1
Brian Battie	-	1	-	-	-	-	-	-	-	1
Latrell Williams	-	-	-	1	-	-	-	-	-	1
Omarion Dollison	1	-	-	-	-	-	-	-	-	1
Sean Atkins	-	1	-	-	-	-	-	-	-	1
Yusef Terry	-	1	-	-	-	-	-	-	-	1
TOTALS	3	13	8	4	-	-	-	1	-	29
PASSING	15-20	20-29	30-39	40-49	50-59	60-69	70-79	80-89	90-99	TOTAL
Timmy McClain	5	10	9	4	-	-	-	1	-	29
Cade Fortin	1	3	-	-	-	-	-	-	-	4
Katravis Marsh	-	1	1	-	-	-	-	-	-	2
TOTALS	3	13	8	4	-	-	-	1	-	29

COMBINED EXPLOSIVE PLAYS

Timmy McClain: 32 (29 passing, 3 rushing)
 Xavier Weaver: 16 (16 receiving)
 Kelley Joiner: 6 (6 rushing)
 Jimmy Horn Jr.: 7 (7 receiving)
 Jaren Mangham: 6 (5 rushing; 1 receiving)
 Brian Battie: 4 (1 receiving, 3 rushing)

Cade Fortin: 4 (4 passing)
 Mitchell Brinkman: 2 (2 receiving)
 Demarcus Gregory: 2 (2 receiving)
 Katravis Marsh: 2 (2 passing)
 Holden Willis: 2 (2 receiving)
 Darrian Felix: 1 (1 rushing)
 Latrell Williams: 1 (1 receiving)
 Omarion Dollison: 1 (1 receiving)
 Sean Atkins: 1 (1 receiving)

USF EXPLOSIVE PLAYS (15+ YARDS)

EXPLOSIVE PLAY BREAKDOWN

USF TOTAL (Run & Pass): 83 (29 RUN, 56 PASS)

USF GAME HIGH: 10 (5 RUN; 5 PASS) vs. FAMU

OPP. GAME HIGH: 18, (5 RUN; 13 PASS) vs. Houston

USF

Long Pass: 80, McClain to Horn Jr. vs. Cincinnati

Long Run: 47, Kelley Joiner Jr. at ECU

Long Punt Return: 45, Xavier Weaver, vs. Florida

Long Kickoff Return: 100, Brian Battie, (3x) last vs. HOU

Long INT Return: 69, Antonio Grier, vs. Tulsa

OPPONENT

Long Pass: 75, A. Richardson to J. Copeland, vs. Florida

Long Run: 97, Ta'Zhawyn, vs. Houston

Long Def: 33, Macon Clark at Tulane

AT NC STATE (6)

1st 16 RUN Darrian Felix at NC State
2nd 44 PASS McClain to Weaver at NC State
3rd 29 PASS McClain to Weaver at NC State
3rd 31 PASS McClain to Brinkman at NC State
4th 17 RUN Jaren Mangham at NC State
4th 20 PASS Fortin to Battie at NC State

FLORIDA (4)

1st 16 PASS Fortin to Dollison vs. Florida
1st 24 PASS Fortin to Weaver vs. Florida
3rd 23 PASS McClain to Atkins vs. Florida
4th 44 PASS McClain to Weaver vs. Florida

FLORIDA A&M (10)

1st 27 RUN Timmy McClain vs. FAMU
1st 31 PASS McClain to Weaver vs. FAMU
1st 17 RUN Brian Battie vs. FAMU
1st 40 PASS McClain to L. Williams vs. FAMU
3rd 17 PASS McClain to Weaver vs. FAMU
3rd 15 RUN Brian Battie vs. FAMU
3rd 15 PASS McClain to Brinkman vs. FAMU
3rd 42 RUN Brian Battie vs. FAMU
3rd 15 PASS McClain to Dollison vs. FAMU
4th 18 RUN Brian Battie vs. FAMU

AT BYU (7)

1st 20 PASS McClain to Weaver at BYU
1st 18 RUN Timmy McClain at BYU
2nd 16 RUN Jaren Magham at BYU
3rd 17 PASS McClain to Gregory at BYU
3rd 26 PASS McClain to Weaver at BYU
4th 17 PASS McClain to Gregory at BYU
4th 17 PASS McClain to Weaver at BYU

AT SMU (8)

1st 24 RUN Brian Battie at SMU
2nd 19 PASS McClain to Horn Jr. at SMU
2nd 37 PASS McClain to Horn Jr. at SMU
3rd 17 PASS McClain to Weaver at SMU
3rd 18 RUN Timmy McClain at SMU
3rd 27 PASS McClain to Gregory at SMU
3rd 34 PASS McClain to Horn Jr. at SMU
4th 18 PASS McClain to Dollison at SMU

TULSA (5)

1st 22 PASS McClain to Waver vs. Tulsa
1st 24 PASS McClain to Terry vs. Tulsa
2nd 17 RUN Jaren Mangham vs. Tulsa
3rd 18 RUN Jaren Mangham vs. Tulsa
3rd 36 PASS McClain to Gregory vs. Tulsa

TEMPLE (8)

1st 17 RUN Kelley Joiner vs. Temple
2nd 24 PASS McClain to Horn Jr. vs. Temple
2nd 21 RUN Timmy McClain vs. Temple
2nd 15 RUN Kelley Joiner vs. Temple
3rd 25 RUN Kelley Joiner vs. Temple
3rd 24 RUN Jaren Mangham vs. Temple

3rd 19 RUN Brian Battie vs. Temple
3rd 18 RUN Brian Battie vs. Temple

AT ECU (6)

2nd 47 RUN Kelley Joiner at ECU
2nd 24 (TD) RUN Jaren Mangham at ECU
3rd 22 RUN Kelley Joiner at ECU
4th 22 PASS Marsh to Weaver at ECU
4th 33 PASS Marsh to Weaver at ECU
4th 15 PASS Marsh to Miller at ECU

HOUSTON (9)

1st 40 PASS McClain to Weaver vs. Houston
1st 29 (TD) RUN Brian Battie vs. Houston
2nd 16 PASS McClain to Miller vs. Houston
2nd 15 PASS McClain to Weaver vs. Houston
2nd 33 (TD) PASS McClain to Brink vs. Houston
2nd 24 PASS McClain to Horn vs. Houston
2nd 19 PASS McClain to Joiner vs. Houston
3rd 15 PASS McClain to Weaver vs. Houston
4th 15 PASS McClain to Dollison vs. Houston

CINCINNATI (4)

3rd 23 PASS McClain to Weaver vs. Cincinnati
3rd 80 (TD) PASS McClain to Horn vs. Cincinnati
4th 22 RUN Timmy McClain vs. Cincinnati
4th 32 PASS McClain to Willis vs. Cincinnati

AT TULANE (8)

1st 18 PASS McClain to Brinkman at Tulane
1st 19 PASS McClain to Horn Jr. at Tulane
1st 24 (TD) RUN Joiner Jr. at Tulane
2nd 20 RUN Joiner Jr. at Tulane
2nd 19 PASS McClain to Gregory at Tulane
3rd 16 RUN Joiner Jr. at Tulane
4th 15 PASS Fortin to Battie at Tulane
4th 20 PASS Fortin to Atkins at Tulane

AT UCF (8)

1st 18 PASS McClain to Weaver at UCF
1st 15 RUN Mangham at UCF
3rd 17 PASS McClain to Weaver at UCF
3rd 25 PASS McClain to Horn at UCF
3rd 18 RUN Mangham at UCF
4th 16 PASS McClain to Horn at UCF
4th 30 PASS McClain to Mangham at UCF
4th 35 PASS McClain to Weaver at UCF

25-YARD + EXPLOSIVE PLAYS BY LENGTH

▼ 50 + YARD PLAYS ▼

QT LENGTH.TYPE... PLAYER OPP
3rd 80 PASS McClain to Horn TD ... vs. Cincinnati

▼ LESS THAN 50 YARD PLAYS ▼

QT LENGTH.TYPE... PLAYER OPP
2nd 47 RUN Kelley Joiner at ECU
4th 44 PASS McClain to Weaver vs. Florida
2nd 44 PASS McClain to Weaver at NC State
3rd 42 RUN Brian Battie vs. FAMU
1st 40 PASS McClain to Weaver vs. Houston
1st 40 PASS McClain to L. Williams vs. FAMU
2nd 37 PASS McClain to Horn Jr. at SMU
3rd 36 PASS McClain to Gregory vs. Tulsa
4th 35 PASS McClain to Weaver at UCF
3rd 34 PASS McClain to Horn Jr. at SMU
2nd 33 PASS McClain to Brink TD vs. Houston
4th 33 PASS Marsh to Weaver at ECU
4th 32 PASS McClain to Willis vs. Cincinnati
1st 31 PASS McClain to Weaver vs. FAMU
3rd 31 PASS McClain to Brinkman at NC State
4th 30 PASS McClain to Mangham at UCF
1st 29 RUN Brian Battie TD vs. Houston
3rd 29 PASS McClain to Weaver at NC State
1st 27 RUN Timmy McClain vs. FAMU
3rd 27 PASS McClain to Gregory at SMU
3rd 26 PASS McClain to Weaver at BYU
3rd 25 PASS McClain to Horn at UCF
3rd 25 RUN Kelley Joiner vs. Temple

▼ LONG PLAYS FOR TOUCHDOWNS

3rd 80 (TD) PASS McClain to Horn TD ... vs. Cincinnati
2nd 33 (TD) PASS McClain to Brinkman vs. Houston
1st 29 (TD) RUN Brian Battie vs. Houston
1st 24 (TD) RUN Joiner Jr. TD at Tulane
2nd 24 (TD) RUN Jaren Mangham at ECU

TOTAL 15+ FOR TD: 4
GAME HIGH 15+ YARD PLAYS FOR TD: 2

▼ 25+ YARD SPECIAL TEAMS &

DEFENSIVE PLAYS ▼

2nd 100 (TD) KICK RET .. Brian Battie vs. Houston
1st 100 (TD) KICK RET .. Brian Battie vs. Houston
2nd 100 (TD) KICK RET .. Brian Battie vs. Tulsa
2nd 69 (TD) .. INT RET Antonio Grier vs. Tulsa
1st 61 INT RET Christian Williams vs. Cincinnati
3rd 50 INT RET Mekhi LaPointe vs. Florida
3rd 50 INT RET Mekhi LaPointe vs. Florida
2nd 45 KICK RET Brian Battie at Tulane
3rd 38 INT RET Brock Nichols vs. Florida
2nd 33 KICK RET Brian Battie at NC State
2nd 29 PUNT RET Xavier Weaver .. vs. Florida A&M
4th 27 KICK RET .. Brian Battie at UCF
2nd 27 INT RET Matthew Hill at NC State
1st 26 KICK RET .. Brian Battie at UCF

GAME-BY-GAME TACKLES

Player	S-A	Total	NCSU	UF	FAMU	BYU	SMU	Tulsa	Temple	ECU	UH	UC	Tulane	UCF
Antonio Grier	52-40	92	3-5	3-4	0-1	2-3	3-7	6-1	2-1	5-7	8-4	13-1	2-2	5-4
Vincent Davis	43-25	68	1-0	7-1	3-0	2-4	4-4	9-4	-	3-4	2-0	4-4	1-1	7-3
Dwayne Boyles	36-32	68	3-4	4-4	2-3	2-2	5-5	3-1	4-2	7-7	1-1	4-1	-	1-2
Daquan Evans	43-16	59	4-3	3-0	7-0	5-3	5-0	5-3	-	DNP	4-1	2-2	6-0	2-4
Mekhi LaPointe	38-21	59	2-5	1-0	DNP	1-2	3-1	5-2	3-0	5-5	6-1	4-0	5-2	3-3
Matthew Hill	33-17	50	2-5	4-0	6-2	2-2	9-2	3-2	2-1	1-2	3-1	DNP	1-0	DNP
Andrew Mims	15-24	39	2-12	3-3	1-1	2-1	1-2	1-3	-	-	2-1	2-1	1-0	-
Thad Mangum	16-18	34	1-4	2-3	1-0	1-1	1-2	1-2	1-1	1-1	3-1	0-1	4-0	0-2
TJ Robinson	26-5	31	2-2	4-0	4-0	1-1	-	3-0	1-1	6-1	1-0	3-0	1-0	DNP
Blake Green	19-12	31	0-2	2-1	2-1	0-1	1-0	4-1	1-1	1-3	2-1	2-0	3-1	1-0
Damaurez Bellamy	17-13	30	DNP	3-0	4-1	1-2	2-3	1-1	0-1	0-1	1-1	DNP	2-3	3-0
Christian Williams	15-5	20	2-1	DNP	DNP	DNP	-	DNP	-	1-2	3-0	4-0	2-1	3-1
Jason Vaughn	15-4	19	DNP	-	3-1	2-0	2-0	3-1	-	3-0	0-2	1-0	1-0	-
Isaiah Cromarty	15-3	18	-	-	DNP	DNP	DNP	DNP	-	1-0	2-1	6-2	5-0	1-0
Kelvin Pinkney	12-6	18	DNP	-	1-0	-	1-2	2-0	1-0	3-4	1-0	-	1-0	2-0
Jayden Curry	11-7	18	DNP	4-1	-	-	DNP	3-2	-	3-2	0-1	-	1-0	0-1
Tramel Logan	8-7	15	-	1-0	0-2	DNP	-	-	1-0	3-5	1-0	1-0	1-0	-
Rashawn Yates	6-7	13	0-1	0-1	0-1	-	2-0	1-1	-	0-2	0-1	DNP	3-0	-
Kevin Kegler	7-4	11	2-1	-	1-1	1-0	-	DNP	-	1-0	2-2	-	-	-
Brock Nichols	7-3	10	1-1	2-1	2-0	1-1	DNP	DNP	-	-	-	-	DNP	1-0
Ryan Thaxton	6-2	8	-	-	1-1	1-0	0-1	1-0	-	DNP	1-0	2-0	DNP	DNP
Joshua Green	2-5	7	DNP	DNP	DNP	0-1	2-3	DNP	-	0-1	-	-	-	-
Darrien Grant	1-5	6	0-3	1-0	-	0-2	-	DNP	DNP	DNP	DNP	-	DNP	DNP
Logan Berryhill	3-1	4	DNP	-	0-1	-	1-0	-	-	-	1-0	-	1-0	-
Christopher Townsel	0-4	4	0-4	-	-	-	DNP	DNP	DNP	DNP	DNP	DNP	DNP	DNP
Timarcus Simpson	3-0	3	-	-	1-0	1-0	-	DNP	-	-	1-0	-	-	-
Brian Norris	2-1	3	-	0-1	DNP	-	DNP	DNP	DNP	DNP	1-0	-	1-0	-
Davon Hicks	2-1	3	DNP	-	DNP	DNP	DNP	DNP	-	-	1-1	1-0	DNP	-
Mychael Hamilton	2-0	2	DNP	1-0	-	-	1-0	DNP	-	-	DNP	DNP	-	-
Xavier Weaver	2-0	2	-	-	-	-	-	-	-	1-0	-	1-0	DNP	-
Jalen Herring	2-0	2	-	-	DNP	1-0	DNP	DNP	-	-	DNP	DNP	1-0	-
Brian Battie	2-0	2	-	-	-	1-0	-	1-0	-	-	-	-	-	-
Tyrone Barber	1-1	2	DNP	DNP	1-1	DNP	DNP	DNP	DNP	DNP	DNP	DNP	DNP	DNP
Jaalen Stokes	0-2	2	0-1	DNP	0-1	-	DNP	DNP	-	DNP	DNP	-	DNP	DNP
Mack Gresham	1-0	1	-	-	1-0	-	-	-	DNP	-	-	-	-	-
Dustyn Hall	1-0	1	-	-	-	-	-	-	-	1-0	-	-	-	-
Ben Knox	1-0	1	DNP	1-0	DNP	DNP	DNP	DNP	DNP	-	DNP	-	DNP	DNP
Chris Carter	1-0	1	-	-	-	-	-	-	1-0	-	-	-	-	-
Timmy McClain	1-0	1	-	-	-	-	-	-	-	DNP	-	-	1-0	-
Andrew Stokes	1-0	1	-	-	-	1-0	-	-	DNP	-	-	-	-	-
Mac Harris	1-0	1	-	-	DNP	DNP	1-0	DNP	-	DNP	DNP	DNP	DNP	DNP

GAME-BY-GAME TFL

PLAYER	@NC STATE	FLORIDA	FLORIDA A&M	@BYU	@SMU	TULSA	TEMPLE	@ECU	HOUSTON	CINC	@TULANE	@UCF	
GRIER, Antonio LB	8.0	1-7.0	-	-	-	1.0-4	1.0-5	1.0-7	1.0-4	2.5-4	-	1.5-6	
GREEN, Blake DT	4.5	-	1.0-8	0.5-1	-	-	-	0.5-1	1.0-7	-	0.5-2	1.0-2	
PINKNEY, Kelvin DT	4.0	-	-	-	0.5-1	-	-	1.5-3	-	-	1.0-1	1.0-2	
MANGUM, Thad DT	3.5	0.5-1	-	1.0-1	-	0.5-1	-	-	-	-	1.0-1	0.5-0	
BOYLES, Dwayne LB	3.0	-	-	-	0.5-1	1.5-5	-	1.0-9	-	-	-	-	
LaPOINTE, Mekhi DB	2.5	-	-	-	-	1.0-1	-	-	-	-	1.5-3	-	
EVANS, Daquan DB	2.5	-	-	-	-	1.0-3	-	-	-	-	1.0-2	0.5-2	
KEGLER, Kevin DT	2.5	0.5-1	-	-	-	-	-	1.0-3	1.0-4	-	-	-	
LOGAN, Tramel DT	2.0	-	-	-	-	-	-	1.0-1	-	1.0-10	-	-	
BELLAMY, Damaurez LB	2.0	-	-	2.0-5	-	-	-	-	-	-	-	-	
DAVIS, Vincent LB	1.5	-	-	-	0.5-1	-	-	-	-	-	-	1.0-1	
VAUGHN, Jason DT	1.5	-	-	0.5-1	-	1.0-5	-	-	-	-	-	-	
YATES, Rashawn DT	1.5	0.5-0	-	-	-	-	-	-	-	-	1.0-7	-	
GRANT, Darrien DE	1.0	0.5-1	-	-	0.5-1	-	-	-	-	-	-	-	
MIMS, Andrew LB	1.0	-	-	-	-	-	-	-	1.0-1	-	-	-	
CURRY, Jayden DB	0.5	-	-	-	-	-	-	-	-	-	-	0.5-1	
NORRIS, Brian LB	0.5	-	0.5-3	-	-	-	-	-	-	-	-	-	
CROMARTY, Isaiah DB	0.5	-	-	-	-	-	-	-	0.5-0	-	-	-	
TOTAL	42.0	3.0	1.5	4.0	1.0	7.0	1.0	2.0	5.0	6.0	1.0	6.0	6.0

2021 FINAL NCAA/CONFERENCE RANKINGS - TEAM

Statistic	National Conference		Value	National Leader	Value	Conference Leader		Value
	Rank	Rank				Value	Value	
3rd Down Conversion Pct (130 ranked)	107	10	0.343	Coastal Carolina	0.538	SMU		0.435
3rd Down Conversion Pct Defense (129 ranked)	75	8	0.396	Houston	0.257	Houston		0.257
4th Down Conversion Pct (130 ranked)	68	8	0.516	UCF	0.846	UCF		0.846
4th Down Conversion Pct Defense (130 ranked)	104	7	0.636	Utah St.	0.238	Houston SMU		0.433 0.433
Blocked Kicks (67 ranked)	67	6	1	Cincinnati Houston Old Dominion	6 6 6	Cincinnati Houston		6 6
Blocked Kicks Allowed (129 ranked)	1	1	0	29 teams tied	0	South Fla. Temple		0 0
Blocked Punts (32 ranked)			6	6 teams tied	4	Houston		4
Blocked Punts Allowed (129 ranked)	1	1	0	63 teams tied	0	4 teams tied		0
Completion Percentage (130 ranked)	120	10	0.540	Mississippi St.	0.736	Houston		0.669
Defensive TDs (62 ranked)	62	6	1	Middle Tenn. Nevada Ohio St.	6 6 6	5 teams tied		2
Fewest Penalties (130 ranked)	18	3	61	ULM	44	Navy		53
Fewest Penalties Per Game (130 ranked)	28	3	5.08	ULM	3.67	Navy		4.42
Fewest Penalty Yards (130 ranked)	27	4	553	ULM	384	Navy		434
Fewest Penalty Yards Per Game (130 ranked)	41	4	46.08	ULM	32.00	Navy		36.17
First Downs Defense (130 ranked)	111	11	288	Wisconsin	170	Navy		205
First Downs Offense (130 ranked)	91	8	243	Western Ky.	384	Houston		314
Fumbles Lost (128 ranked)	103	8	9	Nevada	1	Houston		2
Fumbles Recovered (125 ranked)	54	5	7	Middle Tenn.	15	Cincinnati		11
Kickoff Return Defense (130 ranked)	57	4	20.57	Michigan	12.14	Cincinnati		18.09
Kickoff Returns (130 ranked)	29	3	23.62	NC State	30.67	SMU		27.31
Net Punting (130 ranked)	121	11	35.91	Rutgers	45.25	Tulane		43.60
Passes Had Intercepted (129 ranked)	85	7	12	5 teams tied	3	Navy		3
Passes Intercepted (130 ranked)	60	6	10	Iowa	25	Cincinnati		19
Passing Offense (130 ranked)	101	9	192.4	Western Ky.	433.7	SMU		304.5
Passing Yards Allowed (130 ranked)	113	9	263.3	Washington	143.3	Cincinnati		169.2
Passing Yards per Completion (130 ranked)	73	8	12.09	Air Force	22.58	Navy		14.19
Punt Return Defense (130 ranked)	112	9	11.00	Coastal Carolina	0.00	Cincinnati		1.53
Punt Returns (130 ranked)	15	3	12.00	UCLA	20.00	Houston		14.62
Red Zone Defense (130 ranked)	62	7	0.827	Georgia	0.625	Cincinnati		0.690
Red Zone Offense (130 ranked)	108	9	0.767	Oklahoma	0.968	Houston		0.891
Rushing Defense (130 ranked)	118	10	207.2	Wisconsin	64.8	Houston		107.2
Rushing Offense (130 ranked)	71	8	158.5	Air Force	327.7	Navy		225.5
Sacks Allowed (130 ranked)	52	5	2.00	Army West Point	0.54	SMU		1.33
Scoring Defense (130 ranked)	117	10	34.7	Georgia	10.2	Cincinnati		16.9
Scoring Offense (130 ranked)	100	9	23.2	Ohio St.	45.7	SMU		38.4
Tackles for Loss Allowed (130 ranked)	69	5	5.83	Michigan	2.43	Cincinnati		3.64
Team Passing Efficiency (130 ranked)	124	11	107.56	Coastal Carolina	192.01	Cincinnati		157.89
Team Passing Efficiency Defense (130 ranked)	118	11	152.96	Cincinnati	103.36	Cincinnati		103.36
Team Sacks (129 ranked)	129	11	0.75	Oklahoma St.	4.07	Houston		3.14
Team Tackles for Loss (129 ranked)	122	11	3.9	Central Mich.	8.2	Cincinnati		7.2
Time of Possession (130 ranked)	50	5	30:27	Air Force	36:35	Navy		34:48
Total Defense (130 ranked)	123	11	470.6	Wisconsin	239.1	Houston		301.2
Total Offense (130 ranked)	102	9	350.9	Ohio St.	561.5	SMU		465.9
Turnover Margin (130 ranked)	93	9	-0.33	Nevada	1.31	Cincinnati		0.86
Turnovers Gained (129 ranked)	61	6	17	Middle Tenn.	32	Cincinnati		30
Turnovers Lost (130 ranked)	99	8	21	Colorado Toledo	7 7	Navy		8
Winning Percentage (127 ranked)	118	10	0.167	Georgia	0.933	Cincinnati		0.929

2021 FINAL NCAA/CONFERENCE RANKINGS - INDIVIDUAL

Statistic	Player	National Rank	Conference Rank	Value	National Leader	Value	Conference Leader	Value
All Purpose (200 ranked)	Brian Battie Xavier Weaver	122 136	9 15	86.75 83.40	Lew Nichols, Central Mich.	168.15	Jerome Ford, Cincinnati	118.38
Blocked Kicks (2 ranked)					Mannie Nunnery, Houston	3	Mannie Nunnery, Houston	3
Combined Kick Returns (200 ranked)	Brian Battie	18	4	650	Alan Lamar, Arkansas St.	1,333	Marcus Jones, Houston	884
Completion Percentage (110 ranked)	Timmy McClain	101	9	0.553	Will Rogers, Mississippi St.	0.739	Clayton Tune, Houston	0.682
Completions Per Game (100 ranked)	Timmy McClain	91	9	13.18	Will Rogers, Mississippi St.	38.85	Tanner Mordecai, SMU	25.67
Field Goal Percentage (114 ranked)	Spencer Shrader	19	2	0.846	Zack Long, Tulsa	0.957	Zack Long, Tulsa	0.957
Field Goals Per Game (136 ranked)	Spencer Shrader	88	6	0.92	Jonah Dalmas, Boise St.	2.17	Zack Long, Tulsa	1.69
Forced Fumbles (29 ranked)					Felix Anudike-Uzomah, Kansas St. Isaiah Foskey, Notre Dame Arron Mosby, Fresno St.	0.46 0.46 0.46	Michael Morris, Navy	0.42
Fumbles Recovered (22 ranked)	Dwayne Boyles	22	2	2	Jordan Lee, Nevada	5	Quadric Bullard, UCF	3
Interceptions Per Game (133 ranked)	Mekhi LaPointe	133	13	0.2	Ji'Ayir Brown, Penn St.	0.5	Ja'Quan McMillian, East Carolina	0.4
Kickoff Return TDs (13 ranked)	Brian Battie	1	1	3	Brian Battie, South Fla.	3	Brian Battie, South Fla.	3
Kickoff Returns (61 ranked)	Brian Battie	5	2	32.5	Zonovan Knight, NC State	34.4	Bryan Massey, SMU	34.3
Passes Defended (15 ranked)					Ja'Quan McMillian, East Carolina	1.8	Ja'Quan McMillian, East Carolina	1.8
Passing Efficiency (110 ranked)	Timmy McClain	101	9	116.8	Grayson McCall, Coastal Carolina	207.6	Desmond Ridder, Cincinnati	158.7
Passing TDs (160 ranked)	Timmy McClain	148	11	5	Bailey Zappe, Western Ky.	62	Tanner Mordecai, SMU	39
Passing Yards (130 ranked)	Timmy McClain	91	8	1,888	Bailey Zappe, Western Ky.	5,967	Tanner Mordecai, SMU	3,628
Passing Yards Per Game (130 ranked)	Timmy McClain	89	8	171.6	Bailey Zappe, Western Ky.	426.2	Tanner Mordecai, SMU	302.3
Passing Yards per Completion (110 ranked)	Timmy McClain	39	4	13.02	Max Bortenschlager, FIU	16.49	Seth Henigan, Memphis	14.14
Points Responsible For (200 ranked)	Jaren Mangham	152	14	90	Bailey Zappe, Western Ky.	394	Tanner Mordecai, SMU	248
Points Responsible For Per Game (200 ranked)	Jaren Mangham	147	14	7.5	Bailey Zappe, Western Ky.	28.1	Tanner Mordecai, SMU	20.7
Punt Return TDs (5 ranked)					4 players tied	2	Marcus Jones, Houston	2
Punt Returns (42 ranked)					Kalil Pimpleton, Central Mich.	19.1	Marcus Jones, Houston	14.4
Punting (90 ranked)	Andrew Stokes	87	8	39.0	Matt Araiza, San Diego St.	51.2	Ryan Wright, Tulane	47.5
Receiving TDs (171 ranked)					Jordan Addison, Pittsburgh Jerreth Sterns, Western Ky.	17 17	Nathaniel Dell, Houston	12
Receiving Yards (200 ranked)	Xavier Weaver	100	8	715	Jerreth Sterns, Western Ky.	1,902	Nathaniel Dell, Houston	1,329
Receiving Yards Per Game (200 ranked)	Xavier Weaver	49	5	71.5	Jerreth Sterns, Western Ky.	135.9	Calvin Austin III, Memphis	95.8
Receptions Per Game (197 ranked)	Xavier Weaver	115	9	4.1	Jerreth Sterns, Western Ky.	10.7	Ryan O'Keefe, UCF	6.5
Rush Yards Per Carry (149 ranked)	Jaren Mangham Timmy McClain	122 148	9 13	4.19 1.93	Devon Achane, Texas A&M	7.00	Tyjae Spears, Tulane	6.69
Rushing TDs (162 ranked)	Jaren Mangham	13	3	15	Rasheen Ali, Marshall Tyler Allgeier, BYU	23 23	Jerome Ford, Cincinnati	19
Rushing Yards (200 ranked)	Jaren Mangham	112	9	671	Lew Nichols, Central Mich.	1,848	Jerome Ford, Cincinnati	1,319
Rushing Yards Per Game (200 ranked)	Jaren Mangham Kelly Joiner Jr.	114 198	9 17	55.9 40.0	Lew Nichols, Central Mich.	142.2	Jerome Ford, Cincinnati	101.5
Sacks (141 ranked)					Andre Carter II, Army West Point	1.19	DeVere Levelston, SMU	0.54
Scoring (200 ranked)	Jaren Mangham Spencer Shrader	59 156	6 10	7.5 5.7	Rasheen Ali, Marshall	11.5	Jerome Ford, Cincinnati	9.2
Solo Tackles (26 ranked)					Chris Bergin, Northwestern	7.0	JJ Russell, Memphis	6.5
Tackles For Loss (24 ranked)					Will Anderson Jr., Alabama	2.3	Darius Hodges, Tulane	1.4
Total Interceptions (36 ranked)					Ji'Ayir Brown, Penn St. Verone McKinley III, Oregon JT Woods, Baylor	6 6 6	Marcus Jones, Houston Ja'Quan McMillian, East Carolina	5 5
Total Offense (200 ranked)	Timmy McClain	86	8	193.3	Bailey Zappe, Western Ky.	427.4	Tanner Mordecai, SMU	319.2
Total Points Scored (135 ranked)	Jaren Mangham	65	6	90	Rasheen Ali, Marshall	150	Jerome Ford, Cincinnati	120
Total Tackles (500 ranked)	Antonio Grier Vincent Davis Dwayne Boyles Daquan Evans Mekhi LaPointe Matthew Hill	78 287 287 326 326 392	8 23 23 27 27 31	7.7 5.7 5.7 5.4 5.4 5.0	Chris Bergin, Northwestern	11.8	JJ Russell, Memphis	10.2
Total Touchdowns (145 ranked)	Jaren Mangham	23	3	15	Rasheen Ali, Marshall	25	Jerome Ford, Cincinnati	20
Yards per Pass Attempt (110 ranked)	Timmy McClain	80	8	7.21	Grayson McCall, Coastal Carolina	11.92	Desmond Ridder, Cincinnati	8.61
Yards per Reception (200 ranked)	Xavier Weaver Jimmy Horn Jr.	33 152	1 13	17.44 13.60	Trea Shropshire, UAB	26.04	Xavier Weaver, South Fla.	17.44

TEAM STATISTICS

Team Statistics

	USF	OPP
Scoring	278	416
Points per game	23.2	34.7
Points Off Turnovers	45	78
First Downs	244	284
Rushing	120	118
Passing	107	150
Penalty	17	16
Rushing Yardage	1905	2482
Yards gained rushing	2262	2678
Yards lost rushing	357	196
Rushing attempts	487	429
Average per rush	3.9	5.8
Average per game	158.8	206.8
TDs Rushing	25	28
Passing Yardage	2309	3185
Comp-Att-Int	191-354-12	250-380-10
Average per pass	6.5	8.4
Average per catch	12.1	12.7
Average per game	192.4	265.4
TDs Passing	6	26
Total offense	4214	5667
Total plays	841	809
Average per play	5.0	7.0
Average per game	351.2	472.3
Kick returns: #-Yards	33-797	18-366
Punt returns: #-Yards	10-120	12-132
Int returns: #-Yards	10-249	12-136
Kick return average	24.2	20.3
Punt return average	12.0	11.0
Int return average	24.9	11.3
Fumbles-Lost	26-9	16-7
Penalties-Yards	61-553	61-539
Average per game	46.1	44.9
Punts-Yards	56-2183	40-1695
Average per punt	39.0	42.4
Net punt average	35.9	36.9
Kickoffs-Yards	59-3597	78-4666
Average per kick	61.0	59.8
Net kick average	38.3	37.0
Time of possession / game	30:27	29:30
3rd-down conversion	58/169	59/149
3rd-down pct	34%	40%
4rd-down conversion	16/30	14/22



OVERALL INDIVIDUAL STATISTICS

Rushing

Player	gp	att	gain	loss	net	avg	td	lg	avg/g
Jaren Mangham	12	160	683	12	671	4.2	15	24	55.9
Timmy McClain	11	123	469	231	238	1.9	4	27	21.6
Kelly Joiner Jr.	12	78	496	16	480	6.2	2	47	40.0
Brian Battie	12	58	358	34	324	5.6	1	42	27.0
Darrian Felix	4	33	114	15	99	3.0	0	16	24.8
Cade Fortin	5	9	45	8	37	4.1	1	11	7.4
Yasias Young	2	8	39	3	36	4.5	1	13	18.0
Jimmy Horn Jr.	12	5	18	6	12	2.4	0	9	1.0
Mychael Hamilton	8	5	8	0	8	1.6	0	3	1.0
Katravis Marsh	4	4	20	4	16	4.0	0	9	4.0
Omarion Dollison	12	2	2	4	-2	-1.0	0	2	-0.2
Andrew Beardall	12	1	0	24	-24	-24.0	0	0	-2.0
Xavier Weaver	11	1	3	0	3	3.0	1	3	0.3
Total	12	487	2262	357	1905	3.9	25	47	158.8
Opponents	12	429	2678	196	2482	5.8	28	97	206.8

Punt Returns

Player	no.	yds	avg	td	lg
Xavier Weaver	9	116	12.9	0	45
Bryce Miller	1	4	4.0	0	4
Total	10	120	12.0	0	45
Opponents	12	132	11.0	0	42

Interceptions

Player	no.	yds	avg	td	lg
Mekhi LaPointe	2	50	25.0	0	50
Antonio Grier	2	69	34.5	1	69
Dwayne Boyles	2	4	2.0	0	4
Christian Williams	2	61	30.5	0	61
Matthew Hill	1	27	27.0	0	27
Brock Nichols	1	38	38.0	0	38
Total	10	249	24.9	1	69
Opponents	12	136	11.3	1	33

Passing

Player	gp	effic	comp-att-int	pct	yds	td	lg	avg/g
Timmy McClain	11	116.8	145-262-7	55.3	1888	5	80	171.6
Cade Fortin	5	75.8	25-48-2	52.1	183	0	24	36.6
Katravis Marsh	4	89.5	20-41-3	48.8	231	1	33	57.8
Kenny Scribner	10	158.8	1-1-0	100.0	7	0	7	0.7
Xavier Weaver	11	0.0	0-1-0	0.0	0	0	0	0.0
Team	12	0.0	0-1-0	0.0	0	0	0	0.0
Total	12	107.6	191-354-12	54.0	2309	6	80	192.4
Opponents	12	153.5	250-380-10	65.8	3185	26	75	265.4

Kick Returns

Player	no.	yds	avg	td	lg
Brian Battie	19	644	33.9	3	100
Jimmy Horn Jr.	9	114	12.7	0	25
Mitchell Brinkman	3	25	8.3	0	10
Omarion Dollison	1	14	14.0	0	14
Gunnar Greenwald	1	0	0.0	0	0
Total	33	797	24.2	3	100
Opponents	18	366	20.3	0	44

Receiving

Player	gp	no.	yds	avg	td	lg	avg/g
Xavier Weaver	11	41	715	17.4	2	44	65.0
Jimmy Horn Jr.	12	30	408	13.6	1	80	34.0
Omarion Dollison	12	27	218	8.1	0	18	18.2
Mitchell Brinkman	12	14	173	12.4	1	33	14.4
Bryce Miller	7	12	110	9.2	0	16	15.7
Demarcus Gregory	11	11	169	15.4	1	36	15.4
Kelly Joiner Jr.	12	8	62	7.8	0	19	5.2
Chris Carter	12	7	50	7.1	1	14	4.2
Latrell Williams	4	7	57	8.1	0	40	14.3
Brian Battie	12	7	67	9.6	0	20	5.6
Sean Atkins	10	6	67	11.2	0	23	6.7
Yusuf Terry	9	6	62	10.3	0	24	6.9
Darrian Felix	4	5	26	5.2	0	11	6.5
Jaren Mangham	12	5	50	10.0	0	30	4.2
Holden Willis	5	2	43	21.5	0	32	8.6
Randal Copeland	2	1	5	5.0	0	5	2.5
Spencer Shrader	12	1	7	7.0	0	7	0.6
Thad Mangum	12	1	20	20.0	0	20	1.7
Total	12	191	2309	12.1	6	80	192.4
Opponents	12	250	3185	12.7	26	75	265.4

Fumble Returns

Player	no.	yds	avg	td	lg
Total	0	3	0.0	0	3
Opponents	0	61	0.0	0	61

OVERALL INDIVIDUAL STATISTICS

Scoring

Player	td	fg	PAT				dpx	saf	pts
			kick	rush	rcv	pass			
Jaren Mangham	15	-	-	-	-	-	-	-	90
Spencer Shrader	-	11-13	35-35	-	-	-	-	-	68
Brian Battie	4	-	-	-	-	-	-	-	24
Timmy McClain	4	-	-	-	-	-	-	-	24
Xavier Weaver	3	-	-	-	-	-	-	-	18
Kelly Joiner Jr.	2	-	-	-	-	-	-	-	12
Cade Fortin	1	-	-	-	-	-	-	-	6
Antonio Grier	1	-	-	-	-	-	-	-	6
Chris Carter	1	-	-	-	-	-	-	-	6
Demarcus Gregory	1	-	-	-	-	-	-	-	6
Yasias Young	1	-	-	-	-	-	-	-	6
Mitchell Brinkman	1	-	-	-	-	-	-	-	6
Jimmy Horn Jr.	1	-	-	-	-	-	-	-	6
Total	35	11-13	35-35	0	0	0	0	0	278
Opponents	55	11-18	51-52	0	0	0	0	1	416

Total Offense

Player	g	plays	rush	pass	total	avg/g
Timmy McClain	11	385	238	1888	2126	193.3
Jaren Mangham	12	160	671	0	671	55.9
Kelly Joiner Jr.	12	78	480	0	480	40.0
Brian Battie	12	58	324	0	324	27.0
Katravis Marsh	4	45	16	231	247	61.8
Cade Fortin	5	57	37	183	220	44.0
Darrian Felix	4	33	99	0	99	24.8
Yasias Young	2	8	36	0	36	18.0
Jimmy Horn Jr.	12	5	12	0	12	1.0
Mychael Hamilton	8	5	8	0	8	1.0
Demetris Harris	12	0	7	0	7	0.6
Kenny Scribner	10	1	0	7	7	0.7
Xavier Weaver	11	2	3	0	3	0.3
Omarion Dollison	12	2	-2	0	-2	-0.2
Andrew Beardall	12	1	-24	0	-24	-2.0
Team	12	0	0	0	0	0.0
Total	12	841	1905	2309	4214	351.2
Opponents	12	809	2482	3185	5667	472.3

Field Goals

Player	fg	pct.	01-19	20-29	30-39	40-49	50-99	lg	blk
Spencer Shrader	11-13	84.6	0-0	4-4	2-2	4-5	1-2	52	0
Opponents	11-18	61.1	1-1	4-5	5-8	1-4	0-0	49	1

FG Sequence

Team Name	South Fla.	Opponents
Florida	(25)	
SMU	(29)	(26),(30)
BYU	(29),(42)	22
Tulsa	(44)	(22)
Tulane	51	32,(36)
NC State		(34)
UCF		35

Numbers in (parentheses) indicate field goal was made

Punting

Player	no.	yds	avg	lg	tb	fc	i20	50+	blk
Andrew Stokes	56	2183	39.0	66	2	13	15	7	0
Total	56	2183	39.0	66	2	13	15	7	0
Opponents	40	1695	42.4	62	5	11	15	13	0

Kickoffs

Player	no.	yds	avg	tb	ob	retn	net	ydln
Spencer Shrader	57	3541	62.1	35	0			
Kenny Scribner	1	17	17.0	0	1			
Andrew Stokes	1	39	39.0	0	0			
Total	59	3597	61.0	35	1	20	38.3	26
Opponents	78	4666	59.8	36	2	27	37	28

TEAM STATISTICS

	USF	OPP
4rd-down pct	53%	64%
Sacks by-Yards	9-53	25-182
Misc Yards	0	0
Touchdowns scored	35	55
Field goals - attempts	11-13	11-18
On-Side kicks	0-0	0-0
Red-zone scores	(33-43) 77%	(43-52) 83%
Red-zone touchdowns	(26-43) 60%	(33-52) 63%
PAT-attempts	(35-35) 100%	(51-55) 93%
Attendance	200811	223873
Games / Avg per game	6/33469	6/37312
Neutral site games	-	0/0

Score by Periods

Team	1st	2nd	3rd	4th	OT	TOT
South Fla.	51	89	89	49	0	278
Opponents	112	127	93	84	0	416

ALL PURPOSE YARDS

All Purpose

Player	g	rush	rcv	pr	kr	ir	total	avg/g
Brian Battie	12	324	67	0	644	0	1035	86.3
Xavier Weaver	11	3	715	116	0	0	834	75.8
Jaren Mangham	12	671	50	0	0	0	721	60.1
Kelly Joiner Jr.	12	480	62	0	0	0	542	45.2
Jimmy Horn Jr.	12	12	408	0	114	0	534	44.5
Timmy McClain	11	238	0	0	0	0	238	21.6
Omarion Dollison	12	-2	218	0	14	0	230	19.2
Mitchell Brinkman	12	0	173	0	25	0	198	16.5
Demarcus Gregory	11	0	169	0	0	0	169	15.4
Darrian Felix	4	99	26	0	0	0	125	31.3
Bryce Miller	7	0	110	4	0	0	114	16.3
Antonio Grier	12	0	0	0	0	69	69	5.8
Sean Atkins	10	0	67	0	0	0	67	6.7
Yusuf Terry	9	0	62	0	0	0	62	6.9
Christian Williams	8	0	0	0	0	61	61	7.6
Latrell Williams	4	0	57	0	0	0	57	14.3
Mekhi LaPointe	11	0	0	0	0	50	50	4.5
Chris Carter	12	0	50	0	0	0	50	4.2
Holden Willis	5	0	43	0	0	0	43	8.6
Brock Nichols	9	0	0	0	0	38	38	4.2
Cade Fortin	5	37	0	0	0	0	37	7.4
Yasias Young	2	36	0	0	0	0	36	18.0
Matthew Hill	10	0	0	0	0	27	27	2.7
Thad Mangum	12	0	20	0	0	0	20	1.7
Katravis Marsh	4	16	0	0	0	0	16	4.0
Mychael Hamilton	8	8	0	0	0	0	8	1.0
Spencer Shrader	12	0	7	0	0	0	7	0.6
Demetris Harris	12	7	0	0	0	0	7	0.6
Randal Copeland	2	0	5	0	0	0	5	2.5
Dwayne Boyles	12	0	0	0	0	4	4	0.3
Andrew Beardall	12	-24	0	0	0	0	-24	-2.0
Total	12	1905	2309	120	797	249	5380	448.3
Opponents	12	2482	3185	132	366	136	6301	525.1



DEFENSIVE STATISTICS

Team Defense

##	Player	gp	Tackles				Sacks	Pass defense			Fumbles		blkd	
			ua	a	tot	tfl/yds		no-yds	int-yds	brup	qbh	fr-yds	ff	kick
5	Antonio Grier	12	52	40	92	8-32	3-16	2-69	.	4	1-3	2	.	.
3	Vincent Davis	12	43	25	68	1.5-2	.	.	1	2
11	Dwayne Boyles	12	36	32	68	3-15	.	2-4	1	.	2-0	2	.	.
22	Mekhi LaPointe	11	38	21	59	2.5-4	.	2-50	3	1
0	Daquan Evans	11	43	16	59	2.5-7	.	.	3	.	1-0	.	.	.
1	Matthew Hill	10	33	17	50	.	.	1-27	2
59	Andrew Mims	12	15	24	39	1-1
23	Thad Mangum	12	16	18	34	3.5-4	.	.	.	3
2	TJ Robinson	11	26	5	31	.	.	.	3	1
17	Blake Green	12	19	12	31	4.5-22	2.5-16	.	.	1
20	Damaurez Bellamy	10	17	13	30	2-5	.	.	3	2	1-0	.	.	.
4	Christian Williams	8	15	5	20	.	.	2-61	2	1
40	Jason Vaughn	11	15	4	19	1.5-6	0.5-1	1	.	.
15	Jayden Curry	10	11	7	18	0.5-1	.	.	1	.	.	1	.	.
30	Isaiah Cromarty	8	15	3	18	0.5-0	.	.	1	.	.	1	.	.
96	Kelvin Pinkney	11	12	6	18	4-8
13	Tramel Logan	11	8	7	15	2-11	1-10	.	3	3
91	Rashawn Yates	11	6	7	13	1.5-7	1-7	.	.	2
10	Kevin Kegler	11	7	4	11	2.5-8	1-3	.	.	2	1-0	.	.	.
16	Brock Nichols	9	7	3	10	.	.	1-38	2
99	Ryan Thaxton	9	6	2	8	.	.	.	1	2
34	Joshua Green	8	2	5	7
45	Darrien Grant	6	1	5	6	1-1	1	.
83	Logan Berryhill	11	3	1	4
8	Christopher Townsel	4	.	4	4
29	Brian Norris	7	2	1	3
9	Davon Hicks	6	2	1	3
33	Timarcus Simpson	11	3	.	3	1-0	.	.	.
93	Tyrone Barber	1	1	1	2
10	Xavier Weaver	11	2	.	2
19	Jalen Herring	7	2	.	2
21	Brian Battie	12	2	.	2
41	Mychael Hamilton	8	2	.	2
21	Jaelen Stokes	5	.	2	2
56	Mack Gresham	11	1	.	1
9	Timmy McClain	11	1	.	1
79	Dustyn Hall	12	1	.	1
32	CJ Ross	2	.	1	1
24	Mac Harris	4	1	.	1
36	Andrew Stokes	11	1	.	1
12	Ben Knox	3	1	.	1

REDZONE

South Fla. Inside Opponent Red-Zone

Date	Opponent	Score	Times	Times	Total					Failed to score inside RZ						
			In RZ	Scored	Pts	TDs	Rush TDs	Pass TDs	FGs Made	FGA	Down	Int	Fumb	Half	Game	
09/02/2021	at NC State	L 0-45	2	0	0	0	0	0	0	0	0	1	1	0	0	0
09/11/2021	Florida	L 20-42	4	4	20	2	2	0	2	2	0	0	0	0	0	0
09/18/2021	Florida A&M	W 38-17	6	5	35	5	4	1	0	0	0	0	0	1	0	0
09/25/2021	at BYU	L 27-35	4	4	24	3	3	0	1	1	0	0	0	0	0	0
10/02/2021	at SMU	L 17-41	4	3	17	2	2	0	1	1	0	0	0	0	1	0
10/16/2021	Tulsa	L 31-32	2	2	14	2	2	0	0	0	0	0	0	0	0	0
10/23/2021	Temple	W 34-14	7	5	31	4	3	1	1	1	1	0	0	1	0	0
10/28/2021	at East Carolina	L 14-29	3	1	7	1	0	1	0	0	2	0	0	0	0	0
11/06/2021	Houston	L 42-54	3	2	14	2	1	1	0	0	0	1	0	0	0	0
11/12/2021	Cincinnati	L 28-45	3	3	21	3	3	0	0	0	0	0	0	0	0	0
11/20/2021	at Tulane	L 14-45	1	1	7	1	1	0	0	0	0	0	0	0	0	0
11/26/2021	at UCF	L 13-17	4	3	13	1	1	0	2	2	0	0	0	0	0	1
Totals 33 of 43 (76.7%)			43	33	203	26	22	4	7	7	4	2	2	1	1	

Opponents Inside South Fla. Red-Zone

Date	Opponent	Score	Times	Times	Total					Failed to score inside RZ						
			In RZ	Scored	Pts	TDs	Rush TDs	Pass TDs	FGs Made	FGA	Down	Int	Fumb	Half	Game	
09/02/2021	NC State	L 0-45	5	5	31	4	3	1	1	1	0	0	0	0	0	0
09/11/2021	Florida	L 20-42	2	1	7	1	1	0	0	0	1	0	0	0	0	0
09/18/2021	Florida A&M	W 38-17	2	1	7	1	0	1	0	0	1	0	0	0	0	0
09/25/2021	BYU	L 27-35	5	4	28	4	2	2	0	1	0	0	0	0	0	0
10/02/2021	SMU	L 17-41	6	6	34	4	1	3	2	2	0	0	0	0	0	0
10/16/2021	Tulsa	L 31-32	5	5	25	3	2	1	2	2	0	0	0	0	0	0
10/23/2021	Temple	W 34-14	2	1	7	1	1	0	0	0	0	1	0	0	0	0
10/28/2021	East Carolina	L 14-29	4	3	16	2	1	1	1	1	0	0	1	0	0	0
11/06/2021	Houston	L 42-54	5	5	31	4	3	1	1	1	0	0	0	0	0	0
11/12/2021	Cincinnati	L 28-45	6	5	31	4	3	1	1	1	0	0	1	0	0	0
11/20/2021	Tulane	L 14-45	5	4	24	3	2	1	1	1	0	0	0	0	0	0
11/26/2021	UCF	L 13-17	5	3	17	2	1	1	1	3	0	0	0	0	0	0
Totals 43 of 52 (82.7%)			52	43	258	33	20	13	10	13	2	1	2	0	0	

2021 OPPONENTS GAME-BY-GAME

Date	Opponent	Rushing				Receiving				Passing				Kick Returns				Punt Returns				tot	off
		no.	yds	td	lg	no.	yds	td	lg	cmp-att-int	yds	td	lg	no.	yds	td	lg	no.	yds	td	lg		
09/02/2021	at NC State	32	104	0	17	14	167	0	44	14-33-3	167	0	44	4	66	0	33	0	0	0	0	271	
09/11/2021	Florida	41	109	2	13	17	188	0	44	17-30-1	188	0	44	3	40	0	18	2	48	0	45	297	
09/18/2021	Florida A&M	46	241	4	42	12	163	1	40	12-26-0	163	1	40	0	0	0	0	4	45	0	29	404	
09/25/2021	at BYU	48	181	3	18	17	186	0	26	17-24-0	186	0	26	2	33	0	28	0	0	0	0	367	
10/02/2021	at SMU	37	113	2	24	14	223	0	37	14-22-0	223	0	37	1	19	0	19	0	0	0	0	336	
10/16/2021	Tulsa	31	113	2	18	11	155	0	36	11-26-0	155	0	36	4	174	1	100	1	10	0	10	268	
10/23/2021	Temple	73	421	3	25	15	105	1	24	15-21-0	105	1	24	1	20	0	20	1	4	0	4	526	
10/28/2021	at East Carolina	30	199	1	47	15	192	1	33	15-30-3	192	1	33	3	44	0	16	0	0	0	0	391	
11/06/2021	Houston	27	110	2	29	22	289	2	40	22-46-2	289	2	40	5	218	2	100	0	0	0	0	399	
11/12/2021	Cincinnati	38	101	3	22	16	245	1	80	16-30-2	245	1	80	1	14	0	14	0	0	0	0	346	
11/20/2021	at Tulane	40	123	2	24	20	174	0	20	20-36-1	174	0	20	7	116	0	45	0	0	0	0	297	
11/26/2021	at UCF	44	90	1	18	18	222	0	35	18-30-0	222	0	35	2	53	0	27	2	13	0	13	312	
South Fla.		487	1905	25	47	191	2309	6	80	191-354-12	2309	6	80	33	797	3	100	10	120	0	45	4214	
Opponents		429	2482	28	97	250	3185	26	75	250-380-10	3185	26	75	18	366	0	44	12	132	0	42	5667	

South Fla. Averages

Games	Avg/ rush	Avg/ catch	Pass effic	KR avg	PR avg	All purpose avg/game	Total offense avg/game
12	3.9	12.1	107.6	24.2	12.0	448.3	351.2

Date	Opponent	Tackles			Sacks	Fumble		Pass Defense			blkd	PAT attempts			off			
		ua	a total	tfl-yds		no-yds	ff	fr-yds	int-yds	qbh		brup	kick	kick	rush	rcv	saf	t/o
09/02/2021	at NC State	25	54	79	3.0-10	1-7	0	0-0	1-27	2	1	0	0-0	0	0	0	0	0
09/11/2021	Florida	46	20	66	1.0-8	1-8	0	0-0	2-88	1	3	0	2-2	0	0	0	10	20
09/18/2021	Florida A&M	41	18	59	4.0-8	1-2	0	1-0	0-0	4	5	0	5-5	0	0	0	0	38
09/25/2021	at BYU	28	26	54	1.0-1	0-0	0	0-0	0-0	1	0	1	3-3	0	0	0	0	27
10/02/2021	at SMU	44	32	76	7.0-22	0-0	0	0-0	1-0	1	5	0	2-2	0	0	0	0	17
10/16/2021	Tulsa	52	24	76	0.0-0	0-0	2	1-3	2-73	3	3	0	4-4	0	0	0	14	31
10/23/2021	Temple	17	8	25	2.0-16	1-7	0	0-0	2-0	0	1	0	4-4	0	0	0	7	34
10/28/2021	at East Carolina	46	48	94	5.0-12	1-3	2	3-0	0-0	5	3	0	2-2	0	0	0	0	14
11/06/2021	Houston	47	20	67	6.0-16	2-9	0	0-0	0-0	0	2	0	6-6	0	0	0	0	42
11/12/2021	Cincinnati	50	12	62	1.0-10	1-10	2	2-0	1-61	0	2	0	4-4	0	0	0	14	28
11/20/2021	at Tulane	44	10	54	6.0-16	1-7	1	0-0	1-0	0	0	0	2-2	0	0	0	0	14
11/26/2021	at UCF	29	20	49	6.0-15	0-0	0	0-0	0-0	7	1	0	1-1	0	0	0	0	13
South Fla.		469	292	761	42.0-134	9-53	7	7-3	10-249	24	26	1	35-35	0	0	0	45	278
Opponents		498	300	798	68.0-294	25-182	11	9-61	12-136	37	30	0	51-52	0	0	1	78	416

Date	Opponent	Punting							Field Goals			Kickoffs						
		no.	yds	avg	long	blkd	tb	fc	50+	i20	md-att	long	blkd	no.	yds	avg	tb	ob
09/02/2021	at NC State	8	361	45.1	66	0	1	2	2	1	0-0	0	0	1	65	65.0	0	0
09/11/2021	Florida	7	278	39.7	52	0	0	2	1	1	2-2	32	0	5	315	63.0	3	0
09/18/2021	Florida A&M	6	221	36.8	50	0	0	1	1	3	1-1	49	0	7	450	64.3	3	0
09/25/2021	at BYU	2	96	48.0	53	0	0	0	1	0	2-2	42	0	6	342	57.0	4	1
10/02/2021	at SMU	6	194	32.3	45	0	0	1	0	1	1-1	29	0	4	260	65.0	3	0
10/16/2021	Tulsa	4	165	41.3	52	0	0	2	1	2	1-1	44	0	6	385	64.2	5	0
10/23/2021	Temple	0	0	0.0	0	0	0	0	0	0	2-2	52	0	7	455	65.0	7	0
10/28/2021	at East Carolina	3	126	42.0	46	0	1	1	0	1	0-0	0	0	3	192	64.0	1	0
11/06/2021	Houston	5	221	44.2	52	0	0	1	1	2	0-0	0	0	8	381	47.6	1	0
11/12/2021	Cincinnati	3	76	25.3	41	0	0	1	0	1	0-0	0	0	5	323	64.6	3	0
11/20/2021	at Tulane	7	264	37.7	46	0	0	2	0	3	0-1	0	0	3	169	56.3	2	0
11/26/2021	at UCF	5	181	36.2	48	0	0	0	0	0	2-3	41	0	4	260	65.0	3	0

collegepressbox
SINCE 2005 EVERYTHING BUT THE PREGAME MEAL

2023

NATIONAL CHAMPIONSHIP

131 Teams

10 Conferences

42 Bowls

25 Awards

collegepressbox is the official
media website for Division I football

Access and download game notes, quotes, statistics, media guides,
headshots, logos and more for all FBS schools, conferences,
postseason games, awards and the College Football Playoff

**For access, please register for an account at:
collegepressbox.com/register**

 [collegepressbox](https://collegepressbox.com)

 [collegepressboxvideo](https://collegepressboxvideo.com)