



@USFFOOTBALL

NOV. 7, 2022

UNIVERSITY OF SOUTH FLORIDA BULLS FOOTBALL

TAMPA, FLORIDA

26TH SEASON • 15 WINNING SEASONS • 10 BOWL GAMES • 6 BOWL VICTORIES • 30 NFL DRAFT PICKS • 15 ALL-AMERICA SELECTIONS • REACHED NO. 2 RANKING IN 2007

2022 USF GAME NOTES

GAME 10 • VS SMU

USF DRIVE STARTERS

- Da Prato to serve as acting head coach, Sims as defensive coordinator. Bulls return to Ray Jay for just second time in last 8 games and 63 days. OL Harris equals USF career starts record with 27th straight, 50th overall at Temple, despite foot injury. RB Battie's 293 all-purpose at Temple are No. 2 all-time at USF; seeks 10th 1,000-yard rushing season. LB Boyles posting career-best year, 3rd in AAC in tackles, nears becoming 8th Bull with 300 career tackles. WR Weaver enters top 5 in career receiving yards, top 10 in career receptions, closing in on both records while on pace to equal USF season receptions record. QB Quinton Flowers and AD Paul Griffin inducted into USF Hall of Fame - seminal names in USF football.

USF STAT LEADERS

RUSHING: Battie: 112 carries, 728 yds, 6 TD, 6.5 ypc
PASSING: Marsh: 649 yds, 56.1%, 6 TD, 1 INT
RECEIVING: Weaver: 49 rec., 658 yds, 5 TD, 13.4 ypc
SCORING: Shrader: 44 pts (5-9 FG, 29-29 PAT)
TACKLES: Boyles: 81
TFL: Boyles: 9.0
SACKS: Vaughn, 5.0
INT: A. Brown: 2
CAPTAINS: Harris, Cecil, Boyles, LaPointe, Yates



USF RADIO NETWORK

FLAGSHIP: 102.5 FM & 102.5-HD2
TUNEIN RADIO - BULLS UNLIMITED

Jim Louk, play-by-play Sam Barrington, analyst
Joey Johnston, sideline

PREGAME SHOW (2 HRS PRIOR TO KICK)

Jim Lighthall & Darek Sharp

USF FOOTBALL RADIO SHOW

Wednesdays, 6-7 p.m. on 102.5 HD-2 & Bulls Unlimited

FIND US ON SOCIAL MEDIA

Twitter: @USFFOOTBALL, @Coach\_JeffScott
Instagram: USFFOOTBALL
Facebook: facebook.com/SouthFloridaFootball
#GoBulls; #HornsUp; #US2F

USF ATHLETIC COMMUNICATIONS

4202 E. Fowler Ave., ATH 100, Tampa, FL 33620
OFFICE: 813-974-2125 WEB: GoUSFBulls.com

Brian Siegrist, Associate AD for Communications

O: (813) 974-4086 | C: (813)-293-3897 | siegrist@usf.edu

Dave Albrecht, Asst. Director of Communications

O: (813) 974-7099 | C: 561-525-4997 | Albrecht25@usf.edu

USF (1-8; 0-5 American) vs SMU (5-4; 3-2 American)

Saturday, Nov. 12 • 12:00 P.M. • Raymond James Stadium (69,457) • Tampa, Fla.

SURFACE: Bermuda Grass
TV: ESPNU: -- (PXP), -- (Analyst) & -- (Sideline)
RADIO: 102.5 FM/102.5 HD 2
AUDIO STREAM: TuneIn - Bulls Unlimited 1
SERIES: Tied, 3-3; STREAK: SMU last 2
IN TAMPA: SMU leads, 2-1
IN DALLAS: USF leads, 2-1
LAST YEAR: SMU won, 41-17, in Dallas
ROAD GAMES: USF lost last 17
AAC GAMES: USF lost last 10



USF bulls

RANKINGS (CFP/AP/COACHES): ..... +/-
ACTING HEAD COACH: ..... Daniel Da Prato
RECORD AT USF: ..... First Game
CAREER RECORD: ..... Same



SMU mustangs

RANKINGS: ..... +/-
HEAD COACH: ..... Rhett Lashlee (Arkansas '04)
RECORD AT SMU: ..... 5-4 (1st)
CAREER RECORD: ..... same

@USFFOOTBALL @COACH\_JEFFSCOTT @USFATHLETICS #HORNSUP #GOBULLS #US2F

2022 SCHEDULE

Table with columns: DATE, OPPONENT, ESPN PRESEASON, KICK (ET)/RESULT, TV/RADIO, NOTABLE. Lists games from Sept 3 to Nov 26.

\* American Athletic Conference game All games on 102.5 FM & digitally on Bulls Unlimited TuneIn Radio

BULLS MOVE FORWARD UNDER DA PRATO (HC) & SIMS (DC)

USF will look to end a 10-game AAC losing skid as they play just their second home game in 63 days when USF returns to Raymond James Stadium to face SMU under new leadership as special teams coordinator Daniel Da Prato assumes acting head coach responsibilities in the wake of the dismissal of third-year head coach Jeff Scott. Co-Defensive coordinator/linebackers coach Ernie Sims will assume all defensive coordinator responsibilities as defensive coordinator/safeties coach Bob Shoop was also dismissed following the Bulls 54-28 loss at Temple in which USF gave up 621 yards. Da Prato is in his third season at USF and was a former quarterback at Louisiana Monroe (2002-03). Sims is also in his third season at USF. The former All-American linebacker at Florida State (2004) joined Da Prato in serving as co-defensive coordinators in the Bulls final game of the 2021 season vs. UCF, following the dismissal of then defensive coordinator Glenn Spencer. The Bulls held UCF to 12 first downs and 285 yards in a close, 17-13, loss.

SALUTE TO SERVICE: The annual Salute to Service game will feature the Bulls wearing special Stars & Stripes uniforms. Major General David S. Doyle, Chief of Staff, United States Central Command, out of MacDill Air Force Base in Tampa will perform the coin flip. A paracommando parachute jump will occur pregame and numerous USF ROTC students will march in uniform in the pregame band show. A large US flag will be unveiled on the field for the national anthem and several military personnel will take their oath in a swearing in ceremony conducted by Doyle.

HALL OF FAME: The three newest members of the USF Athletic Hall of Fame will be inducted Thursday night in Tampa and recognized on the field during the first quarter of Saturday's game. Standout volleyball player Erica Berggren will be joined by two seminal names in USF football history in Paul Griffin (USF AD, 1986-2002), who was integral in the start of the football program and quarterback Quinton Flowers (20014-17) who set 42 program records while leading the Bulls to 11-2 (2016) and 10-2 (2017) seasons, 30 wins as starting QB, and 20 straight weeks ranked in the Top 25.

## USF QUICK FACTS

### ACTING HEAD COACH: Daniel Da Prato

**Years Coached:** \_\_\_\_\_ 3rd at USF

**Alma Mater:** \_\_\_\_\_ Louisiana Monroe '03

**Career Record:** \_\_\_\_\_ 0-0

**Record at USF:** \_\_\_\_\_ 0-0

**American Conf. Record:** \_\_\_\_\_ 0-0

**Career Bowl Record:** \_\_\_\_\_ NA

## USF COACHING STAFF (game location)

Daniel Da Prato (**Field**) Acting HC/Special Tms Coord.

Ernie Sims (**Field**) Defensive Coord./Linebackers

Travis Trickett (**Press Box**) Offensive Coordinator/QBs

Allen Mogridge (**Field**) Asst. Head Coach/Off. Line

Cam Aiken (**Press Box**) Running Backs/Run Game

Bobby Bentley (**Field**) Wide Receivers/Pass Game

George Barlow (**Field**) Cornerbacks

DaQuan Bowers (**Field**) Defensive Line

Xavier Dye (**Field**) Tight Ends/Recruiting Coord.

AJ Artis (**Field**) Strength & Conditioning

**Analysts:** Chad Morris, Sawyer Jordan, Steven Koch,

Bryce Suber, Rueben Wright

**Graduate Asst.:** Deveonte Mackey, Thad Mangum,

Jay Shoop, Aaron Winchester

## IN THE PRESS BOX

**OFFENSE:** Travis Trickett. & Cam Aiken

**DEFENSE:** ---

## UNIVERSITY QUICK FACTS

**Location:** Tampa, Fla.

**Enrollment:** 50,830

**Nickname:** Bulls

**Colors:** Green & Gold

**Conference:** American Athletic

**President:** Rhea Law

**Athletic Director:** Michael Kelly

**Football Office Phone:** 813-974-7170

## TEAM OVERVIEW

**2021 Overall Record:** 2-10

**2021 American Athletic Record:** 1-7

**Last Bowl Game:** 2018 Gasparilla (Lost)

**Starters Returning/Lost:** 19/5

**Offense:** 9/2 **Defense:** 8/3

**Special Teams:** 2/0

**Lettermen Returning/Lost:** 46/22

**Offense:** 24/8 **Defense:** 19/13

**Special Teams:** 3/2

## FOOTBALL HISTORY

**First Year:** 1997

**First Year in FBS:** 2000

**Record (years):** 161-145 (26th season)

**FBS Record (years):** 141-132 (23rd season)

**Bowl Appearances/Record:** 10 (6-4)

**Last Bowl Appearance:** 2018 Gasparilla Bowl (L)

**First Team All-Americans:** 7

**First Team All-Conference:** 32

## STADIUM INFORMATION

**Name:** Raymond James Stadium

**Capacity:** 69,457 **Surface:** Tifway Bermuda 419

**Record At Ray Jay:** 96-56 (.631)

## THE PROGRAM

In its 26th season and 23rd at the FBS level, USF Football has made 10 bowl appearances, including a string of four straight (2015-18) and every season between 2005-10 (6 straight). USF has won six bowl games and produced 15 All-America selections, 30 NFL Draft picks and reached the No. 2 ranking in the Associated Press Poll in 2007.

## LAST TIME OUT

### BULLS REMAIN WINLESS IN PHILADELPHIA

The day started well as USF took the opening kickoff and promptly logged their longest drive by plays and time on the season in going 75 in 15 plays and 8:30 to take a 7-0 lead. Temple then scored the next 16 points before the Bulls used a late, 25-second touchdown drive to pull within two, 16-14 at the half. It was all Temple after the break as they outscored USF 38-14 in the last 30 minutes to take a 54-28 victory. The Owls scored on all 10 of their drives that didn't end with time expiring in the half and posted a season-high 621 yards and 277 yards rushing, including a 75 and 40-yard touchdown runs by Edward Saydee at the start of the second half.

■ RB Brian Battie posted his fourth 100-yard game of the season as he logged 129 yards on 19 carries, part of 281 yards rushing for the Bulls on the day.

■ WR Xavier Weaver posted his third 100-yard receiving game on the year with six catches for 119 yards and two touchdowns as he continued to climb up the USF career receiving charts.

■ Temple RB Edward Saydee ran for 265 yards and three touchdowns, just missing the USF opponent rushing record of 267 yards set by Florida State's Dalvin Cook.

■ Temple QB E.J. Warner passed for a career-best 344 yards and two touchdowns.

## STORY LINES

### ■ NOW TRENDING:

• WR Xavier Weaver moves into 4th all-time in career receiving yards, 7th in career receptions at USF. Chases season receptions record.

• RB Battie logs fourth 100-yard rushing game of season, closes on 10th 1,000-yard season in program history.

• LB Dwayne Boyles leads Bulls defense with 15, 12, 10, 10 & 10 tackles in last five, nears 300 all-time in tackles.

• Bulls look to end 10-game AAC losing skid.

• Offense produces season-high 471 yards at Temple.

• Defense gives up 621 yards to Temple, falls to 130th in the nation in total defense allowing 502.9 ypg.

■ **SCOTT ERA ENDS:** Introduced as the Bulls' fifth head coach on Dec. 9, 2019, Jeff Scott came to USF as one of the hottest and most respected coordinators and recruiters in the nation, having helped lead Clemson to five straight College Football Playoff appearances, four CFP championship games and two national titles (2016 & 2018). In his first season, the COVID-19 pandemic hit, canceling spring practice and limiting time with the team as the Bulls went 1-8 the next fall in a shortened season, posting a victory over The Citadel (27-6) in his first game. USF went 2-10 in his second campaign, defeating Florida A&M (38-17) and Temple (34-14). USF was 1-8 in 2022, having downed Howard (42-20) and lost close road games at No. 18 Florida (31-28) and No. 24 Cincinnati (28-24), as injuries to 21 members of the two-deep took a toll. Scott ends his USF tenure 4-26 overall and 1-19 in the AAC.

■ **Indoor Facility Nears Completion:** On Sept. 8, 2021 USF officially broke ground on a \$22 million Indoor Performance Facility on the site of the Bulls current turf practice field. The facility is set to open later this fall and followed on the heels of a \$3 million locker room renovation that opened prior to the start of the 2021 season.

■ **On-Campus Stadium Coming:** On Sept. 8, 2021, USF Board of Trustees Chair Will Weatherford told a gathered audience of nearly 300, "Bulls Nation deserves to have a stadium on this campus. I'm here to tell you we're going to do it." Stadium planning has moved forward quickly with a site identified on the east end of campus in the current Athletics District and on the site of first Bulls' teams practiced fields. In September, the design/build team of Barton Malow and Populous was selected for the project and the university has targeted 2026 for a stadium opening.

■ **Explosive Special Teams:** Jimmy Horn Jr.'s 89-yard kickoff return for a touchdown to start the second half in the Bulls' season opening loss to BYU marked USF's fourth kickoff return for a touchdown in an eight game span. Brian Battie led the nation and earned Consensus All-America honors in 2021 after posting three.

• **USF is 18th in FBS averaging 22.8 ypr in 2022.**

### ■ NOTABLE NATIONAL RANKS:

• Kick Returns: #18 (22.8 ypr)

• Penalties: #11 (4.3 ppg)

• Penalty Yards: #6 (34.56 pyppg)

• Sacks Allowed: #20 (1.1 spg)

• **Battie:** All-Purpose Yards: #7 (151.44 ypg)

• **Weaver:** Receiving Yards: #33 (82.2 ypg)

Receptions: #23 (6.1 rpg)

■ **Injury Woes:** USF has battled numerous injuries to 22 starters & members of the two-deep:

QB Gerry Bohanon - Out for season, shoulder (Tulane)

DT Rashad Cheney - Out for season, ankle (Cincinnati)

LT Donovan Jennings - Out for season, leg (Louisville)

WR Ajou Ajou - Out for season - ankle (Howard)

LB Brian Norris - Out for season, knee (Florida)

LB Antonio Grier - hand, missed most of last 7

RB Jaren Mangham - ankle - missed last 5

DE Jatorian Hansford - ankle - missed Temple

RB Kelley Joiner - foot (preseason) - missed first 6 games

LB DJ Gordon - Concussion - missed Tulane

DT Rashawn Yates - game-to-game, (Howard), missed 3

DE Jonathan Ross - hand, (Tulane) missed 2

S Mekhi LaPointe - wrist/leg - missed 2

S TJ Robinson - missed 2

CB Daquan Evans - game-to-game, groin, (BYU), missed 5

CB Christian Williams - hand, (BYU), missed 2

S Matthew Hill - leg, (BYU), missed 2

C Brad Cecil - Oblique, (Cincinnati)

WR Xavier Weaver - leg, missed Louisville game

WR Jimmy Horn - ankle (Howard), missed Louisville

WR Khafe Brown - game-to-game, missed Louisville

WR Dequan Stanley - leg - missed first 6 games

■ **Ground Game:** USF's 281 yards rushing at Temple marked the Bulls' second-most on the season after running for 286 at No. 18 Florida. USF has run for 200+ yards in five games and 3rd in The American running for 182.1 yards per game. The Bulls defense also gave up 277 yards rushing to Temple, marking the fifth game a USF opponent has run for 200+ on the year. USF ranks 121st nationally giving up 214 yards per game on the ground.

■ **Weaver Climbs Charts:** Junior WR Xavier Weaver led USF with 715 receiving yards in 2021, the fifth-best season in program history. **He is 4th all-time on the USF career receiving chart with 1,675 yards.** He currently stands 461 yards behind all-time leader Andre Davis (2,136, 2011-14). **His 112 career receptions are tied for 6th all-time at USF and 41 short of the record of 153 set by Davis. His 49 receptions on the year are 18 shy of the USF season record (67). On his current pace as a junior, he has at least 15 games remaining in his career (3 in 2022, 12 in 2023) and is on pace to post more than 2,700 yards and 200 receptions.**

■ **Boyles Chases 300 Tackles:** Senior linebacker Dwayne Boyles Jr. is the leader and anchor of the USF defense. He has 288 tackles & 30.5 TFL on his career, ranking No. 9 on the USF career chart and needing 12 to become just the eighth Bull to post 300 tackles.





### #HORNSUP: USF ALL ACCESS

The USF football TV show follows head coach Jeff Scott and the Bulls inside the program with unique access and features. The show airs Sunday nights at 9 p.m. on WTTA Great 38 in the Bay area and segments are posted throughout the week on USF Football social channels (Twitter, Facebook and Instagram) throughout the season.

### NOTING THE OPPONENT: SMU

SMU began playing football in 1915. It was in the old Southwest Conference from 1918-1995, where it won 11 conference titles. It played in the WAC from 1996-2004 and Conference USA from 2005-12 prior to joining the American Athletic Conference. The Mustangs (5-4, 3-2) are led by first-year head coach Rhett Lashlee, former offensive coordinator at Samford (2011), Arkansas State (2012), Auburn (2013-16), UConn (2017), SMU (2018-19) and Miami (2020-21).

- Three of SMU's losses are by a combined 17 points: Cincinnati (29-27), TCU (42-34) and Maryland (34-27).
- SMU is coming off a record-setting 77-63 victory against Houston. The combined point total of 140 was the highest-scoring regulation game in FBS history, breaking the mark of 137 (Pittsburgh 76, Syracuse 61 in 2016).
- SMU quarterback Tanner Mordecai, the AAC Player of the Week, threw nine touchdown passes, including a record seven in the first half. Overall, Mordecai was 28 of 37 for 379 yards. For the season, Mordecai has completed 62.7 percent of his passes for 2,500 yards, 25 touchdowns and seven interceptions.
- The Mustangs' top pass-catcher is wide receiver Rashee Rice, who has 71 receptions for an FBS-best 1,068 yards and six touchdowns. SMU's leading rushers are Velton Gardner (345 yards, 5.5-yard average) and Tyler Levine (293 yards, 5.0-yard average, six touchdowns).

- **BOYLES HAVING CAREER YEAR:** With injuries sidelining 2021 leading tackler Antonio Grier, senior linebacker Dwayne Boyles has elevated his play and is posting his best season since leading USF with 75 tackles and 12.5 tackles for loss in his sophomore season (2019). *He stands No. 3 in the AAC posting 9.0 tpg.*
- Boyles has posted double-digit tackles and led USF in tackles in each of the last FIVE games. His career-best 15 tackles, 2 TFL, 1 sack, 1 forced fumble performance vs. Tulane (10.15) marked USF's first player to post 15 tackles or more in a game since Patrick Macon did so in the 2019 season-opener vs. Wisconsin.
- Boyles leads USF with **81 tackles**, 9.0 tackles for loss and two forced fumbles and has added an interception and sack.
- He has posted 58 tackles (11.6 tpg) and 6.5 TFL (1.3 tpg) in the last five games and moved into 8th on USF's career tackles chart with 288, needing 12 tackles to become the eighth Bull to reach 300.

- **BATTIE EYES 1,000:** Brian Battie posted his fourth 100-yard rushing game of the season at Temple (129), giving him 728 rushing yards on the season (81 ypg) with three games to play. He needs 272 yards (90 ypg) to post the 10th 1,000-yard rushing season in program history and the first since Jordan Cronkrite ran for 1,121 yards in 2018. He would become just the sixth Bull to achieve the feat, joining: Jordan Cronkrite (2018), Quinton Flowers (2016 & 2017), Marlon Mack (2014, 2015 & 2016), Andre Hall (2004 & 2005) and Dyrall McMillan (1999).

- **WEAVER ON THE CHARTS:** WR Xavier Weaver grabbed six passes for 119 yards at Temple (his third 100-yard game of the year) moving him into 4th on the USF career receiving yardage charts (1,675) and 6th in career receptions (112). Weaver has 685 yards (82.3 ypg) and a career-best 49 catches (6.1 cpg) on the season and is on **pace to match the USF season receptions record of 67** while needing 342 yards (114 ypg) to post THE FIRST 1,000 yard receiving season in program history. He is 461 yards shy of the USF career receiving yardage record of 2,136 set by Andre Davis (2011-14) and 41 catches shy of Davis's career record of 153. At his current clip (82 ypg/6.1 rpg) he is seven games from owning both USF career records.

**LAST TIME VS SMU:** The Bulls and Mustangs met in the AAC opener of the 2021 season and SMU jumped to a 17-0 lead early in the second quarter. USF got within seven, 17-10, early in the third quarter, but SMU out-scored the Bulls 24-7 the rest of the way as Tanner Mordecai threw for 301 yards and four TD and Rashee Rice caught 8 passes for 71

FULL GAME	USF	SMU
<b>FIRST DOWNS</b>	19	30
Rushing	6	11
Passing	11	16
Penalty	2	3
<b>NET YARDS RUSHING</b>	113	162
Rushing Attempts	37	40
Average Per Rush	3.1	4.0
Rushing Touchdowns	2	1
Yards Gained Rushing	150	176
Yards Lost Rushing	37	14
<b>NET YARDS PASSING</b>	223	301
Completions Attempts-Int	14-22-0	29-42-1
Average Per Attempt	10.1	7.2
Average Per Completion	15.9	10.4
Passing Touchdowns	0	4
<b>TOTAL OFFENSE YARDS</b>	336	463
Total offense plays	59	62
Average Gain Per Play	5.7	5.6
Fumbles: Number-Lost	1-1	1-0
Penalties: Number-Yards	8-75	4-40
<b>PUNTS-YARDS</b>	6-194	3-133
Average Yards Per Punt	32.3	44.3
Net Yards Per Punt	31.5	37.7
Inside 20	1	1
50+ Yards	0	1
Touchbacks	1	1
Fair catch	0	0
<b>KICKOFF-YARDS</b>	4-200	8-455
Average Yards Per Kickoff	65.0	64.4
Net Yards Per Kickoff	36.5	40.1
Touchbacks	0	7
Fair Catch Yards	0	0
Punt returns: Number-Yards-TD	0-0-0	2-5-0
Average Per Return	0.0	2.5
Kickoff returns: Number-Yds-TD	1-19-0	1-39-0
Average Per Return	19.0	39.0
Interceptions: Number-Yds-TD	1-0-0	0-0-0
Fumble Returns: Number-Yds-TD	0-0-0	0-0-0
Miscellaneous Yards	0	0
Possession Time	27:11	32:49
1st Quarter	04:43	10:17
2nd Quarter	08:44	06:16
3rd Quarter	09:07	09:53
4th Quarter	09:37	09:23
Third Down Conversions	2-11	9-16
Fourth Down Conversions	1-1	1-1
Red-Zone Scores-Chances	3-4	6-6
Touchdowns	2-4	4-6
Field Goals	1-4	2-6
Sacks By: Number-Yards	0-0	2-21
PAT Kicks	2-2	5-5
Field Goals	1-1	2-2
Points off Turnover	0	7

SOUTH FLA.										
RUSHING										
	No.	Gain	Loss	Net	TD	Lg	Avg			
Brian Battie	7	51	5	46	0	24	6.6			
Timmy McClain	13	53	28	25	0	18	1.9			
Jaren Mangham	11	24	3	21	2	9	1.9			
Kelly Joiner Jr.	6	22	1	21	0	7	3.5			
<b>Totals:</b>	<b>37</b>	<b>150</b>	<b>37</b>	<b>113</b>	<b>2</b>	<b>24</b>	<b>3.1</b>			
PASSING										
	C-A-I	Yds	TD	Long	Sack					
Timmy McClain	14-22-0	223	0	37	2					
<b>Totals:</b>	<b>14-22-0</b>	<b>223</b>	<b>0</b>	<b>37</b>	<b>2</b>					
RECEIVING										
	TAR	No.	Yards	YAC	TD	Long				
Jimmy Horn Jr.	5	5	102	55	0	37				
Xavier Weaver	6	3	34	9	0	17				
Demarcus Gregory	2	2	40	6	0	27				
Omarion Dollison	2	1	18	4	0	18				
Sean Atkins	1	1	14	14	0	14				
Mitchell Brinkman	3	1	13	0	0	13				
Kelly Joiner Jr.	1	1	2	2	0	2				
Yusuf Terry	1	0	0	0	0	0				
<b>Totals:</b>	<b>21</b>	<b>14</b>	<b>223</b>	<b>90</b>	<b>0</b>	<b>37</b>				

SMU										
RUSHING										
	No.	Gain	Loss	Net	TD	Lg	Avg			
Tre Siggers	20	93	7	86	1	17	4.3			
Tanner Mordecai	7	32	4	28	0	13	4.0			
Brandon Epton, Jr.	6	29	2	27	0	18	4.5			
Tyler Lavine	7	22	1	21	0	9	3.0			
<b>Totals:</b>	<b>40</b>	<b>176</b>	<b>14</b>	<b>162</b>	<b>1</b>	<b>18</b>	<b>4.0</b>			
PASSING										
	C-A-I	Yds	TD	Long	Sack					
Tanner Mordecai	29-42-1	301	4	42	0					
<b>Totals:</b>	<b>29-42-1</b>	<b>301</b>	<b>4</b>	<b>42</b>	<b>0</b>					
RECEIVING										
	TAR	No.	Yards	YAC	TD	Long				
Rashee Rice	8	8	71	36	1	15				
Danny Gray	9	7	74	61	2	23				
Reggie Roberson, Jr.	7	5	54	43	1	21				
Jordan Kerley	4	2	39	8	0	42				
Roderick Daniels, Jr.	2	2	17	11	0	9				
Grant Calcaterra	5	2	3	1	0	9				
Tyler Lavine	1	1	22	14	0	22				
Austin Upshaw	1	1	11	12	0	11				
Brandon Epton, Jr.	2	1	10	16	0	10				
Tre Siggers	1	0	0	0	0	0				
<b>Totals:</b>	<b>40</b>	<b>29</b>	<b>301</b>	<b>202</b>	<b>4</b>	<b>42</b>				

## AMERICAN CONFERENCE

School	STANDINGS		
	CONF	OVERALL	STREAK
1. Tulane	5-0	8-1	W5
2. UCF	4-1	7-2	W2
Cincinnati	4-1	7-2	W1
4. ECU	3-2	6-3	W3
Houston	3-2	5-4	L1
SMU	3-2	5-4	W2
7. Navy	3-4	3-6	L1
8. Memphis	2-4	4-5	L4
9. Tulsa	1-4	3-6	L2
Temple	1-4	3-6	W1
11. USF	0-5	1-8	L7

### AAC TO ADD 6 NEW MEMBERS IN 2023:

UAB, Charlotte, FAU, North Texas, Rice & UTSA will officially join the AAC on July 1, 2023.

### BULLS FACE 4 TEAMS HEADED TO BIG 12 IN 2023:

BYU, Cincinnati, Houston and UCF are all on the 2022 slate



### BAY AREA PRIDE

For the 2022 season, the Bulls added two new marks to their jerseys to display their pride in the great Bay area community. USF placed "Tampa Bay" across the back of its helmets and developed a new state of Florida patch that outlines the seven Bay area counties in green with the iconic "U" logo visible within them.

### BOHANON TO MISS REMAINDER OF THE 2022 SEASON:

On Oct. 18 during the Bulls bye week, head coach Jeff Scott announced junior quarterback Gerry Bohanon would miss the remainder of the season due to a right (throwing) shoulder injury suffered in the previous game vs. Tulane that will require surgery.

- He will have one season of eligibility remaining after starting seven games in 2022. He passed for 1,070 yards, 6 TD and 6 INT completing 57% while ranking No. 2 on the team in rushing with 386 yards (6.4 ypc) and three TD.

- Despite having to leave the Tulane game with an injury with 6:36 to play in the first half, Bohanon delivered his best play at USF in his last 2 1/2 games of 2022:

- Bohanon posted his best passer ratings (ECU: 175.5; CINCY: 133.8 & TULANE: 243.2) in the last three games, throwing 6 TD and no INT while completing 63% of his passes for 501 yards to go with 250 yards rushing (84 ypg) and 2 TD in that time.

- He was 7-of-8 for 109 yards and a TD and had ran for 59 yards and a TD when he left the Tulane (10.15) game with injury.

- Bohanon posted his first touchdown pass in a USF uniform with a 91-yard play to Jimmy Horn vs. ECU (10.1). Bohanon passed for 253 yards and three TD and ran for 74 and a TD, giving him 331 total yards for his best performance to date at USF.

- He followed that with a career-best 117 yards rushing and 256 total yards (139 and 2 TD passing) in a close loss at No. 24 Cincinnati (10.8) as he led scoring drives of 75, 65, 75 an 88 yards.

### RUNNING QUARTERBACKS

Gerry Bohanon became the fifth USF quarterback — and the first since Dec. 23, 2017 to post a 100-yard rushing game when he ran for 102 yards at Florida on Sept. 17.

#### Career 100-yard rushing games by QBs at USF:

QB	#	Best Performance
Quinton Flowers	16	210 yards at Memphis, 11/12/16
B.J. Daniels	8	141 yards vs Louisville, 11/21/09
Matt Grothe	3	146 yards at UConn, 10/27/07
Marquel Blackwell	2	132 yards at Baylor, 9/23/00
Gerry Bohanon	2	117 yards at Cincinnati, 10/8/22



**DANIEL DA PRATO**  
**Interim Head Coach/Special Teams Coord.**

**Alma Mater:** Louisiana-Monroe, '03  
**3rd Season with USF**  
 • Coached at Arkansas in 2019  
 • Coached two All-Americans at Montana State  
 • Played quarterback at ULM from 2002-03

Da Prato was named special teams coordinator on Dec. 23, 2019, joining then head coach Jeff Scott's first USF football staff.

✓ He has elevated USF special teams to some of the best in the nation. In 2021, the Bulls ranked the ninth most efficient special teams unit in the country according to ESPN. He coached Brian Battie to Consensus All-America honors (just the second in program history) as a kick returner in 2021, as he led the nation with three kickoff returns for touchdowns and a USF record 33.9 ypr average that ranked fifth in the nation. The Bulls ranked 15th nationally in punt returns and kicker Spencer Shrader was named a Lou Groza Award semifinalist. The Bulls ranked among the top three in the American Athletic Conference in PAT percentage, field goal percentage, kickoff coverage, kickoff return, and punt return.

✓ He was named co-interim defensive coordinator with Ernie Sims for the final game of USF's 2021 season vs. UCF following the dismissal of defensive coordinator Glenn Spencer. They led a Bulls' defense that held the Knights to 17 points, 12 first downs and 285 yards, well below their season average, in a close 17-13 loss in Orlando.  
 ✓ Came to USF after a season at Arkansas as a quality control analyst for special teams under head coach Chad Morris and was later promoted to special teams coordinator.  
 ✓ Da Prato spent three seasons at Colorado (2016-18) as director of quality control/offense, three seasons at Montana State (2013-15) as the special teams coordinator and tight ends coach, six seasons at Sacramento State (2007-12), and began his coaching career at the University of Louisiana-Monroe as a graduate assistant and later director of operations and recruiting coordinator in 2006.  
 ✓ Da Prato earned his bachelor's degree in health & human performance from UL-Monroe in 2003. He began his playing career at New Mexico Highlands University in 2000, where he spent one year as the starting quarterback. He transferred to Chabot (Calif.) Junior College, where he started at quarterback for the 2001 season and earned honorable mention All-Conference, and concluded his career at UL-Monroe, where he earned two letters playing quarterback and was an Academic All-Conference team selection at ULM.  
 ✓ Da Prato was born Oct. 2, 1981 in Sacramento, Calif.

**25TH ANNIVERSARY SEASON**

USF celebrated its 25th season of football in 2021 after the program hit the field in 1997 after an initial season of only practices and scrimmages in 1996. The University was founded in 1956 but didn't field a football team for another 41 years. After the first football feasibility meeting in 1991 and formal approval by the State Board of Regents in 1995, the Bulls debuted as a Division I-AA (Football Championship Subdivision) program on Sept. 6, 1997 with an 80-3 victory against NCAA Division II Kentucky Wesleyan at the old Tampa Stadium. When USF football debuted, the university's enrollment was 36,649 (it's now 50,830). USF's overall operating budget has advanced from \$500-million to \$1.857-billion during the 25-year football era, while USF's economic impact on the Tampa Bay region has gone from \$1.1-billion to \$4.4-billion.

**USF FOOTBALL**

<b>Year Started</b>	<b>1997</b>
<b>Seasons Played</b>	<b>26</b>
<b>Head Coaches</b>	<b>5</b>
<b>Bowl Games/Wins</b>	<b>10/6</b>

**BULLS FASTEST TO REACH TOP 10**

■ In 2007, USF became the fastest program in the modern AP Poll Era to go from inception to a Top 10 national ranking as the Bulls were ranked No. 6 in the Week 5 AP Poll in just the program's 11th season. The Bulls would climb all the way to the No. 2 ranking two weeks later in Week 7 to become the fastest to reach a Top 5 ranking.

■ The Bull have reached a Top 25 ranking in seven seasons, including three straight (2016-18), and been ranked a total of 48 weeks, including 12 in the top 15.

**FASTEST TO 150 WINS IN FLORIDA**

With a victory over ECU in 2018, USF became the fastest Florida FBS program to reach 150 wins.

**STATE OF FLORIDA FBS PROGRAMS**

<b>School.....</b>	<b>Game Reached.....</b>
<b>150th Win/Games</b>	
USF .....	4th game of 2018.....150/255 (.588)
Florida.....	1st game of 1937.....150/258 (.581)
Miami.....	5th game of 1955.....150/267 (.562)
Florida St. ....	10th game of 1975.....150/292 (.513)
UCF .....	9th game of 2005.....150/294 (.510)
FAU & FIU had not reached 150 wins	

**BEATING NATIONAL CHAMPIONSHIP PROGRAMS**

USF has defeated 12 programs with an NCAA-recognized FBS national championship, including wins against Army, Auburn, BYU, Clemson, Florida State, Georgia Tech, Illinois, Miami, Notre Dame, Pittsburgh, Syracuse and TCU.

**TRANSFER TALENT**

USF has welcomed numerous transfers in recent years, including 30 four-year college transfers on the 2022 roster - with 22 from FBS programs and 19 from Power Five programs. Starting the 2022 season, 24 transfers were projected in the two deep (12 on defense, 10 on offense and two specialists) with nine projected as starters - including at quarterback and running back. Among the schools players have come to USF from are: Auburn, Baylor, Clemson, Colorado, Kansas State, Maryland, Miami, Minnesota, Missouri, North Carolina, Rutgers, Tennessee and Virginia Tech.

**GRADUATES**

USF entered 2022 with 21 graduates on the roster. They are: Sean Atkins (WR), Andrew Beardall (LS), Logan Berryhill (WR), Gerry Bohanon (QB), Dwayne Boyles (LB), Chris Carter (TE), Brad Cecil (C), Daquan Evans (CB), Darrien Grant (DE), Antonio Grier (LB), Demetris Harris (G), Demontrey Jacobs (T), Donovan Jennings (T), Mekhi LaPointe (S), Chris Mottillo (TE), Brian Norris (LB), Jonathan Ross (DE), Alec Valet (OL), Jason Vaughn (DE), Latrell Williams (WR) and Rashawn Yate (DE).

**MONEY DOWNS**

USF calls third downs "Money Downs" as the opportunity to extend a drive or get the defense off the field. The offense yells out "Money" on third downs while the defense yells "Cash" to ensure all players on the field are aware of the situation.

**WATCH LIST WAVE**

Following several seasons of sparse presence on national award watch lists, the Bulls enter 2022 appearing on eight such lists, the program's most since appearing on 14 entering the 2017 season after posting an 11-2 record and finishing in the Top 25 in 2016.

**Bulls on national award watch lists entering the 2022 season include:**

- QB Gerry Bohanon – Davey O'Brien Award & Johnny Unitas Gold Arm Award
- RB/KR Brian Battie – Paul Hornung Award
- WR Xavier Weaver – Biletnikoff Award
- LB Dwayne Boyles – Rotary Lombardi Award
- LB Antonio Grier – Nagurski Trophy & Wuertfel Trophy
- K Spencer Shrader – Lou Groza Award

**SUPER SENIORS**

USF has 12 "Super Seniors" – players who elected to use an extra year of COVID eligibility: Dwayne Boyles (LB), Brad Cecil (C), Darrien Grant (DE), Antonio Grier (LB), Jatorian Hansford (DE), Demetris Harris (G), Demontrey Jacobs (RT), Donovan Jennings (LT), Mekhi LaPointe (S), Latrell Williams (WR), Rashawn Yates (DT).

■ Six "Super Seniors" ranked among the top 8 of the Bulls "Grit" rankings following winter workouts. All 12 ranked among the Top 25.

■ Super Senior center Brad Cecil led all players in "Grit" rankings after summer workouts.



**#BAYMADE**  
**FOCUSED ON CULTIVATING**  
**HOMEGROWN TALENT**

USF has focused recruiting on the state of Florida and particularly the Bay area and its seven surrounding counties.

■ USF's priority order for recruiting is: 1) the Bay area (100 mile radius); 2) the state of Florida (10 broken into geographic areas), 3) bordering and nearby states (GA, AL, SC, NC); 4) national.

■ Within a 100-mile radius of Tampa there are 121 high schools. There are close to 100 Division I players recruited nationally from the area annually.

■ Each USF coach is assigned 12 schools in Area (with one getting 13) as the Bulls build on the benefit of players being able to have their family involved in the program, see them play regularly, go home regularly and play for their city as well as the benefit of building their brand in a thriving metropolitan economic area of over 4 million people and numerous large businesses and professional opportunities.

■ The 2022 Bulls' roster features 27 players from the Bay area, including 11 projected in the two deep to start the 2022 season.

■ 76 of the players on USF's roster hail from the state of Florida. That represents 65 percent of the roster with Georgia (9) and South Carolina (6) being the next closest states in producing current Bulls.

■ Among the Bay area standouts on the Bulls' 2022 roster are: running back Brian Battie, left tackle Donovan Jennings, guards Mike Lofton and Zach Perkins, cornerbacks Aamaris Brown and TJ Robinson, safeties Mekhi LaPointe and T-Mac Simpson, defensive linemen Darien Grant, linebacker DJ Gordon, and placekicker Spencer Shrader.





## DID YOU KNOW?

- ✓ **QB Gerry Bohanon** Academics shaped the life of Bohanon. His principal at Earle (Arkansas) High School was his mother, Juanita. He often did homework on the bus rides to road games. He finished his undergraduate degree in 2 1/2 years at Baylor University.
- ✓ **WR Ajou Ajou** His name means "powerful" in the Dinka language. His mother spent time in a South Sudanese refugee camp in the 1990's as war tore the country, before immigrating to Alberta, Canada where she works in a slaughterhouse. She can speak six languages. He has gone three years without seeing his mother, since moving to attend Clearwater Academy. She has yet to see him play college football in person.
- ✓ **LB DJ Gordon** is a native of Plant City, 40 minutes east of campus, where his family has lived for generations and he enjoyed the country life riding horses (quarter-horses and a Mustang Appaloosa), hunting, fishing and enjoying occasional meals of possum, squirrel and raccoon. He also hunted and ate gators. His name is James Edward Gordon IV, but he got the nickname "DJ" because his father was known as "Dank" and he is "Dank Jr." or "DJ."
- ✓ **WR Khafre Brown** Brown was named for the Egyptian king Khafre, who built the second largest pyramid of Giza during his 66-year reign, concluding somewhere around 2570 B.C. Brown's mother was intrigued after seeing a picture of Khafre's statue in a book. Brown does paintings for a hobby. He specializes in sunsets, usually in a beach or skyline setting. He picked up the hobby from his mother, who is an artist.
- ✓ **DT Rashad Cheney** After transferring from Minnesota, Cheney has reunited with his old friend LB Antonio Grier. Cheney and Grier first met at age 4 when they were in the same daycare facility in Atlanta.
- ✓ **OL Demontrey Jacobs** The mother of OT Demontrey Jacobs, Venessa Jacobs, is the head volleyball coach at Southern University.

- ✓ **WR Xavier Weaver's** mother, Nadine Weaver, is french and a cancer survivor. Weaver goes by many nicknames including: X, Zay, XMan, and the french Zah-VEE-Ay (when his mother is angry with him). He has the banker from Monopoly tattooed on his left shin because "I like to be money in every way." Weaver and runningback Kelley Joiner have been roommates since they arrived at USF and are great friends - where you see one you see the other.
- ✓ **DT Nick Bags** Nick Bags shortened his last name after his high-school coaches had trouble spelling and pronouncing "Bagashvili." Bags' mother immigrated to New York from the country of Georgia, which seceded from the Soviet Union in 1992. For two years, Bags lived with his grandmother in Georgia, then returned to New York as a third-grader and had to learn English.
- ✓ **LB Antonio Grier** Grier is president of his fraternity. Grier also regularly visits teenage kids and young men at the Hillsborough County Detention Center to learn about their lives and share positive messages about how they can improve. His nickname is "Yo Yo."
- ✓ **P Andrew Stokes** is 28 years old and the Bulls second straight punter to come out of Prokick in Australia. He had never played in a football game when he arrived at USF. Stokes spent seven years playing Australian rules football with the Railways in the Great Northern Football League, then Fremantle of the West Australia Football League.
- ✓ **K Spencer Shrader** was home schooled in high school and was a standout soccer player, scoring a school-record 33 goals in a season for Newsome HS and had a professional tryout in Brazil (for three months in 2018). He came to play football on a relative whim, as a Newsome junior he was kicking footballs simply because they happened to be nearby when the football coach at the time, Ken Hiscock, was walking nearby and said he was stopped short "by the sound." He founded an online company (CopperFox Technologies) that does brand design, web development and sales force integration. He and his family work together on a nonprofit organization, Liberty Villages, which builds Christian communities

dedicated to education, entrepreneurship, freedom and peace.

- ✓ **G Demetris Harris** had both parents serve in the Navy. Demetris Harris Sr. and Stephanie Harris both served approximately 12 years, where they met.
- ✓ **LB Coach Ernie Sims** was ranked the No. 1 recruit in the nation by Rivals in 2003 before signing with Florida State where he became an ESPN first team All-American linebacker and went on to be the No. 9 overall pick in the 2006 NFL Draft by the Detroit Lions in 2006. Sims played eight NFL seasons with four teams and the Tallahassee native recorded 623 tackles in the NFL.
- ✓ **DL Coach Da'Quan Bowers** was ranked the No. 1 recruit in the nation by ESPN.com in 2008 before going on to earn first team All-America, ACC Defensive Player of the Year and the Bronko Nagurski Trophy at Clemson. He was selected in the second round of the 2011 NFL Draft by the Tampa Bay Buccaneers. He was inducted into the Clemson Athletic Hall of Fame in October of 2022.
- ✓ **LB Dwayne Boyles** began growing his hair out in the fifth grade and went to full dreadlocks two years later in 7th grade. "It's a long process to get it looking just right, but I love it and it's who I am." His Twitter handle is @Dreadhead\_Wayne. His mother, Cheryl, is a school teacher and he has asthma. He always has a nebulizer inhaler around and he takes medications when necessary.

## OFFENSIVE NOTES STARTING QUARTERBACK

Junior Baylor transfer Gerry Bohanon earned the starting job over incumbent returning sophomore Timmy McClain, who transferred to UCF. In May the Bulls welcomed Bohanon, who started 12 games last season and helped the Bears to a Big 12 championship and Sugar Bowl victory against Ole Miss. Marsh, a big-armed prospect with an NFL body, has started two in his career to date.

■ The Bulls have had eight different starting quarterbacks in the five years since the graduation of standout Quinton Flowers who led the Bulls to 30 wins in three years as the starter. Blake Barnett (2018 & 19) Jordan McCloud (2019 & 20) & Katravis Marsh (2020, 21 & 22) are the only ones to start in multiple seasons.

**2018:** Blake Barnett (10 starts), Chris Oladokun (3)

**2019:** Jordan McCloud (10), Barnett (3)

**2020:** McCloud (7), Noah Johnson (1), Katravis Marsh (1)

**2021:** Timmy McClain (9), Cade Fortin (2), Marsh (1)

**2022:** Gerry Bohanon (7), Marsh (2)

## RUNNING DOWN THE DREAM

With a veteran offensive line, strong running back room, USF is running effectively in 2022.

■ USF ran for 281 yards at Temple, with Brian Battie posting his fourth 100-yard game of the year (129). It marked the Bulls FIFTH game of the year rushing for 200+ yards.

■ USF ran for 224 yards at No. 24 Cincinnati, equalling the most rushing yards the Bearcats had given up on the year behind a career-best 117 yards and 59-yard dash from QB Gerry Bohanon and 82 yards from Brian Battie.

■ USF exploded for 216 first half rushing yards at Florida (9.17), far eclipsing the 22 combined rushing yards the Gators had given up in their first two games of the season vs. No. 9 Utah and No. 20 Kentucky. The Bulls went on to post 286 rushing yards (6.2 ypc) and three rushing touchdowns with two 100-yard rushers in Brian Battie (150 yds, 8.8 ypc) and Gerry Bohanon (102 yds, 6.8 ypc).

■ USF had two 100-yard rushers in the same game for the 18th time in program history at Florida (9.17).

■ The Bulls rushed for 205 yards, 150 of which came in the second half, a 42-20 win over Howard. USF logged 6 rushing touchdowns by four players, which is the most in a game since posting 6 vs. Charleston Southern in 2003. Jaren Mangham and Michel Dukes each posted two and Brian Battie and K'wan Powell each added one.

## SOME LIKE IT HOT

Some of the Bulls most outstanding performances in the last three years have occurred against ranked opponents and in front of the largest and most hostile crowds.

■ Playing in front of a sold out crowd of 38,752 at No. 24 Cincinnati, the Bulls led 17-14 at the half and 24-21 with 9:24 to play before falling 28-24 as UC extended a 30-game home streak despite USF running for 224 yards.

■ USF ran for 286 yards and led 28-24 with 5:00 to play at No. 18 Florida as 88,496 fans screamed in Ben Hill Griffin Stadium on Sept. 17, 2022 in an eventual 31-28 UF win.

■ USF outscored No. 15 BYU 21-7 in the second half in a 35-27 loss in front of 60,217 fired up fans in a 10:25 pm (ET) kick at LaVell Edwards Stadium in Provo on Sept. 25, 2021

■ Playing in front of 41,157 in Orlando last year, USF drove 80 yards on the final drive, but came up three yards short of pulling off a big War On I-4 win in a 17-13 loss.

## FAST START AT NO. 24 CINCINNATI:

After slow starts on the year that netted just seven first quarter points in the first five games (scoring in the first quarter only at Florida), USF elected to receive when winning the toss at No. 24 Cincinnati and the move paid off. The Bulls took the ball and drove 75 yards for a 7-0 lead. UC threw an interception on their first play and USF drove 65 yards to turn it into a field goal for a 10-0 lead and 140-0 yardage advantage with 3:16 to play in the first quarter.

■ It was USF's first time scoring first on the season. The Bulls held a 17-14 halftime lead, just the second halftime lead on the season (14-7 vs. Howard)

■ Cincinnati was leading the nation in sacks and TFL entering the game, they posted 0 sacks and 8 TFL.

■ USF had scoring drives of 75, 65, 75 and 88 yards and went a season-best, 8-of-15 on third down.

■ UC was ranked No. 22 nationally in total defense (303.2) and 34th in scoring (20.6), USF put up 363 yards and 24 points.

## USF FOOTBALL FACILITY IMPROVEMENTS



Entering 2021, USF completed a \$3.3 million upgrade to its current football facilities, including:

- A completely renovated locker room featuring: 120 lockers, state of the art digital lighting and surround sound system, a team lounge with two 86" big screen TVs, video game console, pool table, ping-pong table and furnishings, a nutrition fueling station, new LED graphics and 55" monitors throughout.
- New entry ways, graphics and carpeting throughout the operations area.
- New team room graphics and chairs.
- Renovated coaches offices and staff rooms with new furniture, graphics and carpeting.

### INDOOR PERFORMANCE FACILITY

USF is completing an 88,000-square foot indoor facility this fall at a cost of approximately \$22 million, which will feature a 100-yard turf field, climate control, branded lobby and observation deck slated for completion prior to the start of the 2022 season.

### ON CAMPUS STADIUM/FOOTBALL CENTER

USF has plans to build an on-campus stadium which will include a USF Football Center that will serve as a new home for USF football with coaches offices, meeting spaces, weight room, locker room, training and equipment areas and player lounge among the amenities. The stadium is targeted for completion in 2026.

### RECORD CHASING WEAVER

After a breakout season in 2021 that saw Xavier Weaver earn first-team All-AAC honors from Pro Football Focus and second-team from Pro Football Network as he led the Bulls with 41 catches for 715 yards and a 17.4 ypc, the springy junior looks to rewrite the USF record books.

■ His 49 catches (6.1 rpg) in 2022 are a new career best and tied for 7th all-time in a season, just 18 from the USF season record of 67 set by Rodney Adams in 2016.

■ His 648 yards in 2022 are 13 from his second-straight top 10 yardage season and 231 from the USF season record of 879 set by Marquez Valdes-Scantling (2017).

■ He has 1,675 career yards receiving (4th all-time) and 112 receptions (6th all-time), needing just 461 to catch the record of 2,136 and 41 to match the record of 153.

■ **FOURTH** career 100-yard game with 6 catches for 119 yards and two touchdowns at Temple (11.5).

■ Third career 100-yard game with seven catches for 112 yards and two TD at No. 24 Cincinnati (10.8)

■ After logging a career-best eight receptions vs. Florida (9.17), he had posted a career high in each of the first three games on the 2022 season.

■ Posted his second career 100-yard receiving game with a career-best 113 yards on five catches vs. No. 25 BYU (9.3) in the season-opener.

■ He has led USF in receiving yards and receptions in 6 games in 2022. He led in receiving yards in 8 of 11 games he played in 2021.

■ His 17.3 ypc in 2021 ranks 10th all-time in a season at USF and led The American.

■ Weaver was also a potent punt returner in 2021 logging an average of 12.9 ypr on nine returns that would have ranked No. 6 nationally with two more returns.

■ Has a tattoo of Uncle Penny Bags, the banker from the Monopoly game, on his left shin because "I like to be money in every sense of the word."

■ His father, Sean Weaver, played four seasons with the

San Diego Chargers.

■ He is the first player from Orlando Christian Prep to sign with a Division I-A school.

### ALL-AMERICAN BATTIE (BAT-TEE)

Kick Returner/Running Back Brian Battie (Sarasota/Sarasota HS) became just the second Bull to earn Consensus All-America honors (KR) in 2021 and the first since defensive end George Selvie did so in 2007.

In 2022, he has showed off his rushing prowess posting back-to-back 100-yard games for the first time in his career with 105 vs. Howard and a career-high 150 at Florida. He was named to the AAC Honor Roll after the Florida game in which he logged 250 all-purpose yards.

■ He ranks No. 7 in the nation posting 151.4 all-purpose yards per game and 3rd in the AAC in rushing 81 ypg.

■ His 293 all-purpose yards at Temple (129 rushing; 164 kickoff returns) rank **No. 2 all-time at USF**, just short of the record of 302 set by Jordan Cronkrite in 2018 at UMass (all rushing yards).

■ Averaging 81 ypg, needs 272 yards (90 ypg) to post the 10th 1,000-yard rushing season in program history, first since Jordan Cronkrite ran for 1,121 yards in 2018.

■ **Posted SIX career 100-yard rushing games:**

129 yards on 19 carries (6.8 ypc) at Temple (11.5)

106 yards on 12 carries (8.8 ypc) at Houston (10.29)

150 yards on 17 carries (9.8 ypc) at Florida (9.17)

105 yards on just 7 carries (15.0 ypc) vs. Howard (9.10)

110 on 10 carries (11.0 ypc) vs. Florida A&M (9.18.21),

102 (6.8 ypc) vs. UCF in the last game of 2020.

**Long runs on 2022:**

60-yard TD run vs. Howard

51 yard run vs. Florida

■ Has led USF in rushing TEN times in his young career.

■ In 2021, he tied an NCAA RECORD with two 100-yard kickoff returns in the same game vs. Houston (including the game's opening kickoff), joining Utah's Reggie Dunn (2012, vs. Cal).

■ LED THE NCAA with three kickoff returns for TD in 2021 and ranked No. 5 nationally averaging 32.5 ypr.

■ Set USF season and career records with three kickoff returns for touchdowns in 2021 and his return average broke the mark set by J.R. Reed in 2003 when he led the nation with a 31.7 ypr average.

### HORN OF PLENTY

Sophomore Jimmy Horn Jr. continues to put his ELITE speed on display for the Bulls:

■ Scored on a career-long 55 yard run at Temple (11.5)

■ Led USF with five catches for 98 yards and a touchdown vs. Tulane (10.15)

■ Posted the 4th-best receiving yardage game in program history vs. ECU with career highs of 8 catches for 180 yards (4th) and two touchdowns, including a 91-yard TD catch that is the THIRD-longest in USF history and 104 yards YAC.

■ Owns 2 of the 9 longest receptions in program history.

■ In the 2022 season-opener vs. BYU, he posted an 89-yard kickoff return touchdown to open the second half, the 14th in program history and just the 10th USF player to do it.

■ Horn's 80-yard touchdown reception against Cincinnati in 2021 is the longest play from scrimmage by a USF freshman in program history and the EIGHTH-longest touchdown catch. It helped him to record his second 100-yard receiving game of the season with five catches for a career-best 108 yards (95 after the catch).

### SOUND THE HORN!

WR Jimmy Horn Jr. used his elite speed to post the fourth-best receiving game in program history vs. ECU on Oct. 1. The sophomore posted career highs with eight catches for 180 yards (4th all-time) and two touchdowns on the game, including a 91-yard TD reception (3rd-longest in USF history) and 104 yards after the catch. With his 80-yard TD last year at Cincinnati, Horn now owns two of the nine longest receptions in program history.

### WHOOOP 'EM MANGHAM STYLE

Colorado transfer running back Jaren Mangham (6-2, 231) established himself as the Bulls' go-to redzone option in 2021, logging 15 rushing touchdowns on the year.

■ Added 10 pounds to his rugged frame for 2022.

■ Mangham scored three TD in the opening two games (2 vs. Howard) and now has 18 rushing TD in 14 games at USF, good for a tie for 8th all-time, and 23 for his career (5 at Colorado). He needs two to tie QB Marquel Blackwell (a USF Athletic Hall of Famer) for 7th and five to enter the top 5 all-time. Quarterback Quinton Flowers holds the record with 41 (2014-17).

■ Mangham ranked **No. 13 nationally** with 15 rushing TD in 2021, which tied for the second-best season mark in USF history and three short of the record of 18 set by Quinton Flowers in 2016.

■ His string of at least one TD in SEVEN games (Florida to ECU) tied for second all-time at USF. He had six games with multiple TD on the year.

■ He set a USF record posting at least two rushing TDs in FOUR straight games (2 vs. Florida, 3 vs. FAMU, 2 at BYU, 2 at SMU).

■ Mangham ran for three touchdowns vs. Florida A&M (2, 4 & 9), the most for a USF player in a game since the 2018 season and tied for the third-most all-time.



## SWEET PAD!

Raymond James Stadium hosted Super Bowl 55 on Feb. 7, 2021, as the Bucs defeated the Chiefs in the stadium's third Super Bowl. It also hosted the 2017 CFP Championship game. In recent years, the stadium has undergone major upgrades securing its stature among the finest venues:

- The first venue IN THE WORLD to feature Sportsbeam LED Field Lighting, which allows for 2.1 million color combinations and 100s of lighting effects. (2020)

- The addition of 5G network connectivity. (2020)

- \$10.4 million in COVID-19 mitigation, cleaning and sanitization enhancements, including installation of 775 hand sanitizer stations in the stadium and surrounding lots. (2020)

- Nearly \$160 million in upgrades (2018), including: a new 8,000-square-foot, full-service premium sports bar, new East & West Stadium Clubs that include sleek new bars, a club lounge, massive video displays, 162 TVs, and a state-of-the-art audio system, concourse and concession enhancements and locker rooms.

- State of the art, high visibility 9,600-square-foot video displays in both end zones along with the addition of a new 2,300-square-foot video towers in each corner and stadium ribbon board. All together, the video displays cover more than 28,000-square-feet, making Raymond James Stadium the third-largest video displays in the United States.



## O-LINE CONTINUITY

Not only does USF return all five offensive line starters from 2021, but also the longest tenured offensive line coach at USF since 2012.

- Assistant Head Coach Allen Mogridge returns to coach the offensive line for the third straight season, becoming the longest tenured Bulls coach at the position since Steve Shankweiler led the unit from 2010-12.

- USF has had seven offensive line coaches since 2012, with an average tenure of 1.4 years over the last 10 years and five serving for just one season.

- Super Senior offensive linemen Brad Cecil, Demetris Harris and Donovan Jennings have all started games in four seasons and played for three offensive line coaches.

- Brad Cecil is a **2022 Campbell Trophy SEMIFINALIST** for achievement on the field, classroom and community and also a **Wuerffel Trophy Candidate**.

## O-LINE CHASING CAREER STARTS MARKS; LEAD NATION IN STARTS ENTERING 2022

All five starters returned on the offensive line - LT Donovan Jennings, LG Demetris Harris, C Brad Cecil, RG Dustyn Hall & RT Demontrey Jacobs. Jennings, Harris and Cecil started alongside each other for the past four seasons and each brought at least 31 starts into 2022, leading all Bulls returners in career starts and with a chance to top the all-time Bulls career starts chart.

### CAREER STARTS

1. <b>Demetris Harris, OL</b>	<b>50</b>
Auggie Sanchez, LB, 2014-17	50
George Selvie, DE, 2006-09	50
4. DeDe Lattimore, LB, 2010-13	49
5. <b>Brad Cecil, OL</b>	<b>47</b>
6. Quinterrius Eatmon, OL, 2011-14	46

**Donovan Jennings, OL** **35 (out for season)**

- Senior offensive tackle Donovan Jennings suffered a season-ending leg injury at Louisville, bringing to an end a run of 22 games that Jennings, Brad Cecil and Demetris Harris started alongside each other on the offensive line.

- USF's offensive line brought 154 total career starts into the 2022 season, which led the nation by nearly 10:

USF	154
Pittsburgh	145
Georgia State	143

## HARRIS EQUALS CAREER STARTS RECORD

Senior left guard Demetris Harris is in his second year as a team captain having long ago established his team leadership. Now he looks to etch his name at the top of the Bulls career starts record as he is on track to make his 28th straight start and 51st of his career vs SMU to surpass the mark of 50 set by Bulls' all-time leading tackler linebacker Auggie Sanchez and All-American defensive end George Selvie. Harris will equal the mark despite playing most of the 2022 season with a painful foot injury.

## DEFFENSIVE NOTES

### BOYLES AT HEART OF BULLS DEFENSE

Linebacker Dwayne Boyles *currently stands No. 3 in the AAC posting 9.0 tpg*. He led USF in tackles (75) and tackles for loss (12.5) in 2019, had his 2020 season limited by injury, and finished second on the team with 68 tackles in 2021.

- His 288 career tackles rank 8th all-time on the USF career charts. He is on pace to become just the 8th Bull to post 300 career tackles.

- He has led USF and posted double-digit tackles in FIVE straight games ECU-Cincinnati-Tulane-Houston-Temple.

- His career-best 15 tackles, 2 TFL, 1 sack, 1 forced fumble performance vs. Tulane (10.15) marked USF's first player to post 15 tackles or more in a game since Patrick Macon did so in the 2019 season-opener vs. Wisconsin.

- Led USF with 10 tackles, 1.5 tackles for loss in 28-24 loss at No. 24 Cincinnati (10.8).

- Led USF with 12 tackles, 1.5 tackles for loss and a forced fumble vs. ECU (10.1)

- Made his 4th career interception at Florida (9.17) and returned it 37 yards to set up a touchdown.

### GRIER MISSES 7 GAMES

Senior linebacker Antonio Grier has led the Bulls in tackles, TFL and sacks the last two seasons, but has struggled with injury and the death of his father, limiting him to just two games.

- Missed most of the first two games in 2022 with injury before starting at Florida (9.17) and leading the team with 10 tackles.

- Suffered a broken hand at Louisville and missed the ECU and Cincinnati games before his father passed away and he subsequently missed the Tulane game.

- Second team all-conference in both 2021 and 2020.

- Grier led USF with 92 tackles, 8 TFL and 3 sacks in 2021 after leading the team with 59 tackles, 3.0 sacks and 5.5 TFL in a COVID-shortened 2020 season.

## PENALTY FREE

**USF stands No. 11 in the nation in fewest penalties per game (4.3) and No. 6 in fewest penalty yards per game (34.56)**

- In 2021, USF set a program record for the fewest number of penalties and penalty yards in a season.

- The Bulls' 61 penalties in 2021 beat the old record of 74 set in 2010 by 13 and ranked 28th nationally at 5.0 per game.

- The Bulls' 553 penalty yards in 2021 beat the old mark of 599 set in 2010 by 46 yards and ranked 41st nationally at 46 yards per game.

- Both marks are steep declines from 2017 when the Bulls had 111 penalties for 1,032 yards, both ranking among the top three most penalized seasons in program history.

## SITUATIONAL RECORDS

Under Scott 2022

vs. Top-25 opponents (AP/Coaches)	0-9	0-3
vs. Top-10 opponents (AP/Coaches)	0-3	0-0
USF scores first	2-8	0-2
Opponent scores first	2-17	1-6
USF leads after 1st quarter	1-3	0-2
Opponent leads after 1st quarter	1-17	1-5
USF leads at half	4-6	1-1
Tied at half	0-0	0-0
Opponent leads at half	0-19	0-7
USF leads after 3rd quarter	4-3	1-0
Opponent leads after 3rd quarter	0-21	0-7
Tied after 3rd	0-0	0-0

## USF OFFENSE

SCORING: 17 points or less	0-8	0-1
SCORING: 20 or more points	3-15	0-7
SCORING: 30 or more points	2-6	0-1
SCORING: 40 or more points	1-2	1-0
TOTAL OFFENSE: 400 or more yards	4-5	1-4
TOTAL OFFENSE: 500 or more yards	1-1	0-0
TOTAL OFFENSE: 300 yards or less	0-8	0-2
RUSHING: 200 or more yards	4-4	1-3
RUSHING: 300 or more yards	2-0	0-0
RUSHING ATT: 40 or more	3-10	1-3
PASSING: 200 or more yards	1-9	1-3
PASSING: 300 or more yards	0-2	0-0
PASSING ATT: 30 or more	1-14	1-2
1st DOWNS: at least 20	3-13	1-4
3rd DOWNS: convert 40% or more	2-7	0-3
TURNOVERS: two or less	4-25	1-5

## USF DEFENSE

SCORING: allow 15 points or less	2-0	0-0
SCORING: allow 20 points or less	3-1	1-0
SCORING: allow 21 points or more	0-24	0-8
TOTAL OFFENSE: 300 yards or less	2-1	0-0
RUSHING: allow 150 yards or less	2-5	0-2
RUSHING: allow 100 yards or less	1-0	0-0
PASSING: allow 150 yards or less	1-3	0-1
PASSING: allow 100 yards or less	1-0	0-0
1st DOWNS: allow 15 or less	1-1	0-0
3rd DOWNS: convert 33% or less	2-5	0-2
TURNOVERS: two or more	3-8	1-2

## TEAM COMPARISON

RUSHING YARDS: USF has more	4-8	1-4
PASSING YARDS: USF has more	1-6	0-1
TOTAL YARDS: USF has more	4-3	1-1
TURNOVERS: USF has fewer	3-5	1-2
TIME OF POSSESSION: advantage	2-10	0-3
1ST DOWNS: USF has more	2-5	0-1
PENALTIES: USF has fewer	4-10	1-3
SPECIAL TEAMS SCORE: USF scores TD	1-3	0-1

## USF INDIVIDUALS

RUSHING: 100-yard rusher	2-5	1-3
PASSING: 200-yard passer	1-8	1-2
RECEIVING: 100-yard receiver	0-7	0-4
RUSH/PASS: 100-yard rusher/200-yard passer	1-2	1-1

## USF LARGEST CROWDS

1. 99,235	at Penn State	Sept. 3, 2005	L, 23-13
2. 90,612	at Florida	Sept. 12, 2010	L, 38-14
3. 88,496	at Florida	Sept. 17, 2022	L, 28-31
4. 83,524	at Florida State	Sept. 26, 2009	W, 17-7
5. 82,617	at Auburn	Sept. 8, 2007	W, 26-23 OT
6. 80,795	at Notre Dame	Sept. 3, 2011	W, 23-20
7. 78,900	at South Carolina	Sept. 12, 2004	L, 34-3
8. 78,111	at Wisconsin	Sept. 27, 2014	L, 27-10
9. 76,780	at Alabama	Aug. 30, 2003	L, 40-17
10. 74,432	at Oklahoma	Sept. 28, 2002	L, 31-14
11. 72,811	at Florida State	Sept. 12, 2015	L, 14-34
12. 70,401	at Michigan St.	Sept. 7, 2013	L, 21-6
13. 69,383	vs. Florida State	Sept. 29, 2012	L, 30-17
14. 67,012	vs. West Virginia	Sept. 28, 2007	W, 21-13
15. 66,469	vs. Miami	Nov. 28, 2009	L, 31-10

BOLD = HOME

# SEASON HONORS

## PRESEASON ALL-AMERICAN

**Brian Battie (RB/KR):** 1st Team: Athlon, ESPN, Phil Steele & Action Network

## NATIONAL WATCH LISTS

**Gerry Bohanon (QB):** Davey O'Brien & Johnny Unitas Golden Arm

**Brian Battie (RB/KR):** Paul Hornung Award

**Brad Cecil (C):** Campbell Trophy, SEMIFINALIST & Wuerffel Trophy

**Xavier Weaver (WR):** Biletnikoff Trophy

**Dwayne Boyles (LB):** Rotary Lombardi Award

**Antonio Greir (LB):** Bronko Nagurski

**Spencer Shrader (K):** Lou Groza Award

## PRESEASON All-AAC HONORS

**Brian Battie (RB/KR):** Phil Steele: 1st Team; Athlon: 1st Team

**Dwayne Boyles (LB):** Phil Steele, 2nd Team; Athlon: 3rd Team

**Brad Cecil (OC):** Athlon: 3rd Team

**Antonio Greir (LB):** Phil Steele: 1st Team; Athlon: 1st Team

**Demetris Harris (OG):** Phil Steele: 4th Team; Athlon: 2nd Team

**Jimmy Horn (WR):** Phil Steele, 4th Team;

**Demontrey Jacobs (OT):** Phil Steele, 4th Team;

**Donovan Jennings (LT):** Athlon: 2nd Team

**Jaren Mangham (RB):** Phil Steele: 2nd Team; Athlon: 4th Team

**Spencer Shrader (K):** Phil Steele: 3rd Team; Athlon: 3rd Team

**Xavier Weaver (WR):** Phil Steele: 4th Team; Athlon: 3rd Team

**Rashawn Yates (DT):** Athlon: 4th Team

## EAST-WEST SHRINE GAME 1,000

Gerry Bohanon

Donovan Jennings

Antonio Grier

Xavier Weaver

## AAC PLAYERS OF THE WEEK

-- : --

## AAC HONOR ROLL

**Week 3:** Brian Battie (150 rush, 250 all-purpose at Florida)

## GAME CAPTAINS

**Week 1 (BYU):** OFF: Cecil, Harris; DEF: Hansford, Yates,

**Week 2 (HOWARD):** OFF: Carter, Jennings; DEF: Grant, LaPointe

**Week 3 (at Florida):** OFF: Bohanon, Jacobs; DEF: Boyles, Grier

**Week 4 (at Louisville):** Shrader, OFF: Weaver; DEF: Hill & Brown

**Week 5 (ECU):** OFF: Cecil, Harris; DEF: Boyles, LaPointe

**Week 6 (at Cincy):** OFF: Cecil, Bohanon; DEF: Boyles, Hansford

**Week 7 (Tulane):** OFF: Harris, Bohanon; DEF: Boyles, Yates

**Week 8 (Houston):** OFF: Cecil, Harris; DEF: Boyles, Yates

**Week 9 (Temple):** OFF: Cecil, Harris; DEF: Boyles, Yates

## FEELING A RUSH

USF's defense had just nine sacks last season, so clearly it was a priority in 2022.

■ Five Bulls have at least four TFL on the year and eight have a sack.

■ Following the Bulls 4 sack, 8.0 TFL effort vs. Tulane (10.15), led by three sacks from DE Jason Vaughn, the Bulls eclipsed their 2021 season numbers in those categories after just 7 games.

■ USF now has 13 sacks and 50 TFL on the year after posting just 9 sacks and 42 TFL in 12 games last year and 7 sacks and 42 TFL in nine games in 2020. The Bulls posted 29 sacks and 93 TFL in 2019.

■ DE Jason Vaughn ranks No. 6 in the AAC in sacks and No. 2 at USF with 7 TFL, after he posted a career-best three sacks vs. Tulane, the most sacks for a USF player since Deadrin Senat posted three vs. Texas Tech in 2017.

■ Transfer DE Jatorian Hansford recorded USF's first sack in the 2022 season-opener vs. BYU and has 2.5 on the year.

■ DE Tramel Logan, who added nearly 20 pounds in the offseason, produced a career-best two TFL vs. BYU.

■ The Bulls posted 11 TFL and three sacks vs. Howard.

## SPECIAL TEAMS NOTES

### GETTING HIS KICKS

Kicker Spencer Shrader, a former soccer player who walked on to the team in 2019, is had a career year in 2021 and was named a LOU GROZA AWARD Semifinalist.

■ Dating to the 2019 season, Shrader has converted on 20 of his last 28 attempts. Shrader's string includes made field goals of 52, 49, 49, 49, 47, 46, 44, 42 and 41 yards. *His misses this year are from 54 (partially blocked), 49 (bad hold), 44 & 31.*

■ Shrader went 11-for-13 on field goal attempts in 2021. He made nine straight to start the year before missing from 51 yards, marking the third-longest string in program history four behind the program record for most consecutive field goals made (13 by Emilio Nadelman from Sept. 15-Oct. 21, 2017 and Marvin Kloss from Aug. 31-Dec. 7, 2013).

■ Against Temple (10.23.21), Shader hit a 52-yarder to tie for the third-longest made field goal in program history.

### TOUCHBACK TITAN:

USF kicker Spencer Shrader is not only a weapon with long range in the field goal kicking department, but has been recording touchbacks on kickoffs at an extraordinary pace in 2022.

■ Of 44 kickoffs on the year, Shrader has recorded 38 touchbacks, by far the highest percentage in the AAC at 86 percent.

# RECORDS WATCH

## RECEIVING YARDS - CAREER

NAME	YDS	YEARS
1. Andre Davis	2,136	2011-14
2. Rodney Adams	1,967	2014-16
3. Tyre McCants	1,856	2015-18
<b>4. Xavier Weaver</b>	<b>1,675</b>	<b>2019-22</b>
5. Carlton Mitchell	1,648	2007-09
6. Dontavia Bogan	1,534	2007-10
7. Hugh Smith	1,523	1999-2002
8. Huey Whittaker	1,447	2001-03
9. Taurus Johnson	1,434	2005-08
10. Charlie Jackson	1,373	1997-200
11. Mitchell Wilcox	1,326	2016-19
12. DeAndrew Rubin	1,306	1999-2002
13. Marquez Valdes-Scantling	1,294	2016-17

## RECEPTIONS - CAREER

NAME	CATCHES	YEARS
1. Andre Davis	153	2011-14
2. Rodney Adams	135	2014-16
3. Hugh Smith	131	1999-2002
4. Tyre McCants	127	2015-18
5. Huey Whittaker	117	2001-03
<b>6. Xavier Weaver</b>	<b>112</b>	<b>2019-22</b>
Taurus Johnson	112	2005-08
8. Dontavia Bogan	107	2007-10
Jessie Hester	107	2005-09
10. Carlton Mitchell	105	2007-09

## RECEIVING YARDS - SEASON

NAME	YDS	YEAR
1. Marquez Valdes-Scantling	879 (53)	2017
5. Xavier Weaver	715	2021
6. Carlton Mitchell	706	2009
7. Tyre McCants	686	2017
8. Dontavia Bogan	685	2010
9. Randall St. Felix	679	2018
10. Hugh Smith	661	2002
<b>Xavier Weaver</b>	<b>658</b>	<b>2022</b>

## RECEPTIONS - SEASON

NAME	REC	YEAR
1. Rodney Adams	67 (822)	2016
2. Hugh Smith	62 (661)	2002
3. Tyre McCants	59 (622)	2018
4. Jessie Hester	54 (579)	2008
5. Marquez Valdes-Scantling	53 (879)	2017
6. Huey Whittaker	52 (548)	2001
<b>7. Xavier Weaver</b>	<b>49</b>	<b>2022</b>
Andre Davis	49 (735)	2013
Ean Randolph	49 (506)	2006
10. Dontavia Bogan	47 (685)	2010

## RECEIVING YARDS - GAME

NAME	YDS	Game
1. Tyre McCants	227 (9)	at UCF, 2017
2. Andre Davis	191 (12)	at Nevada, 2012
3. Marquez Valdes-Scantling	186 (10)	vs Houston, 2017
4. <b>Jimmy Horn</b>	<b>180 (8)</b>	vs. ECU, 2022
5. Randall St. Felix	165 (6)	vs. Marshall, 2018

## INTERCEPTION RETURN YARDS - CAREER

NAME	YARDS	YEAR
1. Trae Williams	219 (16)	2004-07
<b>2. Daquan Evans (So.)</b>	<b>190 (4)</b>	<b>2019-</b>
3. Devin Abraham	189 (9)	2014-17



# AMERICA'S FASTEST RISING UNIVERSITY

U.S. News and World Report released its latest higher education rankings (2021) and the University of South Florida continues to be America's fastest-rising university, according to U.S. News. Over the past 10 years, USF has risen 48 spots among public universities from No. 94 to No. 46 and 67 spots among all universities (public or private), from No. 170 to No. 103. No other university in the country has risen so far so quickly. This also marks the third year in a row that USF is ranked in the top 50 among public universities.

■ Designated a "Preeminent State Research University" by the Florida board of governors in 2018, USF is in elite company with the University of Florida and Florida State University as the only three state universities to earn the designation.

■ USF enrollment surpassed 50,000 students for the first time in the fall of 2017, now with 50,830 students currently enrolled across the three campuses: USF Tampa, USF St. Petersburg and USF Sarasota-Manatee.

■ USF is the nation's 7th leading public university in generating new United States utility patents and ranks 16th among universities worldwide.





# CHAMPA BAY!

The Bay area has staked a claim as the epicenter of championship sports teams in recent years. Home to four professional sports organizations, including the MLB Rays, NHL Lightning, NFL Buccaneers and USL Rowdies. All have had outstanding championship seasons in the last two years, making celebratory boat parades on the Hillsborough River in downtown Tampa a common occurrence..

■ Since 2020, the Bay Area has claimed a **Super Bowl Champion**, two **Stanley Cups**, an **American League Pennant** and a **USL Conference Championship**.

■ The **Tampa Bay Lightning** repeated as Stanley Cup champions in 2021, downing the Montreal Canadiens (4-1) in the Stanley Cup Finals. The Lightning also won the Cup in 2020 and back in 2004. They have reached the Stanley Cup finals in three straight years: 2020, 2021 and 2022.

■ The **Tampa Bay Buccaneers** acquired sure Hall of Fame players Tom Brady and Rob Gronkowski prior to the 2020 season and went on to down the Kansas City Chiefs (31-9) to win Super Bowl 55 in Raymond James Stadium. The Buccaneers became the first team in NFL history to play in and win a Super Bowl that was held at its home stadium. The Bucs also won a Super Bowl in 2002.

■ The **Tampa Bay Rays** posted 100 wins and had the best record in the American League. They won pennant and reached the 2020 World Series, falling to the Los Angeles Dodgers in six games. The Rays also reached the 2008 World Series. The Rays established ace is former USF pitcher Shane McClanahan.

■ The **Tampa Bay Rowdies** soccer team won its conference and reached the USL Championship final in 2020 and again in 2021.



## BULLS HELP HABITAT FOR HUMANITY

The USF team loaded up the buses and headed across the bay to Pinellas County to assist Habitat for Humanity in getting seven houses ready for occupancy. The Bulls spent two hours painting, laying sod, digging holes for plantings, mulching, hanging storm shutters and moving construction materials. The players were divided into different teams painting, shoveling, planting, and doing everything else it takes to make a house a home. "It means the world to have a group of young men like this that are trying to establish themselves through school and through football—come out, swing a hammer and help other families in our com-



## THE USF FOOTBALL PROGRAM

- The Bulls have had five head coaches in 26 seasons.
- USF was ranked for a program record 20 straight weeks (2016-2017) has spent 48 weeks in the Top 25.
- The Bulls reached as highly as the No. 2 ranking in 2007, becoming the fastest program to go from inception to a top 10 ranking in FBS history.
- USF has played in 10 bowl games and won six.
- USF has claimed victories in Tampa over Louisville, West Virginia, Georgia Tech, Pittsburgh, Kansas and North Carolina among others.
- USF has claimed road or neutral site wins over Florida State, Auburn, Clemson, Notre Dame, Miami, Louisville, NC State, West Virginia and TCU among others.
- USF has had 30 first-team All-Conference selections, including 1 Offensive Player of the Year, 1 Defensive Player of the Year, 2 Special Teams Players of the Year and 1 Rookie of the Year.
- USF has had six players selected a first-team All-American a total of seven times.
- 14 USF players have been part of 18 Super Bowl teams, 10 part of a Super Bowl Champion, including 2020 as Bay area product Austin Reiter (Chiefs) and Jason Pierre-Paul (Buccaneers) went head to head.



## RAYMOND JAMES STADIUM: HOME OF BULLS, BUCS & SUPER BOWLS

### TOP USF SEASON AVERAGE ATTENDANCE

RANK	AVERAGE	YEAR	GAMES	ATTENDANCE
1.	53,170	2007	6	319,019
2.	52,553	2009	6	315,319

### TOP USF GAME CROWDS

RANK	ATTENDANCE	OPPONENT	DATE	WINNER	SCORE
1.	69,383	Florida St.	9/29/2012	FSU	L, 30-17
2.	67,012	West Virginia	9/28/2007	USF	W, 21-13
3.	66,469	Miami	11/28/2009	UM	L, 31-10
4.	65,948	UCF	10/13/2007	USF	W, 64-12
5.	63,976	Cincinnati	10/15/2009	UC	L, 34-17

- USF is one of the few college programs that play in an NFL stadium, opened on Sept. 20, 1998.
- Raymond James Stadium is home to the NFL's Tampa Bay Buccaneers and has hosted three Super Bowls: Super Bowl XXXV in 2001 (Ravens and Giants) and Super Bowl XLIII in 2009 (Steelers and Cardinals) and Super Bowl LV in 2021 (Chiefs and Buccaneers). The stadium also hosted the 2017 CFP National Championship Game won by Clemson over Alabama.



## WELCOME TO THE SUNCOAST NOTING TAMPA & THE BAY AREA

- The greater Tampa Bay area has a population of more than 4 million and is one of the fastest growing areas in the country. It is the **13th largest TV market** in the United States with 2.03 million TV households.
- Tampa ranks as fifth-most popular American city according to a Pew Research Center study.
- Tampa ranked as the 5th best outdoor city by Forbes. The area's average highs range 70 to 90 °F year round, and lows 52 to 76 °F.
- Nicknames: Cigar City & The Big Guava
- Tampa is near 18 beaches. In 2020, Trip Advisor rated Siesta Key the No. 1 Beach in America followed closely by St. Petersburg Beach (No. 2) and Clearwater Beach (No. 5).



## RECORDS WATCH

### RUSHING TOUCHDOWNS - CAREER

NAME	TD	YEARS
1. Quinton Flowers	41	2014-17
2. Marlon Mack	32	2014-16
3. B.J. Daniels	25	2008-12
4. Andre Hall	24	2005-06
5. Matt Grothe	23	2006-09
Mike Ford	23	2007-09
7. Marquel Blackwell	20	1999-2002
8. <b>Jaren Mangham</b>	<b>18</b>	<b>2021-22</b>
Demetris Murray	18	2009-12
Rafael Williams	18	1997-2000

### RUSHING TD - CONSECUTIVE GAMES

NAME	GAMES	YEAR
1. Marlon Mack	11	2016
2. <b>Jaren Mangham</b>	<b>7</b>	<b>2021</b>
Darius Tice	7	2017

### TOUCHDOWNS RUSHING - SEASON

NAME	TD	YEAR
1. Quinton Flowers (QB)	18	2016
2. <b>Jaren Mangham</b>	<b>15</b>	<b>2021</b>
Marlon Mack	15	2016

### KICK RETURN TD - SEASON & CAREER

NAME	SEASON	CAREER
1. <b>Brian Battie</b>	<b>3, 2021</b>	<b>3</b>
2. Terrence Horne	2, 2018	2
Lindsey Lamar	2, 2010	2
4. <b>Jimmy Horn</b>	<b>1, 2022</b>	<b>1</b>

### KICK RETURN - SEASON AVERAGE

NAME	AVERAGE	YEAR
1. <b>Brian Battie</b>	<b>33.9</b>	<b>2021</b>
2. J.R. Reed	31.7*	2003
3. Hugh Smith	29.2	2001
4. Rodney Adams	29.1	2015

\* Led NCAA

### KICK RETURN - SEASON YARDS

NAME	YARDS	SEASON
1. Lindsey Lamar	903	2010
2. Lindsey Lamar	817	2011
3. Dontavia Bogan	770	2009
Dontavia Bogan	770	2008
5. <b>Brian Battie</b>	<b>591</b>	<b>2021</b>
5. DeAndrew Rubin	578	1999
6. J.R. Reed	570	2003
7. D'Ernest Johnson	563	2015
<b>Brian Battie</b>	<b>553</b>	<b>2022</b>

### KICK RETURN - GAME YARDS

NAME	YARDS	SEASON
1. Terrence Horne	264	vs. Georgia Tech (2018)
2. <b>Brian Battie</b>	<b>208</b>	<b>vs. Houston (2021)</b>

### TACKLES - CAREER

NAME	TACKLES	YEARS
1. Auggie Sanchez	388	2014-17
2. Kawika Mitchell	367	1999-2002
3. DeDe Lattimore	337	2010-13
4. Ben Moffitt	335	2004-07
5. Stephen Nicholas	326	2002-06
6. Roy Manns	317	1997-2000
7. J.R. Reed	301	2000-03
8. <b>Dwayne Boyles</b>	<b>288</b>	<b>2018-present</b>
9. Maurice Jones	285	2000-03
10. Anthony Williams	276	1998-2001
11. Sam Barrington	258	2009-12
12. Anthony Henry	254	1997-2000
13. Nate Godwin	252	2013-16

## CHALLENGING SCHEDULE

The Bulls were challenged by a rigorous schedule. Three of the first four games — BYU, at Florida and at Louisville — were against top-50 programs that played in Bowl games last year, with two coming on the road. USF also visits the American Athletic Conference's top two teams — Cincinnati (Oct. 8) and Houston (Oct. 29) — while hosting UCF in the War on I-4 during Thanksgiving weekend. The preseason AAC poll voted Houston as the favorite to win the conference followed by Cincinnati and UCF.

Nine of the Bulls' 12 regular season opponents received a bowl or College Football Playoff bid in 2021 and three finished ranked in the top 20.

■ The CFP ranked USF schedule strength No. 25 in the nation after week 4.

■ USF faced a program-record three Top 25 ranked teams in its first six games, one of 10 teams nationally to do so.

■ **Ranked Foes:** The Bulls faced three AP Top 25 ranked opponents in their first six games (the most ever in that span) - taking on #25 BYU, #18 Florida and #24 Cincinnati by the midway point of the season. USF has faced three or more FBS ranked foes in a season just eight times, with three of those occurring in the last four years, including 2021 and 2022. The Bulls faced a record five ranked teams in 2009 (8-5) and faced three in 2021 (2-10), 2019 (4-8), 2015 (8-5), 2013 (2-10), 2006 (9-4) and 2005 (6-6). USF faced four I-AA ranked teams in 2000 prior to going FBS.

■ **Road 4-pack:** Due to Hurricane Ian, USF played four straight games away from Tampa for the first time in program history. The Bulls had previously played three straight games away from Tampa just once in 2006, as the Bulls fell at No. 10 Louisville (31-8), won at No. 7 West Virginia (24-19) and won a neutral site game vs. ECU (24-7) in the Papa Johns Bowl. The Bulls' seven road (6)/neutral (1) regular season games in 2022 are the most ever for the program in a regular season.

## KELLY UNVEILS VISION FOR ATHLETIC DISTRICT EXPANSION:

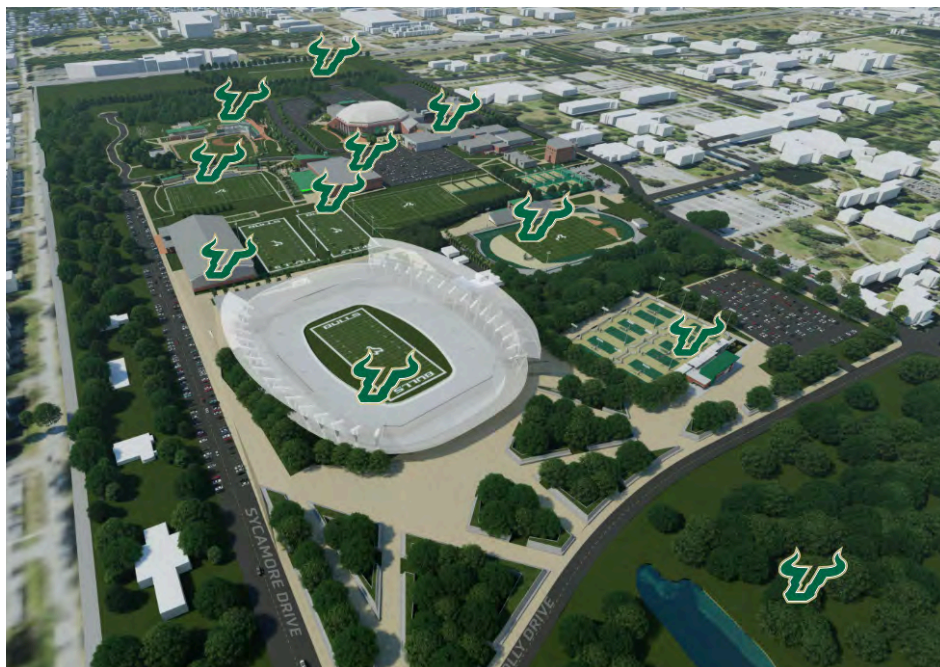
Vice President of Athletics Michael Kelly announced the university's vision and commitment to continuing to provide an unparalleled student-athlete and unique fan experiences outlined in a Facilities Master Plan that includes additions and enhancements of facilities for all varsity athletic sports programs.

The vision for the future development of the USF Athletics district includes facility investments that have already been achieved in the last year, conceptual plans for many facilities currently in development, and highlights future initiatives in the beginning planning stages that will continue to evolve.

Many facility enhancements that are part of the plan have already been achieved in the last year or are nearing completion within the next year. These include a \$22-million Indoor Performance Facility set to open this fall; a \$3-million football locker room and office renovation completed last summer, a \$2-million television broadcast facility completed in 2020, a \$1-million resurfacing of the running surface at the USF Track & Field Stadium, installation of new hydrotherapy pools in the Lee Roy Selmon Center, and \$1.2-million in enhancements to The Corral for USF volleyball that include a new Taraflex floor, bleachers, nutrition bar, videoboard and roof among many enhancements.

New facility additions included in the plan include the addition of an on-campus football and lacrosse stadium by the 2026 season, a baseball and softball clubhouse, a tennis facility, a complete overhaul of the golf practice facility, and USF Track & Field Stadium additions of a new press box and video board. Plans for the recently announced Beach Volleyball program include building a new facility adjacent to the Yuengling Center and providing renovated coaches' offices and a locker room. Women's lacrosse will utilize a new locker room and coaches' offices in the Lee Roy Selmon Center and will begin play in Corbett Stadium before moving into the on-campus stadium.

Current facilities also slated for enhancement include the Lee Roy Selmon Athletics Center – which will include a complete renovation of the entrance lobby – and Corbett Soccer Stadium – which includes enhanced fan areas, a new video board and a new press box. Also planned is a renovation of the Muma Basketball Center lobby and other player areas.





## TWO DECADES OF PULLING RANK

The Bulls will face several ranked teams in 2022. Since becoming a full FBS program in 2001, USF has registered 11 victories against opponents ranked in the Associated Press top 25 (including three wins against the top 10, four road victories and triumphs against opponents from the ACC, Big 12 and SEC). In that 21-season span, only two other American Athletic Conference programs have more victories against ranked opponents than USF.

### AAC Team Top 25 Wins\* Top 10 Wins\* \*Since 2001

Cincinnati	19	3
Houston	14	4
USF	11	3
Memphis	8	0
UCF	8	3
East Carolina	6	1
SMU	6	0
Navy	5	1
Temple	5	0
Tulsa	5	0
Tulane	0	0

## IT'S A FAMILY AFFAIR

The Bulls have several family connections within USF the coaching staff and in college football and college athletics:

**Offensive coordinator Travis Trickett, his father, Rick, and brothers Clint & Chance.** Rick Trickett is currently the offensive line coach at Jacksonville State. A long time, well-respected collegiate coach, he had notable stints at West Virginia, Mississippi State, Auburn, LSU and Florida State under Jimbo Fisher helping win the 2013 BCS National Championship.

His younger brother, **Clint**, is currently the offensive coordinator at Marshall, helping orchestrate a huge upset at Notre Dame early in the 2022 season, and played quarterback at Florida State (2010-12) and West Virginia (2013-14).

His younger brother, **Chance**, is a scout for the NFL's Los Angeles Rams.

**Wide receivers coach Bobby Bentley's sons Jake, Chas and Shuler.** Jake played quarterback at South Carolina, Utah and South Alabama and played against USF in the 2016 Birmingham Bowl, falling to the Bulls 46-39 in overtime. He is currently a graduate assistant at FAU. Eldest son Chas Dodd played quarterback at Rutgers and is a strength coach at Miami (FL). Shuler played quarterback at Murray State and is now a graduate assistant at Troy. His youngest son, Brooks, is the starting quarterback at Venice High School (Fla.) and a three-star prospect in the Class of 2023.

**Offensive line coach Allen Mogridge and daughter, Liv:** Liv Mogridge is a 6-4, freshman middle hitter on the North Carolina volleyball team. She was fourth on the team in kills and second in blocks after 11 games.

## RECORDS WATCH

### CAREER FIELD GOALS MADE

NAME	#	DATES
1. Maikon Bonani	69	2008-12
2. Emilio Nadelman	43	2014-17
3. Santiago Gramatica	38	2001-04
4. Bill Gramatica	36	1998-2000
5. Delbert Alvarado	26	2006-09
<b>Spencer Shrader</b>	<b>24</b>	<b>2019-present</b>

### CONSECUTIVE FIELD GOALS MADE

NAME	#	DATES
1. Emilio Nadelman	13	9.15-10.21, 2017
Marvin Kloss	13	8.31-12.7, 2013
3. Maikon Bonani	12	11.11.11-10.6.12
4. <b>Spencer Shrader</b>	<b>9</b>	<b>9.2.21-11.20.21</b>
tied with Coby Weis (2018) & Emilio Nadelman (2015)		

### LONGEST FIELD GOALS MADE

NAME	#	DATES
1. Bill Gramatica	63	11/18/00
2. Delbert Alvarado	56	11/11/06
3. Marvin Kloss	52	10/5/13
<b>Spencer Shrader</b>	<b>52</b>	<b>10/23/21</b>

### 40+ YARD FIELD GOALS IN A GAME

NAME	GAME
4 <b>Spencer Shrader</b>	at Memphis, 11/7/20

## QUOTABLE

"When Jeff came to Tampa in December of 2019, we had high expectations for where he could take our football program. While he did so many things right, including rebuilding our culture, pushing forward our Indoor Performance Facility, and engaging our community, the on-the-field results fell well below our standards. He is a tremendous person and class individual and we wish him, Sara, Savannah and Hunter all the best in the future."

-- **USF VP of Athletics Michael Kelly on the decision to dismiss Jeff Scott**

"I fully support Michael Kelly's difficult decision to change the leadership of our football program and move us in a different direction. I thank Coach Scott for his dedication to the University of South Florida and wish nothing but the best for him and his family in the future. Unfortunately, our football team's results have fallen short of our expectations and what our fans deserve. We are fully committed to finding a new coach who can rebuild the program and consistently put a winning team on the field."

-- **USF President Rhea Law**

"I would like to thank our players, coaches and staff members for all their hard work during my time as the head coach at USF. I especially want to thank USF President Rhea Law and Vice President/Director of Athletics Michael Kelly for giving me the incredible opportunity to lead the football program the last three years. I will miss this team and will do anything in my power to help them in the future. I am disappointed that our hard work didn't translate to more success on the field, but I am confident that we have set a new foundation. I know the future of USF football is bright and my family and I will always remember our time at USF as a very special chapter in our lives."

-- **Jeff Scott**



### JPP NAMED TO NFL TOP 100

USF first team All-American defensive end Jason Pierre-Paul (2009) has gone on to earn three NFL Pro Bowl selections (2012, 2013, 2020) and a pair of Super Bowl Championships (2012, New York Giants & 2020, Tampa Bay Buccaneers. He was named to the NFL Top 100 players for 2020-21.

■ 57 schools had a player named to the NFL Top 100, but only three in Florida: USF, FSU & FAU

■ USF was one of just three AAC schools with an NFL Top 100 player: USF, SMU & Cincinnati

■ USF has had 14 players make a total of 18 appearances in the Super Bowl, including Chiefs' Center Austin Reiter and Pierre-Paul facing each other in Super Bowl LV in Tampa. With JPP becoming the first Bulls' player to earn two Super Bowl titles.

USF has produced 10 Super Bowl Champions, including Reiter the year before with the Chiefs.

# 2022 USF FOOTBALL STAFF



## TRAVIS TRICKETT

### Offensive Coordinator/Quarterbacks

**Alma Mater:** West Virginia, '07

1st Season with USF

- Came to USF from alma mater West Virginia (WR, TE)
- Previously OC at FAU, Georgia State & Samford
- Ranked among top recruiters in Big 12 (key in Miami)



## ALLEN MOGRIDGE

### Offensive Line Coach/Assistant Head Coach

**Alma Mater:** North Carolina, '99

3rd Season with USF

- O-line at FIU ranked in top 10 in sacks in '18 & '19
- Helped FIU to three straight bowl appearances
- Has nearly 20 years of coaching experience



## CAM AIKEN

### Running Backs/Run Game Coordinator

**Alma Mater:** Clemson, '11

2nd Season with USF

- Previous 9 seasons on Clemson staff
- Worked closely with Scott on offensive planning at Clemson
- Part of 6 CFP runs and 2 national championships with Tigers



## BOBBY BENTLEY

### Wide Receivers/Pass Game Coordinator

**Alma Mater:** Presbyterian, '90

2nd Season with USF

- Spent previous 5 seasons at South Carolina
- Highly successful high school coach in South Carolina
- Named a Rivals Top 25 Recruiter in 2019



## XAVIER DYE

### Tight Ends Coach/Recruiting Coordinator

**Alma Mater:** Clemson, '10

3rd Season with USF

- Scott was his position coach as a WR at Clemson
- Coached with Scott at Clemson as a GA with the WRs
- Wide receivers coach at West Virginia in 2019



## ALBERT BOONE

### Associate AD for Football Operations

**Alma Mater:** Florida State, '03

5th Season with USF




## CHAD MORRIS

### Senior Offensive Analyst

**Alma Mater:** Texas A&M, '92

1st Season with USF

- Head coach at Arkansas (2018-19) & SMU (2015-17)
- Offensive coordinator at Auburn (2020)
- Offensive coordinator at Clemson (2011-14)




## DANIEL DA PRATO

### Interim Head Coach/Special Tms Coord.

**Alma Mater:** Louisiana-Monroe, '03

3rd Season with USF

- Coached at Arkansas in 2019
- Coached two All-Americans at Montana State
- Played quarterback at ULM from 2002-03



## ERNIE SIMS

### Defensive Coord./Linebackers Coach

**Alma Mater:** Florida State, '18

3rd Season with USF

- No. 9 overall pick in the 2006 NFL Draft/8 NFL seasons
- All-America linebacker at Florida State/No. 1 recruit in '03
- Parade and USA Today prep All-American




## GEORGE BARLOW

### Cornerbacks Coach

**Alma Mater:** Marshall, '90

2nd Season with USF

- Previous 7 seasons at NC State/Asst. HC for defense
- Brings 30 years of collegiate coaching experience
- Played safety at Marshall




## DA'QUAN BOWERS

### Defensive Line Coach

**Alma Mater:** Clemson, '19

3rd Season with USF

- Was No. 1 overall high school prospect by ESPN in 2008
- Second-round draft pick of the Tampa Bay Bucs in 2011
- Coached with Jeff Scott at Clemson where he was an All-American & Nagurski Trophy winner




## A.J. ARTIS

### Strength & Conditioning Coach

**Alma Mater:** Campbell, '15

2nd Season with USF

- Previously head strength & conditioning coach at Tennessee
- Spent two seasons at Duke
- Three-year football letterman at Campbell (WR & TE)



## MIKE GIGLIO

### Director of Recruiting and Pro Liaison

**Alma Mater:** Florida, '08

6th Season with USF





## THE HERD

In 2015, the USF Student Government passed a resolution to officially rename the USF student section The Herd. USF's student section can number more than 12,000, making it among the largest in the nation. Front row fans that arrive early and paint their bodies green and gold are known as *The Beef Studs*.

## BULLS IN THE POLLS - WEEKS IN TOP 25: 48; TOP 20: 32; TOP 15: 12; TOP 10: 4

2022 WEEK	AP	COACHES	Week 8	NR	NR
Preseason	NR	NR	Week 9	NR	NR
Week 1	NR	NR	Week 10	NR	NR
Week 2	NR	NR	Week 11	NR	NR
Week 3	NR	NR			
Week 4	NR	NR			
Week 5	NR	NR			
Week 6	NR	NR			
Week 7	NR	NR			

## ASSOCIATED PRESS (Week 11)

RK	TEAM	RECORD	PTS	TREND
1	Georgia (62)	1,574	1	9-0
2	Ohio State (1)	1,500	T-2	9-0
3	Michigan	1,455	4	9-0
4	TCU	1,361	7	9-0
5	Tennessee	1,339	T-2	8-1
6	Oregon	1,258	8	8-1
7	LSU	1,132	15	7-2
8	Southern California	1,061	9	8-1
9	UCLA	1,040	10	8-1
10	Alabama	1,009	6	7-2
11	Ole Miss	962	11	8-1
12	Clemson	938	5	8-1
13	Utah	881	12	7-2
14	Penn State	735	16	7-2
15	North Carolina	676	17	8-1
16	Tulane	607	19	8-1
17	NC State	547	21	7-2
18	Texas	399	18	6-3
19	Liberty	358	23	8-1
20	Notre Dame	316	NR	6-3
21	Illinois	262	14	7-2
22	UCF	257	25	7-2
23	Kansas State	247	13	6-3
24	Washington	187	NR	7-2
25	Florida State	78	NR	6-3

## COACHES POLL (WEEK 11)

RK	TEAM	REC	PTS1st	Prev.	Chg
1	Georgia	9-0	1572	61	1
2	Ohio State	9-0	1505	0	2
3	Michigan	9-0	1447	2	4
4	Texas Christian	9-0	1355	0	7
5	Tennessee	8-1	1284	0	3
6	Oregon	8-1	1272	0	8
7	Southern California	8-1	1140	0	9
8	Louisiana State	7-2	1082	0	17
9	Mississippi	8-1	1056	0	10
10	UCLA	8-1	988	0	11
11	Alabama	7-2	973	0	6
12	Clemson	8-1	896	0	5
13	Utah	7-2	888	0	12
14	North Carolina	8-1	737	0	15
15	Penn State	7-2	717	0	16
16	NC State	7-2	568	0	20
17	Tulane	8-1	555	0	21
18	Texas	6-3	368	0	NR
19	Liberty	8-1	366	0	23
20	Illinois	7-2	302	0	13
21	Central Florida	7-2	273	0	25
22	Kansas State	6-3	243	0	14
23	Washington	7-2	175	0	NR
24	Kentucky	6-3	173	0	24
25	Notre Dame	6-3	133	0	NR

## FOR THE RECORD:

### HOME; ROAD; CONFERENCE; NON-CONFERENCE MARKS

#### HOME RECORD

■ **OVERALL:** 102-59 (.633) record in home games since the program started in 1997

**RAYMOND JAMES STADIUM:** 96-55 (.631)

\* USF played the 1997 home schedule and the first two games of the '98 season in Tampa Stadium, going 6-3, moving to Raymond James for the Citadel game in '98.

■ **Winning Home Record:** 17 of 22 seasons.

**Undefeated Home Record:** 3 seasons: 2002, '01 & '00

**One Loss Home Record:** 8 seasons: 2017, '16, '15, '07, '06, '05, 1999 & '98.

**Best Home Record:** 7-0 in 2001.

■ **Losing home records:** 6 seasons: 2020 (1-3); 2019 (2-5); 2014 (2-5); 2013 (1-5); 2012 (2-4), 2011 (3-4) and 2004 (2-4).

#### ROAD GAME RECORD

■ **OVERALL:** 53-81 record in true road games

■ **Road winning road records:**

6 seasons: 2017, '16, '10, '07, '03 & '02

**Road .500 record:** 5 seasons: 2018, '09, '08, '06 & 1998

■ **CONFERENCE ROAD GAMES:** 29-45

**American Conference Road Games:** 15-24

**Most Wins in a season:** 4 (2016)

#### CONFERENCE RECORD

After spending the first six seasons of program history as an independent, USF joined Conference USA in 2003 and moved to the BIG EAST in 2005. Realignment morphed the BIG EAST into The American in 2013.

■ **OVERALL:** 60-88 in 20th year as conference member.

**AMERICAN:** 30-46; 10th season;

**BIG EAST:** 22-34 (.392) eight seasons;

**C-USA** 8-8 (.500) two seasons.

■ **AAC East Division:** 18-8 (.692), 5 seasons

**Losses:** vs. UCF (2017, 2018, 2019), at Temple (2016, 18 & 19), Cincinnati (2018, 2019)

■ **Most wins in a season:** 7, 2016.

■ **Conference Openers:** 10-10, 5-5 in The American.

#### NON-CONFERENCE RECORD

**OVERALL:** 51-31 (.617) in regular-season, nonconference games in 17th season as a conference member.

■ **AMERICAN:** 18-19, 10th season.

■ **BIG WINS Since 2007:** at Notre Dame (2011), vs. Miami (2010), at Florida State (2009), at N.C. State (2008), vs. No. 10 Kansas (2008), at Auburn (2007) & vs. North Carolina (2007).

■ **BIG EAST (2005-2012):** 30-9 (.769) in regular-season, nonconference matchups in 8 seasons.

■ **C-USA:** 3-3 (.500) record in two seasons.

## VS. RANKED TEAMS

■ **STREAK:** Lost last 14

■ **LAST:** L, 28-24 at No. 24 Cincinnati, Oct. 8, 2022

■ **LAST WIN:** W, 52-45 vs. No. 22 Navy on Oct. 28, 2016 in Raymond James Stadium.

■ **OVERALL RECORD:** 11-36 all-time vs. FBS ranked teams since joining the FBS in 2000.

15-40 overall vs. all ranked foes, including a 4-5 record vs. I-AA (FCS) teams from 1997-2000.

■ **AT HOME:** USF is 7-19 at home vs. FBS ranked teams, last posting a win with a 52-45 win vs. No. 22 Navy, Oct. 28, 2016.

■ **ON THE ROAD:** 4-17 on the road vs. FBS ranked, last posting a win with a 23-20 victory at No. 16/18 Notre Dame on Sept. 3, 2011.

**Wins vs. ranked teams on the road:** W, 24-19 at No. 9 West Virginia (2006); W, 26-23 at No. 17 Auburn (2007); W, 17-7 at No. 18 Florida State (2009); W, 23-20 at No. 16 Notre Dame (2011)

## FUTURE NON-CONFERENCE SCHEDULES

2023	2024	2025	2026	2027	2028	2029
Sept. 2 at W. Kentucky	Aug. 31 LOUISVILLE	Aug. 30 BOISE STATE	Sept. 5 FAU	Sept. 4 MIAMI	Sept. 2 UCONN	Sept. 15 NOTRE DAME
Sept. 9 FLORIDA A&M	Sept. 7 at Alabama	Sept. 6 at Florida	Sept. 12 at Alabama	Sept. 11 at Boise State	Sept. 9 at Miami	2031
Sept. 16 ALABAMA	Sept. 14 NC STATE	Sept. 13 at Miami	Sept. 26 BETHUNE-COOKMAN	Sept. 18 FLORIDA A&M		Sept. 13 at Notre Dame
Oct. 21 at UConn	Sept. 21 W. KENTUCKY	Sept. 20 SAN JOSE ST.	Oct. 17 at BYU	Sept. 25 at N. Illinois		

## OFFENSIVE PLAYERS TO WATCH

QB  
11

Davey O'Brien  
Watch List



### GERRY BOHANON JR. • 6-3 • 226 • GR/JR - OUT FOR SEASON

- Out for season with shoulder injury: 1,070 yards, 57%, 6 TD, 6 INT passing, 386 yards & 2 TD rushing
- Ran for a career-best 117 yards and 59-yard long at No. 24 Cincinnati (10.8), posting 256 total yards
- Ran a career-most 15 times for 102 yards & 1 TD at Florida - his 2nd career 100-yard game (107 at OU).
- Started 12 games last year at Baylor, leading the Bears to a 12-2 record, Big 12 Championship and Sugar Bowl victory over Ole Miss in his first season as a starter.
- 4 seasons & 27 games at Baylor, led team from 2 wins the year before to 12 wins in first season as a starter.
- 2021 All-Big 12 Honorable Mention: passed for 2,200 with 18 TD passes & ran for 323 yards and nine TDs.
- Mother is a principal and teacher - he is a three-time Big 12 All-Academic selection and a 12 time Commissioner's Honor Roll member.

QB  
12



### KATRAVIS MARSH • 6-5 • 232 • SO

- Start at Houston - posted USF season-bests with 275 yards passing and 71% completion (24-34)
- Has started 4 career games, all on the road: 2020 at No. 15 Cincinnati (L, 28-7); 2021 at ECU (L, 29-14)
- A three-star recruit who led powerhouse Miami Central High to a Class 6A state championship.
- One-time Utah commit. Scott made him one of USF's top priorities in his first full recruiting weekend.
- Has a tattoo on his right (throwing) hand of his best friend Josh Ancrum, who was shot and killed in 2019.

WR  
10

Biletnikoff  
Watch List



### XAVIER WEAVER • 6-1 • 180 • JR

- Stands 4th on USF career receiving chart with 1,675yards/5th in AAC posting 82 ypg./5th in AAC 6.1 rpg
- Career-best 49 catches on year, on pace to match USF season receptions record of 67
- Made 6 catches for 119 yards and career-best 2 TD at Temple (11.5).
- On pace to shatter USF career receiving yardage and receptions records early in 2023 season.
- Has led USF in receiving in 14 of the last 21 games since start of 2021 season, 6 of 9 this year.

WR  
5



### JIMMY HORN JR. • 5-10 • 174 • SO

- 91-yard TD catch & career-bests 180 yards, 8 catches & 2 TD vs. ECU (10.1)
- 55-yard TD run at Temple (11.5); 89-yard kickoff return for a touchdown vs. No. 25 BYU (9.3.22)
- 2nd on team with 23 catches for 399 yards (17.3 ypc); 2nd in 2021 with 30 catches for 408 yards (13.6 ypc)
- Helped lead Seminole HS 2020 Class 8A state title.
- 4 medals at 2021 Class 8A State Track and Field Championships...state champion 4X100-meter relay (41.12 time among the top 10 nationally)...won long jump (23-0.75), 4th in 100 meters (10.81) & triple jump (46-4.25).

RB  
0



### JAREN MANGHAM • 6-2 • 231 • SR

- Led USF with 671 yds rushing; 13th in nation/3rd AAC with 15 rushing TD in 2021 - 3 shy of USF record (18).
- Posted at least two rushing TD in 6 games in 2021, including a USF record 4 straight: Florida - SMU.
- Scored a TD in 7 straight games in 2021, 2nd-longest streak in USF history behind 11 by Marlon Mack
- Career-best: 152 yards on 26 carries and two TD vs. Temple (10.23.21).
- Loves to cook Creole style learned from grandmother, Dianne Stewart, a New Orleans native who passed away from cancer on Sept. 4, 2020.

RB  
3



### KELLEY JOINER • 5-9 • 188 • JR

- Ranked second on team with 480 rushing yards and first with 6.2 ypc in 2021.
- Posted back-to-back 100 yard games with 126 vs Temple (10/23) & 103 at ECU (10/28) in 2021
- Has 4 career 100-yard games, including 116 vs. UCF in the final game of the 2020 season.
- Has five brothers and two sisters • Led USF with 387 yards rushing and 78 carries in 2020.
- Ran for 1,006 yards and 17 TD in 3 games in senior year at South Lake HS before breaking right leg.

RB  
21

Hornung Watch List



BAY AREA  
NATIVE

### BRIAN BATTIE • 5-8 • 165 • SO

- Posted 4th 100-yard game of year a Temple (119); at Houston (106); vs. Howard (105), at Florida (150)
- Ranked No. 3 in the AAC in rushing (81 ypg)
- Ranks No. 7 in the nation in all-purpose yards (151 ypg). His 293 at Temple (11.5) are 2nd all-time at USF
- CONSENSUS FIRST TEAM ALL-AMERICAN kick returner (2nd consensus AA in USF history)
- Led NATION with three 100-yard kickoff returns for TD in 2021; NCAA RECORD 2 vs. Houston (11/6)
- Ranked 5th in the nation in 2021 averaging 32.5 yards per kickoff return, a USF season record.
- Has 5 career 100-yard rushing games - 105 & 60-yd TD vs. Howard (9.10) & 150 & 1 TD at Florida in 2021
- Hails from Sarasota, Fla. - the hometown of USF all-time great and current 49er Marlon Mack
- Has led USF in rushing 9 times on his career.

## QUARTERBACKS

Sophomore **Katravis Marsh (6-5, 232)**, who started at Cincinnati in 2020 and at ECU in 2021, has played in eight career games, has a strong arm and throws a beautiful deep ball. Freshman **Byrum Brown (6-3, 206)** was one of three finalists for North Carolina Mr. Football and joined the Bulls in January. The pro-style quarterback passed for 3,703 yards, 43 TD and four INT as a senior.

## RUNNING BACKS

The Bulls return their top three rushers in Mangham, Joiner and Battie. That group is bolstered by the return of **K'Wan Powell (5-9, 205)** from a knee injury and the addition of Clemson transfer **Michel Dukes (5-10, 197)**, a top 50 running back out of high school with 8,762 yards & 117 touchdowns rushing.

## RECEIVERS

2021 leading receiver Xavier Weaver looks to build on a breakout season as he leads the return of USF's top three receivers, including Jimmy Horn and **Omarion Dollison (27 catches, 218 yards)**. USF also welcomes the return of 6-3 Baylor transfer **Yusuf Terry (6 for 62)**, **Sean Atkins (6 for 67)** and 6-4 **Holden Willis (2 for 43)**. The Bulls added Clemson transfer **Ajou Ajou (6-3, 218)** - 39 catches for 686 yards and seven TD in his senior year at Clearwater Academy, and North Carolina transfer **Khafre Brown (6-0, 190)**, the No. 32-ranked receiver nationally and a four-star prospect, in 2022.

## TIGHT ENDS

Junior **Chris Carter (6-4, 236)** gives the Bulls a strong blocking presence and sophomore **Gunnar Greenwald (6-4, 244)** is skilled and athletic.

## OFFENSIVE LINE

The Bulls returned all five starters from 2021, including center **Brad Cecil (6-4, 294)**, left guard **Demetris Harris (6-3, 315)**, left tackle **Donovan Jennings (6-5, 312)**, right guard **Dustyn Hall (6-3, 303)** and right tackle **Demontrey Jacobs (6-6, 315)** — representing a combined 136 career starts with Harris (41), Cecil (38) and Jennings (31) having played the better part of four seasons together.



## SPECIAL TEAMS

P  
36



### ANDREW STOKES 6-5 • 232 • SO


- 39.0 overage on 56 punts in 2021
- A 28-year old from Perth, Australia
- Punted in the first ever football game he saw in person in the Bulls 2021 season-opener at NC State - averaged 45.1 ypp on eight attempts with a 66-yard long
- Comes from ProKick in Australia, the same program that sent punter Trent Schneider to USF. Schneider graduated last year holding nearly every USF punting record.
- Played Australian rules football for seven seasons, playing for the Railways in the Great Northern Football League before getting picked up by East Fremantle of the WA Football League.
- Moved across the Australian continent from Perth in the west to Melbourne to train for a year at ProKick with former Indiana punter Tyson Beattie (2003-06).
- Working as a warehouse worker prior to pursuing his punting career.



## DEFENSIVE PLAYERS TO WATCH

**LB**  
**5**

**2-Time**  
**2nd Team**  
**All-AAC**



Nagurski Watch List  
Wuerffel Watch List

### ANTONIO GRIER JR. • 6-1 • 223 • GR

- Led team with 92 stops, 3 sacks, 8 TFL and 4 QB hurries & tied for lead with 2 INT & 2 FF in 2021
- Averaged 11.7 tpg in last 3 2021 games, including career-high totals: 12 vs. Houston; 14 vs. Cincinnati
- Part of forcing a turnover in three straight games in 2021; (2 INT, 1 FF, 1 FR) vs. Tulsa, Temple & ECU
- Returned an interception 69 yards for a TD vs. Tulsa (10.16) and posted an INT vs. Temple (10.23)
- Named 2020 & 2021 second-team All-Conference.
- Has Led USF in tackles, TFL and sacks in two seasons (2020 & 2021); **238 career tackles; 22.5 TFL**

**LB**  
**11**



Lombardi  
Watch List

### DWAYNE BOYLES JR. • 6-3 • 230 • GR

- No. 3 in the AAC posting 9.0 tackles per game/leads USF with 9.0 TFL
- 288 career tackles rank 8th all-time at USF, on pace to become 8th Bull to post 300
- Led USF with double-digit tackles in FIVE straight games: 15 tackles, 2 TFL, 1 sack, 1 FF vs. Tulane (10.15)
- 2021: 2nd on the team with 68 tackles & led team with 2 FR and tied for lead with 2 INT & 2 FF
- 2019: Led USF in tackles (75), solo tackles (48) and tackles for loss (12.5).
- Has NINE career games with double-digit tackles; **288 career tackles; 30.5 TFL**

**LB**  
**8**



### DJ GORDON IV • 6-2 • 220 • SO

- 2nd on team with 55 tackles and third with 5.5 TFL
- Has led team in tackles twice on the year: 7 vs. Howard (9.10) & 9 at Louisville (9.24)
- Made 6 starts in place of Antonio Grier, missed Tulane game with concussion suffered in practice week of.
- Native of Plant City (40 minutes from campus), - rode horses, hunted, fished and ate gator & possum.
- Transfer from Minnesota who saw action in 22 games for the Gophers - 4 in Big Ten as true freshman


**DE**  
**40**



### JASON VAUGHN • 6-5 • 246 • JR

- Leads USF with 5 sacks on the season to go with 7 TFL (2nd) and 19 tackles.
- Tied for 5th in the AAC in sacks (0.56 spg)
- Led USF with 3 sacks vs. Tulane (10.15), the most for a Bull since Deadrin Senat in 2017 vs. Texas Tech.
- Played 11 games as a true freshman. Totaled 0.5 sacks and 5.0 TFL in 31 games entering the 2022 season.

**CB**  
**0**



### DAQUAN EVANS • 5-11 • 190 • GR/JR

- Missed all our most of the first 7 games of 2022 with an injury
- T4th on team with 59 tackles in 2021, added 2.5 TFL and 1 FR • Led team with 8 tackles at BYU
- Led team with 3 interceptions in 2020 - came in 3-straight games - returns of 56, 31 & 51 (TD) yards = 138, second all-time season at USF.
- Had a 51-yard pick-six at Memphis in 2020 • Nickname is "Day Day"


**S**  
**1**



### MATTHEW HILL • 6-1 • 187 • JR

- 6th with 28 tackles; also 6th with 50 tackles in 2021 • Led team with 11 stops at SMU (10.2.21)
- On the field for virtually every defensive snap in games he played in 2021.
- Had an interception and 27-yard return at NC State (2021) in his first game as a safety.
- Transferred to USF from Auburn, where he was a wide receiver - recorded eight receptions as a sophomore (2019) before converting to safety in 2020

**S**  
**22**



### MEKHI LAPOINTE • 6-2 • 190 • GR

- 3rd on team with 40 tackles, despite missing two games with injury.
- Led team with 10 tackles and an interception vs. No. 25 BYU (9.3.22); Posted 10 tackles vs. ECU (1.10)
- A three-year starter with 6 career INT, 154 tackles and 40 career games played
- A #BayMade product from Armwood High School

**CB**  
**9**



### AAMARIS BROWN • 5-10 • 197 • FR

- Leads the team with two interceptions on the year: at No. 24 Cincinnati and at No. 18 Florida
- Tampa Bay native that played at Armwood HS
- Transfer from Kansas State where he played in 13 games recording 15 tackles and a recovered fumble.
- An All-State and All-Tampa Bay honoree helping lead team to 2018 state championship game.

## DEFENSIVE LINE

Senior **Rashawn Yates** (6-3, 282) returns after posting 13 tackles and a sack in 2021 as does fellow senior **Darien Grant** (6-4, 257), returning from injury, junior **Jason Vaughn** (6-5, 246) - 19 tackles, 1.5 TFL in 2021 - and **Tramel Logan** (6-2, 249) - 15 tackles, 2 TFL. The Bulls added eight defensive linemen in the 2022 Class, including four-star defensive end **Michael Williams** (6-3, 247; Farmington Hills, Mich.) - 23.5 sacks in his senior year - and transfers in **Nick Bags** (6-3, 293, Temple), **Rashad Cheney Jr.** (6-2, 285, Minnesota), **Jatorian Hansford** (6-3, 265, Missouri), and **Jonathan Ross** (6-3, 243, Bowie State). **Eddie Kelly** (6-4, 274, Orlando, Fla.) was a significant high school recruit who has played immediately.

## LINEBACKER

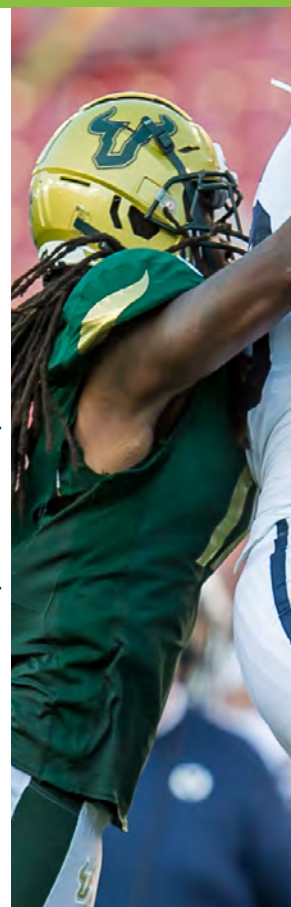
Redshirt freshman **Mac Harris** (6-0, 230) returns from a shoulder injury in 2021 after showing some flashes in his true freshman campaign (2020), including eight tackles at Cincinnati. Sophomore **Davon Hicks** (6-0, 215) adds depth with three linebackers in the 2022 Class, including Minnesota transfer **DJ Gordon IV** (6-1, 220) - 126 tackles and 26 tackles for loss in his senior year Plant City HS - and junior college transfer **Jhalyn Shuler** (6-2, 220) - 88 tackles and 11 TLF at Coffeyville Community College.

## CORNERBACKS

**Daquan Evans** (11 starts) held down one cornerback position last year while transfer **Christian Williams** (6-1, 185, Miami) saw action on the other side of the field posting four starts and 20 tackles while grabbing two interceptions. Transfer **TJ Robinson** (6-3, 194, Rutgers) started seven games and posted 31 tackles as a cornerback in 2021. Senior **Josh Green** (5-10, 182) saw action in eight games. Transfer **Aamaris Brown** (5-11, 197, Kansas State) - 80 tackles and 11 interceptions in his senior season at Tampa's Armwood High School - and has become a team leader.

## SAFETIES

Returning senior **Mekhi LaPointe** brings leadership and significant USF experience (21 career starts, 59 tackles in 2021), and junior **Matthew Hill** started 10 games and posted 50 tackles and an interception in his first season as a safety and at USF. Transfer **Will Jones II** (5-9, 191, Kansas State) is among the Bulls' fastest players and showed great closing ability on the ball before suffering a torn ACL prior to Game 1 in 2021. Returners **T-Mac Simpson** (5-11, 190), **Jayden Curry** (5-11, 200) and **Jaalen Stokes** (6-1, 191) all saw significant action in 2021.



## SPECIAL TEAMS

**K**  
**32**



### SPENCER SHRADER

**6-2 • 190 • JR**

**2021 LOU GROZA SEMIFINALIST**  
**2022 LOU GROZA WATCH LIST**  
• **Has made 22 of 32 career field goals (69%) with a long of 52 yards.**

- 5-9 on FG on 2022, misses from 54 (partial block), 49 yards (bad hold), 41 & 31 yards.
- Converted 20 of his last 28 attempts (misses from 54 & 49 in 2022, 52 & 48 in 2021 and 46 in 2020). Includes made field goals of 52, 49, 49, 47, 46, 44, 42, 41 & 41 yards.
- 34 touchbacks on 39 kickoffs

- 11-of-13 on FG in 2021, with a career-long 52-yarder vs. Temple
- String of 9 straight makes ranks as third-longest in program history.
- **Set a USF RECORD** in 2020 with FOUR 40-yard-plus field goals in a game at Memphis (49, 47, 46, 41)
- Named AAC Special Teams Player of the Week (Nov. 9, 2020)
- One of the faster Bulls, he scored on a fake punt, running for a 22-yard touchdown at UConn in 2019.
- Walk-on with a big leg. Handles all kickoffs. Has hit from 65 yards out in practice.
- Home schooled soccer player, went

## NUMERICAL

No.	Name
0	Daquan Evans, DB
0	Jaren Mangham, RB
1	Khafre Brown, WR
1	Matthew Hill, S
2	Michel Dukes, RB
2	TJ Robinson, DB
3	Vincent Davis, DB
3	Kelley Joiner, Jr., RB
4	Omarion Dollison, WR
4	Christian Williams, DB
5	Anontonio Grier, LB
5	Jimmy Horn, WR
6	Ajou Ajou, WR
6	Rashawn Yates, DE
7	Sincere Brown, WR
7	Will Jones II, DB
8	DJ Gordon IV, LB
8	Latrell Williams, WR
9	Aamaris Brown, CB
9	Yusuf Terry, WR
10	Nick Bags, DT
10	Xavier Weaver, WR
11	Gerry Bohanon, QB
11	Dwayne Boyles, LB
12	Ben Knox, CB
12	Katravis Marsh, QB
13	Tramel Logan, DE
13	Gunnar Smith, QB
14	Dequan Stanley, WR
14	Michael Williams, DE
15	Jayden Curry, S
15	Gavin Gosnell, QB
16	Ryan Bolduc, QB
16	Eddie Kelly, DL
17	Byrum Brown, QB
17	Jhalyn Shuler, LB
18	Jordan Smith, QB
18	Ray Thornton III, S
19	Jonathan Ross, DE
19	Javohn Thomas, WR
21	Brian Battie, RB
21	Jaelen Stokes, S
22	Mekhi LaPointe, DB
22	K'wan Powell, RB
23	Davon Hicks, LB
23	Holden Willis, TE
24	Mac Harris, DB
25	Christopher Townsel, S
26	Tavin Ward, CB
26	Yasias Young, RB
27	Jordan Blackmon, S
27	Cameron Cobb, WR
28	Jatorian Hansford, DE
29	Brian Norris, LB
29	Zack Sessa, K
30	DeAunte Hunter, LB
31	Pierse Stainton, P
32	Luke Dean, WR
32	Spencer Shrader, K
33	T-Mac Simpson, S
34	Joshua Green, CB

## 2022 USF FOOTBALL ALPHABETICAL ROSTER

No.	Name	Pos.	Ht.	Wt.	Class/Elig.	Hometown (Previous Schools)
89	Collin Affleck	TE	6-5	237	Fr./Fr.	Great Falls, Va. (Langley HS)
6	Ajou Ajou	WR	6-3	218	Jr./So.	Brooks, Alberta, Canada (Clearwater Acad./Clemson)
40	Jason Albritton	RB	5-10	224	Fr./Fr.	Lithia, Fla. (Newsome HS)
54	Amer Amer	LB	6-1	228	So./RSFr.	Winter Garden, Fla. (Windermere HS)
38	Sean Atkins	WR	5-10	170	Gr./So.	Viera, Fla. (Viera HS)
10	Nick Bags	DL	6-3	293	Jr./So.	Wayne, N.J. (Tottenville HS/Temple)
71	Derrell Bailey Jr.	OL	6-6	289	Jr./So.	Greenback, Tenn. (Greenback HS/Virginia Tech)
21	Brian Battie	RB	5-8	165	Jr./So.	Sarasota, Fla. (Sarasota HS)
48	Andrew Beardall	LS	6-0	212	Gr./Jr.	Merritt Island, Fla. (Merritt Island HS)
50	Bryce Bernard	LS	6-2	212	Sr./So.	Neptune Beach, Fla. (Fletcher HS)
37	Logan Berryhill	S	6-4	188	Gr./So.	Kingsland, Ga. (Camden County HS)
72	Cole Best	OL	6-4	296	So./RSFr.	Winter Park, Fla. (Trinity Prep)
27	Jordan Blackmon	S	5-10	156	So./RSFr.	Melbourne, Fla. (Eau Gallie HS)
57	Joshua Blanchard	OL	6-3	294	Jr./So.	Miami, Fla. (Norland HS)
11	Gerry Bohanon Jr.	QB	6-3	226	Gr./Jr.	Earle, Ark. (Earle HS/Baylor)
16	Ryan Bolduc	QB	6-1	197	So./RSFr.	Sarasota, Fla. (Cardinal Mooney HS)
11	Dwayne Boyles Jr.	LB	6-3	230	Gr./Sr.	Miami, Fla. (Miami Central HS)
9	Aamaris Brown	DB	5-10	197	Jr./Fr.	Seffner, Fla. (Armwood HS/Kansas State)
17	Byrum Brown	QB	6-3	206	Fr./Fr.	Raleigh, N.C. (Rolesville HS)
1	Khafre Brown	WR	6-0	190	Jr./So.	Charlotte, N.C. (West Mecklenburg HS/North Carolina)
7	Sincere Brown	WR	6-5	181	So./RSFr.	Charleston, S.C. (First Baptist School)
39	John Cannon	K	5-9	176	So./RSFr.	Fort Lauderdale, Fla. (University HS)
88	Chris Carter	TE	6-4	236	Gr./Jr.	Homestead, Fla. (South Dade HS)
74	Brad Cecil	OL	6-4	294	Gr./Sr.	Jacksonville, Fla. (Bartram Trail HS)
90	Rashad Cheney Jr.	DL	6-2	285	Sr./So.	Atlanta, Ga. (Cedar Grove HS/Minnesota)
27	Cameron Cobb	WR	5-11	182	Fr./Fr.	Tampa, Fla. (Wharton HS)
53	Drew Cornelius	OL	6-5	280	So./RSFr.	Franklin, Ga. (Heard County HS)
15	Jayden Curry	S	5-11	200	Jr./So.	Virginia Beach, Va. (IMG Academy)
97	Evan Dangler	LB	6-3	205	Fr./Fr.	Bradenton, Fla. (Braden River HS)
32	Luke Dean	WR	5-9	165	Fr./Fr.	Clearwater, Fla. (Clearwater Academy International)
4	Omarion Dollison	WR	5-9	183	Jr./So.	Columbia, S.C. (Gray Collegiate Academy)
2	Michel Dukes	RB	5-10	197	Sr./Jr.	Charleston, S.C. (First Baptist HS/Clemson)
59	Johnny Eaton	LB	6-2	200	Fr./Fr.	Melbourne, Fla. (Viera HS)
96	Chad Elder	DE	6-3	241	Fr./Fr.	Neptune Beach, Fla. (Fletcher HS)
0	Daquan Evans	CB	5-11	190	Gr./Jr.	Orlando, Fla. (Jones HS)
36	Tre'son Everett	WR	6-4	205	Fr./Fr.	Seminole, Fla. (Largo HS)
92	Jbril Glaze	DT	6-3	311	Sr./So.	Tampa, Fla. (Jefferson HS/North Alabama)
98	Danny Gonzalez	DT	6-1	264	Fr./Fr.	Jupiter, Fla. (The Benjamin School)
47	Connor Gordon	LS	6-2	240	Fr./Fr.	Sussex, Wisc. (Sussex Hamilton HS)
8	DJ Gordon IV	LB	6-1	220	Sr./So.	Plant City, Fla. (Plant City HS/Minnesota)
15	Gavin Gosnell	QB	6-2	219	Fr./Fr.	Hendersonville, N.C. (Hendersonville HS)
99	Darrien Grant	DE	6-4	257	Gr./Sr.	Bradenton, Fla. (Southeast HS)
34	Joshua Green	CB	5-10	182	Sr./Sr.	Palm Harbor, Fla. (East Lake HS/Univ. of Pikeville)
87	Gunnar Greenwald	TE	6-4	244	So./So.	Satellite Beach, Fla. (Satellite HS)
5	Antonio Grier Jr.	LB	6-1	223	Gr./Sr.	Atlanta, Ga. (Mays HS)
79	Dustyn Hall	OL	6-3	303	Sr./So.	Punta Gorda, Fla. (Charlotte HS)
20	AJ Hamilton	CB	5-10	183	Jr./RSFr.	Dunnellon, Fla. (Dunnellon HS)
28	Jatorian Hansford	DE	6-4	265	Sr./Sr.	Forsyth, Ga. (Mary Persons HS/Missouri)
64	Demetris Harris	OL	6-3	315	Gr./Sr.	Jacksonville, Fla. (Robert E. Lee HS)
24	Mac Harris	LB	6-0	234	Jr./RSFr.	The Villages, Fla. (The Villages Charter School)
23	Davon Hicks	LB	6-0	215	So./So.	Vero Beach, Fla. (Vero Beach HS)
1	Matthew Hill	S	6-1	187	Sr./Jr.	Lawrenceville, Ga. (Brookwood HS/Auburn)
93	Jhalin Hobbs	DL	6-2	291	Fr./Fr.	Ruskin, Fla. (Lennard HS)
5	Jimmy Horn Jr.	WR	5-10	174	So./So.	Sanford, Fla. (Seminole HS)
30	DeAunte Hunter	LB	6-4	198	Fr./Fr.	Valdosta, Ga. (Lowndes HS)
67	Demontrey Jacobs	OL	6-6	315	Gr./Sr.	Gonzales, La. (East Ascension HS/Grambling)
73	Donovan Jennings	OL	6-5	312	Gr./Sr.	Tampa, Fla. (Gaither HS)
58	Reggie Johnson II	LB	6-0	212	So./So.	Tampa, Fla. (Carrollwood Day HS)
3	Kelley Joiner Jr.	RB	5-9	188	Sr./Jr.	Clermont, Fla. (South Lake HS)
7	Will Jones II	S	5-9	191	Sr./So.	Mansfield, Texas (Summit HS/Kansas State)
16	Eddie Kelly	DL	6-4	274	Fr./Fr.	Orlando, Fla. (West Orange HS)



**2022 USF FOOTBALL ALPHABETICAL ROSTER**

75	Andrew Kilfoyl	OL	6-5	317	So./RSFr.	Tampa, Fla. (Gaither HS)
12	Ben Knox	CB	6-2	192	Jr./So.	DeLand, Fla. (DeLand HS)
61	Gannon Lanning	OL	6-7	311	So./RSFr.	Spring Hill, Fla. (Springstead HS)
22	Mekhi LaPointe	S	6-2	190	Gr./Sr.	Seffner, Fla. (Armwood HS)
80	Jayson Littlejohn	TE	6-4	239	Sr./Jr.	Hanford, Calif. (Sierra Pacific HS/College of the Sequoias)
65	Mike Lofton	OL	6-2	312	Jr./RSFr.	Clearwater, Fla. (Calvary Christian HS/UCF)
13	Tramel Logan	DE	6-2	249	Jr./So.	Miami, Fla. (Booker T. Washington HS)
82	Jackson Long	TE	6-4	222	Fr./Fr.	Hendersonville, Tenn. (Beech HS)
51	Erik Malyszko	DE	6-1	210	Fr./Fr.	Palm Harbor, Fla. (Palm Harbor University HS)
0	Jaren Mangham	RB	6-2	231	Sr./Sr.	Detroit, Mich. (Cass Tech HS/Colorado)
12	Katravis Marsh	QB	6-5	232	Jr./So.	Hialeah, Fla. (Miami Central HS)
76	Bayron Matos	OT	6-9	291	So./Fr.	Santo Domingo, Dominican Republic (Hamilton Heights Christian Acad.)
41	Colin McCreary	P	6-1	210	Gr./Sr.	Clarks Summit, Pa. (Abington Heights HS/Monmouth)
42	Lewai Mitchell	S	6-1	186	So./RSFr.	Maitland, Fla. (Orangewood Christian HS)
86	Chris Mottillo	TE	6-6	258	Gr./Jr.	Erie, Pa. (Mercyhurst Prep/Penn)
29	Brian Norris Jr.	LB	6-2	225	Gr./Jr.	Chiefland, Fla. (Chiefland HS)
63	Brock Parry	OL	6-3	304	Jr./RSFr.	Coral Springs, Fla. (JP Taravella HS/Florida Tech)
77	Zach Perkins	OL	6-5	315	Jr./RSFr.	Tampa, Fla. (Brkeley Prep HS/Maryland)
22	K'wan Powell	RB	5-9	205	So./RSFr.	Vernon, Fla. (Vernon HS)
35	Bailey Purcell	WR	5-11	177	So./RSFr.	Seminole, Fla. (Seminole HS)
81	Garret Reynolds	WR	6-1	178	So./RSFr.	Lake Wales, Fla. (Lake Wales HS)
46	Dylan Ridolph	LB	6-0	222	So./RSFr.	Wesley Chapel, Fla. (Wiregrass Ranch HS)
84	Cade Roberts	WR	5-11	183	Fr./Fr.	Santa Rosa Beach, Fla. (South Walton HS)
2	TJ Robinson	S	6-3	194	Sr./So.	Riverview, Fla. (Riverview HS/Rutgers)
45	CJ Ross	LB	5-11	211	So./RSFr.	Jacksonville, Fla. (Trinity Christian Academy)
19	Jonathan Ross	DE	6-3	243	Gr./Jr.	Waldorf, Md. (St. Charles HS/Bowie State)
53	De'Juan Sease	DT	6-2	282	Sr./Jr.	Bamberg, S.C. (Bamberg-Ehrhardt HS/Allen University)
29	Zack Sessa	K	6-0	187	So./Fr.	Venice, Fla. (Venice HS/Florida/Georgia Southern)
32	Spencer Shrader	K	6-2	190	Sr./Jr.	Lithia, Fla. (Newsome HS)
17	Jhalyn Shuler	LB	6-1	220	Jr./Jr.	Abbeville S.C. (Abbeville HS/Coffeyville CC)
33	Timarcus "T-Mac" Simpson	S	5-11	190	Sr./Jr.	Tampa, Fla. (Sickles HS/Eastern Michigan)
55	Colby Smith	DT	6-3	269	So./RSFr.	Neptune Beach, Fla. (Fletcher HS)
13	Gunnar Smith	QB	6-4	205	Fr./Fr.	Lake Mary, Fla. (Lake Mary HS)
18	Jordan Smith	QB	6-1	180	Jr./RSFr.	Lake City, Fla. (Columbia HS)
31	Pierce Stainton	P	6-2	190	Fr./Fr.	Sarasota, Fla. (Cardinal Mooney HS)
14	Dequan Stanley	WR	5-10	176	So./RSFr.	St. Augustine, Fla. (St. Augustine HS)
36	Andrew Stokes	P	6-5	232	So./So.	Perth, Australia (ProKick)
21	Jaelen Stokes	S	6-1	190	So./So.	Auburndale, Fla. (Auburndale HS)
94	Keeon Terrell	DE	6-3	254	So./RSFr.	Fort Myers, Fla. (Fort Myers HS)
9	Yusuf Terry	WR	6-3	180	Sr./So.	Philadelphia, Pa. (Imhotep Charter HS/Baylor)
35	Chris Thomas	S	6-0	181	Fr./Fr.	Bradenton, Fla. (Southeast HS)
19	Javohn Thomas	WR	6-3	191	Fr./Fr.	Tampa, Fla. (Sickles HS)
18	Ray Thornton III	S	6-1	206	Sr./So.	Columbus, Ga. (Central HS/Clemson)
25	Christopher Townsel	S	6-2	188	Jr./So.	Deerfield Beach, Fla. (Dearfield Beach HS)
78	Alec Valet	OL	6-3	265	Gr./RSFr.	Titusville, Fla. (Astronaut HS/Jacksonville Univ.)
40	Jason Vaughn	DE	6-5	246	Gr./Jr.	Miami, Fla. (Advance Prep Acad.)
37	Trey Wagner	WR	6-1	175	Fr./Fr.	Greenville, S.C. (Christ School)
26	Tavin Ward	CB	6-1	190	Fr./Fr.	Fort Myers, Fla. (North Fort Myers HS)
10	Xavier Weaver	WR	6-1	180	Sr./Jr.	Orlando, Fla. (Orlando Christian Prep)
4	Christian Williams	CB	6-1	185	Sr./Jr.	Daphne, Ala. (Daphne HS/Miami)
44	Jacquez Williams	DT	6-2	293	Fr./Fr.	Savannah, Ga. (Jenkins HS)
8	Latrell Williams	WR	5-11	188	Gr./Sr.	Lake City, Fla. (Columbia HS/Independence CC/Tennessee)
14	Michael Williams II	DE	6-3	247	Fr./Fr.	Farmington Hills, Mich. (West Bloomfield HS)
23	Holden Willis	WR	6-4	210	So./So.	Greenback, Tenn. (Greenback School)
6	Rashawn Yates	DE	6-3	282	Gr./Sr.	Port St. Lucie, Fla. (Treasure Coast HS)
26	Yasias Young	RB	5-9	187	Jr./RSFr.	Fort Myers, Fla. (Fort Myers HS)

**NUMERICAL**

35	Bailey Purcell, WR
35	Chris Thomas, S
36	Tre'son Everett, WR
36	Andrew Stokes, P
37	Logan Berryhill, S
37	Trey Wagner, WR
38	Sean Atkins, WR
39	John Cannon, K
40	Jason Albritton, RB
40	Jason Vaughn, DE
41	Colin McCreary, P
42	Lewai Mitchell, S
44	Jacquez Williams, DL
45	CJ Ross, LB
46	Dylan Ridolph, LB
47	Connor Gordon, LS
48	Andrew Beardall, LS
50	Bryce Bernard, LS
51	Erik Malyszko, DE
53	Drew Cornelius, OL
53	De'Juan Sease, DT
54	Amer Amer, LB
55	Colby Smith, OL
57	Joshua Blanchard, OL
58	Reggie Johnson II, LB
59	Johnny Eaton, LB
61	Gannon Lanning, OL
63	Brock Parry, OL
64	Demetris Harris, OL
65	Mike Lofton, OL
67	Demontrey Jacobs, OLL
71	Derrell Bailey, OL
72	Cole Best, OL
73	Donovan Jennings, OL
74	Brad Cecil, OL
75	Andrew Kilfoyl, OL
76	Bayron Matos, OT
77	Zach Perkins, OL
78	Alec Valet, OL
79	Dustyn Hall, OL
80	Jayson Littlejohn, TE
81	Garret Reynolds, WR
82	Jackson Long, TE
84	Cade Roberts, WR
86	Chris Mottillo, TE
87	Gunnar Greenwald, TE
88	Chris Carter, TE
89	Collin Affleck, TE
90	Rashad Cheney Jr., DL
92	Jbril Glaze, DT
93	Jhalin Hobbs, DL
94	Keeon Terrell, DE
96	Chad Elder, DE
97	Evan Dangler, LB
98	Danny Gonzalez, DT
99	Darrien Grant, DE

# USF FOOTBALL DEPTH CHART

(From Game 9)

## OFFENSE

POS	#	Name	Ht.	Wt.	Cl.
<b>WR</b>	10	Xavier Weaver	6-1	180	Jr.
	23	Holden Willis	6-4	210	So.
<b>TE</b>	88	Chris Carter	6-4	236	Jr.
	87	Gunnar Greenwald	6-4	244	So.
<b>RT</b>	71	Derrell Bailey Jr. (TR)	6-6	289	So.
	65	Mike Lofton (BA) (TR)	6-2	312	Fr.
<b>RG</b>	79	Dustyn Hall	6-3	303	So.
	65	Mike Lofton (BA) (TR)	6-2	312	Fr.
<b>C</b>	74	Brad Cecil	6-4	294	Gr.
	72	Cole Best	6-4	296	Fr.
<b>LG</b>	64	Demetris Harris	6-3	315	Gr.
	77	Zach Perkins (BA) (TR)	6-5	315	Fr.
<b>LT</b>	67	Demontrey Jacobs (TR)	6-6	315	Gr.
	71	Derrell Bailey Jr. (TR)	6-6	289	So.
<b>QB</b>	12	Katravis Marsh	6-5	232	So.
	17	Byrum Brown	6-3	206	Fr.
<b>HB</b>	21	Brian Battie (BA)	5-8	165	So.
	3	Kelley Joiner Jr.	5-9	188	Jr.
	2	Michel Dukes (TR)	5-10	197	Jr.
	0	Jaren Mangham (TR)	6-2	231	Sr.
<b>SLOT</b>	5	Jimmy Horn Jr.	5-10	174	So.
	4	Omarion Dollison	5-9	183	So.
	14	Dequan Stanley	5-10	176	Fr.
<b>WR</b>	9	Yusuf Terry (TR)	6-3	180	So.
	1	Khafre Brown (TR)	6-0	190	So.

(TR) = 4-YEAR SCHOOL TRANSFER

(BA) = NATIVE OF SEVEN-COUNTY TAMPA BAY AREA

## SPECIALISTS

POS	#	Name	Ht.	Wt.	Cl.
<b>P</b>	41	Colin McCreary (TR)	6-1	210	Gr.
	36	Andrew Stokes	6-5	232	So.
<b>PK</b>	32	Spencer Shrader (BA)	6-2	190	Jr.
	39	John Cannon	5-9	176	Fr.
<b>H</b>	41	Colin McCreary (TR)	6-1	210	Gr.
	48	Andrew Beardall	6-0	212	Gr.
<b>LS</b>	50	Bryce Bernard (FG & PAT)	6-2	212	So.
	48	Andrew Beardall (Punts)	6-0	212	Gr.
<b>KO</b>	32	Spencer Shrader (BA)	6-2	190	Jr.

## RETURNERS

<b>KR</b>	21	Brian Battie (BA) ALL-AMERICAN	5-8	165	So.
	5	Jimmy Horn Jr.	5-9	174	So.
	2	Michel Dukes (TR)	5-10	197	Jr.
<b>PR</b>	10	Xavier Weaver	6-1	180	Jr.
	38	Sean Atkins	5-10	170	So.
	5	Jimmy Horn Jr.	5-9	174	So.

## PRONUNCIATIONS

- LISTEN TO PLAYERS PRONOUNCE  
THEIR NAMES HERE:



## DEFENSE

POS	#	Name	Ht.	Wt.	Cl.
<b>END</b>	13	Tramel Logan	6-2	249	So.
	16	Eddie Kelly	6-4	274	Fr.
<b>TACKLE</b>	6	Rashawn Yates	6-3	282	Gr.
	53	De'Juan Sease	6-2	282	Jr.
<b>TACKLE</b>	10	Nick Bags (TR)	6-3	293	So.
	28	Jatorian Hansford (TR)	6-4	265	Sr.
	99	Darrien Grant (BA)	6-4	257	Gr.
<b>END</b>	40	Jason Vaughn	6-5	246	Jr.
	19	Jonathan Ross (TR)	6-3	243	Gr.
<b>MLB</b>	8	DJ Gordon IV (BA) (TR)	6-1	220	So.
	23	Davon Hicks	6-0	215	So.
	5	Antonio Grier Jr.	6-1	223	Gr.
<b>LB</b>	11	Dwayne Boyles Jr.	6-3	228	Jr.
	24	Mac Harris	6-0	234	RSFr.
	17	Jhalyn Shuler	6-1	220	Jr.
	4	Christian Williams (TR)	6-1	185	Jr.
	0	Daquan Evans	5-11	190	Jr.
	7	Will Jones II (TR)	5-9	191	So.
<b>SS</b>	22	Mekhi LaPointe (BA)	6-2	190	Gr.
	1	Matthew Hill (TR)	6-1	187	Jr.
<b>NB</b>	15	Jayden Curry	5-11	200	So.
	33	T-Mac Simpson (BA) (TR)	5-11	190	Jr.
<b>FS</b>	2	TJ Robinson (BA) (TR)	6-3	194	So.
	9	Aamaris Brown (BA) (TR)	5-10	197	Fr.
<b>CB</b>	12	Ben Knox	6-2	192	So.

## PRONUNCIATION CHART

6	AJOU AJOU	uh-JOE uh-JOE
54	AMER AMER	AY-mer AY-mer
21	Brian BATTIE	BAT-tee
11	GERRY Bohanon	GARY
9	AAMARIS Brown	uh-MAR-iss
1	KHAFRE Brown	CHAH-free
2	MICHEL Dukes	Michael
4	OMARION Dollison	oh-MAR-eee-ahn
0	DAQUAN Evans	duh-KWON
28	JATORIAN Hansford	juh-TORE-eee-en
64	DEMETRIS Harris	Duh-MEE-tris
23	DAVON Hicks	DAY-von
10	KELLEY Joiner	Kelly
0	Jaren MANGHAM	mang-UM
12	KATRAVIS Marsh	Kuh-TREY-viss (Trey for short)
95	BAYRON MATOS	BY-run MAT-occe
42	LEWAI Mitchell	LEE-vie
86	Chris MOTTILLO	moe-TILL-oh
22	MEKHI LaPointe	mah-KYE (sounds like: eye)
13	TRAMEL Logan	truH-MELL
22	K'WAN Powell	KAY-wahn
53	De'Juan SEASE	de-WAHN cease
17	JHALYN Shuler	JAY-lin
14	DEQUAN Stanley	DAY-kwahn
19	YUSUF Terry	YOO-suf
10	XAVIER Weaver	ex-ZAY-vee-er
26	YASIAS Young	yuh-SIGH-iss



### CAREER STARTS CHART

	2022	'21	'20	'19	'18	CAREER
Demetris Harris (OL)	9	12	6	12	11	50
Brad Cecil (OL)	9	12	7	12	7	47
Dwayne Boyles (LB)	9	12	6	11	2	40
Donovan Jennings (OL)	4	12	7	8	4	35
Rashawn Yates (DT)	7	4	9	6	2	28
Antonio Grier (LB)	2	12	7	6	-	26
Mekhi LaPointe (SS)	5	11	6	-	4	26
Demontrey Jacobs (OL)	9	11	2	-	-	22
Dustyn Hall (OL)	9	9	4	-	-	22
Xavier Weaver (WR)	8	10	2	-	-	20
Matthew Hill (S)	6	10	-	-	-	16
Jason Vaughn (DE)	4	8	1	-	-	13
Jimmy Horn Jr. (WR)	7	5	-	-	-	12
Christian Williams (DB)	7	5	-	-	-	12
Daquan Evans (DB)	-	11	1	-	-	12
TJ Robinson (DB)	5	7	-	-	-	12
Jaren Mangham (RB)	2	8	-	1 (CO)	-	11
Chris Carter (TE)	9	1	1	-	-	11
Omarion Dollison (WR)	2	8	-	-	-	10
Latrell Williams (WR)	-	3	7	-	-	10
Kelley Joiner (RB)	-	1	7	2	-	10
Aamaris Brown (CB)	9	-	-	-	-	9
Brian Battie (RB)	7	1	-	-	-	8
Jatorian Hansford (DE)	8	-	-	-	-	8
Tramel Logan (DL)	6	1	-	-	-	7
Gerry Bohanon (QB)	7	-	-	-	-	7
Joshua Blanchard (OL)	-	-	7	-	-	7
Rashad Cheney (DT)	6	-	-	-	-	6
DJ Gordon (LB)	6	-	-	-	-	6
T-Mac Simpson	6	-	-	-	-	6
Yusuf Terry (WR)	5	-	-	-	-	5
Darrien Grant (DE)	-	3	2	-	-	5
Chris Townsel (DB)	-	-	5	-	-	5
Eddie Kelly (DE)	4	-	-	-	-	4
Khafre Brown (WR)	4	-	-	-	-	4
Jayden Curry (S)	4	-	-	-	-	4
Katravis Marsh (QB)	2	1	1	-	-	4
Will Jones (S)	4	-	-	-	-	4
Sean Atkins (WR)	-	3	-	-	-	3
Mike Lofton (OL)	3	-	-	-	-	3
Mac Harris (S)	-	-	2	-	-	2
Derrell Baily (OL)	2	-	-	-	-	2
Nick Bags (DT)	1	-	-	-	-	1
Davon Hicks (LB)	1	-	-	-	-	1
Holden Willis (WR)	1	-	-	-	-	1
Brian Norris (LB)	-	-	1	-	-	1
Joshua Green (DB)	-	1	-	-	-	1

### 2022 GAME-BY-GAME LEADERS

GAME	RUSHING	PASSING (C-A-YD-INT-TD)	CATCHES	REC YARDS	TACKLES
vs. BYU	Mangham (10-39-1)	Bohanon (17-30-172-1-0)	Weaver (5)	Weaver (113)	LaPointe (10)
vs. Howard	Battie (7-105-1)	Bohanon (17-28-219-1-0)	Weaver (7)	Weaver (57)	Gordon (7)
at Florida	Battie (15-150-1)	Bohanon (12-28-116-2-0)	Weaver (8)	Weaver (82)	Grier (10)
at Louisville	Powell (8-45-0)	Bohanon (9-17-62-2-0)	Terry & Dollison (4)	Terry (38)	Gordon (9)
vs. ECU	Battie (15-96-0)	Bohanon (18-28-253-0-3)	Horn (8)	Horn (180)	Boyles (12)
at Cincinnati	Bohanon (14-117-0)	Bohanon (11-21-139-0-2)	Weaver (7)	Weaver (112)	Boyles (10)
vs. Tulane	Bohanon (5-59-1)	Marsh (7-15-150-0-2)	Horn (5)	Horn (98)	Boyles (15)
at Houston	Battie (12-106-2)	Marsh (24-34-275-0-1)	Weaver (7)	Weaver (84)	Boyles (10)
at Temple	Battie (19-129-0)	Marsh (11-22-176-0-3)	Weaver (6)	Weaver (119)	Boyles (10)

### 2022 FIELD GOALS

Field Goals	fg	pct.	01-19	20-29	30-39	40-49	50-99	lg	blk
Spencer Shrader	5-9	.556	1-1	2-2	1-2	1-3	0-1	49	-
OPPONENTS	10-12	.833	0-0	3-3	7-8	0-0	0-1	39	-
FG Sequence	USF		Opponents						
BYU	-		39						
Howard	(54)		(50)						
at Florida	22, 49, (49)		31						
at Louisville	37		29, 25						
vs. ECU	-		-						
at Cincinnati	21		-						
vs. Tulane	16		20, (31)						
at Houston	(31)		-						
at Temple	(44)		32, 34, 32, 35						
<i>(missed)</i>									

### 2022 USF GAME-BY-GAME STARTERS

#### OFFENSE

GAME	LT	LG	C	RG	RT	TE	QB	HB	Slot	WR	WR
vs. BYU	Jennings	Harris	Cecil	Hall	Jacobs	Carter	Bohanon	Mangham	Horn Jr.	Brown	Weaver
vs. HOWARD	Jennings	Harris	Cecil	Hall	Jacobs	Carter	Bohanon	Mangham	Horn Jr.	Brown	Weaver
at Florida	Jennings	Harris	Cecil	Hall	Jacobs	Carter	Bohanon	Battie	Dollison	Brown	Weaver
at Louisville	Jennings	Harris	Cecil	Hall	Jacobs	Carter	Bohanon	Battie	Dollison	Willis	Terry
vs. ECU	Jacobs	Harris	Cecil	Hall	Lofton	Carter	Bohanon	Battie	Horn Jr.	Brown	Weaver
at Cincinnati	Jacobs	Harris	Cecil	Hall	Lofton	Carter	Bohanon	Battie	Horn Jr.	Terry	Weaver
vs. TULANE	Jacobs	Harris	Cecil	Hall	Lofton	Carter	Bohanon	Battie	Horn Jr.	Terry	Weaver
at Houston	Jacobs	Harris	Cecil	Hall	Bailey	Carter	Marsh	Battie	Horn Jr.	Terry	Weaver
at Temple	Jacobs	Harris	Cecil	Hall	Bailey	Carter	Marsh	Battie	Horn Jr.	Terry	Weaver

\*\*Started four wide receivers

\*\*\*Started two tight ends

#### DEFENSE

GAME	END	NOSE	TACKLE	ALB	WLB	MLB	CB	NB	SS	FS	CB
vs. BYU	Hansford	Cheney Jr.	Yates	Logan	Boyles	Gordon IV	C. Williams	Hill	LaPointe	Robinson	Brown
vs. HOWARD	Hansford	Cheney Jr.	Yates	Logan	Boyles	Gordon IV	Robinson	Curry	LaPointe	Jones	Brown
at Florida	Hansford	Cheney Jr.	Yates	Logan	Boyles	Grier	Robinson	Curry	LaPointe	Simpson	Brown
at Louisville	Hansford	Cheney Jr.	Yates	Kelly	Boyles	Grier	C. Williams	Curry	LaPointe	Robinson	Brown
vs. ECU	Kelly	Cheney Jr.	Hansford	Logan	Boyles	Gordon IV	C. Williams	Hill	LaPointe	Simpson	Brown
at Cincinnati	Vaughn	Cheney Jr.	Hansford	Logan	Boyles	Gordon IV	C. Williams	Curry	Hill	Simpson	Brown
vs. TULANE	Vaughn	Cheney Jr.	Hansford	Kelly	Boyles	Hicks	C. Williams	Hill	Simpson	Jones	Brown
at Houston	Vaughn	Hansford	Yates	Kelly	Boyles	Gordon IV	C. Williams	Hill	Simpson	Jones	Brown
at Temple	Vaughn	Bags	Yates	Logan	Boyles	Gordon IV	C. Williams	Hill	Simpson	Jones	Brown

\* Started Six Defensive Backs

\*\* Started Four Defensive Linemen

## TURNOVERS FORCED

TEAM	INT	FUMBLE	DEF TD	TOTAL
USF	6	5	0	11
Opponents	7	6	2	13

USF CAUSED: 11

OPP CAUSED: 13

USF POINTS OFF TO: 45

OPP POINTS OFF TO: 62

USF DEFENSIVE TD's: 0

OPP DEFENSIVE TD's: 2

### USF TURNOVERS FORCED

QT	Play	Ball On	Result
----	------	---------	--------

**HOWARD****BYU**

3rd .....INT: Mekhi LaPointe of Jaren Hall ..... USF14 ..... Safety

**HOWARD**

2nd .....FUM: Jatorian Hansford of Christian Carter ..... USF50 ..... Touchdown

2nd .....FUM: T-Mac Simpson of Antoine Murray ..... USF20 ..... Touchdown

3rd .....INT: Jayden Curry of Quinton Williams ..... HOW21 ..... Touchdown

**AT FLORIDA**

3rd .....INT: Dwayne Boyles of Anthony Richardson ..... UF18 ..... Touchdown

4th .....INT: Aamaris Brown of Anthony Richardson ..... USF20 ..... Interception

**AT LOUISVILLE**

2nd .....FUM: Matthew Hill of T. Evans ..... LOU35 ..... Interception

**ECU**

4th .....FUM: Dwayne Boyles of R. Jones ..... ECU35 ..... Downs

**AT CINCINNATI**

1st .....INT: Aamaris Brown of Ben Bryant ..... USF31 ..... Field Goal

2nd .....INT: Matt Hill of Ben Bryant ..... Endzone ..... End half

**TULANE**

3rd .....FUM: Boyles of Pratt ..... TUL18 ..... Touchdown

**AT HOUSTON**

4th .....FUM: Kelly of Coley ..... USF33 ..... Touchdown

**AT TEMPLE**

None

### OPPONENT TURNOVERS FORCED

QT	Play	Ball On	Result
----	------	---------	--------

**BYU**

1st .....INT: Gerry Bohanon by Max Tooley ..... returned for Touchdown

**HOWARD**

1st .....INT: Gerry Bohanon by Robert Jones ..... USF35 ..... Punt

**AT FLORIDA**

1st .....FUM: Xavier Weaver, rec. by Shemar James ..... UF41 ..... Field Goal

2nd .....INT: Gerry Bohanon by Jalen Kimber ..... Returned 39 yards for Touchdown

4th .....INT: Gerry Bohanon by Tre'Vez Johnson ..... USF2 ..... Touchdown

**AT LOUISVILLE**

2nd .....FUM: Bohanon, rec. by D. Jones ..... LOU32 ..... Touchdown

2nd .....INT: Bohanon, by C. Jones ..... LOU35 ..... Fumble

2nd .....INT: Bohanon, by J. Minkins ..... LOU2 ..... half

**ECU**

1st .....FUM: Bohanon, rec by X. Smith ..... ECU2 ..... Touchdown

**AT CINCINNATI**

NONE

**TULANE**

1st .....FUM: Joiner, rec by J. Canady ..... USF36 ..... Missed FG

3rd .....FUM: Marsh, rec by M. Clark ..... USF06 ..... Touchdown

**AT HOUSTON**

NONE

**AT TEMPLE**

2nd .....INT: Marsh, by A. Odom ..... TEM44 ..... Field Goal

4th .....FUM: Marsh, rec by J. Hollin ..... USF44 ..... Touchdown

4th .....FUM: Joiner, rec by J. McMurray ..... USF38 ..... Touchdown



# USF DRIVE CHART

DISPLAYED USF/OPPONENT	Possessions		FGs		Fumble	Int.	Safety	Punt	Turnover on		End of Game	70+ yard Drives	3 and Out
	TDs	Made	Missed	Downs					Half				
vs. BYU	11/11	3/6	2/0	0/0	0/0	1/1	0/1	4/2	2/0	0/1	1/0	1/3	4/0
vs. Howard	13/12	6/3	0/0	1/1	0/2	1/1	0/0	3/3	0/2	1/0	1/0	0/3	1/2
at Florida	10/10	3/4	2/1	1/0	1/0	2/2	0/0	1/2	0/0	0/1	0/1	2/3	0/2
at Louisville	13/14	0/5	1/2	0/0	1/1	2/0	0/0	7/3	0/0	0/1	0/1	0/2	6/3
vs. ECU	12/12	4/7	0/0	0/0	1/1	0/0	0/0	5/3	1/0	1/0	0/1	4/5	4/1
at Cincinnati	10/11	3/4	1/0	0/0	0/0	0/2	0/0	5/3	1/1	1/0	0/1	3/2	3/0
vs. Tulane	14/14	4/6	1/1	0/1	2/1	0/0	0/0	6/3	0/0	1/0	0/1	3/4	6/3
at Houston	10/11	4/6	0/0	1/0	0/1	0/0	0/0	2/2	3/0	0/1	0/1	2/2	1/1
at Temple	11/12	4/6	0/4	1/0	2/0	1/0	0/0	1/0	2/0	0/1	0/1	3/3	2/0
<b>TOTALS</b>	<b>104/107</b>	<b>31/47</b>	<b>7/8</b>	<b>4/2</b>	<b>7/6</b>	<b>7/6</b>	<b>0/1</b>	<b>34/21</b>	<b>9/3</b>	<b>4/5</b>	<b>2/7</b>	<b>18/24</b>	<b>27/12</b>

## USF SCORING DRIVES

### QT When Score Play

### DRIVE

#### BYU (3 TD)

2nd.....0:14.....TD.....Mangham 1-yard TD Run..... 8 plays-84 yards, TOP 1:52  
 3rd.....14:44.....KR TD.....Jimmy Horn 89-yard kickoff return..... 1 play  
 3rd.....2:23.....TD.....Battie 9-yard TD run..... 6 plays-43yards, TOP 2:59

#### HOWARD (6 TD)

2nd.....11:16.....TD.....Mangham 2-yard TD run.....11 plays-60 yards, TOP 3:36  
 2nd.....2:10.....TD.....Dukes 7-yard TD run..... 5 plays-59 yards, TOP 1:39  
 3rd.....7:14.....TD.....Mangham 1-yard TD run..... 4 plays-25 yards, TOP 1:43  
 3rd.....00:33.....TD.....Dukes 28-yard TD run..... 5 plays-61 yards, TOP 1:56  
 4th.....1:37.....TD.....Battie 60-yard TD run..... 2 plays-69 yards, TOP 0:33  
 4th.....8:05.....TD.....Powell 1-yard TD run..... 4 plays-54 yards, TOP 1:36

#### AT FLORIDA (3 TD, 2 FG)

1st.....1:21.....TD.....Battie 10-yard TD run..... 12 plays-81 yards, TOP 6:46  
 2nd.....10:45.....FG.....Shrader 22-yard field goal..... 9 plays-70 yards, TOP 4:04  
 2nd.....3:00.....FG.....Shrader 49-yard field goal..... 12 plays, 43 yards, TOP 3:00  
 3rd.....10:27.....TD.....Bohanon 6-yard TD run..... 4 plays, 18 yards, TOP 1:34  
 4th.....11:14.....TD.....Dukes 1-yard TD run.....11 plays, 51 yards, TOP 6:21

#### AT LOUISVILLE (1 FG)

3rd.....14:55.....FG.....Shrader 37-yard FG..... 8 plays, 47 yards, TOP 3:10

#### VS ECU (4 TD)

2nd.....13:13.....TD.....Bohanon to Horn for 91-yard TD pass..... 2 plays, 93 yards, TOP: 0:47  
 3rd.....12:12.....TD.....Bohanon to Horn for 27-yard TD pass..... 6 plays, 75 yards, TOP: 2:48  
 3rd.....7:30.....TD.....Bohanon to Atkins for 4-yard TD pass..... 8 plays, 56 yards, TOP: 3:33  
 4th.....14:56.....TD.....Bohanon 1-yard TD run..... 10 plays, 75 yards, TOP: 3:37

#### AT CINCINNATI (3 TD, 1 FG)

1st.....9:24.....TD.....Battie 22-yard TD run..... 11 plays, 75 yards, TOP: 5:36  
 1st.....3:16.....FG.....Shrader 21-yard field goal..... 12 plays, 65 yards, TOP: 6:00  
 2nd.....10:27.....TD.....Bohanon to Weaver 9-yard TD pass..... 10 plays, 75 yards, TOP: 5:24  
 4th.....14:56.....TD.....Bohanon to Weaver 16-yard TD pass..... 5 plays, 88 yards, TOP: 2:22

#### VS TULANE (3 TD, 1 FG)

1st.....1:59.....TD.....Bohanon to Horn 8-yard TD pass..... 8 plays, 79 yards, TOP: 4:26  
 2nd.....11:28.....TD.....Bohanon 33-yard TD run..... 4 plays, 75 yards, TOP: 1:39  
 3rd.....4:52.....FG.....Shrader 16-yard field goal..... 7 plays, 45 yards, TOP: 3:27  
 3rd.....0:09.....TD.....Marsh to Weaver 17-yard TD pass..... 2 plays, 18 yards, TOP: 0:39  
 4th.....4:06.....TD.....Marsh to Stanley 73-yard TD pass..... 4 plays, 88 yards, TOP: 1:54

#### AT HOUSTON (4 TD)

1st.....6:48.....TD.....Battie 13-yard TD run..... 5 plays, 85 yards; TOP: 2:48  
 1st.....3:34.....TD.....Battie 20-yard TD run..... 4 plays, 76 yards; TOP: 1:42  
 3rd.....7:14.....TD.....Dukes 1-yard TD run..... 12 plays, 65 yards; TOP: 5:44  
 4th.....1:05.....TD.....Marsh to Carter 2-yard TD pass..... 4 plays, 67 yards; TOP: 0:43

#### AT TEMPLE (4 TD)

1st.....6:30.....TD.....Marsh to Weaver 10-yard TD pass..... 15 plays, 75 yards; TOP: 8:30  
 2nd.....0:37.....TD.....Marsh to Weaver 11-yard TD pass..... 4 plays, 48 yards; TOP: 0:25  
 3rd.....13:31.....TD.....Jimmy Horn 55-yard TD run..... 3 plays, 80 yards; TOP: 1:13  
 3rd.....0:51.....TD.....Marsh to Willis 2-yard TD pass..... 4 plays, 70 yards; TOP: 1:52

**SCORING DRIVES OF 75 YDS OR MORE:** 15 (15 TD) (3 at Cincy & vs. Tulane)

**SCORING DRIVES 6:00 OR MORE:** 4 (3 TD, 1 FG)

**SCORING DRIVES 3:00 OR LESS:** 21 (20 TD, 1 FG)

**SCORING DRIVES 2:00 OR LESS:** 16 (16 TD)

**SCORING DRIVES 1:00 OR LESS:** 5 (5 TD)

### LONG DRIVES:

#### Longest by PLAYS:

15 plays - 75 yards; 8:30, TD at Temple - Marsh QB

#### Longest by YARDS:

93 yards - 2 plays, 0:47, TD vs ECU - Bohanon QB

#### Longest by TIME:

8:30 - 15 plays, 75 yards, TD, at Temple - Marsh QB

### DEFENSE/SPECIAL TEAMS TOUCHDOWNS: 1

### DEFENSIVE SCORING PLAYS

#### BYU

3rd.....14:44.....KR.....Jimmy Horn 89-yard kickoff return

### LONGEST DRIVES IN PROGRAM HISTORY:

#### Longest by PLAYS:

21 plays (75 yards; 5:58, TD) at SMU on 11/23/2013

#### Longest by YARDS:

99 Yards (13 plays, 5:19, TD) at FIU on 9/20/2008

#### Longest by TIME:

9:58 (17 plays, 96 yards, TD) at Florida on 9/11/2010

## 2022 GAME-BY-GAME TEAM STATISTICS

GAME	FINAL					QUARTERS			1st DOWNS			RUSHING PASSING			TOT OFF			PUNTS			PENALTY			3RD 4TH RED			SACKS FIELD		POSSESSION TIME				
	SCORE	1	2	3	4	OT	R-P-PE	TOT	NO-YDS-TD	C-A-I	YDS	TD	YDS	NO-AVG	FUM-FL	NO-YDS	DNS	DNS	ZONE	NO-YDS	GOALS	1	2	3	4	TOT							
<b>USF</b>	<b>21</b>	<b>0</b>	<b>7</b>	<b>14</b>	<b>0</b>	-	<b>6-6-0</b>	<b>12</b>	<b>26-121-2</b>	<b>17-30-1</b>	<b>172</b>	<b>0</b>	<b>293</b>	<b>4-41.0</b>	<b>1-0</b>	<b>3-25</b>	<b>3-12</b>	<b>2-4</b>	<b>2-3</b>	<b>1-1</b>	<b>0-0</b>	<b>6:06</b>	<b>7:23</b>	<b>4:34</b>	<b>7:14</b>	<b>25:17</b>							
BYU	50	28	10	9	3	-	12-15-0	27	37-329-3	25-32-1	261	2	575	2-36.0	1-0	4-35	7-13	2-2	4-5	1-0	2-2	8:54	7:37	10:26	7:46	34:43							
<b>USF</b>	<b>42</b>	<b>0</b>	<b>14</b>	<b>14</b>	<b>14</b>	-	<b>6-11-3</b>	<b>20</b>	<b>27-205-6</b>	<b>17-28-1</b>	<b>219</b>	<b>0</b>	<b>424</b>	<b>3-41.7</b>	<b>0-0</b>	<b>3-40</b>	<b>2-8</b>	<b>1-1</b>	<b>4-4</b>	<b>3-17</b>	<b>0-1</b>	<b>5:08</b>	<b>5:52</b>	<b>5:37</b>	<b>4:25</b>	<b>21:04</b>							
HOWARD	20	7	0	7	6	-	8-14-2	24	40-168-3	28-37-1	250	0	418	3-39.0	2-2	5-43	9-17	0-2	2-3	0-0	0-1	9:52	9:06	9:23	10:35	38:56							
<b>USF</b>	<b>28</b>	<b>7</b>	<b>6</b>	<b>8</b>	<b>7</b>	-	<b>17-6-0</b>	<b>23</b>	<b>46-286-3</b>	<b>12-28-2</b>	<b>116</b>	<b>0</b>	<b>402</b>	<b>1-32.0</b>	<b>2-1</b>	<b>9-73</b>	<b>8-15</b>	<b>2-2</b>	<b>4-5</b>	<b>1-4</b>	<b>2-3</b>	<b>9:55</b>	<b>8:39</b>	<b>8:18</b>	<b>9:24</b>	<b>36:19</b>							
AT FLORIDA	31	3	21	0	7	-	10-3-4	17	30-217-3	10-18-2	112	0	329	2-43.0	0-0	6-48	3-8	0-0	3-4	0-0	1-1	5:05	6:21	6:42	5:33	23:41							
<b>USF</b>	<b>3</b>	<b>0</b>	<b>0</b>	<b>3</b>	<b>0</b>	-	<b>5-6-0</b>	<b>11</b>	<b>35-48-0</b>	<b>13-28-2</b>	<b>110</b>	<b>0</b>	<b>158</b>	<b>7-43.7</b>	<b>2-1</b>	<b>6-25</b>	<b>5-16</b>	<b>1-3</b>	<b>1-1</b>	<b>1-5</b>	<b>1-1</b>	<b>8:19</b>	<b>6:29</b>	<b>8:34</b>	<b>5:51</b>	<b>29:13</b>							
at LOUISVILLE	41	14	14	3	10	-	14-13-1	28	46-283-4	19-30-0	259	1	542	3-44.3	2-1	5-59	4-13	3-4	4-5	3-33	2-2	6:41	8:31	6:26	9:09	30:47							
<b>USF</b>	<b>28</b>	<b>0</b>	<b>7</b>	<b>14</b>	<b>7</b>	-	<b>11-9-1</b>	<b>21</b>	<b>36-202-1</b>	<b>18-28-0</b>	<b>253</b>	<b>3</b>	<b>455</b>	<b>5-44.4</b>	<b>1-1</b>	<b>6-40</b>	<b>5-13</b>	<b>2-3</b>	<b>2-4</b>	<b>1-8</b>	<b>0-0</b>	<b>4:56</b>	<b>7:38</b>	<b>10:01</b>	<b>6:39</b>	<b>29:14</b>							
ECU	48	14	27	7	0	-	5-21-1	27	30-110-1	31-41-0	465	6	575	3-44.3	1-1	3-24	6-13	3-3	4-5	1-3	0-0	10:04	7:22	4:59	8:21	30:46							
<b>USF</b>	<b>24</b>	<b>10</b>	<b>7</b>	<b>0</b>	<b>7</b>	-	<b>10-8-1</b>	<b>19</b>	<b>43-224-1</b>	<b>11-21-2</b>	<b>139</b>	<b>3</b>	<b>363</b>	<b>5-35.4</b>	<b>2-0</b>	<b>2-15</b>	<b>8-15</b>	<b>0-1</b>	<b>3-3</b>	<b>2-15</b>	<b>1-1</b>	<b>12:21</b>	<b>8:56</b>	<b>5:18</b>	<b>5:54</b>	<b>32:29</b>							
at CINCINNATI	28	7	7	7	7	-	12-9-1	22	37-221-2	16-23-2	193	4	414	3-39.7	2-0	4-35	2-7	1-2	2-3	0-0	0-0	2:39	6:04	9:42	9:06	27:31							
<b>USF</b>	<b>31</b>	<b>7</b>	<b>7</b>	<b>10</b>	<b>7</b>	-	<b>5-8-0</b>	<b>13</b>	<b>28-118-1</b>	<b>14-23-0</b>	<b>259</b>	<b>3</b>	<b>377</b>	<b>6-43.7</b>	<b>2-2</b>	<b>6-46</b>	<b>2-9</b>	<b>0-0</b>	<b>3-3</b>	<b>4-13</b>	<b>1-1</b>	<b>5:59</b>	<b>4:17</b>	<b>9:09</b>	<b>3:43</b>	<b>23:08</b>							
TULANE	45	3	14	14	14	-	14-15-1	30	51-235-4	23-36-0	329	2	564	3-36.0	1-1	4-20	7-17	3-4	6-8	1-6	1-2	9:01	10:43	5:51	11:17	36:52							
<b>USF</b>	<b>27</b>	<b>14</b>	<b>0</b>	<b>7</b>	<b>6</b>	-	<b>6-13-4</b>	<b>23</b>	<b>31-154-3</b>	<b>24-34-0</b>	<b>275</b>	<b>1</b>	<b>429</b>	<b>2-43.5</b>	<b>1-0</b>	<b>1-15</b>	<b>4-11</b>	<b>1-4</b>	<b>4-4</b>	<b>0-0</b>	<b>0-1</b>	<b>7:01</b>	<b>6:24</b>	<b>9:32</b>	<b>6:53</b>	<b>29:53</b>							
at HOUSTON	42	14	14	7	7	-	6-17-0	23	25-103-2	33-39-0	387	4	490	2-45.0	2-1	10-95	7-11	0-1	4-4	3-12	0-0	7:59	8:33	5:28	8:07	30:07							
<b>USF</b>	<b>28</b>	<b>7</b>	<b>7</b>	<b>14</b>	<b>0</b>	-	<b>13-7-1</b>	<b>21</b>	<b>43-281-1</b>	<b>14-27-1</b>	<b>190</b>	<b>3</b>	<b>471</b>	<b>1-41.0</b>	<b>2-2</b>	<b>3-12</b>	<b>7-15</b>	<b>1-3</b>	<b>3-4</b>	<b>0-0</b>	<b>0-1</b>	<b>11:36</b>	<b>3:30</b>	<b>7:59</b>	<b>8:52</b>	<b>31:57</b>							
at TEMPLE	54	3	13	17	21	-	7-19-1	27	30-277-4	27-36-0	344	2	621	0-0.0	1-0	8-47	5-11	1-1	6-6	1-4	4-4	3:24	11:30	7:01	6:08	28:03							

## USF EXPLOSIVE PLAYS (20+ YARDS)

RUSHING	15-20	20-29	30-39	40-49	50-59	60-69	70-79	80-89	90-99	TOTAL
Brian Battie	5	3	1	-	1	1	-	-	-	11
Gerry Bohanon	2	2	1	-	1	-	-	-	-	6
Jaren Mangham	-	2	-	-	-	-	-	-	-	2
Michel Dukes	1	1	-	-	-	-	-	-	-	2
Jimmy Horn	-	-	-	-	1	-	-	-	-	1
Katravis Marsh	-	1	-	-	-	-	-	-	-	1
K'Wan Powell	-	-	1	-	-	-	-	-	-	1
<b>TOTALS</b>	<b>4</b>	<b>7</b>	<b>2</b>	<b>-</b>	<b>2</b>	<b>1</b>	<b>-</b>	<b>-</b>	<b>-</b>	<b>23</b>
RECEIVING	15-20	20-29	30-39	40-49	50-59	60-69	70-79	80-89	90-99	TOTAL
Xavier Weaver	8	4	2	-	1	1	-	-	-	16
Jimmy Horn	1	7	1	1	-	-	-	-	1	11
Khafre Brown	1	2	-	-	-	-	-	-	-	3
Omarion Dollison	1	-	1	1	-	-	-	-	-	3
Michel Dukes	1	-	1	-	-	-	-	-	-	2
Brian Battie	-	-	1	-	-	-	-	-	-	1
Kelley Joiner	-	1	-	-	-	-	-	-	-	1
Dequan Stanley	-	-	-	-	-	-	1	-	-	1
Holden Willis	1	-	-	-	-	-	-	-	-	1
Sean Atkins	1	-	-	-	-	-	-	-	-	1
Gunnar Greenwald	1	-	-	-	-	-	-	-	-	1
<b>TOTALS</b>	<b>12</b>	<b>12</b>	<b>4</b>	<b>1</b>	<b>1</b>	<b>1</b>	<b>1</b>	<b>-</b>	<b>1</b>	<b>41</b>
PASSING	15-20	20-29	30-39	40-49	50-59	60-69	70-79	80-89	90-99	TOTAL
Gerry Bohanon	9	10	3	1	1	-	-	-	1	25
Katravis Marsh	6	4	3	1	-	1	1	-	-	16
<b>TOTALS</b>	<b>15</b>	<b>14</b>	<b>6</b>	<b>2</b>	<b>1</b>	<b>1</b>	<b>1</b>	<b>-</b>	<b>1</b>	<b>37</b>

## COMBINED EXPLOSIVE PLAYS

Gerry Bohanon: 27 (22 passing; 5 rushing)  
 Xavier Weaver: 16 (16 receiving)      Marsh: 17 (16 passing; 1 rushing)  
 Horn: 12 (11 receiving, 1 rushing)      Brian Battie: 12 (11 rushing; 1 receiving)



# USF EXPLOSIVE PLAYS (15+ YARDS)

## EXPLOSIVE PLAY BREAKDOWN

**USF TOTAL (Run & Pass):** 59 (36 pass, 23run)

**USF GAME HIGH:** 12 at Houston

**OPP. GAME HIGH:** 14 by Tulane (10 pass, 4 run)

### USF

**Long Pass:** 91 (TD), Bohanon to Horn vs. ECU

**Long Run:** 60, Brian Battie vs. Howard

**Long Punt Return:** 20, Xavier Weaver at Florida

**Long Kickoff Return:** 89, Jimmy Horn (TD) vs. BYU

**Long INT Return:** 37, Dwayne Boyles at Florida

### OPPONENT

**Long Pass:** 52 (TD), Tune to Dell at Houston

**Long Run:** 75 (TD), Puka Nacua, BYU

75 (TD), Tyjae Spears, Tulane

75 (TD), Edward Saydee, Temple

**Long Def:** 39 (TD), Jalen Kimber at Florida

### BYU (3)

2nd 50 ..... PASS...Bohanon to Weaver .....vs. BYU

2nd 21 ..... PASS...Bohanon to Weaver .....vs. BYU

3rd 27 ..... PASS...Bohanon to Weaver .....vs. BYU

### HOWARD (9)

1st 29 ..... PASS...Bohanon to Horn Jr. ....vs. Howard

1st 19 ..... PASS...Bohanon to Brown .....vs. Howard

2nd 15 ..... RUN ....Brian Battie.....vs. Howard

2nd 23 ..... PASS...Bohanon to Horn Jr. ....vs. Howard

2nd 16 ..... PASS...Bohanon to Greenwald .vs. Howard

3rd 20 ..... RUN ....Jaren Mangham .....vs. Howard

3rd 28 (TD) .. RUN ....Michel Dukes.....vs. Howard

4th 39 ..... PASS...Bohanon to Dollison .....vs. Howard

4th 60 (TD) .. RUN ....Brian Battie.....vs. Howard

### AT FLORIDA (6)

1st 15 ..... RUN ....Gerry Bohanon.....at Florida

1st 21 ..... RUN ....Brian Battie.....at Florida

1st 23 ..... RUN ....Jaren Mangham .....at Florida

2nd 51 ..... RUN ....Brian Battie.....at Florida

2nd 18 ..... PASS...Bohanon to Weaver .....at Florida

4th 20 ..... PASS...Bohanon to K. Brown.....at Florida

### AT LOUISVILLE (3)

1st 18 ..... PASS...Bohanon to Dollison.....at Louisville

3rd 37 ..... RUN ....K'wan Powell.....at Louisville

4th 21 ..... PASS...Marsh to Atkins.....at Louisville

### ECU (11)

1st 20 ..... RUN ....Gerry Bohanon.....vs. ECU

1st 16 ..... PASS...Bohanon to Horn.....vs. ECU

1st 20 ..... PASS...Bohanon to Horn.....vs. ECU

2nd 91 (TD) .. PASS...Bohanon to Horn.....vs. ECU

2nd 33 ..... PASS...Bohanon to Horn.....vs. ECU

2nd 22 ..... PASS...Bohanon to Horn.....vs. ECU

3rd 18 ..... PASS...Bohanon to Weaver .....vs. ECU

3rd 27 ..... PASS...Bohanon to Horn.....vs. ECU

3rd 22 ..... RUN ....Gerry Bohanon.....vs. ECU

3rd 18 ..... RUN ....Brian Battie.....vs. ECU

3rd 23 ..... PASS...Bohanon to Weaver .....vs. ECU

### AT CINCINNATI (7)

1st 15 ..... RUN ....Gerry Bohanon.....at Cincy

1st 22 (TD) .. RUN ....Brian Battie.....at Cincy

1st 18 ..... PASS...Bohanon to Weaver .....at Cincy

2nd 33 ..... PASS...Bohanon to Weaver .....at Cincy

3rd 59 ..... RUN ....Gerry Bohanon.....at Cincy

4th 16 ..... PASS...Bohanon to Weaver .....at Cincy

4th 16 ..... PASS...Bohanon to Weaver .....at Cincy

### TULANE (6)

1st 44 ..... PASS...Bohanon to Horn.....vs. Tulane

2nd 25 ..... PASS...Bohanon to Horn.....vs. Tulane

2nd 33 (TD) .. RUN ....Gerry Bohanon.....vs. Tulane

3rd 35 ..... PASS...Marsh to Dukes.....vs. Tulane

3rd 17 (TD) .. PASS...Marsh to Weaver.....vs. Tulane

4th 73 (TD) .. PASS...Marsh to Stanley .....vs. Tulane

### AT HOUSTON (12)

1st 18 ..... PASS...Marsh to Weaver.....at Houston

1st 19 ..... RUN ....Michel Dukes.....at Houston

1st 37 ..... RUN ....Brian Battie.....at Houston

1st 30 ..... PASS...Marsh to Weaver .....at Houston

1st 20 (TD) .. RUN ....Brian Battie.....at Houston

2nd 29 ..... PASS...Marsh to Horn .....at Houston

2nd 31 ..... PASS...Marsh to Battie.....at Houston

3rd 24 ..... RUN ....Katravis Marsh .....at Houston

3rd 19 ..... PASS...Marsh to Weaver.....at Houston

4th 19 ..... PASS...Marsh to Willis.....at Houston

4th 24 ..... PASS...Marsh to Joiner .....at Houston

4th 40 ..... PASS...Marsh to Dollison .....at Houston

### AT TEMPLE (8)

1st 26 ..... PASS...Marsh to Weaver.....at Temple

2nd 18 ..... RUN ....Brian Battie.....at Temple

2nd 19 ..... PASS...Marsh to Atkins.....at Temple

3rd 16 ..... RUN ....Brian Battie.....at Temple

3rd 55 (TD) .. RUN ....Jimmy Horn .....at Temple

3rd 63 ..... PASS...Marsh to Weaver.....at Temple

4th 18 ..... RUN ....Brian Battie.....at Temple

4th 18 ..... PASS...Marsh to Dukes.....at Temple

### SMU

-

### AT TULSA

-

-

### UCF

-

-

## 25-YARD+ EXPLOSIVE PLAYS BY LENGTH

### ▼ 50 + YARD PLAYS ▼ (6)

**QT LENGTH.TYPE... PLAYER.....OPP**

2nd 91 (TD) .. PASS...Bohanon to Horn.....vs. ECU

4th 73 (TD) .. PASS...Marsh to Stanley .....vs. Tulane

3rd 63 ..... PASS...Marsh to Weaver.....at Temple

4th 60 (TD) .. RUN ....Brian Battie.....vs. Howard

3rd 59 ..... RUN ....Gerry Bohanon.....at Cincy

3rd 55 (TD) .. RUN ....Jimmy Horn .....at Temple

2nd 51 ..... RUN ....Brian Battie.....at Florida

2nd 50 ..... PASS...Bohanon to Weaver .....vs. BYU

### ▼ 25-50 YARD PLAYS ▼

**QT LENGTH.TYPE... PLAYER.....OPP**

1st 44 ..... PASS...Bohanon to Horn.....vs. Tulane

4th 40 ..... PASS...Marsh to Dollison .....at Houston

4th 39 ..... PASS...Bohanon to Dollison .....vs. Howard

1st 37 ..... RUN ....Brian Battie.....at Houston

3rd 37 ..... RUN ....K'wan Powell.....at Louisville

3rd 35 ..... PASS...Marsh to Dukes.....vs. Tulane

2nd 33 (TD) .. RUN ....Gerry Bohanon.....vs. Tulane

2nd 33 ..... PASS...Bohanon to Weaver .....at Cincy

2nd 33 ..... PASS...Bohanon to Horn.....vs. ECU

2nd 31 ..... PASS...Marsh to Battie .....at Houston

1st 30 ..... PASS...Marsh to Weaver .....at Houston

2nd 29 ..... PASS...Marsh to Horn .....at Houston

1st 29 ..... PASS...Bohanon to Horn Jr. ....vs. Howard

3rd 28 (TD) .. RUN ....Michel Dukes.....vs. Howard

3rd 27 ..... PASS...Bohanon to Horn.....vs. ECU

3rd 27 ..... PASS...Bohanon to Weaver .....vs. BYU

1st 26 ..... PASS...Marsh to Weaver.....at Temple

2nd 25 ..... PASS...Bohanon to Horn.....vs. Tulane

### ▼ LONG PLAYS FOR TOUCHDOWNS (9)

2nd 91 (TD) .. PASS...Bohanon to Horn.....vs. ECU

4th 73 (TD) .. PASS...Marsh to Stanley .....vs. Tulane

4th 60(TD) .. RUN ....Brian Battie.....vs. Howard

3rd 55 (TD) .. RUN ....Jimmy Horn .....at Temple

2nd 33 (TD) .. RUN ....Gerry Bohanon.....vs. Tulane

3rd 28 (TD) .. RUN ....Michel Dukes.....vs. Howard

1st 22 (TD) .. RUN ....Brian Battie.....at Cincy

1st 20 (TD) .. RUN ....Brian Battie.....at Houston

3rd 17 (TD) .. PASS...Marsh to Weaver.....vs. Tulane

**TOTAL 15+ FOR TD: 9**

**GAME HIGH 15+ YARD PLAYS FOR TD: 3**

### ▼ 25+ YARD SPECIAL TEAMS &

#### DEFENSIVE PLAYS ▼

3rd 89 (TD) .. KICK RET .. Jimmy Horn .....vs. BYU

2nd 48 ..... KICK RET .. Brian Battie .....at Temple

4th 41 ..... KICK RET .. Brian Battie .....at Louisville

3rd 37 ..... INT RET ....Dwayne Boyles.....at Florida

2nd 34 ..... KICK RET .. Michel Dukes.....vs. ECU

3rd 32 ..... KICK RET .. Brian Battie .....at Temple

2nd 32 ..... KICK RET .. Jimmy Horn .....vs. ECU

2nd 31 ..... KICK RET .. Michel Dukes.....vs. ECU

4th 28 ..... KICK RET .. Brian Battie .....at Florida

1st 26 ..... KICK RET .. Michel Dukes.....vs. ECU

3rd 25 ..... KICK RET .. Brian Battie .....vs. ECU

# 2022 GAME-BY-GAME STATISTICS

## GAME-BY-GAME PASSING

### #11 GERRY BOHANON JR.

	COMP	ATT	INT	PCT	YDS	TD	LG	SACK	EFF	TOT:YDS	TD
vs. BYU	17	30	1	.566	172	0	50	1	98.2	200	0
vs. Howard	17	28	1	.607	219	0	39	0	119.3	228	0
at Florida	12	28	2	.429	116	0	20	0	63.4	218	1
at Louisville	9	17	2	.529	62	0	18	2	60.0	59	0
ECU	18	28	0	.643	253	3	91	1	175.5	327	4
at Cincinnati	11	21	0	.524	139	2	33	0	133.8	256	2
Tulane	7	8	0	.875	109	1	44	0	243.2	168	2

### #12 KATRAVIS MARSH

	COMP	ATT	INT	PCT	YDS	TD	LG	SACK	EFF	TOT:YDS	TD
vs. Howard	Played, no stats										
at Louisville	4	11	0	.363	48	0	21	1	60.0	25	-
Tulane	7	15	0	.466	150	2	73	1	174.7	148	2
at Houston	24	34	0	.705	275	1	40	3	148.2	295	1
at Temple	11	22	1	.500	176	3	63	0	153.1	190	3

### #17 BYRUM BROWN

	COMP	ATT	INT	PCT	YDS	TD	LG	SACK	EFF	TOT:YDS	TD
at Temple	0	2	0	.000	0	0	0	1	000.0	-4	0

## 2022 GAME-BY-GAME RUSHING (CARRIES-YARDS-TD)

PLAYER	BYU	HOWARD	@FLORIDA	@LOU	ECU	@CINY	TULANE	@HOU	@TEMPLE	SMU	@TULSA	UCF
BATTIE, Brian RB	3-14-1	<b>7-105-1</b>	<b>17-150-1</b>	9-26-0	15-96-0	23-82-1	7-20-0	<b>12-106-2</b>	<b>19-129-0</b>			
BOHANON, Gerry QB	4-28-0	2-9-0	<b>15-102-2</b>	7-(-3)-0	13-74-1	<b>14-121-0</b>	5-59-1	DNP	DNP			
DUKES, Michel RB	5-23-0	3-34-2	7-12-1	3-11-0	6-16-0	DNP	5-14-0	5-21-1	5-8-0			
POWELL, K'wan RB	-	2-3-1	-	8-45-0	DNP	4-15-0	3-15-0	2-5-0	2-28-0			
MANGHAM, Jaren RB	10-39-1	7-28-2	5-33-0	2-4-0	DNP	DNP	DNP	DNP	DNP			
HORN JR., Jimmy WR	1-12-0	-	-	DNP	1-10-0	2-10-0	1-2-0	1-(-6)-0	2-51-1			
ALBRITTON, Jason RB	-	2-9-0	-	DNP	DNP	DNP	DNP	DNP	4-40-0			
JOINER JR., Kelley RB	DNP	DNP	DNP	DNP	DNP	DNP	2-11-0	4-8-0	4-15-0			
MARSH, Katravis QB	-	-	-	1-(-13)-0	DNP	DNP	4-(-2)-0	7-20-0	4-14-0			
HAMILTON, Mychael RB	3-5-0	3-13-0	-	3-5-0	DNP	DNP	DNP	DNP	DNP			
YOUNG, Yusias RB	-	1-4-0	-	DNP	DNP	DNP	DNP	DNP	DNP			
ATKINS, Sean WR	-	-	1-3-0	-	1-6-0	-	-	DNP	-			
DOLLISON, Omarion WR	-	-	-	1-(-5)-0	-	-	-	-	-			

## 2022 GAME-BY-GAME RECEIVING (CATCHES-YARDS-TD)

PLAYER	BYU	HOWARD	@FLORIDA	@LOU	ECU	@CINY	TULANE	@HOU	@TEMPLE	SMU	@TULSA	UCF
WEAVER, Xavier WR	<b>5-113-0</b>	7-57-0	8-82-0	DNP	5-55-0	<b>12-112-2</b>	4-36-1	7-84-0	<b>6-119-2</b>			
HORN JR., Jimmy WR	2-10-0	5-52-0	-	DNP	<b>8-180-2</b>	1-2-0	5-98-1	4-39-0	1-18-0			
BATTIE, Brian, RB	2-10-0	-	2-7-0	-	3-10-0	1-1-0	1-7-0	4-47-0	-			
DOLLISON, Omarion WR	-	1-39-0	1-7-0	4-31-0	-	1-8-0	-	1-40-01	1-13-0			
TERRY, Yusuf WR	-	-	-	4-38-0	-	-	2-10-0	-	1-9-0			
JOINER JR., Kelley RB	DNP	DNP	DNP	DNP	DNP	DNP	-	4-41-0	2-(-4)-0			
ATKINS, Sean WR	-	-	-	2-35-0	1-4-0	-	-	DNP	1-19-0			
DUKES, Michel RB	-	1-3-0	-	1-2-0	-	DNP	1-35-0	1-6-0	1-1-4-0			
GREENWALD, Gunnar TE	2-12-0	2-25-0	-	-	-	-	-	-	-			
BROWN, Khafe WR	-	1-19-0	1-20-0	DNP	-	1-16-0	-	1-6-0	-			
AJOU, Ajou WR	2-9-0	-	DNP	DNP	DNP	DNP	DNP	DNP	DNP			
WILLIS, Holden WR	1-4-0	-	-	-	-	-	-	1-19-0	1-2-1			
CARTER, Chris TE	-	1-6-0	-	1-1-0	-	-	-	1-2-1	-			
MANGHAM, Jaren RB	3-14-0	1-10-0	-	-	DNP	DNP	DNP	DNP	DNP			
REYNOLDS, Garrett WR	-	-	-	1-7-0	-	DNP	-	-	-			
MOTILLO, Chris TE	-	-	-	-	1-4-0	-	-	-	-			
STANLEY, Dequan WR	DNP	DNP	DNP	DNP	DNP	-	1-73-1	-	-			

## 2022 GAME-BY-GAME SACKS

PLAYER	BYU	HOWARD	@FLORIDA	@LOU	ECU	@CINY	TULANE	@HOU	@TEMPLE	SMU	@TULSA	UCF
VAUGHN, Jason DE	-	-	-	-	1.0	1.0-6	3.0-10	-	-			
HANSFORD, Jatorian DE	1.0-1	-	-	0.5	-	1.0-9	-	-	-			
ROSS, Jonathan DE	-	1.0-7	-	-	-	-	-	-	-			
TERRELL, Keeson DE	-	1.0-5	-	-	-	-	-	-	-			
STOKES, Jaelen S	-	1.0-5	-	-	-	-	-	-	-			
LaPOINTE, Mikhi DB	-	-	1.0-4	-	-	-	-	-	-			
LOGAN, Tramel DE	-	-	-	0.5	-	-	-	-	-			
BOYLES, Dwayne LB	-	-	-	-	-	-	1.0-3	-	-			
<b>TOTAL</b>	<b>1.0</b>	<b>3.0</b>	<b>1.0</b>	<b>1.0</b>	<b>1.0</b>	<b>2.0</b>	<b>4.0</b>	<b>0.0</b>	<b>0.0</b>			



## GAME-BY-GAME TACKLES

Player	S-A	Total	BYU	HOW	UF	LOU	ECU	UC	Tulane	UH	Temple
Dwayne Boyles	48-33	81	6-2	3-1	2-2	4-3	4-8	4-7	12-3	7-3	6-4
DJ Gordon IV	33-22	55	3-2	5-2	-	4-5	5-6	4-2	DNP	6-2	6-3
Mekhi LaPointe	29-11	40	8-2	4-0	4-3	1-1	8-2	-	DNP	3-1	1-2
Timarcus Simpson	29-8	37	2-0	3-0	2-2	3-0	2-1	6-2	8-1	2-0	1-2
Christian Williams	19-11	30	1-0	DNP	DNP	2-1	3-2	2-2	4-2	3-2	4-2
Matthew Hill	14-14	28	1-1	DNP	0-2	4-2	1-1	1-0	2-2	4-2	1-4
Davon Hicks	15-12	27	1-0	2-2	DNP	0-1	1-2	4-2	6-3	0-1	1-1
Tramel Logan	13-14	27	4-0	3-2	0-1	1-4	2-2	0-3	3-0	0-2	-
TJ Robinson	18-8	26	4-1	3-2	3-2	6-2	-	DNP	2-0	0-1	DNP
Jayden Curry	12-12	24	3-2	3-2	0-1	0-1	1-1	1-4	1-0	1-0	2-1
Aamaris Brown	14-8	22	2-0	2-1	1-1	0-1	1-0	2-2	3-1	1-1	2-1
Antonio Grier	12-9	21	1-2	-	5-5	6-2	DNP	DNP	DNP	DNP	DNP
Jason Vaughn	16-3	19	1-0	2-1	0-1	2-0	3-0	2-1	4-0	1-0	1-0
Will Jones II	10-9	19	1-1	2-0	-	-	1-0	0-1	1-1	2-4	3-2
Eddie Kelly	8-11	19	1-0	0-1	0-2	3-1	0-1	0-1	1-2	3-1	0-2
Jatorian Hansford	9-9	18	2-0	3-0	1-1	1-3	1-0	1-2	0-2	0-1	DNP
Rashad Cheney Jr.	7-9	16	2-1	2-4	-	0-2	2-1	1-1	DNP	DNP	DNP
Rashawn Yates	7-5	12	-	1-0	0-1	1-0	DNP	DNP	2-2	-	3-2
Daquan Evans	6-5	11	2-2	DNP	DNP	DNP	DNP	DNP	1-1	1-1	2-1
Jaalen Stokes	4-3	7	-	3-2	DNP	DNP	0-1	-	1-0	DNP	DNP
Mac Harris	2-5	7	-	0-1	-	-	-	1-1	1-1	0-2	DNP
Darrien Grant	2-5	7	0-1	1-1	0-1	-	-	0-1	0-1	-	1-0
Jhalyn Shuler	3-3	6	-	1-2	-	1-1	1-0	-	-	DNP	DNP
Nick Bags	0-5	5	-	0-2	-	0-1	DNP	0-1	-	0-1	-
Ben Knox	4-0	4	-	-	1-0	-	3-0	-	-	-	-
Jonathan Ross	3-1	4	-	1-0	-	-	-	0-1	DNP	DNP	2-0
Joshua Green	2-2	4	0-1	1-1	-	1-0	-	-	-	-	-
Brian Norris	2-1	3	-	2-1	-	DNP	DNP	DNP	DNP	DNP	DNP
Ray Thornton III	1-2	3	DNP	-	1-1	0-1	DNP	DNP	DNP	DNP	DNP
Omarion Dollison	2-0	2	1-0	-	-	-	DNP	-	1-0	-	-
Logan Berryhill	2-0	2	-	-	-	2-0	-	DNP	-	-	-
CJ Ross	1-1	2	-	DNP	DNP	DNP	-	-	1-0	-	0-1
De'Juan Sease	1-1	2	-	-	DNP	1-1	-	-	DNP	DNP	DNP
Keeon Terrell	1-0	1	DNP	1-0	DNP	DNP	DNP	DNP	DNP	DNP	DNP
Brian Battie	1-0	1	-	-	-	-	-	-	1-0	-	-
Katravis Marsh	1-0	1	DNP	-	DNP	-	DNP	DNP	-	-	1-0
Dequan Stanley	1-0	1	DNP	DNP	DNP	DNP	DNP	-	1-0	-	-
Sean Atkins	1-0	1	-	-	-	1-0	-	-	-	DNP	-
Andrew Beardall	0-1	1	-	-	-	-	-	-	-	0-1	-
Lewai Mitchell	0-1	1	DNP	DNP	DNP	0-1	DNP	DNP	DNP	DNP	DNP

## GAME-BY-GAME TFL

PLAYER	BYU	HOWARD	@FLORIDA	@LOU	ECU	@CINY	TULANE	@HOU	@TEMPLE	SMU	@TULSA	UCF
BOYLES, Dwayne LB	8.5	2.0-2	-	-	0.5-1	1.5-4	1.5-3	2.0-4	1.5-2	-	-	-
VAUGHN, Jason DE	7.0	1.0-4	-	-	-	2.0-12	1.0-6	3.0-10	-	-	-	-
GORDON IV, DJ LB	5.5	-	1.5-1	-	3.0-6	1.0-1	-	-	-	-	-	-
HANSFORD, Jatorian DE	4.5	1.0-1	1.0-2	1.0-2	0.5-2	-	1.5-10	-	-	-	-	-
LOGAN, Tramel DE	3.5	2.0-8	-	-	1.0-3	-	-	1.0-2	0.5-0	-	-	-
CHENEY JR., Rashad DL	3.0	-	0.5-1	-	-	2.5-4	-	-	-	-	-	-
HICKS, Davon LB	2.5	-	1.5-6	-	-	-	-	-	-	-	1.0-7	-
LaPOINTE, Mekhi DB	2.0	-	-	2.0-7	-	-	-	-	-	-	-	-
KELLY, Eddie DL	1.5	-	-	0.5-0	-	-	-	-	1.0-2	-	-	-
JONES II, Will S	1.0	1.0-4	-	-	-	-	-	-	-	-	-	-
STOKES, Jaalen S	1.0	-	1.0-5	-	-	-	-	-	-	-	-	-
SIMPSON, T-Mac S	1.0	-	1.0-21	-	-	-	-	-	-	-	-	-
SHULER, Jhalyn LB	1.0	-	1.0-3	-	-	-	-	-	-	-	-	-
GREEN, Joshua CB	1.0	-	1.0-3	-	-	-	-	-	-	-	-	-
ROSS, Jonathan DE	1.0	-	1.0-7	-	-	-	-	-	-	-	-	-
TERRELL, Keeon DE	1.0	-	1.0-5	-	-	-	-	-	-	-	-	-
WILLIAMS, Christian S	1.0	-	-	-	-	-	-	1.0-1	-	-	-	-
HILL, Matthew S	1.0	-	-	-	-	-	-	1.0-6	-	-	-	-
ROBINSON, TJ CB	0.5	-	0.5-1	-	-	-	-	-	-	-	-	-
GRIER, Antonio LB	0.5	-	-	0.5-1	-	-	-	-	-	-	-	-
<b>TOTAL</b>	<b>45.0</b>	<b>7.0</b>	<b>11.0</b>	<b>4.0</b>	<b>5.0</b>	<b>7.0</b>	<b>4.0</b>	<b>8.0</b>	<b>3.0</b>	<b>1.0</b>		

# NCAA/CONFERENCE RANKINGS - TEAM

Statistic	National Conference		Value	National Leader	Value	Conference Leader		Value
	Rank	Rank				Value	Value	
3rd Down Conversion Pct (131 ranked)	76	9	0.386	Minnesota	0.566	East Carolina	0.508	
3rd Down Conversion Pct Defense (131 ranked)	117	11	0.464	Marshall	0.206	Tulane	0.321	
4th Down Conversion Pct (130 ranked)	88	10	0.455	Michigan	0.900	UCF	0.727	
4th Down Conversion Pct Defense (131 ranked)	116	11	0.684	Southern Miss.	0.118	UCF	0.286	
Blocked Kicks (50 ranked)				Notre Dame	6	4 teams tied	3	
Blocked Kicks Allowed (130 ranked)	1	1	0	51 teams tied	0	4 teams tied	0	
Blocked Punts (22 ranked)				Notre Dame	6	Temple	3	
Blocked Punts Allowed (131 ranked)	1	1	0	80 teams tied	0	7 teams tied	0	
Completion Percentage (131 ranked)	103	9	0.567	Oregon	0.723	East Carolina	0.695	
Defensive TDs (49 ranked)				Western Ky.	5	Cincinnati	4	
Fewest Penalties (128 ranked)	11	5	39	Navy	30	Navy	30	
Fewest Penalties Per Game (128 ranked)	11	5	4.33	Navy	3.33	Navy	3.33	
Fewest Penalty Yards (131 ranked)	6	4	311	Navy	256	Navy	256	
Fewest Penalty Yards Per Game (131 ranked)	6	4	34.56	Navy	28.44	Navy	28.44	
First Downs Defense (131 ranked)	127	11	226	Illinois	113	Tulane	145	
First Downs Offense (131 ranked)	103	10	166	Oregon	248	UCF	229	
Fumbles Lost (131 ranked)	84	6	7	Oregon	0	East Carolina	2	
Fumbles Recovered (130 ranked)	33	3	7	Duke	15	Navy	9	
Kickoff Return Defense (131 ranked)	69	8	20.20	NIU	12.71	Navy	13.42	
Kickoff Returns (131 ranked)	18	1	22.80	Mississippi St.	29.00	South Fla.	22.80	
Net Punting (131 ranked)	59	8	38.79	Michigan St.	46.02	Cincinnati	45.54	
Passes Had Intercepted (131 ranked)	62	5	7	Southern California	1	Tulane	4	
Passes Intercepted (129 ranked)	80	7	6	Illinois	16	Memphis	10	
Passing Offense (131 ranked)	108	10	192.6	Washington	370.2	SMU	331.0	
Passing Yards Allowed (131 ranked)	124	11	288.9	Illinois	152.6	Temple	169.2	
Passing Yards per Completion (131 ranked)	57	8	12.38	Air Force	22.26	Navy	19.04	
Punt Return Defense (131 ranked)	107	9	11.00	Army West Point	-3.00	Tulane	2.00	
Punt Returns (131 ranked)	80	7	6.70	Duke	23.40	Tulane	15.14	
Red Zone Defense (131 ranked)	51	5	0.814	UCF	0.611	UCF	0.611	
Red Zone Offense (131 ranked)	67	8	0.839	Georgia	0.980	Tulsa	0.912	
Rushing Defense (131 ranked)	121	10	214.0	Michigan	72.4	Navy	88.0	
Rushing Offense (131 ranked)	45	3	182.1	Air Force	324.4	UCF	239.9	
Sacks Allowed (131 ranked)	20	3	1.11	Oregon	0.11	Temple	0.89	
Scoring Defense (131 ranked)	129	11	39.9	Illinois	10.4	Tulane	16.9	
Scoring Offense (131 ranked)	84	9	25.8	Ohio St.	45.8	SMU	40.2	
Tackles for Loss Allowed (131 ranked)	56	5	5.33	Washington	3.11	Cincinnati	4.56	
Team Passing Efficiency (131 ranked)	100	9	125.98	Tennessee	188.61	Houston	158.13	
Team Passing Efficiency Defense (131 ranked)	129	11	164.76	Illinois	84.09	Cincinnati	114.03	
Team Sacks (131 ranked)	114	9	1.44	Liberty	3.78	Cincinnati	3.56	
Team Tackles for Loss (131 ranked)	73	7	5.6	Liberty	9.3	Cincinnati	8.4	
						Temple	8.4	
Time of Possession (131 ranked)	90	8	28:44	Air Force	35:37	Navy	34:46	
Total Defense (131 ranked)	130	11	502.9	Illinois	232.2	Tulane	307.3	
Total Offense (131 ranked)	83	9	374.7	Tennessee	523.7	UCF	501.0	
Turnover Margin (131 ranked)	77	7	-0.11	Southern California	1.78	East Carolina	0.67	
Turnovers Gained (131 ranked)	61	4	13	Louisville	24	Navy	15	
				Western Ky.	24	SMU	15	
Turnovers Lost (131 ranked)	73	6	14	Southern California	2	East Carolina	7	
Winning Percentage (127 ranked)	127	11	0.111	4 teams tied	1.000	Tulane	0.889	



# NCAA/CONFERENCE RANKINGS - INDIVIDUAL

Statistic	Player	National Rank	Conference Rank	Value	National Leader	Value	Conference Leader	Value				
All Purpose (200 ranked)	Brian Battie	7	1	151.44	Israel Abanikanda, Pittsburgh	177.88	Brian Battie, South Fla.	151.44				
	Xavier Weaver	116	10	86.75								
	Jimmy Horn Jr.	191	18	74.88								
Blocked Kicks (3 ranked)					De'Von Fox, Temple	3	De'Von Fox, Temple	3				
Combined Kick Returns (197 ranked)	Brian Battie	4	1	553	Johnnie Lang, Arkansas St.	770	Brian Battie, South Fla.	553				
	Jimmy Horn Jr.	163	14	121								
	Michel Dukes	179	16	106								
Completion Percentage (116 ranked)	Gerry Bohanon	99	9	0.569	Bo Nix, Oregon	0.733	Holton Ahlers, East Carolina	0.699				
Completions Per Game (100 ranked)	Gerry Bohanon	100	10	13.00	Will Rogers, Mississippi St.	33.33	Clayton Tune, Houston	25.44				
Field Goal Percentage (111 ranked)	Spencer Shrader	107	8	0.556	10 players tied	1.000	Colton Boomer, UCF	0.909				
Field Goals Per Game (135 ranked)	Spencer Shrader	113	8	0.56	John Hoyland, Wyoming	2.11	Chris Howard, Memphis	1.56				
Forced Fumbles (29 ranked)	DJ Gordon IV	29	3	0.25	Jacoby Windmon, Michigan St.	0.75	Kendarin Ray, Tulsa	0.33				
	Jatorian Hansford	29	3	0.25								
Fumbles Recovered (85 ranked)	Jayden Curry	9	1	2	Jackson Mitchell, UConn	4	8 players tied	2				
	Brian Battie	85	9	1								
	Jatorian Hansford	85	9	1								
	Matthew Hill	85	9	1								
	Eddie Kelly	85	9	1								
	Rashawn Yates	85	9	1								
Interceptions Per Game (97 ranked)	Aamaris Brown	97	5	0.2	Emmanuel Forbes, Mississippi St.	0.6	Quindell Johnson, Memphis	0.4				
Kickoff Return TDs (1 ranked)	Jimmy Horn Jr.	1	1	1	20 players tied	1	Jimmy Horn Jr., South Fla.	1				
Kickoff Returns (67 ranked)	Brian Battie	54	3	19.8	Lideatrick Griffin, Mississippi St.	33.2	Gabriel Rogers, Memphis	22.2				
Passes Defended (21 ranked)					Ridge Texada, North Texas	1.7						
Passing Efficiency (116 ranked)	Gerry Bohanon	98	9	117.9	C.J. Stroud, Ohio St.	185.8	Clayton Tune, Houston	158.9				
Passing TDs (146 ranked)	Gerry Bohanon	113	10	6	Drake Maye, North Carolina	31	Clayton Tune, Houston	28				
Passing Yards (130 ranked)	Gerry Bohanon	116	10	1,070	Michael Penix Jr., Washington	3,232	Clayton Tune, Houston	2,735				
Passing Yards Per Game (130 ranked)	Gerry Bohanon	102	10	152.9	Michael Penix Jr., Washington	359.1	Tanner Mordecai, SMU	312.5				
Passing Yards per Completion (116 ranked)	Gerry Bohanon	64	9	11.76	Austin Aune, North Texas	16.19	Davis Brin, Tulsa	14.62				
Points Responsible For (197 ranked)					Bo Nix, Oregon	218	Clayton Tune, Houston	196				
Points Responsible For Per Game (200 ranked)	Gerry Bohanon	149	16	7.7	Bo Nix, Oregon	24.2	Clayton Tune, Houston	21.8				
Punt Return TDs (4 ranked)					Quadric Bullard, UCF	2	Quadric Bullard, UCF	2				
Punt Returns (56 ranked)					Kool-Aid McKinstry, Alabama	17.7	Jha'Quan Jackson, Tulane	15.1				
Punting (76 ranked)					Bryce Baringer, Michigan St.	50.0	Joe Doyle, Memphis	47.9				
Receiving TDs (166 ranked)	Xavier Weaver	62	6	5	Jalin Hyatt, Tennessee	14	Nathaniel Dell, Houston	12				
									Jimmy Horn Jr.	166	21	3
Receiving Yards (200 ranked)	Xavier Weaver	52	7	658	Rashee Rice, SMU	1,068	Rashee Rice, SMU	1,068				
									Jimmy Horn Jr.	190	16	399
Receiving Yards Per Game (200 ranked)	Xavier Weaver	33	5	82.2	Rashee Rice, SMU	118.7	Rashee Rice, SMU	118.7				
									Jimmy Horn Jr.	160	15	49.9
Receptions Per Game (200 ranked)	Xavier Weaver	23	5	6.1	Xavier Hutchinson, Iowa St.	9.7	Nathaniel Dell, Houston	8.1				
Rush Yards Per Carry (158 ranked)	Brian Battie	8	2	6.50	Zach Charbonnet, UCLA	7.53	Keaton Mitchell, East Carolina	7.07				
Rushing TDs (151 ranked)	Brian Battie	70	6	6	Israel Abanikanda, Pittsburgh	16	Isaiah Bowser, UCF	11				
									Michel Dukes	151	16	4
Rushing Yards (200 ranked)	Brian Battie	40	3	728	Chase Brown, Illinois	1,344	Keaton Mitchell, East Carolina	863				
									Gerry Bohanon	167	12	386
Rushing Yards Per Game (200 ranked)	Brian Battie	45	3	80.9	DeWayne McBride, UAB	160.9	Keaton Mitchell, East Carolina	107.9				
									Gerry Bohanon	117	10	55.1
Sacks (150 ranked)	Jason Vaughn	69	5	0.56	Tuli Tuipulotu, Southern California	1.00	Ivan Pace Jr., Cincinnati	0.89				
Scoring (200 ranked)					Israel Abanikanda, Pittsburgh	12.8	Ryan Coe, Cincinnati	8.3				
Solo Tackles (35 ranked)	Dwayne Boyles	18	1	5.3	Shaun Dolac, Buffalo	7.6	Dwayne Boyles, South Fla.	5.3				
Tackles For Loss (22 ranked)					Ivan Pace Jr., Cincinnati	2.0	Ivan Pace Jr., Cincinnati	2.0				
Total Interceptions (64 ranked)	Aamaris Brown	64	4	2	7 players tied	5	Quindell Johnson, Memphis	3				
Total Offense (200 ranked)	Gerry Bohanon	89	10	208.0	Drake Maye, North Carolina	386.3	Clayton Tune, Houston	346.6				
									Brian Battie	172	14	80.9
Total Points Scored (150 ranked)					Israel Abanikanda, Pittsburgh	102	Ryan Coe, Cincinnati	75				
Total Tackles (494 ranked)	Dwayne Boyles	30	3	9.0	Jason Henderson, Old Dominion	16.4	Ivan Pace Jr., Cincinnati	10.7				
									DJ Gordon IV	151	16	6.9
									Mekhi LaPointe	382	33	5.0
Total Touchdowns (122 ranked)	Brian Battie	122	10	6	Israel Abanikanda, Pittsburgh	17	Nathaniel Dell, Houston	12				
Yards per Pass Attempt (116 ranked)	Gerry Bohanon	90	9	6.69	Hendon Hooker, Tennessee	10.05	Davis Brin, Tulsa	8.82				
Yards per Reception (200 ranked)	Jimmy Horn Jr.	38	4	17.35	Jyaire Shorter, North Texas	25.11	Shae Wyatt, Tulane	19.15				

## WIDE RECEIVERS/TIGHT ENDS

## #1 WR KHAFRE BROWN

Receptions..... 3, vs. Syracuse (2020)  
 Receiving Yards..... 87, vs. Wake Forest (2020)  
 Long Reception..... 76, at Virginia (2020)  
 Receiving TDs..... 1, 2X, last at Boston College (2020)

## #4 WR OMARION DOLLISON

Receptions..... 6, vs. Tulsa (10/23/20)  
 Receiving Yards..... 64, at Temple (10/17/20)  
 Long Reception..... 51, vs. ECU (10/10/20)  
 Receiving TDs..... 1, at Houston (11/14/20)  
 Rushes..... 1, (2X), last at Temple (10/17/20)  
 Rushing Yards..... 19 vs. The Citadel (9/12/20)  
 Long Rush..... 19 vs. The Citadel (9/12/20)  
 Punt Return Yards..... 0, vs. The Citadel (9/12/20)  
 Long Punt Return..... 0, vs. The Citadel (9/12/20)  
 Punt Return TDs..... 1, vs. The Citadel (9/12/20)  
 Long Kickoff Return..... 19, at Houston (11/14/20)  
 Kickoff Return Yards..... 34, at Houston (11/14/20)  
 Kickoff Return Average..... 17.0, at Houston (11/14/20)

## #5 WR JIMMY HORN JR.

Receptions..... 8, vs. ECU (10/1/22)  
 Receiving Yards..... 180, vs. ECU (10/1/22)  
 Long Reception..... 91, vs. ECU (10/1/22)  
 Receiving TDs..... 2, vs. ECU (10/1/22)  
 Rushes..... 2, at ECU (10/28/21)  
 Rushing Yards..... 51, at Temple (11/5/22)  
 Long Rush..... 55, at Temple (11/5/22)  
 Rush TDs..... 1, at Temple (11/5/22)  
 Kickoff Return Yards..... 89 (TD), vs. BYU (9/3/2022)

## #6 WR AJOU AJOU

Receptions..... 2, 2X, last at Syracuse (2021)  
 Receiving Yards..... 36, at Pitt (2021)  
 Long Reception..... 36, at Pitt (2021)  
 Receiving TDs..... 1, at Georgia Tech (2020)

## #7 WR SINCERE BROWN

Receptions..... 1, vs. The Citadel (9/12/20)  
 Receiving Yards..... 19, vs. The Citadel (9/12/20)  
 Long..... 19, vs. The Citadel (9/12/20)

## #8 WR LATRELL WILLIAMS

Receptions..... 8, vs. ECU (10/10/20)  
 Receiving Yards..... 93, vs. ECU (10/10/20)  
 Long Reception..... 40, vs. FAMU (9/18/21)  
 Receiving TDs..... 0

## #10 WR XAVIER WEAVER

Receptions..... 8, at Florida (9/17/22)  
 Receiving Yards..... 119, at Temple (11/5/22)  
 Long..... 63, at Temple (11/5/22)  
 Receiving TDs..... 2, (2x) last at Temple (11/5/22)  
 Rushes..... 1, at BYU (9/25/21)  
 Rushing Yards..... 3, at BYU (9/25/21)  
 Long Rush..... 3, at BYU (9/25/21)  
 Rushing TDs..... 1, at BYU (9/25/21)

## #11 WR YUSUF TERRY

Receptions..... 6, vs. TCU (10/31/20)  
 Receiving Yards..... 69, vs. TCU (10/31/20)  
 Long..... 27, vs. TCU (10/31/20)

## #38 WR SEAN ATKINS

Receptions..... 2, (3x), last at Louisville (9/24/22)  
 Receiving Yards..... 35, at Louisville (9/24/22)  
 Long..... 23, vs. Florida (9/11/21)  
 Receiving TD..... 0

## #23 WR HOLDEN WILLIS

Receptions..... 2, vs. Cincinnati (11/12/21)  
 Receiving Yards..... 43, vs. Cincinnati (11/12/21)  
 Long Reception..... 32, vs. Cincinnati (11/12/21)  
 Receiving TD..... 1, at Temple (11/5/22)

## #14 WR DEQUAN STANLEY

Receptions..... 1, vs. Tulane (10/15/22)  
 Receiving Yards..... 73, vs. Tulane (10/15/22)  
 Long Reception..... 73, vs. Tulane (10/15/22)  
 Receiving TD..... 1, vs. Tulane (10/15/22)

## #86 TE CHRIS MOTTILLO

Receptions..... 2, vs. Princeton (2019)  
 Receiving Yards..... 32, at Columbia (2021)  
 Long Reception..... 32, at Columbia (2021)  
 Receiving TDs..... -

## #87 TE GUNNAR GREENWALD

Receptions..... 2, (2x), last vs. Howard (9/10/22)  
 Receiving Yards..... 25, vs. Howard (9/10/22)  
 Long Reception..... 16, vs. Howard (9/10/22)  
 Receiving TDs..... -

## #88 TE CHRIS CARTER

Receptions..... 3, at Tulane (11/20/21)  
 Receiving Yards..... 19, vs. Houston (11/6/21)  
 Long Reception..... 14, vs. Houston (11/6/21)  
 Receiving TDs..... 1, (2x) last at Houston (10/29/22)

## QUARTERBACKS

## #11 QB GERRY BOHANON

Completions..... 18 (3x), last vs. ECU (10/1/22)  
 Attempts..... 30, vs. Texas (10/30/21)  
 Passing Yards..... 336, vs. West Virginia (10/9/21)  
 Long Pass..... 91, vs. ECU (10/1/22)  
 Passing TDs..... 4, vs. West Virginia (10/9/21)  
 Rushes..... 15, at Florida (9/17/22)  
 Rushing Yards..... 121, at Cincinnati (10/8/22)  
 Long Rush..... 59, at Cincinnati (10/8/22)  
 Rushing TDs..... 2, vs. Oklahoma (11/13/21)  
 Total Yards..... 346, vs. West Virginia (10/9/21)

## #12 QB KATRAVIS MARSH

Completions..... 24, at Houston (10/28/22)  
 Attempts..... 34, at Houston (10/28/22)  
 Passing Yards..... 275, at Houston (10/28/22)  
 Long Pass..... 73, vs. Tulane (10/15/22)  
 Passing TDs..... 3, at Temple (11/5/22)  
 Rushes..... 7, at Houston (10/28/22)  
 Rushing Yards..... 20, (2x) last at Houston (10/28/22)  
 Long Rush..... 24, at Houston (10/28/22)  
 Rushing TDs..... 0  
 Total Yards..... 295, at Houston (10/28/22)

## RUNNING BACKS

## #0 RB JARREN MANGHAM

Rushes..... 26, (2x), last vs. Temple (10/23/21)  
 Rushing Yards..... 152, vs. Temple (10/23/21)  
 Long Rush..... 24, (2x), last at ECU (10/28/21)  
 Rushings TDs..... 3, vs. FAMU (9/18/21)  
 Receptions..... 3, vs. BYU (9/3/22)  
 Receiving Yards..... 14, (2X), last vs. BYU (9/3/22)  
 Long Reception..... 30, at UCF (11/26/21)

## #2 RB MICHEL DUKES

Rushes..... 7, (2x), last at Florida (9/17/22)  
 Rushing Yards..... 46, vs. Charlotte (2019)  
 Long Rush..... 29, at Georgia Tech (2020)  
 Rushings TDs..... 2, vs. Howard (9/10/22)  
 Receptions..... 1, (2x), last vs. Howard (9/10/22)  
 Receiving Yards..... 3, 2x, last vs. Howard (9/10/22)  
 Long Reception..... 35, vs. Tulane (10/15/22)  
 Long Kickoff Return..... 34, vs. ECU (10/1/22)  
 Kickoff Return Yards..... 75, vs. ECU (10/1/22)  
 Kickoff Return Average..... 31.0, vs. Howard (9/10/22)

## #3 RB KELLEY JOINER

Rushes..... 15, at Tulane (11/20/21)  
 Rushing Yards..... 126, vs. Temple (10/23/21)  
 Long Rush..... 51, vs. SC State (9/14/19)  
 Rushings TDs..... 1, (3x), last at Tulane (11/20/21)  
 Receptions..... 4, vs. Houston (11/6/21)  
 Receiving Yards..... 78, at Memphis (11/7/20)  
 Receiving TDs..... 1, at Memphis (11/7/20)  
 Long Reception..... 75, at Memphis (11/7/20)

## #21 RB BRIAN BATTIE

Rushes..... 19, at Temple (11/5/22)  
 Rushing Yards..... 150, at Florida (9/17/22)  
 Long..... 60, vs. Howard (9/10/22)  
 Rushing TD..... 2, at Houston (10/28/22)  
 Long Kickoff Return..... 100, (3x), last vs. Houston (11/6/21)  
 Kickoff Return TDs..... 2, vs. Houston (11/6/21)  
 Kickoff Return Yards..... 208, vs. Houston (11/6/21)  
 Kickoff Return Average..... 69.3, vs. Houston (11/6/21)  
 Receptions..... 4, at Houston (10/28/22)  
 Receiving Yards..... 47, at Houston (10/28/22)  
 Long Reception..... 31, at Houston (10/28/22)

## #26 RB YASIAS YOUNG

Rushes..... 4, 2x, last vs. Temple (10/23/21)  
 Rushing Yards..... 22, vs. Temple (10/23/21)  
 Long Rush..... 13, vs. Temple (10/23/21)  
 Rushings TDs..... 1, vs. FAMU (9/18/21)

## #41 RB MYCHAEAL HAMILTON

Rushes..... 4, vs. Temple (10/23/21)  
 Rushing Yards..... 13, vs. Howard (9/10/22)  
 Long Rush..... 12, vs. Howard (9/10/22)

## #22 RB K'WAN POWELL

Rushes..... 8, at Louisville (9/24/22)  
 Rushing Yards..... 45, at Louisville (9/24/22)  
 Long Rush..... 37, at Louisville (9/24/22)  
 Rushings TDs..... 1, vs. Howard (9/10/22)

## #40 RB JASON ALBRITTON

Rushes..... 4, at Temple (11/5/22)  
 Rushing Yards..... 40, at Temple (11/5/22)  
 Long Rush..... 18, at Temple (11/5/22)

## SPECIALISTS

## #32 K SPENCER SHRADER

Field Goals..... 4, at Memphis (11/7/20)  
 Long Field Goal..... 52, vs. Temple (10/23/21)  
 Points..... 13, at Memphis (11/7/20)  
 PAT..... 6-of-6, at East Carolina (11/26/19)  
 TD..... 1, at UConn (10/5/19)  
 Tackles..... 1, vs. ECU (10/10/20)  
 Receptions..... 1, vs. Tulsa (10/16/21)  
 Receiving Yards..... 7, vs. Tulsa (10/16/21)

## #36 P ANDREW STOKES

Punts..... 8, at NC State (9/2/21)  
 Yards..... 361, at NC State (9/2/21)  
 Avg..... 48.0, at BYU (9/25/21)  
 Long..... 66, at NC State (9/2/21)  
 Inside 20..... 3, at Tulane (11/20/21)  
 Tackles..... 1, at BYU (9/25/21)

## #41 P COLIN MCCREARY

Punts..... 6, vs. Tulane (10/15/22)  
 Yards..... 262, vs. Tulane (10/15/22)  
 Avg..... 44.4, vs. ECU (10/1/22)  
 Long..... 54, vs. ECU (10/1/22)  
 Inside 20..... 2, vs. Tulane (10/15/22)



**DEFENSIVE BACKS**

**#0 DB DAQUAN EVANS**

Tackles..... 8, (2x), last vs. Tulsa (10/16/21)  
 INT..... 1, (4X), at Memphis (11/7/20)  
 PBU..... 1, (4x), last vs. Houston (11/6/21)  
 TFL..... 1.0, last at Tulane (11/20/21)  
 FR..... 1, vs. Cincinnati (11/12/21)

**#1 DB MATTHEW HILL**

Tackles..... 11, at SMU (10/2/21)  
 TFL..... 1.0, vs. Tulane (10/15/22)  
 QBH..... 1, at Temple (11/5/22)  
 INT..... 1, (2x) last at Cincinnati (10/8/22)  
 PBU..... 1, (2x), last at ECU (10/28/21)  
 FF..... 1, at Louisville (9/24/22)  
 FR..... 1, 2X, last at Louisville (9/24/22)

**#2 DB TJ ROBINSON**

Tackles..... 8, at Louisville (9/24/22)  
 TFL..... 0.5, vs. Howard (9/10/22)  
 Sacks..... -  
 INT..... -  
 PBU..... 1, (3x), last vs. Cincinnati (11/12/21)  
 QBH..... 1, at Florida (9/17/22)

**#4 DB CHRISTIAN WILLIAMS**

Tackles..... 6, (2x) last at Temple (11/5/22)  
 TFL..... 1 (2x), last vs. Tulane (10/15/22)  
 Sacks..... -  
 INT..... 1, (2x), last at Tulane (11/20/21)  
 PBU..... 1, (5x), last at Cincinnati (10/8/22)  
 QBH..... 1, at ECU (10/28/21)

**#7 DB WILL JONES**

Tackles..... 5, (2x) last at Temple (11/5/22)  
 TFL..... -  
 Sacks..... -  
 INT..... 1, vs. Arkansas State (9/12/20)  
 PBU..... 1, (2x) last at Houston (10/28/22)  
 FR..... -  
 Blocked Punt..... 1, vs. Arkansas State (9/12/20)

**#8 S CHRISTOPHER TOWNSEL**

Tackles..... 11, at Houston (11/14/20)  
 TFL..... 1.0, (2x), last at Memphis (11/7/20)  
 INT..... 1, at Cincinnati (10/3/20)  
 PBU..... 1, at Memphis (11/7/20)

**#9 CB AAMARIS BROWN**

Tackles..... 4, (2x) last vs. Tulane (10/15/22)  
 TFL..... -  
 INT..... 1, (2x) last at Cincinnati (10/8/22)  
 PBU..... 2, vs. Tulane (10/15/22)  
 FR..... 1, at West Virginia (2020)

**#15 S JAYDEN CURRY**

Tackles..... 5, (4x), last vs. Howard (9/10/22)  
 PBU..... 1, vs. Florida (9/11/21)  
 FF..... 1, at ECU (10/28/21)  
 FR..... 1, (2x), last vs. ECU (10/1/22)  
 INT..... 1, vs. Howard (9/10/22)

**#18 S RAY THORNTON**

Tackles..... 6, vs. UConn (2021)  
 Sacks..... -  
 TFL..... -

**#21 DB JAELEN STOKES**

Tackles..... 5, vs. Howard (9/10/22)  
 INT..... -  
 Sacks..... 1.0, vs. Howard (9/10/22)  
 TFL..... 1.0, vs. Howard (9/10/22)

**#22 DB MEKHI LaPOINTE**

Tackles..... 11, vs. UConn (10/20/18)  
 TFL..... 2.0, (2x), last at Florida (9/17/22)  
 INT..... 1, (6X) last vs. BYU (9/3/22)  
 PBU..... 1, (6X), last at ECU (10/28/21)  
 Sacks..... 1, at Florida (9/17/22)  
 FF..... 1, at Houston (10/29/22)  
 QBH..... 1, (2x) last at Houston (10/29/22)

**#33 DB TIMARCUS SIMPSON**

Tackles..... 9, vs. Tulane (10/15/22)  
 TFL..... 1, vs. Howard (9/10/22)  
 FF..... 1, (2x) last at Cincinnati (10/8/22)

**DEFENSIVE LINE**

**#6 DT RASHAWN YATES**

Tackles..... 5, at Cincinnati (10/3/20)  
 Sacks..... 1.0, (5X), last vs. UCF (11/27/20)  
 TFL..... 2.0, at Georgia Tech (9/7/19)  
 FF..... 1, vs. The Citadel (9/12/20)  
 FR..... 1, vs. Howard (9/10/22)  
 QBH..... 1, (2x), last at ECU (10/28/21)

**#13 DE TRAMEL LOGAN**

Tackles..... 6, at Louisville (9/24/22)  
 Sacks..... 1.0, (2x), last vs. Cincinnati (11/12/21)  
 TFL..... 2.0, vs. BYU (9/3/22)  
 PBU..... 1, (3x), last vs. Tulsa (10/16/21)  
 QBH..... 1, (2x) last at Houston (10/29/22)

**#16 DE EDDIE KELLY**

Tackles..... 4, at Houston (10/29/22)  
 Sacks..... -  
 TFL..... 1.0, at Houston (10/29/22)  
 PBU..... 1, vs. Howard (9/10/22)

**#19 DE JONATHAN ROSS**

Tackles..... 1, vs. Howard (9/10/22)  
 Sacks..... 1.0, vs. Howard (9/10/22)  
 TFL..... 1.0, vs. Howard (9/10/22)

**#28 DE JATORIAN HANSFORD**

Tackles..... 3, (2x) last at Cincinnati (10/8/22)  
 TFL..... 1.5, at Cincinnati (10/8/22)  
 Sacks..... 1, (3x), last at Cincinnati (10/8/22)  
 FF..... 1, vs. Howard (9/10/22)  
 FR..... 1, vs. Tulane (10/15/22)

**#40 DE JASON VAUGHN**

Tackles..... 6, at Notre Dame(9/19/20)  
 TFL..... 3.0, vs. Tulane (10/15/22)  
 Sacks..... 3.0, vs. Tulane (10/15/22)  
 FF..... 1, vs. Tulsa (10/16/21)  
 BPU..... 1, at Houston (10/29/22)

**#90 DT RASHAD CHENEY**

Tackles..... 6, vs. Howard (9/10/22)  
 TFL..... 2.5, vs. ECU (10/1/22)  
 Sacks..... -  
 FF..... -

**#99 DE DARRIEN GRANT**

Tackles..... 3 (2x), last at NC State (9/2/21)  
 TFLs..... 1.0, vs. Temple (11/7/19)  
 Block FG..... 1, at BYU (9/25/21)

**#10 DE NICK BAGS**

Tackles..... 2, vs. Howard (9/10/22)  
 Sacks..... -  
 TFL..... -

**#94 DE KEEON TERRELL**

Tackles..... 1, vs. Howard (9/10/22)  
 Sacks..... 1.0, vs. Howard (9/10/22)  
 TFL..... 1.0, vs. Howard (9/10/22)

**LINEBACKERS**

**#5 LB ANTONIO GRIER, JR.**

Tackles..... 14, vs. Cincinnati (11/12/21)  
 TFL..... 2.5, (2x), last vs. Houston (11/6/21)  
 Sacks..... 2.0, vs. BYU (10/12/19)  
 FF..... 1, (5X) last at ECU (10/28/21)  
 FR..... 1, (2x) last vs. Tulsa (10/16/21)  
 Def TD..... 1, vs. Tulsa (10/16/21)  
 INT..... 1, 2x, last vs. Temple (10/23/21)  
 PBU..... 1, at East Carolina (10/26/19)  
 QBH..... 1, at BYU (9/25/21)

**#8 LB DJ GORDON IV**

Tackles..... 11, vs. ECU (10/1/22)  
 TFL..... 3.0, at Louisville (9/24/22)  
 Sacks..... -  
 FF..... 1, 2X, last at Louisville (9/24/22)  
 FR..... 1, at Houston (10/29/22)  
 QBH..... 1, vs. ECU (10/1/22)  
 INT..... 1, vs. Iowa (2020)

**#11 LB DWAYNE BOYLES, JR.**

Tackles..... 15, vs. Tulane (10/15/22)  
 Sack..... 1, (3x), last vs. Tulane (10/15/22)  
 TFL..... 3.0, (2X) last vs. The Citadel (9/12/20)  
 INT..... 1, (4x), last at Florida (9/17/22)  
 QBH..... 1, (2x) last at Houston (10/29/22)  
 PBU..... 1, (9x), last vs. Tulane (10/15/22)  
 FF..... 2, vs. Cincinnati (11/12/21)  
 FR..... 1, (2x), last at ECU (10/28/21)  
 Blocked Kick..... 1 (FG), at Temple (10/17/20)

**#17 LB JHALYN SHULER**

Tackles..... 3, vs. Howard (9/10/22)  
 Sacks..... -  
 TFL..... 1.0, vs. Howard (9/10/22)

**#23 DAVON HICKS**

Tackles..... 9, vs. Tulane (10/15/22)  
 TFL..... 1.5, vs. Howard (9/10/22)  
 QBH..... 1, (2x) last at Houston (10/29/22)  
 Sacks..... 0  
 FR..... 0  
 INT..... 0

**#24 LB MAC HARRIS**

Tackles..... 8, at Cincinnati (10/3/20)  
 INT..... 1, at Cincinnati (10/3/20)

**#29 LB BRIAN NORRIS**

Tackles..... 11, at Cincinnati (10/3/20)  
 TFL..... 1, vs. South Carolina State (9/14/19)  
 Sacks..... 1.0, vs. South Carolina State (9/14/19)  
 FF..... 1, vs. South Carolina State (9/14/19)

# THE LAST TIME - TEAM

	USF	OPPONENT
	<b>RUSHING</b>	
Team had 400-499 yards:	421, vs. Temple, 10/23/21	434, at Navy, 10/19/10
Team had 300-399 yards:	302, vs. The Citadel, 9/12/20	314, vs. BYU 9/3/22
Team had 200-299 yards:	281, at Temple 11/5/22	277, at Temple 11/5/22
Had 51-100 yards:	154, at Houston, 10/29/22	103, at Houston, 10/29/22
Had less than 50 yards:	26, vs. Wisconsin, 8/30/19	48, vs. Temple, 10/23/21
Team had 70 or more attempts:	73, vs. Temple, 10/23/21	89, at Houston, 10/27/18
Team had 60 or more attempts:	63, Temple, 9/21/17	69, at Navy, 10/31/15
Team had 50-59 attempts:	55, at Tulane, 10/28/17	51, vs. Tulane 10/15/22
Team had fewer than 25 attempts:	23, vs. Wisconsin, 8/30/19	14, vs. Temple, 10/23/21
Team had five or more rushing touchdowns:	6, vs. Howard 9/10/22	6, at Notre Dame, 9/19/20
Team had at least three rushing touchdowns:	3, at Houston, 10/29/22	4, at Temple 11/5/22
Team had 0 rushing touchdowns:	at Louisville (9/24/22)	at Memphis, 11/7/20
	<b>PASSING</b>	
Had 500+ yards passing:	503, at UCF, 11/24/17	
Had 400-499 yards passing:	404, vs. UCF, 11/27/20	465, vs. ECU 10/1/22
Had 300-399 yards passing:	306, vs. ECU, 10/10/20	344, at Temple 11/5/22
Had less than 100 yards passing:	44, vs. Memphis, 11/23/19	84, vs. The Citadel, 9/12/20
Team had less than 50 yards passing:	44, vs. Memphis, 11/23/19	23, at Navy, 10/19/10
Had 50 or more attempts:	50, vs. Ball State, 9/10/11	50, at Memphis, 11/7/20
Had 40-49 attempts:	46, vs. Houston 11/6/21	41, vs. ECU 10/1/22
Had less than 20 attempts:	19, vs. Memphis, 11/23/19	18, vs. The Citadel, 9/12/20
Had less than 10 attempts:	Never (record-low 10 vs. Louisville, 9/24/05)	4, at Navy, 10/19/10
Had 30 or more completions:	32, vs. UCF, 11/27/20	33, at Houston, 10/29/22
Had less than 10 completions:	6, vs. Memphis, 11/23/19	4, vs. The Citadel, 9/12/20
Team had less than five completions:	3, at Louisville, 10/22/04	4, vs. The Citadel, 9/12/20
Had five touchdown passes:	vs. Cincinnati, 11/20/15	(6), vs. ECU 10/1/22
Had four touchdown passes:	vs. UCF, 11/27/20	at Houston, 10/29/22
Had zero touchdown passes:	at Louisville (9/24/22)	at Florida 9/17/22
Had five passes intercepted:	at Cincinnati, 10/3/20	at Syracuse, 10/3/09
Had four passes intercepted:	at Cincinnati, 10/3/20 (5)	Temple, 9/21/17
Had three passes intercepted:	at NC State, 9/2/21 (3)	at Cincinnati, 10/3/20
Did not throw an interception:	at Houston, 10/29/22	at Temple 11/5/22
	<b>TOTAL OFFENSE</b>	
Had 700 or more yards:	745, vs. Florida A&M, 9/17/11	Never
Had 600 or more yards:	646, vs. UCF, 11/27/20	621, at Temple 11/5/22
Had 500 or more yards:	526, vs. Temple, 10/23/21	564, vs. Tulane 10/15/22
Had 200 yards or less:	158, at Louisville (9/24/22)	182, Florida A&M, 9/5/15
Had 100 yards or less:	Never	85, vs. Temple 9/21/17
Ran 100 or more plays:	101, at San Jose State, 8/26/17	
Ran 90 or more plays:	94, vs. Temple, 10/23/21	96, vs. ECU, 9/22/18
Ran 85 or more plays:	93, vs. UCF, 11/27/20	86, at ECU 10/28/21
Ran 55 or fewer plays:	51, vs. Tulane 10/15/22	48, at Florida 9/17/22
	<b>SCORING</b>	
Scored 80 or more points:	80, vs. Kentucky Wesleyan, 9/6/97	Never
Scored 70-79 points:	70, vs. Florida A&M, 9/17/11	Never
Scored 60-69 points:	61, at ECU 9/30/17 (Road game Record)	Never
Scored 50-59 points:	55, vs. SC State, 9/14/19	54, at Temple 11/5/22
Scored 40-49 points:	42, vs. Howard 9/10/22	42, at Houston, 10/29/22
Scored less than 10 points:	3, at Louisville (9/24/22)	6, vs. The Citadel, 9/12/20
Failed to score points:	0, at NC State 9/2/21	0, Charleston Southern, 9/19/09
Won by 45 points or more:	48, vs. Florida A&M, 9/5/15	45, at NC State 9/2/21
Won by 30-44 points:	39, vs. SC State, 9/14/19	38, at Louisville 9/24/22
Won by 20-29 points:	22, vs. Howard	26, at Temple 11/5/22
Scored on the first drive of the game:	TD, at Temple 11/5/22	TD, vs. ECU 10/1/22
Scoring drive of 15 or more plays:	15 (TD), at Temple 11/5/22	15 (FG), vs. Tulsa 10/16/21
Recorded a safety:	at Houston, 10/27/18	vs. BYU 9/3/22
Scored on a blocked field goal attempt:	Nate Godwin (75), vs. Cincinnati, 10/5/13	A. Contressa, Stony Brook, 9/2/17
Scored on a blocked PAT attempt:	(Never)	Nate Hobbs, Illinois, 9/15/17
Scored a 2-point conversion:	at Florida (Atkins to Weaver pass), 9/17/22	Illinois, 9/15/17

# THE LAST TIME - TEAM

	USF	OPPONENT
	<b>TURNOVERS</b>	
Team lost five or more turnovers:	(5) at Cincinnati, 10/3/20	(8) vs. SC State, 9/14/19
Team lost four turnovers:	vs. Cincinnati 11/12/21	(4) at Cincinnati, 10/3/20
Team lost three fumbles:	at Temple, 10/17/20	at ECU 10/28/21
Threw four or more interceptions:	5, at Cincinnati, 10/3/20	(4) vs. Temple, 9/21/17
Team did not commit a turnover:	at Houston, 10/29/22	at Temple 11/5/22
Team recovered an on-side kick:	at Pittsburgh, 9/8/01	vs. UCF, 11/26/16
Lost a game and did not commit a turnover:	at Houston, 10/29/22	vs. Tulsa, 11/16/17
	<b>DEFENSE</b>	
Team recorded seven sacks:	vs. UConn, 10/15/11	9, vs. Temple, 11/9/19
Team recorded six sacks:	vs. BYU, 10/12/19	6, at UCF, 11/26/21
Team recorded five sacks:	at UConn 10/5/19	6, at UCF, 11/26/21
Team recorded 10 or more tackles for loss	11.0, vs. Howard 9/10/22	11.0, at UCF, 11/26/21
Team recorded five or more pass break-ups:	5, vs. Tulane 10/15/22	8, at Houston, 11/14/20
	<b>SPECIAL TEAMS</b>	
Returned a punt for a touchdown:	vs. The Citadel, 9/12/20	at Houston, 11/14/20
Returned a blocked punt for a touchdown:	vs. Florida A&M, 9/17/11	at Notre Dame (9/19/20)
Returned a kickoff for a touchdown:	1, vs. BYU 9/3/22	at Cincinnati, 10/3/20
Blocked a punt:	vs. Florida State, 9/29/12	at Notre Dame (9/19/20)
Punted 10 or more times:	10, at Cincinnati, 11/10/18	10, Temple, 9/21/17
Did not record a punt:	vs. Temple, 10/23/21	at Pittsburgh, 10/24/09
Blocked a field goal:	at BYU, 9/25/21	at Tulane, 10/21/17
Blocked a PAT:	vs. UConn, 10/20/18	at Cincinnati, 11/10/18
Team recovered an on-side kick:	at Pittsburgh, 9/8/01	vs. UCF, 11/26/16
Made five or more field goals:	5, vs. Temple, 9/21/17	Never
Made four or more field goals:	4, at Memphis, 11/7/20	4, at Temple 11/5/22
	<b>MISCELLANEOUS</b>	
Had 30 or more first downs:	34, vs. Temple, 10/23/21	30, vs. Tulane 10/15/22
Had 10 or fewer first downs:	5, vs. Memphis, 11/23/19	6, Temple, 9/21/17
Had 15 or more penalties:	16, Illinois, 9/15/17	15, Illinois, 9/15/17
Had no penalties:	Never	at Tulane 11/20/21
Had 100 or more penalty yards:	111, at Temple, 10/17/20	112, at UCF, 11/29/19
Had less than 25 penalty yards:	15, at Houston, 10/29/22	20, vs. Tulane 10/15/22
Had 35 minutes or more of possession time:	36:19 at Florida, 9/17/22	36:52, vs. Tulane 10/15/22
Had 43 minutes or more of possession time:	44:35, vs. Temple, 10/23/21	



# THE LAST TIME - INDIVIDUAL

	USF	OPPONENT
<b>RUSHING</b>		
Rushed at least 25 times:	Jaren Mangham (26), vs. Temple, 10/23/21	Greg McCrae (25), vs. UCF, 11/27/20
Rushed at least 30 times:	Marlon Mack (31), vs. UConn, 9/19/14	D. Brewer (34), vs. Tulsa, 11/16/17
Rushed for 100 yards:	Biran Battie (106), at Houston, 10/29/22	Tyjae Spears (151) vs. Tulane 10/15/22
Multiple players rushed for 100 yards:	Brian Battie (150) & Gerry Bohanon (102), at Florida, 9/17/22	Ta Zhawn Henry (130) & Alton McCaskill (125) vs. Houston 11/6/21
Rushed for 150 yards:	Brian Battie (150), at Florida 9/17/22	Tyjae Spears (151) vs. Tulane 10/15/22
Rushed for 200 yards:	Quinton Flowers (210), at Memphis, 11/12/16	E. Saydee (265), at Temple 11/5/22
Rushed for 300 yards:	Jordan Cronkrite (302), at UMass, 10/6/18	
USF player rushed for 200 yards in consecutive games	Dyral McMillan (258) vs. New Haven, 11/6/99; (221) vs. Hofstra, 11/13/99	
Scored on a run of 50 yards or more:	Jimmy Horn Jr. (55) at Temple 11/5/22	Montrel Johnson Jr. (62) at Florida 9/17/22
Scored on a run of 70 yards or more:	Jordan Cronkrite (77, 76), at UMass 10/6/18	E. Saydee (75) at Temple 11/5/22
<b>PASSING</b>		
Player attempted 60+ passes:	Marquel Blackwell (61), at Memphis, 9/22/01	Troy Mitchell (66), vs. Western Carolina, 8/30/14
Player attempted 50-59 passes:	Matt Grothe (54), vs. Cincinnati, 11/3/07	Brady White (50), at Memphis, 11/7/20
Player attempted 40-49 passes:	Timmy McClain (46), vs. Houston 11/6/21	Holton Ahlers (41) vs. ECU 10/1/22
Player completed 30-39 passes:	Jordan McCloud (32), vs. UCF, 11/27/20	Clayton Tune (31), at Houston, 10/29/22
Player completed 25-29 passes:	Blake Barnett (29), vs. Tulane, 11/3/18	E. Warner (27) at Temple 11/5/22
Player passed for more than 400 yards:	Jordan McCloud (404), vs. UCF, 11/27/20	Brady White (437) at Memphis, 11/7/20
Player passed for more than 300 yards:	Jordan McCloud (404), vs. UCF, 11/27/20	E. Warner (344) at Temple 11/5/22
Player threw five touchdowns:	Marquel Blackwell (5), at East Carolina, 10/19/02	Holton Ahlers (6) vs. ECU 10/1/22
Player threw four touchdowns:	Jordan McCloud (4), vs. UCF, 11/27/20	Clayton Tune (4), at Houston, 10/29/22
Player threw three touchdowns:	Jordan McCloud (4), vs. UCF, 11/27/20	Michael Pratt (311) at Tulane 10/20/21
Player threw a TD of 70 yards or more:	Katavis Marsh-Dequan Stanley (75) vs. Tulane 10/15/22	Holton Ahlers (74) vs. ECU 10/1/22
Player threw a TD of 60-70 yards or more:	Blake Barnett-Darnell Salomon (66), vs. ECU, 9/22/18	Holton Ahlers (60) vs. ECU 10/1/22
Player threw a TD of 50-60 yards or more:	Quinton Flowers-T. McCants (54), vs. Stony Brook, 9/2/17	Clayton Tune to N. Dell (52), at Houston, 10/29/22
<b>RECEIVING</b>		
Player caught 10 passes:	Bryce Miller (11), vs. UCF, 11/27/20	Xavier Smith (15), vs. FAMU 9/18/21
Player had 100 receiving yards:	Xavier Weaver (119), at Temple 11/5/22	J. Barbon (103) at Temple 11/5/22
USF player with three straight 100-yard games:	Andre Davis (113), vs. SMU, 11/26/13; (110) vs. Memphis, 11/16/13; (134), vs. Houston, 10/31/13	
<b>TOTAL OFFENSE</b>		
Player had 600-plus yards:	Quinton Flowers (605), at UCF, 11/24/17	
Player had 400-600 yards:	Jordan McCloud (411), vs. UCF, 11/27/20	Holton Ahlers (474) vs. ECU 10/1/22
QB Had 100+ yards RUSHING & 400+ PASSING:	Quinton Flowers, 102 rush, 503 pass, at UCF, 11/24/17	D'Eriq King, 134 rush, 419 pass, at Houston, 10/27/18
QB had 100+ yards RUSHING & 200-400 PASSING:	Quinton Flowers, 106 rush, 311 pass, vs. Texas Tech, 12/23/17	Will Worth, 129 rush, 299 pass, vs. Navy, 10/28/16
<b>DEFENSE</b>		
Player intercepted three or more passes:	J.R. Reed (3), at Memphis, 11/29/03	Bobby McCain (3), vs. Memphis, 11/16/13
Player intercepted two or more passes:	Deatrick Nichols (2), vs. Temple, 9/21/17	Rodney Clemons (2), vs. SMU, 9/28/19
Player recovered two or more fumbles:	Greg Reaves (2), vs. SC State, 9/14/19	Jacob Martin (2), vs. Temple, 9/21/17
Player recorded four or more sacks:	George Selvie (4), vs. Elon, 9/1/07	Never
Player recorded three sacks:	Jason Vaughn (3), vs. Tulane 10/15/22	Landon Woodson (3), vs. UCF, 11/27/20
Player recorded 15 or more tackles:	Dwayne Boyles (15), vs. Tulane 10/15/22	Ty Van Fossen (16) at Cincinnati 10/8/2
Player returned an interception for a touchdown:	Antonio Grier (69) vs. Tulsa, 10/16/21	Jalen Kimber (39) at Florida 9/17/22
Player returned a fumble for a touchdown:	Vincent Davis (12), at UMass, 10/6/18	Darek Parish (85) at Houston, 11/14/20
Player recorded 4.0 tackles for loss or more:	Patrick Macon (4), vs. Wisconsin, 8/30/19	Juwuan Johnson (4.0), vs. Northern Illinois, 9/10/16
<b>PUNTING</b>		
Player recorded four 50-yard punts:	Trent Schneider (4), vs. UCF, 11/23/18	Dane Roy (4), vs. Houston, 10/28/17
Player recorded a 60-yard punt:	Andrew Stokes (66) at NC State, 9/2/21	James Smith (60), at Cincinnati, 10/3/20
Player recorded two 60-yard punts:	Andrew Stokes (66 & 61) at NC State, 9/2/21	NEVER
<b>SCORING</b>		
Player scored at least four touchdowns:	Marlon Mack (4), vs. Western Carolina, 8/30/14	C.J. Johnson (4, 4 receiving), vs. ECU 10/1/22
Player scored at least three touchdowns:	Brian Battie (3) vs. Houston 11/6/21	E. Saydee (3 rush) at Temple 11/5/22
Player caught at least two touchdown passes:	Xavier Weaver (2) at Temple 11/5/22	Nathaniel Dell (2), at Houston, 10/29/22
Player rushed for at least three touchdowns:	Jaren Mangham (3) vs. FAMU 9/18/21	Malik Cunningham (3), at Louisville (9/24/22)
Player kicked (made) four+ field goals:	Spencer Shrader (4) at Memphis, 11/7/20	C. Price (4) at Temple 11/5/22
Player kicked (made) three+ field goals:	Spencer Shrader (4) at Memphis, 11/7/20	Jake Olroyd, vs. BYU, 10/12/19
Player returned a kickoff for a touchdown:	Jimmy Horn Jr. (89) vs. BYU 9/3/22	Tre Tucker (97), at Cincinnati, 10/3/20
Player returned a punt for a touchdown:	Omarion Dollison (0), vs. The Citadel, 9/12/20	Marcus Jones (73) at Houston, 11/14/20
Player returned an interception for a touchdown:	Antonio Grier (69) vs. Tulsa, 10/16/21	Jalen Kimber (39) at Florida 9/17/22
Player returned a fumble for a touchdown:	Vincent Davis (12), at UMass, 10/6/18	Darek Parish (85) at Houston, 11/14/20
Player recovered a fumble in the end zone for a touchdown:	Jake Sims, vs. Rutgers, 11/3/10	Jimmy Gaines, vs. Miami, 9/28/13
Player returned (or recovered) a blocked punt for a touchdown:	Andre Davis (11), vs. Florida A&M, 9/17/11	Jordan Botelho, at Notre Dame (9/19/20)
Player returned a blocked field goal attempt for a touchdown:	Nate Godwin (75), vs. Cincinnati, 10/5/13	Rod Davis (61), vs. Southern Miss, 10/25/03
Player scored on a two-point conversion attempt:	Xavier Weaver pass from Sean Atkins, at Florida 9/17/22	Mike Dudek, pass from Jeff George Jr., Illinois, 9/15/17
Player kicked a game-winning field goal	Coby Weiss at Tulsa, 10/12/18 (22 yards with :02 remaining)	Sam Crosa, vs. Cincinnati, 11/16/19 (37 yards with :03 remaining)

# GAME 1: NO. 25 BYU 50, USF 21

RAYMOND JAMES STADIUM • TAMPA, FLA.

SEPT. 3, 2022 • 6:36 P.M. • ESPNU

TAMPA, FLA., – USF and BYU had to wait an extra 2:36 to kickoff the 2022 season as inclement weather delayed a scheduled 4 p.m. at Raymond James Stadium to 6:36 p.m. with lightning in the Bay Area. The teams took the field to 31,521 enthusiastic fans, but BYU quickly turned them silent, using their first offensive possession for a 75-yard, jet-sweep touchdown by wide receiver Puka Nacua. BYU built a 28-0 lead in the first quarter after a strong performance from their offense as the Bulls offense struggled to get first downs.

BYU scored a touchdown four of the first five times it touched the ball, getting a field goal on the sixth. Meanwhile, USF punted four times, lost possession on downs and had a pick-six on its first six possessions.

Following the big strike on the opening possession, BYU quarterback Jaren Hall drove the Cougars 65 and 82-yards for two touchdowns sandwiched around a 33-yd pick-six on an attempted wide receiver screen play by linebacker Max Tooley that gave BYU an early 28-0 lead.

USF got the offense going on the last drive of the half as quarterback Gerry Bohanon, a Baylor transfer making his first start at USF, moved the Bulls 84 yards in eight plays, connecting with wide receiver Xavier Weaver for 71 of those yards.

Jimmy Horn Jr. provided a spark, returning the second half opening kickoff for a touchdown, but USF could not climb back in the game.

■ Weaver ended the night with his second career 100-yd game, posting 113 yards on five receptions.

■ BYU out-gained USF 575 to 293 on the night, including 314 yards rushing.

■ Jimmy Horn Jr. returned the opening kickoff of the second half 89 yards for a touchdown, the first of his career.

■ Mekhi LaPointe led USF with 10 tackles and his sixth career interception.(45.1 ypp).

### Quotable:

“Obviously, it was a very disappointing performance tonight,” USF Head Coach Jeff Scott said. “I’m really very surprised honestly. Sometimes as a coach you may see some signs during practice where guys aren’t quite locked in or focused. It really was the opposite of that. I felt like we were prepared. Obviously, we weren’t.”

- Jeff Scott

Scoring Summary report  
BYU vs South Fla. (Sep 03, 2022)  
BYU (1-0) vs South Fla. (0-1)

Date: Sep 03, 2022  
Site: Tampa, Florida  
Stadium: Raymond James Stadium  
Attendance: 31521

### SCORE BY QUARTERS

Team	1st	2nd	3rd	4th	Total
BYU	28	10	9	3	50
South Fla.	0	7	14	0	21

### SCORING SUMMARY

Qtr	Time	Scoring Play	Y-H
1st	14:49	BYU - #12 P.Nacua 75 yd rush (#39 J.Oldroyd kick), 1-75, 00:11	7-0
1st	08:44	BYU - #12 P.Nacua 5 yd rush (#39 J.Oldroyd kick), 10-65, 04:01	14-0
1st	07:58	BYU - #31 M.Tooley 0 yd interception return (#39 J.Oldroyd kick), 00:41	21-0
1st	04:00	BYU - #1 K.Hill 21 yd pass from #3 J.Hall (#39 J.Oldroyd kick), 6-82, 02:43	28-0
2nd	07:19	BYU - #5 D.Holker 13 yd pass from #3 J.Hall (#39 J.Oldroyd kick), 8-65, 03:30	35-0
2nd	02:11	BYU - #39 J.Oldroyd 39 yd FG, 6-19, 02:38	38-0
2nd	00:14	USF - #0 J.Mangham 1 yd rush (#32 S.Shrader kick), 8-84, 01:52	38-7
3rd	14:44	USF - #5 J.Horn Jr. 89 yd kickoff return (#32 S.Shrader kick), 00:00	38-14
3rd	07:39	BYU - SAFETY, 01:09	40-14
3rd	05:32	BYU - #2 C.Brooks 52 yd rush (#39 J.Oldroyd kick), 4-76, 02:00	47-14
3rd	02:23	USF - #21 B.Battle 9 yd rush (#32 S.Shrader kick), 4-63, 02:59	47-21
4th	10:29	BYU - #39 J.Oldroyd 37 yd FG, 11-55, 06:54	50-21

### BYU

RUSHING											
	No.	Gain	Loss	Net	TD	LG	Avg				
Christopher Brooks	13	141	6	135	1	52	10.4				
Puka Nacua	3	80	4	76	2	75	25.3				
Lopini Katooa	10	55	0	55	0	12	5.5				
Jackson McChesney	3	33	0	33	0	28	11.0				
Jaren Hall	5	17	0	17	0	8	3.4				
TEAM	1	0	1	-1	0	0	-1.0				
Miles Davis	2	3	4	-1	0	3	-0.5				
<b>Totals:</b>	<b>37</b>	<b>329</b>	<b>15</b>	<b>314</b>	<b>3</b>	<b>75</b>	<b>8.5</b>				

PASSING											
	C-A-I	Yds	TD	Long	Sack						
Jaren Hall	25-32-1	261	2	22	1						
<b>Totals:</b>	<b>25-32-1</b>	<b>261</b>	<b>2</b>	<b>22</b>	<b>1</b>						

RECEIVING											
	TAR	No.	Yards	YAC	TD	Long					
Kody Epps	5	4	26	14	0	11					
Chase Roberts	3	3	41	42	0	19					
Dalvin Holker	3	3	39	22	1	19					
Brynden Cosper	4	3	27	5	0	14					
Masen Wake	3	3	9	17	0	10					
Isaac Rex	2	2	23	9	0	16					
Lopini Katooa	2	2	21	17	0	12					
Puka Nacua	1	1	22	24	0	22					
Keanu Hill	3	1	21	21	1	21					
Terence Fall	1	1	19	7	0	19					
Miles Davis	1	1	11	15	0	11					
Christopher Brooks	2	1	2	2	0	2					
Jacob Boren	1	0	0	0	0	0					
<b>Totals:</b>	<b>31</b>	<b>25</b>	<b>261</b>	<b>195</b>	<b>2</b>	<b>22</b>					

PUNTING											
	No.	Yds	Avg	Long	In20	TB					
Ryan Rethrow	2	72	36.0	37	2	0					
<b>Totals:</b>	<b>2</b>	<b>72</b>	<b>36.0</b>	<b>37</b>	<b>2</b>	<b>0</b>					

RETURNS										
	Punt			Kickoff			Intercept			
	No	Yds	Lg	No	Yds	Lg	No	Yds	Lg	
Talmage Gunther	1	7	7	1	19	19	0	0	0	0
Max Tooley	0	0	0	0	0	0	1	0	0	0
<b>Totals:</b>	<b>1</b>	<b>7</b>	<b>7</b>	<b>1</b>	<b>19</b>	<b>19</b>	<b>1</b>	<b>0</b>	<b>0</b>	<b>0</b>

FIELD GOALS											
	Qtr	Time	Dst	Result							
Jacob Oldroyd	2nd	02:11	39	GOOD							
Jacob Oldroyd	4th	10:29	37	GOOD							

KICKOFFS											
	No.	Yards	Avg	TB	OB						
Jacob Oldroyd	9	502	55.8	0	0						
<b>Totals:</b>	<b>9</b>	<b>502</b>	<b>55.8</b>	<b>0</b>	<b>0</b>						

ALL-PURPOSE											
	Rush	Rev	KR	PR	Int	Total					
Christopher Brooks	135	2	0	0	0	137					
Puka Nacua	76	22	0	0	0	98					
Jacob Robinson	4	0	4	0	0	8					
Chase Roberts	0	41	0	0	0	41					

FUMBLES  
BYU - Jaren Hall 1-0  
South Fla. - TEAM 1-0

### BYU

#	Name	Solo	Ass	Total	Sacks-Yds	TFL-Yds	FF	FR-Yds	Int-Yds	BrUp	Blsks	QBH
20	Jacob Boren	4	2	6	1-0-0	1-0-0	0	0-0	0-0	0	0	0
31	Max Tooley	4	1	5	0-0-0	0-0-0	0	0-0	0-0	0	0	0
49	Payton Wilgar	3	2	5	0-0-0	0-0-0	0	0-0	0-0	0	0	0
2	Ben Bywater	2	3	5	0-0-0	0-0-0	0	0-0	0-0	1	1	0
0	Jacob Robinson	4	0	4	0-0-0	0-0-0	0	0-0	0-0	0	0	0
11	Gabe Jedy-Lally	4	0	4	0-0-0	0-0-0	0	0-0	0-0	0	0	0
95	Caden Haws	1	2	3	0-0-0	0-5-1	0	0-0	0-0	0	0	0
22	Ammon Hannemann	1	2	3	0-0-0	0-0-0	0	0-0	0-0	0	0	0
27	Tavita Gagnier	1	2	3	0-0-0	0-0-0	0	0-0	0-0	1	0	0
41	Keenan Pili	0	3	3	0-0-0	0-5-2	0	0-0	0-0	0	0	0
12	Malik Moore	1	1	2	0-0-0	0-0-0	0	0-0	0-0	0	0	0
5	Angelo Mandell	1	1	2	0-0-0	0-0-0	0	0-0	0-0	0	0	0
53	Fisher Jackson	1	1	2	0-0-0	0-0-0	0	0-0	0-0	0	0	0
34	Josh Wilson	1	1	2	0-0-0	0-0-0	0	0-0	0-0	0	0	0
10	Morgan Pyper	0	2	2	0-0-0	0-0-0	0	0-0	0-0	0	0	0
92	Tyler Betty	1	0	1	0-0-0	0-0-0	0	0-0	0-0	0	0	0
94	John Nelson	1	0	1	0-0-0	0-0-0	0	0-0	0-0	0	0	0
91	Easi Tuloti-Mariner	1	0	1	0-0-0	0-0-0	0	0-0	0-0	0	0	0
13	Masen Wake	1	0	1	0-0-0	0-0-0	0	0-0	0-0	0	0	0
93	Blake Mangelson	1	0	1	0-0-0	0-0-0	0	0-0	0-0	0	0	0
51	Alden Tota	1	0	1	0-0-0	0-0-0	0	0-0	0-0	0	0	0
98	Gabe Summers	0	1	1	0-0-0	0-0-0	0	0-0	0-0	0	0	0
26	Ethan Slade	0	1	1	0-0-0	0-0-0	0	0-0	0-0	0	0	0
18	Kaleb Hayes	0	1	1	0-0-0	0-0-0	0	0-0	0-0	0	0	0
13	Jackson Kaususi	0	1	1	0-0-0	0-0-0	0	0-0	0-0	0	0	0
57	Josh Larsen	0	1	1	0-0-0	0-0-0	0	0-0	0-0	0	0	0
<b>Totals</b>	<b>34</b>	<b>28</b>	<b>62</b>	<b>1-0-0</b>	<b>2-0-3</b>	<b>0-0-0</b>	<b>0</b>	<b>1-0</b>	<b>2</b>	<b>0</b>	<b>0</b>	<b>0</b>

### SOUTH FLA.

#	Name	Solo	Ass	Total	Sacks-Yds	TFL-Yds	FF	FR-Yds	Int-Yds	BrUp	Blsks	QBH
22	Mekhi LaPointe	8	2	10	0-0-0	0-0-0	0	0-0	1-12	0	0	0
11	Dwayne Boyles	6	2	8	0-0-0	2-0-2	0	0-0	0-0	0	0	1
2	T.J. Robinson	4	1	5	0-0-0	0-0-0	0	0-0	0-0	0	0	0
8	DJ Gordon IV	3	2	5	0-0-0	0-0-0	0	0-0	0-0	0	0	0
15	Jayden Curry	3	2	5	0-0-0	0-0-0	0	0-0	0-0	0	0	0
13	Tramel Logan	4	0	4	0-0-0	2-8-0	0	0-0	0-0	1	0	0
0	Daquan Evans	2	2	4	0-0-0	0-0-0	0	0-0	0-0	0	0	0
90	Rashaad Cheney Jr.	2	1	3	0-0-0	0-0-0	0	0-0	0-0	0	0	0
5	Antonio Grier	1	2	3	0-0-0	0-0-0	0	0-0	0-0	0	0	0
28	Jatorian Hansford	2	0	2	1-0-1	1-0-1	1	0-0	0-0	0	0	0
4	Christian Williams	2	0	2	0-0-0	0-0-0	0	0-0	0-0	0	0	0
9	Amaris Brown	2	0	2	0-0-0	0-0-0	0	0-0	0-0	1	0	0
33	Timarcus Simpson	2	0	2	0-0-0	0-0-0	0	0-0	0-0	0	0	0
1	Matthew Hill	1	1	2	0-0-0	0-0-0	0	0-0	0-0	0	0	0
7	Will Jones II	1	1	2	0-0-0	1-4-0	0	0-0	0-0	0	0	0
TEAM	1	0	1	0-0-0	0-0-0	0-0-0	0	0-0	0-0	0	0	0
40	Jason Vaughn	1	0	1	0-0-0	1-0-4	0	0-0	0-0	0	0	0
23	Davon Hicks	1	0	1	0-0-0	0-0-0	0	0-0	0-0	0	0	0
16	Eddie Kelly	1	0	1	0-0-0	0-0-0	0	0-0	0-0	0	0	0

# GAME 2: USF 42, HOWARD 20

RAYMOND JAMES STADIUM • TAMPA, FLA.

SEPT. 10, 2022 • 7:00 P.M. • ESPN+

TAMPA, FLA., -- USF posted its first win of the 2022 campaign using a dominating rushing performance alongside three turnovers from the defense to post a 42-20 victory over Howard at Raymond James Stadium. The Bulls logged six rushing touchdowns, their most in a game since 2003, and 205 yards on the ground in a strong performance from the offensive line and several running backs, four of whom scored touchdowns.

Brian Battie led the offense with 105 rushing yards, logging his third career 100-yd rushing game on just seven carries (15 ypc) and a career long 60-yard touchdown. Jaren Mangham logged 28 rushing yards with two touchdowns, posting his 17th and 18th USF career rushing touchdown to tie for eighth all-time. Junior Clemson transfer Michel Dukes logged his first USF career touchdowns, one in the second quarter and another on a 28-yard run in the third.

The defense forced three turnovers, equaling their most posted in a game in the 2021 season. Safety Jayden Curry posted an interception and a fumble recovery.

Howard started off strong, getting an interception on the Bulls' opening possession. The Bison then marched 80 yards on their second possession for the game's opening score.

The Bulls forced fumbles on the Bison's next two possessions. Defensive end Jatorian Hansford forced his first career fumble, recovered by Curry on the USF40. The Bulls took advantage going 63-yards and scoring on a Mangham two-yard plunge to tie the game, 7-7. On the next Bison possession, safety T-Mac Simpson forced his first career fumble, which was recovered by Rashawn Yates at the USF 41. Gerry Bohanon drove the Bulls 59 yards, sealing the deal with a handoff to Dukes for a 7-yard touchdown.

Howard was able to create a touchdown drive at the end of the third quarter to make the score 21-14, but the Bulls scored three unanswered touchdowns to make the final score 42-20 after drives of 61, 69 and 54 yards. The Bulls scored touchdowns on six of seven possessions around halftime to seal the win.

- The Bulls rushed for 205 yards, 150 of which came in the second half
- The USF defense collected three turnovers in the game, equaling the team's most posted in the 2021 season (done three times)
- USF logged 6 rushing touchdowns, the most in a game since posting 6 vs. Charleston Southern in 2003.

**Quotable:**  
"What stands out the most about this game is the way our guys responded in the second half...an opportunity for us to learn a lot about this year's team and how they were going to respond." - Jeff Scott

FULL GAME	HOW	USF
<b>FIRST DOWNS</b>	24	20
Rushing	8	6
Passing	14	11
Penalty	2	3
<b>NET YARDS RUSHING</b>	168	205
Rushing Attempts	40	27
Average Per Rush	4.2	7.6
Rushing Touchdowns	3	6
Yards Gained Rushing	219	208
Yards Lost Rushing	51	3
<b>NET YARDS PASSING</b>	250	219
Completions-Attempts-Int	28-37-1	17-28-1
Average Per Attempt	6.8	7.8
Average Per Completion	8.9	12.9
Passing Touchdowns	0	0
<b>TOTAL OFFENSE YARDS</b>	418	424
Total offense plays	77	5.5
Average Gain Per Play	5.4	7.7
Fumbles: Number-Lost	2-2	0-0
Penalties: Number-Yards	5-43	3-40
<b>PUNTS-YARDS</b>	3-117	3-125
Average Yards Per Punt	41.7	41.7
Net Yards Per Punt	34.3	35
Inside 20	2	0
50+ Yards	1	1
Touchbacks	0	1
Fair catch	1	1
<b>KICKOFF-YARDS</b>	4-212	7-455
Average Yards Per Kickoff	53.0	65.0
Net Yards Per Kickoff	32.2	40
Touchbacks	0	7
Fair Catch Yards	0	0
Punt returns: Number-Yards-TD	0-0-0	2-14-0
Average Per Return	0.0	7.0
Kickoff returns: Number-Yds-TD	0-0-0	4-83-0
Average Per Return	0.0	20.8
Interceptions: Number-Yds-TD	1-2-0	1-0-0
Fumble Returns: Number-Yds-TD	0-0-0	0-0-0
Miscellaneous Yards	0	0
Possession Time	38:56	21:04
1st Quarter	09:52	05:08
2nd Quarter	09:06	05:54
3rd Quarter	09:23	05:37
4th Quarter	10:35	04:25
Third-Down Conversions	9-17	2-8
Fourth-Down Conversions	0-2	1-1
Red-Zone Scores-Chances	2-3	4-4
Touchdowns	2-3	4-4
Field goals	0-3	0-4
Sacks By: Number-Yards	0-0	3-17
PAT Kicks	2-2	6-6
2Pts Conversions	0-1	0-0
Field Goals	0-1	0-1
Points off Turnover	0	21

SCORE BY QUARTERS

Team	1st	2nd	3rd	4th	Total
Howard	7	0	7	6	20
South Fla.	0	14	14	14	42

SCORING SUMMARY

Qtr	Time	Scoring Play	V-H
1st	04:41	HOW - #3 K.Hawthorne 18 yd rush (#37 A.Bickerton kick), 10-80, 05:20	7-0
2nd	11:16	USF - #0 J.Mangham 2 yd rush (#32 S.Shrader kick), 11-80, 03:36	7-7
2nd	02:10	USF - #2 M.Dukes 7 yd rush (#32 S.Shrader kick), 5-59, 01:39	7-14
3rd	07:14	USF - #0 J.Mangham 1 yd rush (#32 S.Shrader kick), 4-25, 01:43	7-21
3rd	02:37	HOW - #2 J.Hunter 28 yd rush (#37 A.Bickerton kick), 9-75, 04:37	14-21
3rd	00:33	USF - #2 M.Dukes 28 yd rush (#32 S.Shrader kick), 5-61, 01:56	14-28
4th	11:37	USF - #21 B.Battie 60 yd rush (#32 S.Shrader kick), 2-69, 00:33	14-35
4th	08:05	USF - #22 K.Powell 1 yd rush (#32 S.Shrader kick), 4-54, 01:36	14-42
4th	04:24	HOW - #27 I.Wheeler 3 yd rush (#4 R.Ilaraza pass from #1 Q.Williams failed), 7-75, 03:41	20-42

HOWARD

RUSHING										
	No.	Gain	Loss	Net	TD	Lg	Avg			
Jarrett Hunter	12	62	1	61	1	28	5.8			
Ian Wheeler	10	73	0	73	1	24	7.0			
Kasey Hawthorne	5	25	0	25	1	18	5.0			
Quinton Williams	9	31	17	14	0	8	1.6			
Eden James	3	3	9	-6	0	3	-2.0			
Antoine Murray	1	5	21	-16	0	5	-16.0			
<b>Totals:</b>	<b>40</b>	<b>219</b>	<b>51</b>	<b>168</b>	<b>3</b>	<b>28</b>	<b>4.2</b>			

PASSING										
	C-A-I	Yds	TD	Long	Sack					
Quinton Williams	28-37-1	250	0	22	3					
<b>Totals:</b>	<b>28-37-1</b>	<b>250</b>	<b>0</b>	<b>22</b>	<b>3</b>					

RECEIVING										
	TAR	No.	Yards	YAC	TD	Long				
Antoine Murray	7	5	50	24	0	16				
Richie Ilaraza	7	5	45	14	0	21				
Ian Wheeler	5	5	45	35	0	21				
Jarrett Hunter	4	-4	31	29	0	20				
Matthew McDonald	6	3	42	26	0	22				
Kasey Hawthorne	4	-3	13	11	0	6				
Brylin Smith	1	1	15	2	0	15				
Christian Carter	1	1	10	10	0	10				
Nah-Shawn Hezekiah	2	1	-1	1	0	0				
<b>Totals:</b>	<b>37</b>	<b>28</b>	<b>250</b>	<b>152</b>	<b>0</b>	<b>22</b>				

PUNTING										
	No.	Yds	Avg	Long	In20	TB				
Phillip Richards	3	117	39.0	50	2	0				
<b>Totals:</b>	<b>3</b>	<b>117</b>	<b>39.0</b>	<b>50</b>	<b>2</b>	<b>0</b>				

RETURNS										
	Punt	Kickoff	Intercept							
	No	Yds	Lg	No	Yds	Lg				
Robert Jones III	0	0	0	0	0	1				
<b>Totals:</b>	<b>0</b>	<b>0</b>	<b>0</b>	<b>0</b>	<b>0</b>	<b>1</b>				

SOUTH FLA.

RUSHING										
	No.	Gain	Loss	Net	TD	Lg	Avg			
Brian Battie	7	105	0	105	1	60	15.0			
Michel Dukes	3	35	1	34	2	28	11.3			
Jaren Mangham	7	29	1	28	2	20	4.0			
Mychal Hamilton	3	14	1	13	0	12	4.3			
Gerry Bohanon	2	9	0	9	0	9	4.5			
Jason Albritton	2	9	0	9	0	5	4.5			
Yasias Young	1	4	0	4	0	4	4.0			
Kwan Powell	2	3	0	3	1	2	1.5			
<b>Totals:</b>	<b>27</b>	<b>208</b>	<b>3</b>	<b>205</b>	<b>6</b>	<b>28</b>	<b>7.6</b>			

PASSING										
	C-A-I	Yds	TD	Long	Sack					
Gerry Bohanon	17-28-1	219	0	39	0					
<b>Totals:</b>	<b>17-28-1</b>	<b>219</b>	<b>0</b>	<b>39</b>	<b>0</b>					

RECEIVING										
	TAR	No.	Yards	YAC	TD	Long				
Xavier Weaver	13	7	57	10	0	12				
Jimmy Horn Jr.	5	2	52	55	0	29				
Gunnar Greenwald	2	2	25	7	0	16				
Omarrin Dollison	1	1	39	4	0	39				
Khalire Brown	2	1	19	4	0	19				
Jaren Mangham	1	1	10	6	0	10				
Sean Atkins	1	1	8	2	0	8				
Chris Carter	1	1	6	0	0	6				
Michel Dukes	1	1	3	2	0	3				
<b>Totals:</b>	<b>27</b>	<b>17</b>	<b>219</b>	<b>90</b>	<b>0</b>	<b>39</b>				

PUNTING										
	No.	Yds	Avg	Long	In20	TB				
Andrew Stokes	3	125	41.7	52	0	1				
<b>Totals:</b>	<b>3</b>	<b>125</b>	<b>41.7</b>	<b>52</b>	<b>0</b>	<b>1</b>				

RETURNS										
	Punt	Kickoff	Intercept							
	No	Yds	Lg	No	Yds	Lg				
Xavier Weaver	1	8	8	0	0	0				
Sean Atkins	1	6	6	0	0	0				
Jimmy Horn Jr.	0	0	1	32	32	0				
Brian Battie	0	0	2	20	20	0				
Michel Dukes	0	0	1	31	31	0				
Jayden Curry	0	0	0	0	1	0				
<b>Totals:</b>	<b>2</b>	<b>14</b>	<b>8</b>	<b>4</b>	<b>83</b>	<b>32</b>				

FIELD GOALS

	Qtr	Time	Dist	Result
Aaron Bickerton	2nd	00:39	50	MISSED
<b>KICKOFFS</b>	<b>No.</b>	<b>Yards</b>	<b>Avg</b>	<b>TB</b>
Aaron Bickerton	4	212	53.0	0

FIELD GOALS

	1st	01:41	54	MISSED
Spencer Strader	7	455	65.0	7
<b>KICKOFFS</b>	<b>No.</b>	<b>Yards</b>	<b>Avg</b>	<b>TB</b>
Spencer Strader	7	455	65.0	7

FUMBLES  
Howard - Christian Carter 1-1, Antoine Murray 1-1  
South Fla. - None

HOWARD

#	Name	Solo	Ast	Total	Sacks-Yds	TFL-Yds	FF	FR-Yds	Int-Yds	BrUp	Bkls	QBH
0	Kenny Gallop	6	5	11	0-0	1-0-1	0	0-0	0	0	0	0
0	Terrance Holton	5	2	7	0-0	0-0-0	0	0-0	0	0	0	0
1	Robert Jones III	4	0	4	0-0	1-0-1	0	0-0	1-2	2	0	1
28	Christian Brown	3	1	4	0-0	0-0-0	0	0-0	0-0	0	0	0
22	Cameron Dyson	3	0	3	0-0	1-0-1	0	0-0	0-0	0	0	0
3	Darrian Brokenburr	1	2	3	0-0	0-0-0	0	0-0	0-0	0	0	0
6	Carson Hinton	1	2	3	0-0	0-0-0	0	0-0	0-0	0	0	0
14	Ian White	2	0	2	0-0	0-0-0	0	0-0	0-0	0	0	0
44	Jay Brandon Jones	2	0	2	0-0	0-0-0	0	0-0	0-0	0	0	0
7	Ray Williams	2	0	2	0-0	0-0-0	0	0-0	0-0	0	0	0
46	Bryce Miller	1	1	2	0-0	0-0-0	0	0-0	0-0	0	0	0
96	Jamel Stewart	0	2	2	0-0	0-0-0	0	0-0	0-0	0	0	0
18	CJ Wesley	1	0	1	0-0	0-0-0	0	0-0	0-0	0	0	0
13	Jabari Knighten	1	0	1	0-0	0-0-0	0	0-0	0-0	0	0	0
12	Xavier Raboin	1	0	1	0-0	0-0-0	0	0-0	0-0	0	0	0
10	Jevin Jackson	1	0	1	0-0	0-0-0	0	0-0	0-0	0	0	0
TEAM	1	0	1	0-0	0-0-0	0	0-0	0-0	0-0	0	0	0
91	Noah Miles	0	1	1	0-0	0-0-0	0	0-0	0-0	0	0	0
11	Kedrick Green	0	1	1	0-0	0-0-0	0	0-0	0-0	0	0	0
92	Jason Seraphin	0	1	1	0-0	0-0-0	0	0-0	0-0	0	0	0
<b>Totals</b>												



# GAME 3: #18 FLORIDA 31, USF 28

BEN HILL GRIFFIN STADIUM • GAINESVILLE, FLA.

SEPT. 17, 2022 • 7:30 P.M. • SEC NETWORK

GAINESVILLE, FLA. – USF (1-2) gave No. 18 Florida (2-1) all it wanted in a wild game the Gators held on to win, 31-28, before 88,496 fans at Ben Hill Griffin Stadium in Gainesville on a beautiful Saturday night. The third-largest crowd USF has ever played in front of nearly witnessed one of the biggest wins in program history as the Bulls ran for 286 yards, totaled 402 yards of offense and kept Gator quarterback Anthony Richardson in check in a game that wasn't decided until a missed 49-yard field goal attempt with 23 seconds to play.

The Bulls outscored the Gators 15-7 in the second half, outgained the Gators 402-329 and held a 28-24 lead with 11:14 to play, but a couple miscues and a late Florida touchdown drive prevented the upset. Running back Brian Battie ran for a career-high 150 yards and a touchdown and quarterback Gerry Bohanon added 102 and a touchdown on the ground as USF's offensive line helped the Bulls to 216 rushing yards in the first half after the Gators had given up a total of 22 first half rushing yards against their first two opponents.

Linebacker Dwayne Boyles and cornerback Aamaris Brown got big interceptions for a USF defense that forced the Gators into two turnovers and two three-and-outs in their first four possessions of the second half.

Leading 24-13 at the half, Florida took the opening kickoff of the second half and moved to midfield before Boyles picked Richardson off and returned it 37 yards to the UF18. The Bulls moved the ball on three runs, scoring on a 6-yard Bohanon dart up the middle. USF went for two on the point after and converted on a trick play with Sean Atkins hitting Xavier Weaver in the back of the endzone to cut the UF lead to 24-21.

The Bulls converted their second crucial 4th and 1 of the game, with Bohanon making a two-yard carry, and then drove to the UF1 where Michel Dukes finished an 11-play, 51-yard drive with a 1-yard dive to the right pylon to give the Bulls a 28-24 lead with 11:14 to play.

Florida drove 70 yards to the USF5 before Brown stepped in front of a Richardson pass to the corner and picked it off for a touchdown. On a third-and-11, Bohanon was pressured and forced a late pass that was intercepted by Tre'Vez Johnson at the USF 28. The Gators capitalized with Trevor Etienne running the ball four times and scoring on a three-yard plunge for a 31-28 lead with 5:00 to play.

The Bulls moved the ball to the UF19 and had 2nd-and-6 when the shotgun snap went array and the Bulls fell on it at the UF33. Facing 4th-and-18, the Bulls sent Spencer Shrader out to attempt a 49-yard tying field goal with 23 seconds to play, but the kick went wide right and the Gators celebrated.

Attendance: 88496

FULL GAME	USF	UFL
<b>FIRST DOWNS</b>	23	17
Rushing	17	10
Passing	3	6
Penalty	0	4
<b>NET YARDS RUSHING</b>	286	217
Rushing Attempts	46	30
Average Per Rush	6.2	7.2
Rushing Touchdowns	3	3
Yards Gained Rushing	305	227
Yards Lost Rushing	19	10
<b>NET YARDS PASSING</b>	116	112
Completions-Attempts-Int	12-28-2	10-18-2
Average Per Attempt	4.1	6.2
Average Per Completion	9.7	11.2
Passing Touchdowns	0	0
<b>TOTAL OFFENSE YARDS</b>	402	329
Total offense plays	74	48
Average Gain Per Play	5.4	6.9
Fumbles: Number-Lost	2-1	0-0
Penalties: Number-Yards	9-73	6-48
<b>PUNTS-YARDS</b>	1-32	2-86
Average Yards Per Punt	32.0	43.0
Net Yards Per Punt	32	33
Inside 20	1	0
50+ Yards	0	1
Touchbacks	0	0
Fair catch	0	0
<b>KICKOFF-YARDS</b>	6-390	6-388
Average Yards Per Kickoff	65.0	64.7
Net Yards Per Kickoff	40	40.8
Touchbacks	6	2
Fair Catch Yards	0	0
Punt returns: Number-Yards-TD	1-20-0	0-0-0
Average Per Return	20.0	0.0
Kickoff returns: Number-Yards-TD	4-93-0	0-0-0
Average Per Return	23.2	0.0
Interceptions: Number-Yards-TD	2-37-0	2-39-1
Fumble Returns: Number-Yards-TD	0-0-0	0-0-0
Miscellaneous Yards	0	0
Possession Time	36:19	23:41
1st Quarter	09:55	05:05
2nd Quarter	08:39	06:21
3rd Quarter	08:18	06:42
4th Quarter	09:27	05:33
Third-Down Conversions	8-15	3-8
Fourth-Down Conversions	2-2	0-0
Red-Zone Scores-Chances	4-5	3-4
Touchdowns	3-5	2-4
Field goals	1-5	1-4
Sacks By: Number-Yards	1-4	0-0
PAT Kicks	2-2	4-4
2Pts Conversions	1-1	0-0
Field Goals	2-3	1-1
Points off Turnover	8	17

## SCORE BY QUARTERS

Team	1st	2nd	3rd	4th	Total
South Fla.	7	6	8	7	28
Florida	3	21	0	7	31

## SCORING SUMMARY

Qtr	Time	Scoring Play
1st	08:12	UFL - #49 A.Mihalek 31 yd FG, 8-45, 03-44
1st	01:21	USF - #21 B.Battie 10 yd rush (#32 S.Shrader kick), 12-81, 06:46
2nd	14:49	UFL - #2 M.Johnson Jr. 62 yd rush (#49 A.Mihalek kick), 3-75, 01:32
2nd	10:45	USF - #32 S.Shrader 22 yd FG, 9-70, 04:04
2nd	04:45	UFL - #5 N.Wright 7 yd rush (#49 A.Mihalek kick), 12-88, 06:00
2nd	03:10	UFL - #8 J.Kimber 39 yd interception return (#49 A.Mihalek kick), 01:29
2nd	00:10	USF - #32 S.Shrader 49 yd FG, 12-43, 03:00
3rd	10:27	USF - #11 G.Bohanon 6 yd rush (#10 X.Weaver pass from #38 S.Atkins), 4-18, 01:34
4th	11:14	USF - #2 M.Dukes 1 yd rush (#32 S.Shrader kick), 11-51, 06:21
4th	05:05	UFL - #7 T.Etienne 3 yd rush (#49 A.Mihalek kick), 4-28, 01:46

## SOUTH FLA.

RUSHING													
	No.	Gain	Loss	Net	TD	Lg	Avg						
Brian Battie	17	152	2	150	1	51	8.8						
Gerry Bohanon	15	103	1	102	1	15	6.8						
Jaren Mangham	5	34	1	33	0	23	6.6						
Michel Dukes	7	13	1	12	1	5	1.7						
Sean Atkins	1	3	0	3	0	3	3.0						
TEAM	1	0	14	-14	0	0	-14.0						
<b>Totals:</b>	<b>46</b>	<b>305</b>	<b>19</b>	<b>286</b>	<b>3</b>	<b>51</b>	<b>6.2</b>						
PASSING													
	C-A-I	Yds	TD	Long	Sack								
Gerry Bohanon	12-28-2	116	0	20	0								
<b>Totals:</b>	<b>12-28-2</b>	<b>116</b>	<b>0</b>	<b>20</b>	<b>0</b>								
RECEIVING													
	TAR	No.	Yards	YAC	TD	Long							
Xavier Weaver	13	8	82	33	0	18							
Brian Battie	4	2	7	15	0	4							
Khalife Brown	4	1	20	14	0	20							
Omarion Dollison	2	1	7	0	0	7							
Chris Carter	1	0	0	0	0	0							
Holden Willis	1	0	0	0	0	0							
Gunnar Greenwald	2	0	0	0	0	0							
Jimmy Horn Jr.	1	0	0	0	0	0							
<b>Totals:</b>	<b>28</b>	<b>12</b>	<b>116</b>	<b>62</b>	<b>0</b>	<b>20</b>							
PUNTING													
	No.	Yds	Avg	Long	In20	TB							
Andrew Stokes	1	32	32.0	32	1	0							
<b>Totals:</b>	<b>1</b>	<b>32</b>	<b>32.0</b>	<b>32</b>	<b>1</b>	<b>0</b>							
RETURNS													
	Punt	Kickoff	Intercept										
No.	Yds	Lg	No.	Yds	Lg	No.	Yds	Lg					
Xavier Weaver	1	20	20	0	0	0	0	0	0	0	0	0	0
Brian Battie	0	0	0	4	93	28	0	0	0	0	0	0	0
Dwayne Boyles	0	0	0	0	0	0	1	37	37	0	0	0	0
Aamaris Brown	0	0	0	0	0	0	1	0	0	0	0	0	0
<b>Totals:</b>	<b>1</b>	<b>20</b>	<b>20</b>	<b>4</b>	<b>93</b>	<b>28</b>	<b>2</b>	<b>37</b>	<b>37</b>	<b>0</b>	<b>0</b>	<b>0</b>	<b>0</b>
FIELD GOALS													
	Qtr	Time	Dist	Result									
Spencer Shrader	2nd	10:45	22	GOOD									
Spencer Shrader	2nd	00:10	49	GOOD									
Spencer Shrader	4th	00:23	49	MISSED									
KICKOFFS													
	No.	Yards	Avg	TB	OB								
Spencer Shrader	6	390	65.0	6	0								
ALL-PURPOSE													
	Rush	Rcv	KR	PR	IR	Total							
Brian Battie	150	7	93	0	0	250							
Gerry Bohanon	102	0	0	0	0	102							
Xavier Weaver	0	82	0	20	0	102							
Dwayne Boyles	0	0	0	0	37	37							
<b>FUMBLES</b>													
South Fla. - Xavier Weaver 1-1, TEAM 1-0													
Florida - None													

## FLORIDA

RUSHING													
	No.	Gain	Loss	Net	TD	Lg	Avg						
Montrell Johnson Jr.	6	105	2	103	1	62	17.2						
Trevor Etienne	8	56	0	56	1	16	7.0						
Nay'Quan Wright	6	37	0	37	1	8	6.2						
Anthony Richardson	7	29	5	24	0	16	3.4						
TEAM	3	0	3	-3	0	0	-1.0						
<b>Totals:</b>	<b>30</b>	<b>227</b>	<b>10</b>	<b>217</b>	<b>3</b>	<b>62</b>	<b>7.2</b>						
PASSING													
	C-A-I	Yds	TD	Long	Sack								
Anthony Richardson	10-18-2	112	0	33	1								
<b>Totals:</b>	<b>10-18-2</b>	<b>112</b>	<b>0</b>	<b>33</b>	<b>1</b>								
RECEIVING													
	TAR	No.	Yards	YAC	TD	Long							
Keon Zipperer	3	3	29	9	0	20							
Kxavier Henderson	3	3	3	10	0	3							
Justin Shorter	5	2	33	8	0	30							
Trent Whittemore	2	1	33	5	0	33							
Ricky Pearsall	3	1	14	1	0	14							
Dante Zanders	1	0	0	0	0	0							
<b>Totals:</b>	<b>17</b>	<b>10</b>	<b>112</b>	<b>33</b>	<b>0</b>	<b>33</b>							
PUNTING													
	No.	Yds	Avg	Long	In20	TB							
Jeremy Crawshaw	2	86	43.0	54	0	0							
<b>Totals:</b>	<b>2</b>	<b>86</b>	<b>43.0</b>	<b>54</b>	<b>0</b>	<b>0</b>							
RETURNS													
	Punt	Kickoff	Intercept										
No.	Yds	Lg	No.	Yds	Lg	No.	Yds	Lg					
Jalen Kimber	0	0	0	0	0	0	1	39	39	0	0	0	0
Tre'Vez Johnson	0	0	0	0	0	0	2	39	39	0	0	0	0
<b>Totals:</b>	<b>0</b>	<b>0</b>	<b>0</b>	<b>0</b>	<b>0</b>	<b>0</b>	<b>2</b>	<b>39</b>	<b>39</b>	<b>0</b>	<b>0</b>	<b>0</b>	<b>0</b>
FIELD GOALS													
	Qtr	Time	Dist	Result									
Adam Mihalek	1st	08:12	31	GOOD									
KICKOFFS													
	No.	Yards	Avg	TB	OB								
Adam Mihalek	6	388	64.7	2	0								
ALL-PURPOSE													
	Rush	Rcv	KR	PR	IR	Total							
Montrell Johnson Jr.	103	0	0	0	0	103							
Trevor Etienne	56	0	0	0	0	56							
Jalen Kimber	0	0	0	0	39	39							
Nay'Quan Wright	37	0	0	0	0	37							

## SOUTH FLA.

#	Name	Solo	Ast	Total	Sacks-Yds	TFL-Yds	FF	FR-Yds	Int-Yds	BrUp	Blks	QBH
5	Antonio Grier	5	5	10	0-0	0-5	0	0-0	0-0	0	0	0
22	Mekhi LaPointe	4	3	7	1-0	2-7	0	0-0	0-0	0	0	0
2	TJ Robinson	3	2	5	0-0	0-0	0	0-0	0-0	0	0	1
33	Timarcus Simpson	2	2	4	0-0	0-0	0	0-0	0-0	0	0	0
11	Dwayne Boyles	2	2	4	0-0	0-0	0	0-0	0-0	1-37	0	0
9	Aamaris Brown	1	1	2	0-0	0-0	0	0-0	0-0	1-0	0	0
28	Jatorian Hansford	1	1	2	0-0	1-0	0	0-0	0-0	0	0	0
19	Ray Thornton III	1	1	2	0-0	0-0	0	0-0	0-0	0	0	0
16	Eddie Kelly	0	2	2	0-0	0-0	0	0-0	0-0	0	0	1
1	Matthew Hill	0	2	2	0-0	0-0	0	0-0	0-0	0	0	0
12	Ben Knox	1	0	1	0-0	0-0	0	0-0	0-0	0	0	0
15	Jayden Curry	0	1	1	0-0	0-0	0	0-0	0-0	0	0	0
6	Rashawn Yates	0	1	1	0-0	0-0	0	0-0	0-0	0		

# GAME 4: LOUISVILLE 41, USF 3

CARDINAL STADIUM • LOUISVILLE, KY

SEPT. 24, 2022 • 12:00 P.M. • ACC NETWORK

LOUISVILLE, KY – USF (1-3) finished off a tough non-conference slate with a 41-3 loss at Louisville (2-2) in Cardinals Stadium. Playing without its top four receivers with Xavier Weaver, Jimmy Horn Jr., Khafre Brown and Ajou Ajou all out with injury, the USF offense struggled to move the ball and Louisville took advantage. The Cardinals scored touchdowns on four straight possessions – three coming on touchdown runs from Malik Cunningham – to take a 28-0 lead to half time. Cunningham finished with 113 yards rushing and three touchdowns on nine carries and passed for 186 yards and a touchdown for Louisville. The Cardinals posted 542 yards of offense while holding the hamstrung USF offense to 158 yards and 48 yards rushing a week after the Bulls posted 286 yards on the ground at Florida. Louisville struck first scoring on its second possession, after punting on its first, as Cunningham got loose for a 40-yard run. They extended their lead to 14-0 on a 26-yard touchdown pass from Cunningham to Jaelin Carter on their next possession. Bulls quarterback Gerry Bohanon just missed on a long touchdown pass that went off a diving Dollison's hands in the endzone. Scott elected to go for it on 4th-and-4, and Bohanon hit Yusuf Terry for an 8-yard gain and a first down, but the Bulls fumbled and turned the ball over on the next play from scrimmage. Louisville took over on its own 32 and moved the ball 68 yards in nine plays, scoring on a 35-yard run by Cunningham to take a 21-0 lead with 10:53 left in the first half. USF went three-and-out on its next possession and Louisville drove 81 yards in five plays, scoring on an 8-yard touchdown run from Cunningham to give the Cardinals a 28-0 lead. The Bulls got a 37-yard field goal from Spencer Shrader in the second half and Louisville tacked on two field goals and a touchdown.

■ LB DJ Gordon forced his second career fumble and first at USF. He led USF with nine tackles and three tackles for loss and added a forced fumble.

■ LB Antonio Grier posted eight tackles on the day before leaving early in the second half with injury.

■ S TJ Robinson posted a career-best eight tackles

### Quotable

"We've got to own it. It was a bad day, and that's what it was. If I felt that was who this team was, I'd be a lot more concerned than I am now. Really the challenge for our coaching staff and our players is who we're going to be. We're 0-0 in the conference."

- Jeff Scott

FULL GAME		USF	LOU
<b>FIRST DOWNS</b>		11	28
Rushing		5	14
Passing		6	13
Penalty		0	1
<b>NET YARDS RUSHING</b>		48	283
Rushing Attempts		35	46
Average Per Rush		1.4	6.2
Rushing Touchdowns		0	4
Yards Gained Rushing		115	295
Yards Lost Rushing		67	12
<b>NET YARDS PASSING</b>		110	259
Completions-Attempts-Int		13-28-2	19-30-0
Average Per Attempt		3.9	8.6
Average Per Completion		8.5	13.6
Passing Touchdowns		0	1
<b>TOTAL OFFENSE YARDS</b>		158	542
Total offense plays		63	76
Average Gain Per Play		2.5	7.1
Fumbles: Number-Lost		2-1	2-1
Penalties: Number-Yards		6-25	5-59
<b>PUNTS-YARDS</b>		7-306	3-133
Average Yards Per Punt		43.7	44.3
Net Yards Per Punt		43.7	40.7
Inside 20		3	0
50+ Yards		0	0
Touchbacks		0	0
Fair catch		2	1
<b>KICKOFF-YARDS</b>		2-130	8-506
Average Yards Per Kickoff		65.0	63.2
Net Yards Per Kickoff		40	39.2
Touchbacks		2	6
Fair Catch Yards		0	0
Punt returns: Number-Yards-TD		2-11-0	3-0-0
Average Per Return		5.5	0.0
Kickoff returns: Number-Yards-TD		2-42-0	0-0-0
Average Per Return		21.0	0.0
Interceptions: Number-Yds-TD		0-0-0	2-0-0
Fumble Returns: Number-Yds-TD		1-12-0	0-0-0
Miscellaneous Yards		0	0
Possession Time		29:13	30:47
1st Quarter		08:19	08:41
2nd Quarter		08:29	08:31
3rd Quarter		08:34	08:26
4th Quarter		05:51	09:09
Third-Down Conversions		5-16	4-13
Fourth-Down Conversions		1-3	3-4
Red-Zone Scores-Chances		1-1	4-5
Touchdowns		0-1	2-5
Field goals		1-1	2-5
Sacks By: Number-Yards		1-5	3-33
PAT Kicks		0-0	5-5
2PTs Conversions		0-0	0-0
Field Goals		1-1	2-2
Points off Turnover		0	7

Team	1st	2nd	3rd	4th	Total
South Fla.	0	0	0	3	3
Louisville	14	14	3	10	41

### SCORING SUMMARY

Qtr	Time	Scoring Play	V-H
1st	07:05	LOU - #3 M.Cunningham 40 yd rush (#32 J.Turner kick), 6-82, 02:24	0-7
1st	03:39	LOU - #88 J.Carter 26 yd pass from #3 M.Cunningham (#32 J.Turner kick), 5-66, 01:51	0-14
2nd	10:53	LOU - #3 M.Cunningham 35 yd rush (#32 J.Turner kick), 9-68, 02:44	0-21
2nd	06:12	LOU - #3 M.Cunningham 8 yd rush (#32 J.Turner kick), 8-81, 03:37	0-28
3rd	08:53	LOU - #32 J.Turner 29 yd FG, 11-39, 03:57	0-31
4th	14:55	USF - #32 S.Shrader 37 yd FG, 8-47, 03:10	3-31
4th	12:22	LOU - #7 T.Evans 3 yd rush (#32 J.Turner kick), 6-75, 02:33	3-38
4th	02:35	LOU - #32 J.Turner 25 yd FG, 10-59, 04:48	3-41

### SOUTH FLA.

RUSHING											
	No.	Gain	Loss	Net	TD	Lg	Avg				
Kwan Powell	8	46	1	45	0	37	5.6				
Brian Battie	9	30	4	26	0	14	2.9				
Michel Dukes	3	11	0	11	0	7	3.7				
Mychal Hamilton	3	5	0	5	0	3	1.7				
Jaren Mangham	2	4	0	4	0	4	2.0				
Gery Bohanon	7	19	22	-3	0	11	-0.4				
Omarion Dollison	1	0	5	-5	0	0	-5.0				
Katravis Marsh	1	0	13	-13	0	0	-13.0				
Andrew Stokes	1	0	22	-22	0	0	-22.0				
<b>Totals:</b>	<b>35</b>	<b>115</b>	<b>67</b>	<b>48</b>	<b>0</b>	<b>37</b>	<b>1.4</b>				

PASSING						
	C-A	Yds	TD	Long	Sack	
Gery Bohanon	9-17-2	62	0	18	2	
Katravis Marsh	4-11-0	48	0	21	1	
<b>Totals:</b>	<b>13-28-2</b>	<b>110</b>	<b>0</b>	<b>21</b>	<b>3</b>	

RECEIVING						
	TAR	No.	Yards	YAC	TD	Long
Yusuf Terry	6	4	38	8	0	14
Omarion Dollison	7	4	31	27	0	18
Sean Atkins	4	2	35	14	0	21
Garet Reynolds	1	1	7	1	0	7
Chris Carter	2	1	1	2	0	1
Michel Dukes	3	-1	-2	2	0	0
Khafre Brown	2	0	0	0	0	0
Sincere Brown	1	0	0	0	0	0
Logan Berryhill	1	0	0	0	0	0
<b>Totals:</b>	<b>27</b>	<b>13</b>	<b>110</b>	<b>54</b>	<b>0</b>	<b>21</b>

PUNTING						
	No.	Yds	Avg	Long	In20	TB
Andrew Stokes	6	255	42.5	51	3	0
Colin McCreary	1	51	51.0	51	0	0
<b>Totals:</b>	<b>7</b>	<b>306</b>	<b>43.7</b>	<b>51</b>	<b>3</b>	<b>0</b>

RETURNS										
	Punt			Kickoff			Intercept			
	No	Yds	Lg	No	Yds	Lg	No	Yds	Lg	Yds
Sean Atkins	2	11	6	0	0	0	0	0	0	0
Brian Battie	0	0	0	2	42	42	0	0	0	0
<b>Totals:</b>	<b>2</b>	<b>11</b>	<b>6</b>	<b>2</b>	<b>42</b>	<b>42</b>	<b>0</b>	<b>0</b>	<b>0</b>	<b>0</b>

FIELD GOALS				
	Qtr	Time	Dist	Result
Spencer Shrader	4th	14:55	37	GOOD

### LOUISVILLE

RUSHING											
	No.	Gain	Loss	Net	TD	Lg	Avg				
Malik Cunningham	9	118	5	113	3	40	12.6				
Trevion Cooley	11	75	0	75	0	22	6.8				
Tiyon Evans	13	54	3	51	1	11	3.9				
Jawhar Jordan	8	41	3	38	0	30	4.8				
Maurice Turner	3	4	1	3	0	2	1.0				
Brock Domann	1	3	0	3	0	3	3.0				
Grant Goodman	1	0	0	0	0	0	0.0				
<b>Totals:</b>	<b>46</b>	<b>295</b>	<b>12</b>	<b>283</b>	<b>4</b>	<b>40</b>	<b>6.2</b>				

PASSING						
	C-A	Yds	TD	Long	Sack	
Malik Cunningham	14-22-0	186	1	30	1	
Brock Domann	5-8-0	73	0	26	0	
<b>Totals:</b>	<b>19-30-0</b>	<b>259</b>	<b>1</b>	<b>30</b>	<b>1</b>	

RECEIVING										
	TAR	No.	Yards	YAC	TD	Long				
Ahmari Huggins-Bruce	7	5	56	68	0	30				
Tyler Hudson	4	3	53	28	0	24				
Maurice Turner	2	2	40	37	0	24				
Marshon Ford	4	2	27	17	0	15				
Jaelin Carter	2	1	26	0	0	26				
Chris Bell	3	1	26	13	0	26				
Jawhar Jordan	1	1	12	7	0	12				
Tiyon Evans	1	1	8	8	0	8				
Elijah Downing	2	1	7	0	0	7				
Trevion Cooley	2	1	4	9	0	4				
Bradley West	1	1	0	0	0	0				
Braden Smith	1	0	0	0	0	0				
<b>Totals:</b>	<b>30</b>	<b>19</b>	<b>259</b>	<b>187</b>	<b>1</b>	<b>30</b>				

PUNTING						
	No.	Yds	Avg	Long	In20	TB
Mark Vassett	3	133	44.3	45	0	0
<b>Totals:</b>	<b>3</b>	<b>133</b>	<b>44.3</b>	<b>45</b>	<b>0</b>	<b>0</b>

RETURNS										
	Punt			Kickoff			Intercept			
	No	Yds	Lg	No	Yds	Lg	No	Yds	Lg	Yds
Braden Smith	3	0	0	0	0	0	0	0	0	0
Chandler Jones	0	0	0	0	0	0	0	0	0	0
Josh Minkins	0	0	0	0	0	0	0	0	0	0
<b>Totals:</b>	<b>3</b>	<b>0</b>	<b>0</b>	<b>0</b>	<b>0</b>	<b>0</b>	<b>0</b>	<b>0</b>	<b>0</b>	<b>0</b>

FIELD GOALS				
	Qtr	Time	Dist	Result
James Turner	3rd	08:53	29	GOOD
James Turner	4th	02:35	25	GOOD

### SOUTH FLA.

#	Name	Solo	Ass	Total	Sacks-Yds	TFL-Yds	FF	FR-Yds	Int-Yds	BrUp	Bkls	OBH
8	DJ Gordon IV	4	5	9	0-0-0	3-0-6	1	0-0	0-0	0	0	0
5	Antonio Orier	6	2	8	0-0-0	0-0-0	0	0-0	0-0	0	0	0
2	TJ Robinson	6	2	8	0-0-0	0-0-0	0	0-0	0-0	1	0	0
11	Dwayne Boyles	4	3	7	0-0-0	0-5-1	0	0-0	0-0	0	0	0
1	Matthew Hill	4	2	6	0-0-0	0-0-0	1	1-12	0-0	0	0	0
13	Tramel Logan	1	4	5	0-5-3	1-3-0	0	0-0	0-0	0	0	0
16	Eddie Kelly	3	1	4	0-0-0	0-0-0	0	0-0	0-0	0	0	0
28	Jatorian Hansford	1	3	4	0-5-2	0-5-2	0	0-0	0-0	0	0	0
33	Tamarcus Simpson	3	0	3	0-0-0	0-0-0	0	0-0	0-0	0	0	0
4	Christian Williams	2	1	3	0-0-0	0-0-0	0	0-0	0-0	1	0	0
83	Logan Berryhill	2	0	2	0-0-0	0-0-0	0	0-0	0-0	0	0	0
40	Jason Vaughn	2	0	2	0-0-0	0-0-0	0	0-0	0-0	0	0	0
22	Mekhi LaPointe	1	1	2	0-0-0							

# GAME 5: ECU 48, USF 28

FAU STADIUM • BOCA RATON, FLA.

OCT. 1, 2022 • 2:30 PM • ESPN+

BOCA RATON, FLA. – USF football (1-4; 0-1 AAC) opened its 20th season of conference play with a 48-28 loss to ECU (3-2; 1-1 AAC) at FAU Stadium in Boca Raton, Fla. The teams played 200 miles from the USF campus in front of a sparse crowd of as the game was relocated to Boca Raton due to the impacts of Hurricane Ian. ECU led 41-7 at the half and produced 397 first half yards behind monster halves from senior quarterback Holton Ahlers and produced 397 first half yards behind monster halves from senior quarterback Holton Ahlers - 352 yards passing and five touchdowns – and wide receiver C.J. Johnson – 176 yards and three touchdowns. The Pirates finished with 575 yards, Ahlers totaling 465 yards and five touchdowns through the air (records for a USF opponent) and Johnson finishing with 197 yards and four touchdowns (a USF opponent record) on seven catches. USF's 455 total yards and 253 passing yards on offense both were season highs, but ECU's total offense equaled the most the Bulls have given up on the year (matching BYU). The Bulls failed to score twice inside the ECU 5-yard line, getting stopped once due to a fumble and the second time on downs. ECU struck on their first possession as Ahlers hit Johnson on third-and-long with a 60-yard touchdown pass. The USF defense forced a punt on ECU's next possession, but the offense failed to move the ball from deep in their own territory and the Pirates used good field position to put together a 64-yard drive to go up 14-0. ECU came up with a big 4th-and-7 at the USF30 to extend the drive, and scored on a 22-yard pass from Ahlers to Isaiah Winstead. The USF offense got going with a 20-yard run from quarterback Gerry Bohanon and two long passes to Jimmy Horn Jr. for 16 and 20 yards, but on first-and-goal from the ECU 6-yard line, Bohanon fumbled on a designed run and ECU recovered. Three plays later, Ahlers hit Johnson over the shoulder and he raced down the sideline for a 74-yard touchdown to make it 21-0 with 14:09 to play in the first half.

■ USF receiver Jimmy Horn had a career day, hauling in eight passes for 180 yards and two touchdowns while averaging 22.5 yards per catch, including a 91-yard touchdown. Horn's total ranked as the fourth-most receiving yards in a game in program history and the most since Tyre McCants set the Bulls' game record with 227 at UCF in 2017.

■ Linebacker Dwayne Boyles led the Bulls' defensive effort with 12 tackles, 1.5 tackles for loss and a forced fumble.

**Quotable:**

"There's nobody more disappointed than I am. This coaching staff and these players have come back to work every day. They're giving effort, showing up. At the end of the day, we're the ones who've got to get it fixed. We've got seven games left in our season."

- Head Coach Jeff Scott

East Carolina	14	27	7	0	48
South Fla.	0	7	14	7	28

**SCORING SUMMARY**

Qtr	Time	Scoring Play	V-H
1st	12:19	ECU - #5 C.Johnson 60 yd pass from #12 H.Ahlers (#41 O.Daffer kick), 6-75, 02:41	7-0
1st	02:21	ECU - #11 I.Winstead 22 yd pass from #12 H.Ahlers (#41 O.Daffer kick), 12-64, 05:27	14-0
2nd	14:09	ECU - #5 C.Johnson 74 yd pass from #12 H.Ahlers (#41 O.Daffer kick), 3-98, 00:52	21-0
2nd	13:13	USF - #5 J.Horn Jr. 91 yd pass from #11 G.Bohanon (#32 S.Shraeder kick), 2-93, 00:47	21-7
2nd	06:50	ECU - #4 R.Jones 21 yd pass from #12 H.Ahlers (#41 O.Daffer kick), 7-71, 03:50	28-7
2nd	03:12	ECU - #47 R.Harris 5 yd rush (#41 O.Daffer kick missed), 1-5, 00:06	34-7
2nd	00:18	ECU - #5 C.Johnson 14 yd pass from #12 H.Ahlers (#41 O.Daffer kick), 6-55, 01:24	41-7
3rd	12:12	USF - #5 J.Horn Jr. 27 yd pass from #11 G.Bohanon (#32 S.Shraeder kick), 8-75, 02:48	41-14
3rd	07:30	USF - #38 S.Atkins 4 yd pass from #11 G.Bohanon (#32 S.Shraeder kick), 8-56, 03:33	41-21
3rd	03:40	ECU - #5 C.Johnson 9 yd pass from #12 H.Ahlers (#41 O.Daffer kick), 9-75, 03:50	48-21
4th	14:56	USF - #11 G.Bohanon 1 yd rush (#32 S.Shraeder kick), 10-75, 03:37	48-28

**EAST CAROLINA**

RUSHING											
	No.	Gain	Loss	Net	TD	LG	Av				
Marlon Gunn Jr.	15	72	11	61	0	34	4.1				
Rahjiah Harris	11	40	0	40	1	14	3.6				
Holton Ahlers	4	17	8	9	0	7	2.2				
<b>Totals:</b>	<b>30</b>	<b>129</b>	<b>19</b>	<b>110</b>	<b>1</b>	<b>34</b>	<b>3.7</b>				

PASSING											
	C-A	Yds	TD	Long	Sack						
Holton Ahlers	31-41-0	465	6	74	1						
<b>Totals:</b>	<b>31-41-0</b>	<b>465</b>	<b>6</b>	<b>74</b>	<b>1</b>						

RECEIVING											
	TAR	No.	Yards	YAC	TD	Long					
C.J. Johnson	7	7	197	96	4	74					
Ryan Jones	10	6	84	48	1	25					
Isaiah Winstead	9	6	73	20	1	24					
Shane Cathoon	6	5	44	26	0	12					
Rahjiah Harris	4	3	40	37	0	19					
Jaylen Johnson	2	2	15	10	0	12					
Marlon Gunn Jr.	3	2	12	8	0	7					
<b>Totals:</b>	<b>41</b>	<b>31</b>	<b>465</b>	<b>255</b>	<b>6</b>	<b>74</b>					

PUNTING											
	No.	Yds	Av	Long	In20	TB					
Luke Larsen	3	133	44.3	47	1	0					
<b>Totals:</b>	<b>3</b>	<b>133</b>	<b>44.3</b>	<b>47</b>	<b>1</b>	<b>0</b>					

RETURNS											
	Punt	Kickoff	Intercept								
	No.	Yds	LG	No.	Yds	LG	No.	Yds	LG		
Malik Fleming	1	60	60	0	0	0	0	0	0	0	
<b>Totals:</b>	<b>1</b>	<b>60</b>	<b>60</b>	<b>0</b>	<b>0</b>	<b>0</b>	<b>0</b>	<b>0</b>	<b>0</b>	<b>0</b>	

**FIELD GOALS**

KICKOFFS											
	No.	Yards	Av	TB	OB						
Owen Daffer	8	503	62.9	3	0						
<b>Totals:</b>	<b>8</b>	<b>503</b>	<b>62.9</b>	<b>3</b>	<b>0</b>						

ALL-PURPOSE											
	Rush	Recv	KR	PR	IR	Total					
C.J. Johnson	0	197	0	0	0	197					
Ryan Jones	0	84	0	0	0	84					
Rahjiah Harris	40	40	0	0	0	80					
Marlon Gunn Jr.	61	12	0	0	0	73					

**FUMBLES**

East Carolina - Ryan Jones 1-1  
South Fla. - Gerry Bohanon 1-1

**SOUTH FLA.**

RUSHING											
	No.	Gain	Loss	Net	TD	LG	Av				
Brian Battie	15	96	0	96	0	18	6.4				
Gerry Bohanon	13	79	5	74	1	22	5.7				
Michel Dukes	6	16	0	16	0	5	2.7				
Jimmy Horn Jr.	1	10	0	10	0	10	10.0				
Sean Atkins	1	6	0	6	0	6	6.0				
<b>Totals:</b>	<b>36</b>	<b>207</b>	<b>5</b>	<b>202</b>	<b>1</b>	<b>22</b>	<b>5.6</b>				

PASSING											
	C-A	Yds	TD	Long	Sack						
Gerry Bohanon	16-28-0	253	3	91	1						
<b>Totals:</b>	<b>16-28-0</b>	<b>253</b>	<b>3</b>	<b>91</b>	<b>1</b>						

RECEIVING											
	TAR	No.	Yards	YAC	TD	Long					
Jimmy Horn Jr.	11	8	180	104	2	91					
Xavier Weaver	7	5	55	10	0	23					
Brian Battie	3	3	10	15	0	12					
Sean Atkins	1	1	4	0	1	4					
Chris Mattillo	1	1	4	0	0	4					
Khalife Brown	3	0	0	0	0	0					
<b>Totals:</b>	<b>26</b>	<b>18</b>	<b>253</b>	<b>130</b>	<b>3</b>	<b>91</b>					

PUNTING											
	No.	Yds	Av	Long	In20	TB					
Colin McCreary	5	222	44.4	54	0	0					
<b>Totals:</b>	<b>5</b>	<b>222</b>	<b>44.4</b>	<b>54</b>	<b>0</b>	<b>0</b>					

RETURNS											
	Punt	Kickoff	Intercept								
	No.	Yds	LG	No.	Yds	LG	No.	Yds	LG		
Sean Atkins	2	16	9	0	0	0	0	0	0	0	
Michel Dukes	0	0	0	3	75	34	0	0	0	0	
Brian Battie	0	0	0	2	32	25	0	0	0	0	
<b>Totals:</b>	<b>2</b>	<b>16</b>	<b>9</b>	<b>5</b>	<b>107</b>	<b>34</b>	<b>0</b>	<b>0</b>	<b>0</b>	<b>0</b>	

**FIELD GOALS**

KICKOFFS											
	No.	Yards	Av	TB	OB						
Spencer Shraeder	5	325	65.0	5	0						
<b>Totals:</b>	<b>5</b>	<b>325</b>	<b>65.0</b>	<b>5</b>	<b>0</b>						

ALL-PURPOSE											
	Rush	Recv	KR	PR	IR	Total					
Jimmy Horn Jr.	10	180	0	0	0	180					
Brian Battie	96	10	32	0	0	138					
Michel Dukes	16	0	75	0	0	91					
Gerry Bohanon	74	0	0	0	0	74					

Team Statistics report  
East Carolina vs South Fla. (Oct 01, 2022)

Date: Oct 01, 2022  
Site: Boca Raton, FL, Florida  
Stadium: FAU Stadium  
Attendance: 3708

FULL GAME		
	ECU	USF
<b>FIRST DOWNS</b>	27	21
Rushing	5	11
Passing	21	9
Penalty	1	1
<b>NET YARDS RUSHING</b>	110	202
Rushing Attempts	30	36
Average Per Rush	3.7	5.6
Rushing Touchdowns	1	1
Yards Gained Rushing	129	207
Yards Lost Rushing	19	5
<b>NET YARDS PASSING</b>	465	253
Completions-Attempts-Int	31-41-0	16-28-0
Average Per Attempt	11.3	9.0
Average Per Completion	15.0	14.1
Passing Touchdowns	6	3
<b>TOTAL OFFENSE YARDS</b>	575	455
Total offense plays	71	64
Average Gain Per Play	8.1	7.1
Fumbles: Number-Lost	1-1	1-1
Penalties: Number-Yards	3-24	6-40
<b>PUNTS-YARDS</b>	3-133	5-222
Average Yards Per Punt	44.3	44.4
Net Yards Per Punt	39	32.4
Inside 20	1	0
50+ Yards	0	1
Touchbacks	0	0
Fair catch	1	3
<b>KICKOFF-YARDS</b>	8-503	5-325
Average Yards Per Kickoff	62.9	65.0
Net Yards Per Kickoff	40.1	40
Touchbacks	3	5
Fair Catch Yards	0	0
Punt returns: Number-Yards-TD	1-60-0	2-16-0
Average Per Return	60.0	8.0
Kickoff returns: Number-Yds-TD	0-0-0	5-107-0
Average Per Return	0.0	21.4
Interceptions: Number-Yds-TD	0-0-0	0-0-0
Fumble Returns: Number-Yds-TD	0-0-0	0-0-0
Miscellaneous Yards	0	0
Possession Time	30:46	29:14
1st Quarter	10:04	04:56
2nd Quarter	07:22	07:38
3rd Quarter	04:59	10:01
4th Quarter	08:21	06:39
Third-Down Conversions	6-13	5-13
Fourth-Down Conversions	3-3	2-3
Red-Zone Scores-Chances	4-5	2-4
Touchdowns	4-5	2-4
Field goals	0-5	0-4
Sacks By: Number-Yards	1-3	1-8
PAT Kicks	6-7	4-4
2PTs Conversions	0-0	0-0
Field Goals	0-0	0-0
Points off Turnover	7	0

**EAST CAROLINA**

#	Name	Solo	Ast	Total	Sacks-Yds	TFL-Yds	FF	FR-Yds	Int-Yds	BrUp	Bkls	QBH
13	Chad Stephens	6	2	8	1-0.3	1-0.3	0	0-0	0-0	0	0	0
7	Gerard Stringer	2	6	8	0-0.0	0-5.1	0	0-0	0-0	0	0	1
0	Juan Powell	5	1	6	0-0.0	0-0.0	0	0-0	0-0	0	0	0
34	Myles Berry	3	2	5	0-0.0	0-0.0	0	0-0	0-0	0	0	0
1	Malik Fleming	3	1	4	0-0.0	0-5.1	0	0-0	0-0	1	0	0
10	Xavier Smith	0	4	4	0-0.0	0-0.0	0	1-0	0-0	0	0	0
40	Chance Bates	2	1	3	0-0.0	0-5.1	1	0-0	0-0	1	0	0
32	Julius Wood	2	1	3	0-0.0	0-5.1	1	0-0	0-0	0	0	0
24	Jack Powers	2	1	3	0-0.0	1-10.0	0	0-0	0-0	0	0	0
11	Jeremy Lewis	1	2	3	0-0.0	0-0.0	0	0-0	0-0	0	0	1
22	Aspi Washington	0	3	3	0-0.0	0-5.0	0	0-0	0-0			



# GAME 6: NO. 24 CINCINNATI 28, USF 24

NIPPERT STADIUM • CINCINNATI, OHIO

OCT. 8, 2022 • 2:30 PM • ESPN+

**CINCINNATI, OHIO** – USF football (1-4; 0-1 AAC) took on its third Top 25 ranked opponent in its first six games at No. 24 Cincinnati (4-1; 1-0 ACC) and for the second time on the year nearly pulled off an improbable upset, leading in the fourth quarter before falling 28-24. Cincinnati extended a 30-game home winning streak and an 18-game AAC winning streak. Following a first half in which the Bulls outgained Cincinnati 203-162 and led most of the way, USF took a 17-14 lead to halftime in front of a sold-out homecoming crowd of 38,557. Cincinnati took the opening kickoff of the second half and regained the lead after marching 75 yards capped by a 1-yard run by Charles McClelland. Trailing, 21-17, USF took the field at its own 18 and after gaining one first down was forced to punt. The Bearcats took the ball at the USF42 and drove to the 12, before the Bulls came up with a huge 4th-and-1 stop on a tackle from Davon Hicks. On the next play, Bohanon raced up the sideline for a career-long 59-yard run to the UC29. Four plays later, Bohanon hit Weaver on a 16-yard slant for the go-ahead touchdown and a 24-21 USF lead with 14:56 to play. Cincinnati drove to the USF34 before Jatorian Hansford recorded a big sack that brought up 3rd-and-14. UC could not convert and punted the ball back to USF. The Bulls failed to move it from deep in their own territory and punted back to UC who took over on the 50 with 9:59 to play. Two plays later, the Bearcats retook the lead on a 35-yard touchdown run from Charles McClelland. Trailing 28-24, USF moved to the UC25 before getting stopped on a 4th-and-1 on a Battie run with 5:12 to play. UC gained three first downs, including a big 4th-and-1 at the USF31 to ice the game. USF was aggressive from the start as the Bulls won the coin flip and elected to take the ball. USF responded, driving 75 yards in 11 plays, capped by a darting 22-yard run from Battie, to strike first with an early 7-0 lead.

■ The Bulls were playing a program-record fourth straight game away from Tampa.  
 ■ Quarterback Gerry Bohanon ran for a career-best 117 yards and passed for 139 and two touchdowns.

■ Xavier Weaver caught seven passes for 112 yards and a touchdown and Brian Battie ran for 82 yards and a touchdown.

■ Dwayne Boyles led the Bulls in tackles for the second straight game, posting 11, and Aamaris Brown had an early interception that sparked an early 10-0 USF lead.

**Quotable:**

“We had to go swing first, that was the message. You’re not going to win every round, but you have to fight every round.”

- Head Coach Jeff Scott

Team	1st	2nd	3rd	4th	Total
South Fla.	10	7	0	7	24
Cincinnati	7	7	7	7	28

**SCORING SUMMARY**

Qtr	Time	Scoring Play	V-H
1st	09:24	USF - #21 B. Battie 22 yd rush (#32 S. Shrader kick), 11-75, 05:36	7-0
1st	03:16	USF - #32 S. Shrader 21 yd FG, 12-65, 06:00	10-0
1st	00:45	CIN - #20 J. Thompson 28 yd pass from #6 B. Bryant (#40 R. Coe kick), 6-75, 02:31	10-7
2nd	10:27	CIN - #84 N. Mardner 14 yd pass from #6 B. Bryant (#40 R. Coe kick), 6-45, 03:00	10-14
2nd	05:03	USF - #10 X. Weaver 9 yd pass from #11 G. Bohanon (#32 S. Shrader kick), 10-75, 05:24	17-14
3rd	10:11	CIN - #10 C. McClelland 1 yd rush (#40 R. Coe kick), 10-75, 04:49	17-21
4th	14:56	USF - #10 X. Weaver 16 yd pass from #11 G. Bohanon (#32 S. Shrader kick), 5-88, 02:22	24-21
4th	09:24	CIN - #10 C. McClelland 35 yd rush (#40 R. Coe kick), 2-50, 00:35	24-28

**SOUTH FLA.**

RUSHING										
	No.	Gain	Loss	Net	TD	LG	AVG			
Gerry Bohanon	14	121	4	117	0	59	8.4			
Brian Battie	23	97	15	82	1	22	3.6			
Kwan Powell	4	15	0	15	0	7	3.8			
Jimmy Horn Jr.	2	10	0	10	0	5	5.0			
<b>Totals:</b>	<b>43</b>	<b>243</b>	<b>19</b>	<b>224</b>	<b>1</b>	<b>59</b>	<b>5.2</b>			

PASSING						
	C-A-I	Yds	TD	Long	Sack	
Gerry Bohanon	11-21-0	139	2	33	0	
<b>Totals:</b>	<b>11-21-0</b>	<b>139</b>	<b>2</b>	<b>33</b>	<b>0</b>	

RECEIVING						
	TAR	No.	Yards	YAC	TD	Long
Xavier Weaver	12	7	112	1	2	33
Khalife Brown	1	1	16	4	0	16
Omarion Dollison	1	1	8	0	0	8
Jimmy Horn Jr.	2	1	2	3	0	2
Brian Battie	2	1	1	1	0	1
Yusuf Terry	2	0	0	0	0	0
Kwan Powell	1	0	0	0	0	0
<b>Totals:</b>	<b>21</b>	<b>11</b>	<b>139</b>	<b>9</b>	<b>2</b>	<b>33</b>

PUNTING						
	No.	Yds	Avg	Long	In20	TB
Colin McCreany	5	177	35.4	39	0	0
<b>Totals:</b>	<b>5</b>	<b>177</b>	<b>35.4</b>	<b>39</b>	<b>0</b>	<b>0</b>

RETURNS										
Punt			Kickoff			Intercept				
	No	Yds	LG	No	Yds	LG	No	Yds	LG	
Brian Battie	0	0	0	2	24	16	0	0	0	
Aamaris Brown	0	0	0	0	0	1	0	0	0	
Matthew Hill	0	0	0	0	0	1	0	0	0	
<b>Totals:</b>	<b>0</b>	<b>0</b>	<b>0</b>	<b>2</b>	<b>24</b>	<b>16</b>	<b>2</b>	<b>0</b>	<b>0</b>	<b>0</b>

FIELD GOALS				
	Qtr	Time	Dist	Result
Spencer Shrader	1st	03:16	21	GOOD

KICKOFFS						
	No.	Yards	Avg	TB	OB	
Spencer Shrader	5	325	65.0	5	0	

ALL-PURPOSE						
	Rush	Rcv	KR	PR	IR	Total
Gerry Bohanon	117	0	0	0	0	117
Xavier Weaver	0	112	0	0	0	112
Brian Battie	82	1	24	0	0	107
Khalife Brown	0	16	0	0	0	16

**FUMBLES**  
 South Fla. - Brian Battie 1-0, Xavier Weaver 1-0  
 Cincinnati - Ben Bryant 1-0, TEAM 1-0

**CINCINNATI**

RUSHING										
	No.	Gain	Loss	Net	TD	LG	AVG			
Charles McClelland	21	182	3	179	2	35	8.5			
Ryan Montgomery	7	22	0	22	0	8	3.1			
Evan Prater	4	24	9	15	0	11	3.8			
Ben Bryant	3	14	6	8	0	7	2.7			
TEAM	2	0	3	-3	0	0	-1.5			
<b>Totals:</b>	<b>37</b>	<b>242</b>	<b>21</b>	<b>221</b>	<b>2</b>	<b>35</b>	<b>6.0</b>			

PASSING						
	C-A-I	Yds	TD	Long	Sack	
Ben Bryant	15-21-2	178	2	28	1	
Evan Prater	1-2-0	15	0	15	1	
<b>Totals:</b>	<b>16-23-2</b>	<b>193</b>	<b>2</b>	<b>28</b>	<b>2</b>	

RECEIVING						
	TAR	No.	Yards	YAC	TD	Long
Tre Tucker	9	7	64	21	0	19
Jadon Thompson	3	3	40	27	1	28
Josh Whyte	4	2	32	25	0	17
Nick Mardner	3	2	22	5	1	14
Ryan Montgomery	1	1	26	28	0	26
Blue Smith	1	1	9	0	0	9
Tyler Scott	1	0	0	0	0	0
Chris Scott	1	0	0	0	0	0
<b>Totals:</b>	<b>23</b>	<b>16</b>	<b>193</b>	<b>106</b>	<b>2</b>	<b>28</b>

PUNTING						
	No.	Yds	Avg	Long	In20	TB
Mason Fletcher	3	119	39.7	43	3	0
<b>Totals:</b>	<b>3</b>	<b>119</b>	<b>39.7</b>	<b>43</b>	<b>3</b>	<b>0</b>

RETURNS										
Punt			Kickoff			Intercept				
	No	Yds	LG	No	Yds	LG	No	Yds	LG	
<b>Totals:</b>	<b>0</b>	<b>0</b>	<b>0</b>	<b>0</b>	<b>0</b>	<b>0</b>	<b>0</b>	<b>0</b>	<b>0</b>	<b>0</b>

FIELD GOALS					
	Qtr	Time	Dist	Result	
Ryan Coe	5	314	62.8	2	1

KICKOFFS						
	No.	Yards	Avg	TB	OB	
Ryan Coe	5	314	62.8	2	1	

ALL-PURPOSE						
	Rush	Rcv	KR	PR	IR	Total
Charles McClelland	179	0	0	0	0	179
Tre Tucker	0	64	0	0	0	64
Ryan Montgomery	22	26	0	0	0	48
Jadon Thompson	0	40	0	0	0	40

**SOUTH FLA.**

#	Name	Solo	Ast	Total	Sacks-Yds	TFL-Yds	FF	FR-Yds	Int-Yds	BrUp	Blks	QBH
11	Dwayne Boyles	4	7	11	0.0-0	1.5-3	0	0.0-0	0.0-0	1	0	0
33	Timarcus Simpson	6	2	8	0.0-0	0.0-0	1	0.0-0	0.0-0	0	0	0
8	DJ Gordon IV	4	2	6	0.0-0	0.0-0	0	0.0-0	0.0-0	0	0	0
23	Davon Hicks	4	2	6	0.0-0	0.0-0	0	0.0-0	0.0-0	0	0	0
15	Jayden Curry	1	4	5	0.0-0	0.0-0	0	0.0-0	0.0-0	0	0	0
4	Christian Williams	2	2	4	0.0-0	0.0-0	0	0.0-0	0.0-0	0	0	0
9	Aamaris Brown	2	2	4	0.0-0	0.0-0	0	1.0-0	0.0-0	0	0	0
40	Jason Vaughn	2	1	3	1.0-6	1.0-6	0	0.0-0	0.0-0	0	0	1
28	Jatorian Hansford	1	2	3	1.0-9	1.5-10	0	0.0-0	0.0-0	0	0	0
13	Tramel Logan	0	3	3	0.0-0	0.0-0	0	0.0-0	0.0-0	0	0	0
90	Rashad Cheney Jr.	1	1	2	0.0-0	0.0-0	0	0.0-0	0.0-0	0	0	0
24	Mac Harris	1	1	2	0.0-0	0.0-0	0	0.0-0	0.0-0	0	0	0
1	Matthew Hill	1	0	1	0.0-0	0.0-0	0	1.0-0	0.0-0	0	0	0
16	Eddie Kelly	0	1	1	0.0-0	0.0-0	0	0.0-0	0.0-0	0	0	0
19	Jonathan Ross	0	1	1	0.0-0	0.0-0	0	0.0-0	0.0-0	0	0	0
99	Darrien Grant	0	1	1	0.0-0	0.0-0	0	0.0-0	0.0-0	0	0	0
10	Nick Bage	0	1	1	0.0-0	0.0-0	0	0.0-0	0.0-0	0	0	0
7	Will Jones II	0	1	1	0.0-0	0.0-0	0	0.0-0	0.0-0	0	0	0
<b>Totals</b>	<b>29</b>	<b>34</b>	<b>63</b>	<b>2.0-15</b>	<b>4.0-19</b>	<b>1</b>	<b>0-0</b>	<b>2-0</b>	<b>3</b>	<b>0</b>	<b>1</b>	

**CINCINNATI**

#	Name	Solo	Ast	Total	Sacks-Yds	TFL-Yds	FF	FR-Yds	Int-Yds	BrUp	Blks	QBH
13	Ty Van Fossen	7	9	16	0.0-0	1.0-2	0	0.0-0	0.0-0	0	0	1
3	Javon Hicks	3	6	9	0.0-0	1.0-5	0	0.0-0	0.0-0	0	0	0
2	Wilson Huber	2	6	8	0.0-0	2.5-2	0	0.0-0	0.0-0	0	0	1
0	Ivan Pace Jr.	1	6	7	0.0-0	0.0-0	0	0.0-0	0.0-0	0	0	0
29	Jacob Dingle	1	6	7	0.0-0	0.0-0	0	0.0-0	0.0-0	0	0	0
11	Sammy Anderson	4	0	4	0.0-0	2.0-5	1	0.0-0	0.0-0	0	0	0
7	Jaheim Thomas	1	3	4	0.0-0	0.0-0	0	0.0-0	0.0-0	0	0	0
97	Eric Phillips	0	4	4	0.0-0	0.5-1	0	0.0-0	0.0-0	0	0	0
58	Dontay Corleone	2	1	3	0.0-0	0.0-0	0	0.0-0	0.0-0	0	0	1
5	Jaquan Sheppard	1	2	3	0.0-0	0.0-0	0	0.0-0	0.0-0	0	0	0
20	Deshawn Pace	0	3									

# GAME 7: TULANE 45, USF 31

RAYMOND JAMES STADIUM • TAMPA, FLA.

OCT. 15, 2022 • 4:00 PM • ESPNU

TAMPA, FLA. – USF (1-6; 0-3 AAC) was battling with conference-leading Tulane (6-1; 3-0 AAC) in a 17-17 game in the third quarter when the Green Wave exploded for 14-straight points in a 62-second burst and went on to claim a 45-31 victory on the Bulls homecoming. The Bulls played the bulk of the game without starting quarterback Gerry Bohanon who left with an injury with just over 6:30 left to play in the second quarter, adding to the Bulls already significant injury woes. The Bulls still had the game tied at 17 late in the third quarter when things changed quickly. Bohanon drove the Bulls 79 yards, using a big 44-yard pass to Jimmy Horn Jr. and an 8-yard touchdown pass to Horn Jr. to take the lead 7-3. Tulane responded by going 75 yards on nine plays for a touchdown capped by a 5-yard quarterback keeper by Michael Pratt. Bohanon matched Pratt's effort and drove USF 75 yards, running for a 33-yard touchdown to put the Bulls back on top, 14-10. With USF driving with about six and a half minutes left in the second quarter, Bohanon injured his right throwing shoulder after a run and did not return. Tulane took a 17-14 lead into halftime when Pratt hit Shea Wyatt for an 11-yard touchdown pass with 3 seconds in the half. Backup quarterback Katravis Marsh took over after Bohanon started 7-of-8 for 109 yards and a touchdown and ran for 59 yards and a touchdown, leaving the game with a four-point USF lead. On Tulane's opening drive of the second half, they drove to the USF20. Tramel Logan batted down a fourth down pass for a turnover on downs. The Bulls then drove 45 yards on six plays and Spencer Shradler kicked a 23-yard field goal to tie the game 17-17 with less than five minutes to go in the third quarter. The next 62 seconds changed everything. Tulane's Tyjae Spears responded with a 75-yard touchdown run on Tulane's first play from scrimmage. When the Bulls received the ball, Marsh fumbled it on the USF six-yard line on the Bulls second play from scrimmage. The Green Wave capitalized on their first play when Spears rushed for a six-yard touchdown to extend the Tulane lead to 14 points, 31-17.

■ LB Dwayne Boyles posted a career-high in tackles with 15 and added two tackles for losses, a sack and a forced fumble.

■ WR Jimmy Horn posted five catches for 98 yards and a touchdown.

■ USF's 31 points on the day were the most given up by Tulane on the year. The Green Wave entered the game ranked No. 7 in the nation giving up 13 points per game.

### Quotable:

"It feels like where we are as a team, we always have to play perfect."

Head Coach Jeff Scott

Attendance: 3105

FULL GAME	TUL	USF
<b>FIRST DOWNS</b>	30	14
Rushing	14	5
Passing	15	9
Penalty	1	0
<b>NET YARDS RUSHING</b>	235	118
Rushing Attempts	51	28
Average Per Rush	4.6	4.2
Rushing Touchdowns	4	1
Yards Gained Rushing	268	128
Yards Lost Rushing	33	10
<b>NET YARDS PASSING</b>	329	259
Completions-Attempts-Int	23-36-0	14-23-0
Average Per Attempt	9.1	11.3
Average Per Completion	14.3	18.5
Passing Touchdowns	2	3
<b>TOTAL OFFENSE YARDS</b>	564	377
Total offense plays	87	51
Average Gain Per Play	6.5	7.4
Fumbles: Number-Lost	1-1	2-2
Penalties: Number-Yards	4-20	6-60
<b>PUNTS-YARDS</b>	3-108	6-262
Average Yards Per Punt	36.0	43.7
Net Yards Per Punt	36.7	42
Inside 20	2	2
50+ Yards	1	1
Touchbacks	0	0
Fair catch	1	4
<b>KICKOFF-YARDS</b>	8-479	5-320
Average Yards Per Kickoff	59.9	64.0
Net Yards Per Kickoff	39.5	39.4
Touchbacks	6	4
Fair Catch Yards	0	0
Punt returns: Number-Yards-TD	1-0-0	1-2-0
Average Per Return	10.0	-2.0
Kickoff returns: Number-Yds-TD	1-13-0	1-13-0
Average Per Return	23.0	13.0
Interceptions: Number-Yds-TD	0-0-0	0-0-0
Fumble Returns: Number-Yds-TD	1-7-0	0-0-0
Miscellaneous Yards	0	0
Possession Time	36:52	23:08
1st Quarter	09:59	05:59
2nd Quarter	10:43	04:17
3rd Quarter	09:09	09:09
4th Quarter	11:17	03:43
Third-Down Conversions	7-17	2-9
Fourth-Down Conversions	3-4	0-0
Red-Zone Scores-Chances	6-8	3-3
Touchdowns	5-8	2-3
Field goals	1-8	1-3
Sacks By: Number-Yards	1-6	4-13
PAT Kicks	6-6	4-4
2Pts Conversions	0-0	0-0
Field Goals	1-2	1-1
Points off Turnover	7	0

### SCORE BY QUARTERS

Team	1st	2nd	3rd	4th	Total
Tulane	3	14	14	14	45
South Fla.	7	7	10	7	31

### SCORING SUMMARY

Qtr	Time	Scoring Play	V-H
1st	08:54	TUL - #43 V.Ambrosio 20 yd FG, 15-71, 05:04	3-0
1st	01:59	USF - #5 J.Horn Jr. 8 yd pass from #11 G.Bohanon (#32 S.Shradler kick), 8-79, 04:26	3-7
2nd	13:07	TUL - #7 M.Pratt 5 yd rush (#43 V.Ambrosio kick), 9-75, 03:52	10-7
2nd	11:28	USF - #11 G.Bohanon 33 yd rush (#32 S.Shradler kick), 4-75, 01:39	10-14
2nd	00:03	TUL - #2 D.Watts 11 yd pass from #7 M.Pratt (#43 V.Ambrosio kick), 15-63, 04:08	17-14
3rd	04:52	USF - #32 S.Shradler 16 yd FG, 7-45, 03:27	17-17
3rd	04:41	TUL - #22 T.Spears 75 yd rush (#43 V.Ambrosio kick), 1-75, 00:11	24-17
3rd	03:39	TUL - #22 T.Spears 6 yd rush (#43 V.Ambrosio kick), 1-6, 00:06	31-17
3rd	00:09	USF - #10 X.Weaver 17 yd pass from #12 K.Marsh (#32 S.Shradler kick), 2-18, 00:39	31-24
4th	13:11	TUL - #14 D.McDougle 16 yd pass from #7 M.Pratt (#43 V.Ambrosio kick), 5-72, 01:51	38-24
4th	09:08	TUL - #7 M.Pratt 1 yd rush (#43 V.Ambrosio kick), 7-54, 03:41	45-24

### TULANE

RUSHING	No.	Gain	Loss	Net	TD	LG	Avg
Tyjae Spears	18	157	6	151	2	75	8.4
Steadis Clayton	10	56	2	54	0	19	5.4
Michael Pratt	16	37	22	15	0	9	0.9
Dea Dea McDougle	1	10	0	10	0	10	10.0
Iverson Celestine	2	4	0	4	0	2	2.0
Tyrick James	1	3	0	3	0	3	3.0
TEAM	3	1	3	-2	0	1	-0.7
<b>Totals:</b>	<b>51</b>	<b>268</b>	<b>33</b>	<b>235</b>	<b>4</b>	<b>75</b>	<b>4.6</b>

PASSING	C-A-I	Yds	TD	Long	Sack
Michael Pratt	23-35-0	329	2	37	5
TEAM	0-1-0	0	0	0	0
<b>Totals:</b>	<b>23-36-0</b>	<b>329</b>	<b>2</b>	<b>37</b>	<b>5</b>

RECEIVING	TAR	No.	Yards	YAC	TD	Long
JhaQuan Jackson	7	7	86	52	0	20
Tyrick James	5	5	79	23	0	29
Ducee Watts	8	4	48	38	1	20
Lawrence Keys III	3	3	20	15	0	10
Shae Wyatt	3	2	68	38	0	37
Dea Dea McDougle	2	2	28	10	1	16
Bryce Bohanon	2	0	0	0	0	0
Tyjae Spears	2	0	0	0	0	0
Rieggle Brown	1	0	0	0	0	0
<b>Totals:</b>	<b>33</b>	<b>23</b>	<b>329</b>	<b>176</b>	<b>2</b>	<b>37</b>

PUNTING	No.	Yds	Avg	Long	In20	TB
Casey Glover	3	108	36.0	52	2	0
<b>Totals:</b>	<b>3</b>	<b>108</b>	<b>36.0</b>	<b>52</b>	<b>2</b>	<b>0</b>

RETURNS	Punt	Kickoff	Intercept						
	No	Yds	Lg	No	Yds	Lg	No	Yds	Lg
JhaQuan Jackson	1	10	10	0	0	0	0	0	0
Lawrence Keys III	0	0	0	1	23	23	0	0	0
<b>Totals:</b>	<b>1</b>	<b>10</b>	<b>10</b>	<b>1</b>	<b>23</b>	<b>23</b>	<b>0</b>	<b>0</b>	<b>0</b>

FIELD GOALS	Qtr	Time	Dist	Result	
Valentino Ambrosio	1st	08:54	20	GOOD	
Valentino Ambrosio	1st	06:25	31	MISSED	
Casey Glover	8	479	59.9	6	0

### SOUTH FLA.

RUSHING	No.	Gain	Loss	Net	TD	LG	Avg
Gerry Bohanon	5	59	0	59	1	33	11.8
Brian Battie	7	21	1	20	0	13	2.9
Kwan Powell	3	15	0	15	0	9	5.0
Michel Dukes	5	15	1	14	0	7	2.8
Kelley Joiner Jr.	2	11	0	11	0	8	5.5
Jimmy Horn Jr.	1	2	0	2	0	2	2.0
TEAM	1	0	1	-1	0	0	-1.0
Katravis Marsh	4	5	7	-2	0	3	-0.5
<b>Totals:</b>	<b>28</b>	<b>128</b>	<b>10</b>	<b>118</b>	<b>1</b>	<b>33</b>	<b>4.2</b>

PASSING	C-A-I	Yds	TD	Long	Sack
Katravis Marsh	7-15-0	150	2	73	1
Gery Bohanon	7-8-0	109	1	44	0
<b>Totals:</b>	<b>14-23-0</b>	<b>259</b>	<b>3</b>	<b>73</b>	<b>1</b>

RECEIVING	TAR	No.	Yards	YAC	TD	Long
Jimmy Horn Jr.	7	5	98	67	1	44
Xavier Weaver	8	4	36	16	1	17
Yusuf Terry	2	2	10	2	0	6
Dequan Stanley	1	1	73	36	1	73
Michel Dukes	1	1	35	14	0	35
Brian Battie	1	1	7	7	0	7
Kelley Joiner Jr.	1	0	0	0	0	0
Khalif Brown	1	0	0	0	0	0
Chris Carter	1	0	0	0	0	0
<b>Totals:</b>	<b>23</b>	<b>14</b>	<b>259</b>	<b>142</b>	<b>3</b>	<b>73</b>

PUNTING	No.	Yds	Avg	Long	In20	TB
Colin McCreary	6	262	43.7	52	2	0
<b>Totals:</b>	<b>6</b>	<b>262</b>	<b>43.7</b>	<b>52</b>	<b>2</b>	<b>0</b>

RETURNS	Punt	Kickoff	Intercept						
	No	Yds	Lg	No	Yds	Lg	No	Yds	Lg
Sean Atkins	1	-2	0	0	0	0	0	0	0
Brian Battie	0	0	0	1	13	13	0	0	0
<b>Totals:</b>	<b>1</b>	<b>-2</b>	<b>0</b>	<b>1</b>	<b>13</b>	<b>13</b>	<b>0</b>	<b>0</b>	<b>0</b>

FIELD GOALS	Qtr	Time	Dist	Result	
Spencer Shradler	3rd	04:52	16	GOOD	
Spencer Shradler	5	320	64.0	4	0

### FULL GAME

#### TULANE

#	Name	Solo	Ast	Total	Sacks-Yds	TFL-Yds	FF	FR-Yds	Int-Yds	BrUp	Blks	QBH
1	Nick Anderson	6	1	7	0-5.3	1-5.4	1	0-0	0-0	0	0	0
2	Dorian Williams	4	0	4	0-0.0	0-0.0	0	0-0	0-0	1	0	0
31	Larry Brooks	4	0	4	0-0.0	0-0.0	0	0-0	0-0	0	0	0
23	Lummie Young IV	3	0	3	0-0.0	0-0.0	0	0-0	0-0	0	0	0
35	Jesus Machado	2	1	3	0-0.0	0-0.0	0	0-0	0-0	0	0	0
90	Daveon Deal	2	2	2	0-0.0	0-0.0	0	0-0	0-0	0	0	0
91	Tylo Phillips	2	0	2	0-0.0	1-0.1	1	0-0	0-0	0	0	0
7	Lance Robinson	2	0	2	0-0.0	0-0.0	0	0-0	0-0	0	0	0
37	Macon Clark	2	0	2	0-0.0	0-0.0	1	0-0	0-0	0	0	0
TEAM	2	0	2	0-0.0	0-0.0	0	0-0	0-0	0-0	0	0	0
3	Angelo Anderson	1	1	2	0-5.3	0-5.3	0	0-0	0-0	0	0	0
94	Eric Hicks Jr.	1	0	1	0-0.0	0-0.0	0	0-0	0-0	0	0	0
0	Patrick Jenkins	1	0	1	0-0.0	1-0.1	0	0-0	0-0	0	0	0
6	Darius Hodges	1	0	1	0-0.0	0-0.0	0	0-0	0-0	0	0	0
2	Ducee Watts	1	0	1	0-0.0	0-0.0	0	0-0	0-0	0	0	0
70	Kameron Hamilton	1	0	1	0-0.0	0-0.0	0	0-0	0-0	0	0	0
19	Kilard Hamilton	1	0	1	0-0.0	0-0.0	0	0-0	0-0	0	0	0
55	Nash Taliancich	1	0	1	0-0.0	0-0.0	0	0-0	0-0	0	0	0
11	Jarius Monroe	0	1									

# GAME 8: HOUSTON 42, USF 27

TDECU STADIUM • HOUSTON, TEXAS

OCT. 29, 2022 • TBD • TBD

**HOUSTON, TEXAS** – Returning from a bye week with the first of back-to-back road games, USF headed to Houston where sophomore Katravis Marsh made his third career start in place of an injured Gerry Bohanon. Marsh led a USF offense that did not turn the ball over and scored on drives of 85, 76, 65 and 67 yards while posting 429 yards, the Bulls second-best offensive total on the year, and a season-high 12 explosive plays. USF led 14-7 in the first quarter after a pair of Brian Battie touchdown runs and 87 yards on the ground for the sophomore during the quarter. USF missed an opportunity to tack on more points with a missed 31-yard field goal and then saw Houston close the half with three straight touchdowns and take a 28-14 lead to the break. The Bulls stopped Houston on its first possession of the second half and then drove 65 yards to get within seven, 28-21, midway through the third quarter when Michel Dukes scored from 1-yard out. But, the Bulls couldn't keep pace with Cougar quarterback Clayton Tune who threw for 380 yards and four touchdowns and a Houston offense that produced two 100-yard receivers (Nathaniel Dell, 112; KeSean Carter, 102) and 490 yards. The Bulls scored on a late touchdown pass from Marsh to Chris Carter for the final margin. USF went 4-of-11 on third down and 1-4 on fourth while Houston was 7-of-11 and 0-1.

■ QB Katravis Marsh finished 24-of-34 for 275 yards and a TD, marking the best passing yards and completion percentage (71%) for a USF player on the year.

■ LB Dwayne Boyles led the Bulls' defensive effort for the fourth-straight game with 10 tackles, 1.5 TFL.

■ RB Brian Battie posted his third 100-yard rushing game on the year (106), netting 87 of those yards and two touchdowns in the first quarter before suffering a groin injury that slowed him.

■ WR Xavier Weaver caught seven passes for 84 yards with 56 yards after the catch.

### Quotable:

"Any time you put a new quarterback in there against a really good defense like Houston's it's going to be tough. But overall I felt like he managed the game pretty well for his first time against a defense like that. I really expect (Marsh) to build off his performance and continue to improve as we move forward." - **Jeff Scott**

FULL GAME	USF	HOU
<b>FIRST DOWNS</b>	25	23
Rushing	6	6
Passing	14	17
Penalty	5	0
<b>NET YARDS RUSHING</b>	154	103
Rushing Attempts	31	25
Average Per Rush	5.0	4.1
Rushing Touchdowns	3	2
Yards Gained Rushing	173	111
Yards Lost Rushing	19	8
<b>NET YARDS PASSING</b>	275	387
Completions-Attempts-Int	24-34-0	33-39-0
Average Per Attempt	8.1	9.9
Average Per Completion	11.5	11.7
Passing Touchdowns	1	4
<b>TOTAL OFFENSE YARDS</b>	429	490
Total offense plays	65	64
Average Gain Per Play	6.6	7.7
Fumbles: Number-Lost	1-0	2-1
Penalties: Number-Yards	1-15	10-95
<b>PUNTS-YARDS</b>	2-87	2-90
Average Yards Per Punt	43.5	45.0
Net Yards Per Punt	34	41
Inside 20	0	0
50+ Yards	0	0
Touchbacks	0	0
Fair catch	1	0
<b>KICKOFF-YARDS</b>	4-246	7-381
Average Yards Per Kickoff	61.5	54.4
Net Yards Per Kickoff	40.2	41.6
Touchbacks	2	3
Fair Catch Yards	0	0
Punt returns: Number-Yards-TD	2-8-0	1-0-0
Average Per Return	4.0	0.0
Kickoff returns: Number-Yds-TD	2-15-0	2-35-0
Average Per Return	7.5	17.5
Interceptions: Number-Yds-TD	0-0-0	0-0-0
Fumble Returns: Number-Yds-TD	0-0-0	0-0-0
Miscellaneous Yards	0	0
Possession Time	29:53	30:07
1st Quarter	07:01	07:59
2nd Quarter	06:27	08:33
3rd Quarter	09:32	05:28
4th Quarter	06:53	08:07
Third-Down Conversions	4-11	7-11
Fourth-Down Conversions	1-4	0-1
Red-Zone Scores-Chances	4-4	4-4
Touchdowns	4-4	4-4
Field goals	0-4	0-4
Sacks By: Number-Yards	0-0	3-12
PAT Kicks	3-3	6-6
2Pts Conversions	0-1	0-0
Field Goals	0-1	0-0
Points off Turnover	6	0

Team	1st	2nd	3rd	4th	Total
South Fla.	14	0	7	6	27
Houston	14	14	7	7	42

### SCORING SUMMARY

Qtr	Time	Scoring Play	V-H
1st	09:43	HOU - #1 N.Dell 1 yd pass from #3 C.Tune (#51 K.Ramsey kick), 7-65, 03:19	0-7
1st	06:48	USF - #21 B.Battie 13 yd rush (#32 S.Shrader kick), 5-85, 02:48	7-7
1st	03:34	USF - #21 B.Battie 20 yd rush (#32 S.Shrader kick), 4-76, 01:42	14-7
1st	00:26	HOU - #21 S.Sneed 8 yd rush (#51 K.Ramsey kick), 7-68, 03:00	14-14
2nd	09:46	HOU - #1 N.Dell 52 yd pass from #3 C.Tune (#51 K.Ramsey kick), 7-79, 02:27	14-21
2nd	00:55	HOU - #83 P.Sawyer 12 yd pass from #3 C.Tune (#51 K.Ramsey kick), 12-67, 05:57	14-28
3rd	07:14	USF - #2 M.Dukes 1 yd rush (#32 S.Shrader kick), 12-65, 05:44	21-28
3rd	03:48	HOU - #21 S.Sneed 12 yd rush (#51 K.Ramsey kick), 8-75, 03:26	21-35
4th	11:57	HOU - #8 K.Carter 28 yd pass from #3 C.Tune (#51 K.Ramsey kick), 3-46, 01:28	21-42
4th	01:05	USF - #88 C.Carter 2 yd pass from #12 K.Marsh (#67 D.Jacobs pass from #12 K.Marsh failed), 4-67, 00:43	27-42

### SOUTH FLA.

RUSHING	No.	Gain	Loss	Net	TD	LG	Avg
Brian Battie	12	106	0	106	2	37	8.8
Michel Dukes	5	22	1	21	1	19	4.2
Katravis Marsh	7	32	12	20	0	24	2.9
Kelley Joiner Jr.	4	8	0	8	0	3	2.0
Kwan Powell	2	5	0	5	0	3	2.5
Jimmy Horn Jr.	1	0	6	-6	0	0	-6.0
<b>Totals:</b>	<b>31</b>	<b>173</b>	<b>19</b>	<b>154</b>	<b>3</b>	<b>37</b>	<b>5.0</b>

PASSING	C-A-I	Yds	TD	Long	Sack
Katravis Marsh	24-34-0	275	1	40	3
<b>Totals:</b>	<b>24-34-0</b>	<b>275</b>	<b>1</b>	<b>40</b>	<b>3</b>

RECEIVING	TAR	No.	Yards	YAC	TD	Long
Xavier Weaver	12	7	84	56	0	30
Brian Battie	5	4	47	50	0	31
Jimmy Horn Jr.	6	4	39	27	0	29
Kelley Joiner Jr.	5	4	32	41	0	24
Omarion Dollison	1	1	40	5	0	40
Holden Willis	2	1	19	4	0	19
Michel Dukes	1	1	6	4	0	6
Khalife Brown	1	1	6	0	0	6
Chris Carter	1	1	2	1	1	2
<b>Totals:</b>	<b>34</b>	<b>24</b>	<b>275</b>	<b>188</b>	<b>1</b>	<b>40</b>

PUNTING	No.	Yds	Avg	Long	In20	TB
Colin McCreary	2	87	43.5	46	0	0
<b>Totals:</b>	<b>2</b>	<b>87</b>	<b>43.5</b>	<b>46</b>	<b>0</b>	<b>0</b>

RETURNS	Punt	Kickoff	Intercept						
	No	Yds	LG	No	Yds	LG	No	Yds	LG
Xavier Weaver	2	8	6	0	0	0	0	0	0
Brian Battie	0	0	0	2	15	15	0	0	0
<b>Totals:</b>	<b>2</b>	<b>8</b>	<b>6</b>	<b>2</b>	<b>15</b>	<b>15</b>	<b>0</b>	<b>0</b>	<b>0</b>

FIELD GOALS	Qtr	Time	Dist	Result	
Spencer Shrader	2nd	12:13	31	MISSED	
<b>KICKOFFS</b>	<b>No.</b>	<b>Yards</b>	<b>Avg</b>	<b>TB</b>	<b>OB</b>
Spencer Shrader	4	246	61.5	2	0

ALL-PURPOSE	Rush	Rcv	KR	PR	IR	TD	Total
Brian Battie	106	47	15	0	0	0	168
Xavier Weaver	0	84	0	0	0	0	84
Kelley Joiner Jr.	8	32	0	0	0	0	40
Omarion Dollison	0	40	0	0	0	0	40

**FUMBLES**  
 South Fla. - Brian Battie 1-0  
 Houston - Nathaniel Dell 1-0, Lucas Coley 1-1

### HOUSTON

RUSHING	No.	Gain	Loss	Net	TD	LG	Avg
Stacy Sneed	10	63	3	60	2	15	6.0
Brandon Campbell	6	25	0	25	0	13	4.2
Clayton Tune	3	19	0	19	0	8	6.3
Nathaniel Dell	1	3	0	3	0	3	3.0
Lucas Coley	1	1	0	1	0	1	1.0
TEAM	4	0	5	-5	0	0	-1.2
<b>Totals:</b>	<b>25</b>	<b>111</b>	<b>8</b>	<b>103</b>	<b>2</b>	<b>15</b>	<b>4.1</b>

PASSING	C-A-I	Yds	TD	Long	Sack
Clayton Tune	31-37-0	380	4	52	0
Lucas Coley	2-2-0	7	0	4	0
<b>Totals:</b>	<b>33-39-0</b>	<b>387</b>	<b>4</b>	<b>52</b>	<b>0</b>

RECEIVING	TAR	No.	Yards	YAC	TD	Long
Nathaniel Dell	11	9	112	76	2	52
KeSean Carter	8	7	102	38	1	28
Samuel Brown	8	6	86	25	0	32
Payton Sawyer	3	3	40	15	1	17
Stacy Sneed	3	3	13	24	0	5
C.J. Nelson	2	2	7	9	0	4
Brandon Campbell	2	2	6	13	0	7
Christian Trahan	1	1	21	3	0	21
<b>Totals:</b>	<b>38</b>	<b>33</b>	<b>387</b>	<b>203</b>	<b>4</b>	<b>52</b>

PUNTING	No.	Yds	Avg	Long	In20	TB
Laine Wilkins	2	90	45.0	48	0	0
<b>Totals:</b>	<b>2</b>	<b>90</b>	<b>45.0</b>	<b>48</b>	<b>0</b>	<b>0</b>

RETURNS	Punt	Kickoff	Intercept						
	No	Yds	LG	No	Yds	LG	No	Yds	LG
Jalen Emery	1	0	0	0	0	0	0	0	0
Jayce Rogers	0	0	0	2	35	28	0	0	0
<b>Totals:</b>	<b>1</b>	<b>0</b>	<b>0</b>	<b>2</b>	<b>35</b>	<b>28</b>	<b>0</b>	<b>0</b>	<b>0</b>

FIELD GOALS	Qtr	Time	Dist	Result	
<b>KICKOFFS</b>	<b>No.</b>	<b>Yards</b>	<b>Avg</b>	<b>TB</b>	<b>OB</b>
Bubba Baxa	4	260	65.0	3	0
Kyle Ramsey	3	121	40.3	0	0

ALL-PURPOSE	Rush	Rcv	KR	PR	IR	TD	Total
Nathaniel Dell	3	112	0	0	0	0	115
KeSean Carter	0	102	0	0	0	0	102
Samuel Brown	0	86	0	0	0	0	86
Stacy Sneed	60	13	0	0	0	0	73

### SOUTH FLA.

#	Name	Solo	Ast	Total	Sacks-Yds	TFL-Yds	FF	FR-Yds	Int-Yds	BrUp	Blks	QBH
11	Dwayne Boyles	7	3	10	0-0	1-5-2	0	0-0	0-0	0	0	1
8	DJ Gordon IV	6	2	8	0-0	0-0-0	1	0-0	0-0	0	0	0
1	Matthew Hill	4	2	6	0-0	0-0-0	0	0-0	0-0	0	0	0
7	Will Jones II	2	4	6	0-0	0-0-0	0	0-0	0-0	1	0	0
4	Christian Williams	3	2	5	0-0	0-0-0	0	0-0	0-0	0	0	0
16	Eddie Kelly	3	1	4	0-0	1-2-0	0	1-0	0-0	0	0	0
22	Mekhi LaPointe	3	1	4	0-0	0-0-0	1	0-0	0-0	0	0	0
33	Timarcus Simpson	2	0	2	0-0	0-0-0	0	0-0	0-0	0	0	0
0	Daquan Evans	1	1	2	0-0	0-0-0	0	0-0	0-0	0	0	0
9	Aamaris Brown	1	1	2	0-0	0-0-0	0	0-0	0-0	0	0	0
24	Mac Harris	0	2	2	0-0	0-0-0	0	0-0	0-0	0	0	0
13	Tramel Logan	0	2	2	0-0	0-5-0	0	0-0	0-0	0	0	1
40	Jason Vaughn	1	0	1	0-0	0-0-0	0	0-0	0-0	1	0	0
15	Jayden Curry	1	0	1	0-0	0-0-0	0	0-0	0-0	0	0	0
48	Andrew Beardall	0	1	1	0-0	0-0-0	0	0-0	0-0	0	0	0
10	Nick Bags	0	1	1	0-0	0-0-0						



# GAME 9: TEMPLE 54, USF 28

LINCOLN FINANCIAL FIELD • PHILADELPHIA, PA.

NOV. 5, 2022 • 2:00 PM • ESPN+

PHILADELPHIA, PA., – USF (1-8; 0-5 AAC) posted a strong offensive effort but could not stop Temple (3-6; 1-4 AAC) as the Owls posted 621 yards of offense to claim a 54-28 victory in Philadelphia. Brian Battie logged his fourth 100-yard rushing game of the season with 129 yards and Xavier Weaver recorded his third 100-yard receiving game of the year, catching six passes for a career-best 119 yards. Temple's Edward Saydee ran for 265 yards and three touchdowns and quarterback E.J. Warner passed for 344 yards and two touchdowns as the Owls scored on all 10 of their drives on the day. The Bulls' offense produced a season-best 471 yards with sophomore Katravis Marsh making his fourth career start, but also turned the ball over three times.

USF trailed 16-14 at the half after taking an early 7-0 lead, watching Temple score 16-straight points and then closing the half on a lightning fast, 25-second touchdown drive to cut the deficit to two. The second half opened with three long touchdown runs and a combined 21 points scored from both teams in the first four minutes, but Temple pulled away, outscoring USF 38-14 in the last 30 minutes.

Temple quickly extended its halftime lead when Saydee went 75 yards on the Owls' first play of the second half to make it 23-14. USF responded quickly when Jimmy Horn sprinted 55 yards on a handoff for a touchdown that pulled the Bulls back within two, 23-21. Temple came right back as Saydee broke a tackle in the backfield and raced 40-yards for a touchdown that put the Owls up 30-21 with 11:08 to play in the third quarter. Marsh hit Weaver for a big 63-yard gain and finished the drive with a two-yard toss to Holden Willis in the back of the endzone to cut the lead to 33-28. Temple came back again behind Saydee, this time on a short screen pass he took 61 yards to the USF24. Two plays later Warner hit Jose Barbon on a 21-yard fade for a touchdown that made it 40-28. On the Bulls next possession, they drove to the 49 before Marsh fumbled a handoff exchange and Temple recovered. Six plays later the Owls made it 47-28.

■ LB Dwayne Boyles led USF with 10 tackles.

■ Temple scored on all 10 of its possessions that didn't end with time running out in the half.

■ Brian Battie logged his fourth 100-yard rushing game of the season with 129 yards and Xavier Weaver recorded his third 100-yard receiving game of the year.

### Quoteable:

"It falls on one person, me. I'm in charge of everything. When it looks as bad as it does today, it's on nobody's shoulders but mine."

Head Coach Jeff Scott



Stadium: Lincoln Financial Field  
Attendance: 13862

FULL GAME	USF	TEM
<b>FIRST DOWNS</b>	21	28
Rushing	13	8
Passing	7	19
Penalty	1	1
<b>NET YARDS RUSHING</b>	281	277
Rushing Attempts	43	30
Average Per Rush	6.5	9.2
Rushing Touchdowns	1	4
Yards Gained Rushing	299	296
Yards Lost Rushing	18	19
<b>NET YARDS PASSING</b>	190	344
Completions-Attempts-Int	14-27-1	27-36-0
Average Per Attempt	7.0	9.6
Average Per Completion	13.6	12.7
Passing Touchdowns	3	2
<b>TOTAL OFFENSE YARDS</b>	471	621
Total offense plays	70	66
Average Gain Per Play	6.7	9.4
Fumbles: Number-Lost	2-2	1-0
Penalties: Number-Yards	3-18	8-47
<b>PUNTS-YARDS</b>	1-41	0-0
Average Yards Per Punt	41.0	0.0
Net Yards Per Punt	41	0
Inside 20	0	0
50+ Yards	0	0
Touchbacks	0	0
Fair catch	0	0
<b>KICKOFF-YARDS</b>	5-325	11-660
Average Yards Per Kickoff	65.0	60.0
Net Yards Per Kickoff	40.2	35.8
Touchbacks	4	2
Fair Catch Yards	0	0
Punt returns: Number-Yards-TD	0-0-0	0-0-0
Average Per Return	0.0	0.0
Kickoff returns: Number-Yards-TD	8-182-0	1-24-0
Average Per Return	22.8	24.0
Interceptions: Number-Yards-TD	0-0-0	1-0-0
Fumble Returns: Number-Yards-TD	0-0-0	1-11-0
Miscellaneous Yards	0	0
Possession Time	31:57	28:03
1st Quarter	11:36	03:24
2nd Quarter	03:30	11:30
3rd Quarter	07:59	07:01
4th Quarter	08:52	06:08
Third-Down Conversions	7-15	6-11
Fourth-Down Conversions	1-3	1-1
Red-Zone Scores-Chances	3-4	6-6
Touchdowns	3-4	2-6
Field goals	0-4	4-6
Sacks By: Number-Yards	0-0	1-4
PAT Kicks	4-4	6-6
2Pts Conversions	0-0	0-0
Field Goals	0-1	4-4
Points off Turnover	0	17

Team	1st	2nd	3rd	4th	Total
South Fla.	7	7	14	0	28
Temple	3	13	17	21	54

### SCORING SUMMARY

Qtr	Time	Scoring Play	V-H
1st	06:30	USF - #10 X.Weaver 10 yd pass from #12 K.Marsh (#32 S.Shrader kick), 15-75, 08:30	7-0
1st	03:06	TEM - #35 C.Price 32 yd FG, 9-62, 03:17	7-3
2nd	11:26	TEM - #35 C.Price 34 yd FG, 10-57, 03:34	7-6
2nd	04:07	TEM - #35 C.Price 32 yd FG, 12-42, 05:16	7-9
2nd	01:10	TEM - #28 D.Hubbard 4 yd rush (#35 C.Price kick), 7-67, 02:03	7-16
2nd	00:37	USF - #10 X.Weaver 11 yd pass from #12 K.Marsh (#32 S.Shrader kick), 4-48, 00:25	14-16
3rd	14:48	TEM - #23 E.Saydee 75 yd rush (#35 C.Price kick), 1-75, 00:12	14-23
3rd	13:31	USF - #5 J.Horn Jr. 55 yd rush (#32 S.Shrader kick), 3-80, 01:13	21-23
3rd	11:08	TEM - #23 E.Saydee 40 yd rush (#35 C.Price kick), 7-75, 02:23	21-30
3rd	02:50	TEM - #35 C.Price 35 yd FG, 10-52, 03:35	21-33
3rd	00:51	USF - #23 H.Willis 2 yd pass from #12 K.Marsh (#32 S.Shrader kick), 4-70, 01:52	28-33
4th	14:22	TEM - #10 J.Barbon 21 yd pass from #13 E.Warner (#35 C.Price kick), 3-75, 01:29	28-40
4th	09:10	TEM - #5 A.Sanders 8 yd pass from #13 E.Warner (#35 C.Price kick), 6-44, 03:18	28-47
4th	06:02	TEM - #23 E.Saydee 27 yd rush (#35 C.Price kick), 3-38, 01:38	28-54

### SOUTH FLA.

RUSHING										
	No.	Gain	Loss	Net	TD	LG	Avg			
Brian Battie	19	132	3	129	0	18	6.8			
Jimmy Horn Jr.	2	55	4	51	1	55	25.5			
Jason Albritton	4	40	0	40	0	18	10.0			
K'wan Powell	2	28	0	28	0	23	14.0			
Kelley Joiner Jr.	4	15	0	15	0	8	3.8			
Katravis Marsh	4	19	5	14	0	9	3.5			
Michel Dukes	5	9	1	8	0	7	1.6			
Byrum Brown	3	1	5	-4	0	1	-1.3			
<b>Totals:</b>	<b>43</b>	<b>299</b>	<b>18</b>	<b>281</b>	<b>1</b>	<b>55</b>	<b>6.5</b>			

PASSING					
	C-A-I	Yds	TD	Long	Sack
Katravis Marsh	11-22-1	176	3	63	0
Michel Dukes	3-3-0	14	0	18	0
Byrum Brown	0-2-0	0	0	0	1
<b>Totals:</b>	<b>14-27-1</b>	<b>190</b>	<b>3</b>	<b>63</b>	<b>1</b>

RECEIVING										
	TAR	No.	Yards	YAC	TD	Long				
Xavier Weaver	12	6	119	61	2	63				
Kelley Joiner Jr.	2	2	-4	5	0	0				
Sean Atkins	1	1	19	5	0	19				
Jimmy Horn Jr.	4	1	18	3	0	18				
Michel Dukes	1	1	14	18	0	14				
Omarion Dollison	1	1	13	3	0	13				
Yusuf Terry	3	1	9	0	0	9				
Holden Willis	2	1	2	0	1	2				
Khalife Brown	1	0	0	0	0	0				
<b>Totals:</b>	<b>27</b>	<b>14</b>	<b>190</b>	<b>95</b>	<b>3</b>	<b>63</b>				

PUNTING										
	No.	Yds	Avg	Long	In20	TB				
Colin McCreary	1	41	41.0	41	0	0				
<b>Totals:</b>	<b>1</b>	<b>41</b>	<b>41.0</b>	<b>41</b>	<b>0</b>	<b>0</b>				

RETURNS										
	Punt	Kickoff	Intercept							
	No	Yds	LG	No	Yds	LG	No	Yds	LG	
Jason Albritton	0	0	0	1	18	18	0	0	0	
Brian Battie	0	0	0	7	164	48	0	0	0	
<b>Totals:</b>	<b>0</b>	<b>0</b>	<b>0</b>	<b>8</b>	<b>182</b>	<b>48</b>	<b>0</b>	<b>0</b>	<b>0</b>	

FIELD GOALS					
	Qtr	Time	Dist	Result	
Spencer Shrader	1st	00:00	44	MISSED	

KICKOFFS											
	No.	Yards	Avg	TB	OB						
	ALL-PURPOSE	Rush	Rcv	KR	PR	IR	Total				
Brian Battie	129	0	164	0	0	0	293				
Xavier Weaver	0	119	0	0	0	0	119				
Jimmy Horn Jr.	51	18	0	0	0	0	69				
Jason Albritton	40	0	18	0	0	0	58				

FUMBLES  
South Fla. - Katravis Marsh 1-1, Kelley Joiner Jr. 1-1

### TEMPLE

RUSHING										
	No.	Gain	Loss	Net	TD	LG	Avg			
Edward Saydee	24	272	7	265	3	75	11.0			
Darvon Hubbard	4	24	0	24	1	14	6.0			
TEAM	2	0	12	-12	0	0	-6.0			
<b>Totals:</b>	<b>30</b>	<b>296</b>	<b>19</b>	<b>277</b>	<b>4</b>	<b>75</b>	<b>9.2</b>			

PASSING					
	C-A-I	Yds	TD	Long	Sack
E.J. Warner	27-36-0	344	2	61	0
<b>Totals:</b>	<b>27-36-0</b>	<b>344</b>	<b>2</b>	<b>61</b>	<b>0</b>

RECEIVING										
	TAR	No.	Yards	YAC	TD	Long				
Jose Barbon	8	8	103	16	1	21				
Amad Anderson Jr.	6	5	54	43	0	24				
Edward Saydee	4	4	69	74	0	61				
Adonias Sanders	6	4	45	9	1	18				
Jordan Smith	3	3	35	20	0	17				
David Martin-Robinson	2	2	35	34	0	18				
Darvon Hubbard	1	1	3	9	0	3				
Zae Baines	4	0	0	0	0	0				
D'wan Mathis	1	0	0	0	0	0				
Kweisi Evans	1	0	0	0	0	0				
<b>Totals:</b>	<b>36</b>	<b>27</b>	<b>344</b>	<b>205</b>	<b>2</b>	<b>61</b>				

PUNTING										
	No.	Yds	Avg	Long	In20	TB				
<b>Totals:</b>	<b>0</b>	<b>0</b>	<b>0.0</b>	<b>0</b>	<b>0</b>	<b>0</b>				

RETURNS										
	Punt	Kickoff	Intercept							
	No	Yds	LG	No	Yds	LG	No	Yds	LG	
Corey Cuscut-Palmer	0	0	0	1	24	24	0	0	0	
Alex Odum	0	0	0	1	0	0	0	0	0	
<b>Totals:</b>	<b>0</b>	<b>0</b>	<b>0</b>	<b>2</b>	<b>24</b>	<b>24</b>	<b>1</b>	<b>0</b>	<b>0</b>	

FIELD GOALS					
	Qtr	Time	Dist	Result	
Camden Price	1st	03:06	32	GOOD	
Camden Price	2nd	11:26	34	GOOD	
Camden Price	2nd	04:07	32	GOOD	
Camden Price	3rd	02:50	35	GOOD	

KICKOFFS											
	No.	Yards	Avg	TB	OB						
	ALL-PURPOSE	Rush	Rcv	KR	PR	IR	Total				
Rory Bell	11	660	60.0	2	1						
Edward Saydee	265	69	0	0	0	334					
Jose Barbon	0	103	0	0	0	103					
Amad Anderson Jr.	0	54	0	0	0	54					
Adonias Sanders	0	45	0	0	0	45					

### SOUTH FLA.

#	Name	Solo	Ast	Total	Sacks-Yds	TFL-Yds	FF	FR-Yds	Int-Yds	BrUp	Blks	QBH
11	Dwayne Boyles	6	4	10	0-0-0	0-0-0	0	0-0-0	0-0-0	0	0	0
8	DJ Gordon IV	6	3	9	0-0-0	0-0-0	0	0-0-0	0-0-0	0	0	0
4	Christian Williams	4	2	6	0-0-0	0-0-0	0	0-0-0	0-0-0	0	0	0
6	Rashawn Yates											



2022-23 South Fla. Football  
Overall Team Statistics  
All games

Team Statistics

	USF	OPP
<b>Scoring</b>	<b>232</b>	<b>359</b>
Points per game	25.8	39.9
Points Off Turnovers	38	62
<b>First Downs</b>	<b>166</b>	<b>226</b>
Rushing	79	89
Passing	76	126
Penalty	11	11
<b>Rushing Yardage</b>	<b>1639</b>	<b>1926</b>
Yards gained rushing	1799	2115
Yards lost rushing	160	189
Rushing attempts	315	326
Average per rush	5.2	5.9
Average per game	182.1	214.0
TDs Rushing	18	26
<b>Passing Yardage</b>	<b>1733</b>	<b>2600</b>
Comp-Att-Int	140-247-7	212-292-6
Average per pass	7.0	8.9
Average per catch	12.4	12.3
Average per game	192.6	288.9
TDs Passing	12	19
<b>Total offense</b>	<b>3372</b>	<b>4526</b>
Total plays	562	618
Average per play	6.0	7.3
Average per game	374.7	502.9
<b>Kick returns: #-Yards</b>	<b>35-798</b>	<b>5-101</b>
<b>Punt returns: #-Yards</b>	<b>10-67</b>	<b>7-77</b>
<b>Int returns: #-Yards</b>	<b>6-49</b>	<b>7-74</b>
<b>Kick return average</b>	<b>22.8</b>	<b>20.2</b>
<b>Punt return average</b>	<b>6.7</b>	<b>11.0</b>
<b>Int return average</b>	<b>8.2</b>	<b>10.6</b>
<b>Fumbles-Lost</b>	<b>14-7</b>	<b>12-7</b>
<b>Penalties-Yards</b>	<b>39-311</b>	<b>49-406</b>
Average per game	34.6	45.1
<b>Punts-Yards</b>	<b>34-1416</b>	<b>21-858</b>
Average per punt	41.6	40.9
Net punt average	38.2	37.7
<b>Kickoffs-Yards</b>	<b>44-2850</b>	<b>66-3945</b>
Average per kick	64.8	59.8
Net kick average	40.3	37.7
<b>Time of possession / game</b>	<b>28:44</b>	<b>31:16</b>
<b>3rd-down conversion</b>	<b>44/114</b>	<b>51/110</b>
3rd-down pct	39%	46%
<b>4rd-down conversion</b>	<b>10/22</b>	<b>13/19</b>



**2022-23 South Fla. Football  
Overall Team Statistics  
All games**

	<b>USF</b>	<b>OPP</b>
4rd-down pct	45%	68%
<b>Sacks by-Yards</b>	<b>13-63</b>	<b>10-58</b>
<b>Misc Yards</b>	<b>0</b>	<b>0</b>
<b>Touchdowns scored</b>	<b>31</b>	<b>47</b>
<b>Field goals - attempts</b>	<b>5-9</b>	<b>10-12</b>
<b>On-Side kicks</b>	<b>0-0</b>	<b>0-0</b>
<b>Red-zone scores</b>	<b>(26-31) 84%</b>	<b>(35-43) 81%</b>
<b>Red-zone touchdowns</b>	<b>(22-31) 71%</b>	<b>(25-43) 58%</b>
<b>PAT-attempts</b>	<b>(29-29) 100%</b>	<b>(45-46) 98%</b>
<b>2-point conversion-attempts</b>	<b>(1-2) 50%</b>	<b>(0-1) 0%</b>
<b>Attendance</b>	<b>91128</b>	<b>206380</b>
Games / Avg per game	3/30376	5/41276
Neutral site games	-	1/3708

**Score by Periods**

<b>Team</b>	<b>1st</b>	<b>2nd</b>	<b>3rd</b>	<b>4th</b>	<b>OT</b>	<b>TOT</b>
South Fla.	45	55	81	51	0	232
Opponents	93	120	71	75	0	359





**2022-23 South Fla. Football  
Opponent Match Highs  
All games**

**Opponent - Game Highs**

<b>RUSHES</b>	51	Tulane (10/15/2022)
<b>YARDS RUSHING</b>	312	BYU (09/03/2022)
<b>YARDS PER RUSH</b>	9.2	at Temple (11/05/2022)
<b>TD RUSHES</b>	4 4 4	at Temple (11/05/2022) Tulane (10/15/2022) at Louisville (09/24/2022)
<b>PASS ATTEMPTS</b>	41	vs East Carolina (N) (10/01/2022)
<b>PASS COMPLETIONS</b>	33	at Houston (10/29/2022)
<b>YARDS PASSING</b>	465	vs East Carolina (N) (10/01/2022)
<b>YARDS PER PASS</b>	11.3	vs East Carolina (N) (10/01/2022)
<b>TD PASSES</b>	6	vs East Carolina (N) (10/01/2022)
<b>TOTAL PLAYS</b>	87	Tulane (10/15/2022)
<b>TOTAL OFFENSE</b>	621	at Temple (11/05/2022)
<b>YARDS PER PLAY</b>	9.4	at Temple (11/05/2022)
<b>POINTS</b>	54	at Temple (11/05/2022)
<b>SACKS BY</b>	3 3	at Houston (10/29/2022) at Louisville (09/24/2022)
<b>FIRST DOWNS</b>	30	Tulane (10/15/2022)
<b>PENALTIES</b>	10	at Houston (10/29/2022)
<b>PENALTY YARDS</b>	95	at Houston (10/29/2022)
<b>TURNOVERS</b>	3	Howard (09/10/2022)
<b>PUNTS</b>	3 3 3 3 3	Tulane (10/15/2022) at Cincinnati (10/08/2022) vs East Carolina (N) (10/01/2022) at Louisville (09/24/2022) Howard (09/10/2022)
<b>PUNTING AVG</b>	45.0	at Houston (10/29/2022)
<b>LONG PUNT</b>	54	at Florida (09/17/2022)
<b>PUNTS INSIDE 20</b>	3	at Cincinnati (10/08/2022)
<b>LONG PUNT RETURN</b>	60	vs East Carolina (N) (10/01/2022)



**2022-23 South Fla. Football  
Individual Game Highs  
All games**

**South Fla. - Individual Game Highs**

<b>RUSHES</b>	23	Brian Battie at Cincinnati (10/08/2022)
<b>YARDS RUSHING</b>	150	Brian Battie at Florida (09/17/2022)
<b>TD RUSHES</b>	2 2 2	Brian Battie at Houston (10/29/2022) Michel Dukes vs Howard (09/10/2022) Jaren Mangham vs Howard (09/10/2022)
<b>LONG RUSH</b>	60	Brian Battie vs Howard (09/10/2022)
<b>PASS ATTEMPTS</b>	34	Katravis Marsh at Houston (10/29/2022)
<b>PASS COMPLETIONS</b>	24	Katravis Marsh at Houston (10/29/2022)
<b>YARDS PASSING</b>	275	Katravis Marsh at Houston (10/29/2022)
<b>TD PASSES</b>	3 3	Katravis Marsh at Temple (11/05/2022) Gerry Bohanon vs East Carolina (N) (10/01/2022)
<b>LONG PASS</b>	91	Gerry Bohanon vs East Carolina (N) (10/01/2022)
<b>RECEPTIONS</b>	8 8	Jimmy Horn Jr. vs East Carolina (N) (10/01/2022) Xavier Weaver at Florida (09/17/2022)
<b>YARDS RECEIVING</b>	180	Jimmy Horn Jr. vs East Carolina (N) (10/01/2022)
<b>TD RECEPTIONS</b>	2 2 2	Xavier Weaver at Temple (11/05/2022) Xavier Weaver at Cincinnati (10/08/2022) Jimmy Horn Jr. vs East Carolina (N) (10/01/2022)
<b>LONG RECEPTION</b>	91	Jimmy Horn Jr. vs East Carolina (N) (10/01/2022)
<b>PUNTS</b>	6 6	Colin McCreary vs Tulane (10/15/2022) Andrew Stokes at Louisville (09/24/2022)
<b>PUNTING AVG</b>	51.0	Colin McCreary at Louisville (09/24/2022)
<b>LONG PUNT</b>	54	Colin McCreary vs East Carolina (N) (10/01/2022)
<b>PUNTS INSIDE 20</b>	3	Andrew Stokes at Louisville (09/24/2022)
<b>LONG PUNT RETURN</b>	20	Xavier Weaver at Florida (09/17/2022)
<b>LONG KICKOFF RETURN</b>	89	Jimmy Horn Jr. vs BYU (09/03/2022)
<b>TACKLES</b>	15	Dwayne Boyles vs Tulane (10/15/2022)
<b>SACKS</b>	3	Jason Vaughn vs Tulane (10/15/2022)
<b>TACKLES FOR LOSS</b>	3 3	Jason Vaughn vs Tulane (10/15/2022) DJ Gordon IV at Louisville (09/24/2022)



2022-23 South Fla. Football  
Red-Zone Results  
All games

South Fla. Inside Opponent Red-Zone

Date	Opponent	Score	Times In RZ	Times Scored	Total		Rush TDs	Pass TDs	FGs Made	Failed to score inside RZ					
					Pts	TDs				FGA	Down	Int	Fumb	Half	Game
09/03/2022	BYU	L 21-50	3	2	14	2	2	0	0	0	1	0	0	0	0
09/10/2022	Howard	W 42-20	4	4	28	4	4	0	0	0	0	0	0	0	0
09/17/2022	at Florida	L 28-31	5	4	25	3	3	0	1	2	0	0	0	0	0
09/24/2022	at Louisville	L 3-41	1	1	3	0	0	0	1	1	0	0	0	0	0
10/01/2022	vs East Carolina	L 28-48	4	2	14	2	1	1	0	0	1	0	1	0	0
10/08/2022	at Cincinnati	L 24-28	3	3	17	2	0	2	1	1	0	0	0	0	0
10/15/2022	Tulane	L 31-45	3	3	17	2	0	2	1	1	0	0	0	0	0
10/29/2022	at Houston	L 27-42	4	4	27	4	3	1	0	0	0	0	0	0	0
11/05/2022	at Temple	L 28-54	4	3	21	3	0	3	0	0	1	0	0	0	0
<b>Totals 26 of 31 (83.9%)</b>			<b>31</b>	<b>26</b>	<b>166</b>	<b>22</b>	<b>13</b>	<b>9</b>	<b>4</b>	<b>5</b>	<b>3</b>	<b>0</b>	<b>1</b>	<b>0</b>	<b>0</b>

Opponents Inside South Fla. Red-Zone

Date	Opponent	Score	Times In RZ	Times Scored	Total		Rush TDs	Pass TDs	FGs Made	Failed to score inside RZ					
					Pts	TDs				FGA	Down	Int	Fumb	Half	Game
09/03/2022	BYU	L 21-50	5	4	20	2	1	1	2	2	0	1	0	0	0
09/10/2022	Howard	W 42-20	3	2	13	2	2	0	0	0	0	0	1	0	0
09/17/2022	Florida	L 28-31	4	3	17	2	2	0	1	1	0	1	0	0	0
09/24/2022	Louisville	L 3-41	5	4	20	2	2	0	2	2	1	0	0	0	0
10/01/2022	East Carolina	L 28-48	5	4	27	4	1	3	0	0	0	0	0	0	1
10/08/2022	Cincinnati	L 24-28	3	2	14	2	1	1	0	0	1	0	0	0	0
10/15/2022	Tulane	L 31-45	8	6	38	5	3	2	1	1	1	0	0	0	1
10/29/2022	Houston	L 27-42	4	4	28	4	2	2	0	0	0	0	0	0	0
11/05/2022	Temple	L 28-54	6	6	26	2	1	1	4	4	0	0	0	0	0
<b>Totals 35 of 43 (81.4%)</b>			<b>43</b>	<b>35</b>	<b>203</b>	<b>25</b>	<b>15</b>	<b>10</b>	<b>10</b>	<b>10</b>	<b>3</b>	<b>2</b>	<b>1</b>	<b>0</b>	<b>2</b>





**2022-23 South Fla. Football  
Team Game-by-Game  
All games**

Date	Opponent	Rushing				Receiving				Passing				Kick Returns				Punt Returns				tot off		
		no.	yds	td	lg	no.	yds	td	lg	cmp	att	int	yds	td	lg	no.	yds	td	lg	no.	yds		td	lg
09/03/2022	BYU	26	121	2	13	17	172	0	50	17	30	1	172	0	50	8	239	1	89	0	0	0	0	293
09/10/2022	Howard	27	205	6	60	17	219	0	39	17	28	1	219	0	39	3	83	0	32	2	14	0	8	424
09/17/2022	at Florida	46	286	3	51	12	116	0	20	12	28	2	116	0	20	4	93	0	28	1	20	0	20	402
09/24/2022	at Louisville	35	48	0	37	13	110	0	21	13	28	2	110	0	21	2	42	0	42	2	11	0	6	158
10/01/2022	vs East Carolina	36	202	1	22	18	253	3	91	18	28	0	253	3	91	5	107	0	34	2	16	0	9	455
10/08/2022	at Cincinnati	43	224	1	59	11	139	2	33	11	21	0	139	2	33	2	24	0	16	0	0	0	0	363
10/15/2022	Tulane	28	118	1	33	14	259	3	73	14	23	0	259	3	73	1	13	0	13	1	-2	0	0	377
10/29/2022	at Houston	31	154	3	37	24	275	1	40	24	34	0	275	1	40	2	15	0	15	2	8	0	6	429
11/05/2022	at Temple	43	281	1	55	14	190	3	63	14	27	1	190	3	63	8	182	0	48	0	0	0	0	471
<b>South Fla.</b>		<b>315</b>	<b>1639</b>	<b>18</b>	<b>60</b>	<b>140</b>	<b>1733</b>	<b>12</b>	<b>91</b>	<b>140</b>	<b>247</b>	<b>7</b>	<b>1733</b>	<b>12</b>	<b>91</b>	<b>35</b>	<b>798</b>	<b>1</b>	<b>89</b>	<b>10</b>	<b>67</b>	<b>0</b>	<b>20</b>	<b>3372</b>
<b>Opponents</b>		<b>326</b>	<b>1926</b>	<b>26</b>	<b>75</b>	<b>212</b>	<b>2600</b>	<b>19</b>	<b>74</b>	<b>212</b>	<b>292</b>	<b>6</b>	<b>2600</b>	<b>19</b>	<b>74</b>	<b>5</b>	<b>101</b>	<b>0</b>	<b>29</b>	<b>7</b>	<b>77</b>	<b>0</b>	<b>60</b>	<b>4526</b>

**South Fla. Averages**

Games	Avg/ rush	Avg/ catch	Pass effic	KR avg	PR avg	All purpose avg/game	Total offense avg/game
9	5.2	12.4	126.0	22.8	6.7	476.2	374.7

Date	Opponent	Tackles			Sacks	Fumble	Pass Defense			blkd	PAT attempts			off				
		ua	a	total	tfl-yds	no	fr	fr-yds	int-yds	qbh	brup	kick	kick	rush	rcv	saf	t/o	pts
09/03/2022	BYU	47	18	65	7.0-19	1-1	1	0-0	1-12	1	2	0	3-3	0	0	0	0	21
09/10/2022	Howard	51	28	79	11.0-55	3-17	2	2-0	1-0	0	1	0	6-6	0	0	0	21	42
09/17/2022	at Florida	20	26	46	4.0-10	1-4	0	0-0	2-37	3	0	0	2-2	0	1	0	8	28
09/24/2022	at Louisville	44	34	78	5.0-12	1-5	2	2-12	0-0	2	5	0	0-0	0	0	0	0	3
10/01/2022	vs East Carolina	39	28	67	7.0-21	1-8	1	1-0	0-0	1	0	0	4-4	0	0	0	0	28
10/08/2022	at Cincinnati	29	34	63	4.0-19	2-15	1	0-0	2-0	1	3	0	3-3	0	0	0	3	24
10/15/2022	Tulane	57	22	79	8.0-23	4-13	1	1-0	0-0	0	5	0	4-4	0	0	0	0	31
10/29/2022	at Houston	34	26	60	3.0-4	0-0	2	1-0	0-0	4	2	0	3-3	0	0	0	6	27
11/05/2022	at Temple	37	28	65	1.0-7	0-0	0	0-0	0-0	1	0	0	4-4	0	0	0	0	28
<b>South Fla.</b>		<b>358</b>	<b>244</b>	<b>602</b>	<b>50.0-170</b>	<b>13-63</b>	<b>10</b>	<b>7-12</b>	<b>6-49</b>	<b>13</b>	<b>18</b>	<b>0</b>	<b>29-29</b>	<b>0</b>	<b>1</b>	<b>0</b>	<b>38</b>	<b>232</b>
<b>Opponents</b>		<b>327</b>	<b>248</b>	<b>575</b>	<b>48.0-143</b>	<b>10-58</b>	<b>9</b>	<b>7-18</b>	<b>7-74</b>	<b>19</b>	<b>19</b>	<b>0</b>	<b>45-46</b>	<b>0</b>	<b>0</b>	<b>1</b>	<b>62</b>	<b>359</b>

Date	Opponent	Punting							Field Goals			Kickoffs						
		no.	yds	avg	long	blkd	tb	fc	50+	i20	md-att	long	blkd	no.	yds	avg	tb	ob
09/03/2022	BYU	4	164	41.0	52	0	0	2	1	1	0-0	0	0	5	334	66.8	3	0
09/10/2022	Howard	3	125	41.7	52	0	1	1	1	0	0-1	0	0	7	455	65.0	7	0
09/17/2022	at Florida	1	32	32.0	32	0	0	0	0	1	2-3	49	0	6	390	65.0	6	0
09/24/2022	at Louisville	7	306	43.7	51	0	0	2	2	3	1-1	37	0	2	130	65.0	2	0
10/01/2022	vs East Carolina	5	222	44.4	54	0	0	3	1	0	0-0	0	0	5	325	65.0	5	0
10/08/2022	at Cincinnati	5	177	35.4	39	0	0	4	0	0	1-1	21	0	5	325	65.0	5	0
10/15/2022	Tulane	6	262	43.7	52	0	0	4	1	2	1-1	16	0	5	320	64.0	4	0
10/29/2022	at Houston	2	87	43.5	46	0	0	1	0	0	0-1	0	0	4	246	61.5	2	0
11/05/2022	at Temple	1	41	41.0	41	0	0	0	0	0	0-1	0	0	5	325	65.0	4	0
<b>South Fla.</b>		<b>34</b>	<b>1416</b>	<b>41.6</b>	<b>54</b>	<b>0</b>	<b>1</b>	<b>17</b>	<b>6</b>	<b>7</b>	<b>5-9</b>	<b>49</b>	<b>0</b>	<b>44</b>	<b>2850</b>	<b>64.8</b>	<b>38</b>	<b>0</b>
<b>Opponents</b>		<b>21</b>	<b>858</b>	<b>40.9</b>	<b>54</b>	<b>0</b>	<b>0</b>	<b>6</b>	<b>3</b>	<b>10</b>	<b>10-12</b>	<b>39</b>	<b>0</b>	<b>66</b>	<b>3945</b>	<b>59.8</b>	<b>24</b>	<b>2</b>



2022-23 South Fla. Football  
Overall Defense Statistics  
All games

Team Defense

##	Player	gp	Tackles				tfl/yds	Sacks no-yds	Pass defense			Fumbles		blkd	
			ua	a	tot				int-yds	brup	qbh	fr-yds	ff	kick	saf
11	Dwayne Boyles	9	48	33	81	9-16	1-3	1-37	2	2	.	2	.	.	
8	DJ Gordon IV	8	33	22	55	5.5-8	.	.	.	1	.	2	.	.	
22	Mekhi LaPointe	8	29	11	40	2-7	1-4	1-12	1	.	.	1	.	.	
33	Timarcus Simpson	9	29	8	37	1-21	.	.	.	.	.	2	.	.	
4	Christian Williams	7	19	11	30	1-1	.	.	2	.	.	.	.	.	
1	Matthew Hill	8	14	14	28	1-6	.	1-0	.	1	1-12	1	.	.	
23	Davon Hicks	8	15	12	27	2.5-13	.	.	.	1	.	.	.	.	
13	Tramel Logan	9	13	14	27	4.5-13	0.5-3	.	2	1	.	.	.	.	
2	TJ Robinson	7	18	8	26	0.5-1	.	.	1	1	.	.	.	.	
15	Jayden Curry	9	12	12	24	.	.	1-0	.	1	2-0	.	.	.	
9	Aamaris Brown	9	14	8	22	.	.	2-0	4	.	.	.	.	.	
5	Antonio Grier	4	12	9	21	0.5-1	.	.	.	.	.	.	.	.	
16	Eddie Kelly	9	8	11	19	1.5-2	.	.	1	1	1-0	.	.	.	
7	Will Jones II	9	10	9	19	1-4	.	.	2	.	.	.	.	.	
40	Jason Vaughn	9	16	3	19	7-32	5-24	.	1	1	.	.	.	.	
28	Jatorian Hansford	8	9	9	18	5-17	2.5-12	.	.	.	1-0	2	.	.	
90	Rashad Cheney Jr.	6	7	9	16	3-5	.	.	.	1	.	.	.	.	
6	Rashawn Yates	7	7	5	12	.	.	.	1	.	1-0	.	.	.	
0	Daquan Evans	4	6	5	11	.	.	.	.	.	.	.	.	.	
99	Darrien Grant	9	2	5	7	.	.	.	.	.	.	.	.	.	
24	Mac Harris	8	2	5	7	.	.	.	.	.	.	.	.	.	
21	Jaelen Stokes	5	4	3	7	1-5	1-5	.	.	.	.	.	.	.	
17	Jhalyn Shuler	7	3	3	6	1-3	.	.	.	.	.	.	.	.	
10	Nick Bags	8	.	5	5	.	.	.	.	.	.	.	.	.	
19	Jonathan Ross	7	3	1	4	1-7	1-7	.	.	1	.	.	.	.	
12	Ben Knox	9	4	.	4	.	.	.	.	.	.	.	.	.	
34	Joshua Green	9	2	2	4	1-3	.	.	.	.	.	.	.	.	
29	Brian Norris	3	2	1	3	.	.	.	.	.	.	.	.	.	
18	Ray Thornton III	3	1	2	3	.	.	.	1	.	.	.	.	.	
45	CJ Ross	6	1	1	2	.	.	.	.	.	.	.	.	.	
37	Logan Berryhill	8	2	.	2	.	.	.	.	.	.	.	.	.	
4	Omarion Dollison	8	2	.	2	.	.	.	.	.	.	.	.	.	
53	De'Juan Sease	5	1	1	2	.	.	.	.	.	.	.	.	.	
21	Brian Battie	9	1	.	1	.	.	.	.	.	1-0	.	.	.	
12	Katravis Marsh	5	1	.	1	.	.	.	.	.	.	.	.	.	
14	Dequan Stanley	4	1	.	1	.	.	.	.	.	.	.	.	.	
38	Sean Atkins	8	1	.	1	.	.	.	.	.	.	.	.	.	
94	Keeon Terrell	1	1	.	1	1-5	1-5	.	.	.	.	.	.	.	
48	Andrew Beardall	9	.	1	1	.	.	.	.	.	.	.	.	.	
42	Lewai Mitchell	1	.	1	1	.	.	.	.	.	.	.	.	.	
22	K'wan Powell	6	.	.	.	.	.	.	.	1	.	.	.	.	



2022-23 South Fla. Football  
Overall Defense Statistics  
All games

Page 2/2  
as of Nov 06, 2022

##	Player	gp	Tackles				Sacks	Pass defense			Fumbles		blkd	
			ua	a	tot	tfl/yds	no-yds	int-yds	brup	qbh	fr-yds	ff	kick	saf
	<b>Totals</b>	<b>9</b>	<b>358</b>	<b>244</b>	<b>602</b>	<b>50-170</b>	<b>13-63</b>	<b>6-49</b>	<b>18</b>	<b>13</b>	<b>7-12</b>	<b>10</b>	<b>0</b>	<b>0</b>
	Opponents	9	327	248	575	48-143	10-58	7-74	19	19	7-18	9	0	1





**2022-23 South Fla. Football  
Team Match Lows  
All games**

**South Fla. - Game Lows**

<b>RUSHES</b>	26	BYU (09/03/2022)
<b>YARDS RUSHING</b>	48	at Louisville (09/24/2022)
<b>YARDS PER RUSH</b>	1.4	at Louisville (09/24/2022)
<b>TD RUSHES</b>	0	at Louisville (09/24/2022)
<b>PASS ATTEMPTS</b>	21	at Cincinnati (10/08/2022)
<b>PASS COMPLETIONS</b>	11	at Cincinnati (10/08/2022)
<b>YARDS PASSING</b>	110	at Louisville (09/24/2022)
<b>YARDS PER PASS</b>	3.9	at Louisville (09/24/2022)
<b>TD PASSES</b>	0	at Florida (09/17/2022)
	0	at Louisville (09/24/2022)
	0	Howard (09/10/2022)
	0	BYU (09/03/2022)
<b>TOTAL PLAYS</b>	51	Tulane (10/15/2022)
<b>TOTAL OFFENSE</b>	158	at Louisville (09/24/2022)
<b>YARDS PER PLAY</b>	2.5	at Louisville (09/24/2022)
<b>POINTS</b>	3	at Louisville (09/24/2022)
<b>SACKS BY</b>	0	at Temple (11/05/2022)
	0	at Houston (10/29/2022)
<b>FIRST DOWNS</b>	11	at Louisville (09/24/2022)
<b>PENALTIES</b>	1	at Houston (10/29/2022)
<b>PENALTY YARDS</b>	15	at Houston (10/29/2022)
	15	at Cincinnati (10/08/2022)
<b>INTERCEPTIONS BY</b>	0	at Temple (11/05/2022)
	0	at Houston (10/29/2022)
	0	Tulane (10/15/2022)
	0	vs East Carolina (N) (10/01/2022)
	0	at Louisville (09/24/2022)
<b>PUNTS</b>	1	at Florida (09/17/2022)
	1	at Temple (11/05/2022)
<b>PUNTING AVG</b>	32.0	at Florida (09/17/2022)
<b>LONG PUNT</b>	32	at Florida (09/17/2022)
<b>PUNTS INSIDE 20</b>	0	at Temple (11/05/2022)
	0	at Houston (10/29/2022)
	0	at Cincinnati (10/08/2022)
	0	vs East Carolina (N) (10/01/2022)
	0	Howard (09/10/2022)
<b>LONG PUNT RETURN</b>	0	at Temple (11/05/2022)
	0	Tulane (10/15/2022)
	0	at Cincinnati (10/08/2022)
	0	BYU (09/03/2022)



**2022-23 South Fla. Football  
Opponent Individual Match Highs  
All games**

**Opponent - Individual Game Highs**

<b>RUSHES</b>	24	Edward Saydee at Temple (11/05/2022)
<b>YARDS RUSHING</b>	265	Edward Saydee at Temple (11/05/2022)
<b>TD RUSHES</b>	3	Edward Saydee at Temple (11/05/2022)
	3	Malik Cunningham at Louisville (09/24/2022)
<b>LONG RUSH</b>	75	Edward Saydee at Temple (11/05/2022)
	75	Tyjae Spears vs Tulane (10/15/2022)
	75	Puka Nacua vs BYU (09/03/2022)
<b>PASS ATTEMPTS</b>	41	Holton Ahlers vs East Carolina (N) (10/01/2022)
<b>PASS COMPLETIONS</b>	31	Clayton Tune at Houston (10/29/2022)
	31	Holton Ahlers vs East Carolina (N) (10/01/2022)
<b>YARDS PASSING</b>	465	Holton Ahlers vs East Carolina (N) (10/01/2022)
<b>TD PASSES</b>	6	Holton Ahlers vs East Carolina (N) (10/01/2022)
<b>LONG PASS</b>	74	Holton Ahlers vs East Carolina (N) (10/01/2022)
<b>RECEPTIONS</b>	9	Nathaniel Dell at Houston (10/29/2022)
<b>YARDS RECEIVING</b>	197	C.J. Johnson vs East Carolina (N) (10/01/2022)
<b>TD RECEPTIONS</b>	3	C.J. Johnson vs East Carolina (N) (10/01/2022)
<b>LONG RECEPTION</b>	74	C.J. Johnson vs East Carolina (N) (10/01/2022)
<b>FIELD GOALS</b>	4	Camden Price at Temple (11/05/2022)
<b>LONG FIELD GOALS</b>	39	Jacob Oldroyd vs BYU (09/03/2022)
<b>PUNTS</b>	3	Casey Glover vs Tulane (10/15/2022)
	3	Mason Fletcher at Cincinnati (10/08/2022)
	3	Luke Larsen vs East Carolina (N) (10/01/2022)
	3	Mark Vassett at Louisville (09/24/2022)
	3	Phillip Richards vs Howard (09/10/2022)
<b>PUNTING AVG</b>	45.0	Laine Wilkins at Houston (10/29/2022)
<b>LONG PUNT</b>	54	Jeremy Crawshaw at Florida (09/17/2022)
<b>PUNTS INSIDE 20</b>	3	Mason Fletcher at Cincinnati (10/08/2022)
<b>LONG PUNT RETURN</b>	60	Malik Fleming vs East Carolina (N) (10/01/2022)
<b>LONG KICKOFF RETURN</b>	29	Jayce Rogers at Houston (10/29/2022)
<b>TACKLES</b>	16	Ty Van Fossen at Cincinnati (10/08/2022)
<b>SACKS</b>	1	Brenyen Scott at Temple (11/05/2022)
	1	Chidozie Nwankwo at Houston (10/29/2022)
	1	Latrell Bankston at Houston (10/29/2022)
	1	Chad Stephens vs East Carolina (N) (10/01/2022)
	1	Quincy Riley at Louisville (09/24/2022)
	1	YaYa Diaby at Louisville (09/24/2022)
	1	Yasir Abdullah at Louisville (09/24/2022)
	1	Jacob Boren vs BYU (09/03/2022)
<b>TACKLES FOR LOSS</b>	2.5	Wilson Huber at Cincinnati (10/08/2022)
<b>INTERCEPTIONS</b>	1	Alex Odom at Temple (11/05/2022)
	1	Chandler Jones at Louisville (09/24/2022)
	1	Josh Minkins at Louisville (09/24/2022)
	1	Tre'Vez Johnson at Florida (09/17/2022)
	1	Jalen Kimber at Florida (09/17/2022)
	1	Robert Jones III vs Howard (09/10/2022)
	1	Max Tooley vs BYU (09/03/2022)



**2022-23 South Fla. Football  
Opponents Game-by-Game  
All games**

Date	Opponent	Rushing				Receiving				Passing				Kick Returns				Punt Returns				tot off		
		no.	yds	td	lg	no.	yds	td	lg	cmp	att	int	yds	td	lg	no.	yds	td	lg	no.	yds		td	lg
09/03/2022	BYU	37	312	3	75	25	261	2	22	25	32	1	261	2	22	1	19	0	19	1	7	0	7	573
09/10/2022	Howard	40	168	3	28	28	250	0	22	28	37	1	250	0	22	0	0	0	0	0	0	0	0	418
09/17/2022	at Florida	30	217	3	62	10	112	0	33	10	18	2	112	0	33	0	0	0	0	0	0	0	0	329
09/24/2022	at Louisville	46	283	4	40	19	259	1	30	19	30	0	259	1	30	0	0	0	0	3	0	0	0	542
10/01/2022	vs East Carolina	30	110	1	34	31	465	6	74	31	41	0	465	6	74	0	0	0	0	1	60	0	60	575
10/08/2022	at Cincinnati	37	221	2	35	16	193	2	28	16	23	2	193	2	28	0	0	0	0	0	0	0	0	414
10/15/2022	Tulane	51	235	4	75	23	329	2	37	23	36	0	329	2	37	1	23	0	23	1	10	0	10	564
10/29/2022	at Houston	25	103	2	15	33	387	4	52	33	39	0	387	4	52	2	35	0	29	1	0	0	0	490
11/05/2022	at Temple	30	277	4	75	27	344	2	61	27	36	0	344	2	61	1	24	0	24	0	0	0	0	621
<b>Opponents</b>		<b>326</b>	<b>1926</b>	<b>26</b>	<b>75</b>	<b>212</b>	<b>2600</b>	<b>19</b>	<b>74</b>	<b>212</b>	<b>292</b>	<b>6</b>	<b>2600</b>	<b>19</b>	<b>74</b>	<b>5</b>	<b>101</b>	<b>0</b>	<b>29</b>	<b>7</b>	<b>77</b>	<b>0</b>	<b>60</b>	<b>4526</b>
<b>South Fla.</b>		<b>315</b>	<b>1639</b>	<b>18</b>	<b>60</b>	<b>140</b>	<b>1733</b>	<b>12</b>	<b>91</b>	<b>140</b>	<b>247</b>	<b>7</b>	<b>1733</b>	<b>12</b>	<b>91</b>	<b>35</b>	<b>798</b>	<b>1</b>	<b>89</b>	<b>10</b>	<b>67</b>	<b>0</b>	<b>20</b>	<b>3372</b>

**Opponents Averages**

Games	Avg/ rush	Avg/ catch	Pass effic	KR avg	PR avg	All purpose avg/game	Total offense avg/game
9	5.9	12.3	164.8	20.2	11.0	530.9	502.9

Date	Opponent	ua	Tackles		Sacks	Fumble		Pass Defense			blkd	PAT attempts			off								
			a	total		tfl-yds	no	yds	ff	fr-yds		int-yds	qbh	brup	kick	kick	rush	rcv	saf	t/o	pts		
09/03/2022	BYU	34	28	62	2.0	3	1	0	0	0	0	0	6	6	0	0	1	7	50				
09/10/2022	Howard	34	18	52	3.0	3	0	0	0	0	0	0	2	2	0	0	0	0	20				
09/17/2022	at Florida	40	36	76	4.0	5	1	1	0	2	39	5	4	4	0	0	0	17	31				
09/24/2022	at Louisville	36	24	60	9.0	47	3	3	0	1	0	4	5	5	0	0	0	7	41				
10/01/2022	vs East Carolina	36	34	70	5.0	17	1	3	2	1	0	3	6	7	0	0	0	7	48				
10/08/2022	at Cincinnati	25	52	77	8.0	18	0	0	2	0	0	3	4	4	0	0	0	0	28				
10/15/2022	Tulane	37	4	41	4.0	9	1	6	2	2	0	1	6	6	0	0	0	7	45				
10/29/2022	at Houston	40	24	64	7.0	24	3	12	1	0	0	3	6	6	0	0	0	0	42				
11/05/2022	at Temple	45	28	73	6.0	17	1	4	1	2	11	1	6	6	0	0	0	17	54				
<b>Opponents</b>		<b>327</b>	<b>248</b>	<b>575</b>	<b>48.0</b>	<b>143</b>	<b>10</b>	<b>58</b>	<b>9</b>	<b>7</b>	<b>18</b>	<b>7</b>	<b>74</b>	<b>19</b>	<b>19</b>	<b>0</b>	<b>45</b>	<b>46</b>	<b>0</b>	<b>0</b>	<b>1</b>	<b>62</b>	<b>359</b>
<b>South Fla.</b>		<b>358</b>	<b>244</b>	<b>602</b>	<b>50.0</b>	<b>170</b>	<b>13</b>	<b>63</b>	<b>10</b>	<b>7</b>	<b>12</b>	<b>6</b>	<b>49</b>	<b>13</b>	<b>18</b>	<b>0</b>	<b>29</b>	<b>29</b>	<b>0</b>	<b>1</b>	<b>0</b>	<b>38</b>	<b>232</b>

Date	Opponent	no.	yds	Punting						Field Goals			Kickoffs						
				avg	long	blkd	tb	fc	50+	i20	md	att	long	blkd	no.	yds	avg	tb	ob
09/03/2022	BYU	2	72	36.0	37	0	0	0	0	2	2	2	39	0	9	502	55.8	0	0
09/10/2022	Howard	3	117	39.0	50	0	0	1	1	2	0	1	0	0	4	212	53.0	0	0
09/17/2022	at Florida	2	86	43.0	54	0	0	0	1	0	1	1	31	0	6	388	64.7	2	0
09/24/2022	at Louisville	3	133	44.3	45	0	0	1	0	0	2	2	29	0	8	506	63.3	6	0
10/01/2022	vs East Carolina	3	133	44.3	47	0	0	1	0	1	0	0	0	0	8	503	62.9	3	0
10/08/2022	at Cincinnati	3	119	39.7	43	0	0	2	0	3	0	0	0	0	5	314	62.8	2	1
10/15/2022	Tulane	3	108	36.0	52	0	0	1	1	2	1	2	20	0	8	479	59.9	6	0
10/29/2022	at Houston	2	90	45.0	48	0	0	0	0	0	0	0	0	0	7	381	54.4	3	0
11/05/2022	at Temple	0	0	0.0	0	0	0	0	0	0	4	4	35	0	11	660	60.0	2	1
<b>Opponents</b>		<b>21</b>	<b>858</b>	<b>40.9</b>	<b>54</b>	<b>0</b>	<b>0</b>	<b>6</b>	<b>3</b>	<b>10</b>	<b>10</b>	<b>12</b>	<b>39</b>	<b>0</b>	<b>66</b>	<b>3945</b>	<b>59.8</b>	<b>24</b>	<b>2</b>
<b>South Fla.</b>		<b>34</b>	<b>1416</b>	<b>41.6</b>	<b>54</b>	<b>0</b>	<b>1</b>	<b>17</b>	<b>6</b>	<b>7</b>	<b>5</b>	<b>9</b>	<b>49</b>	<b>0</b>	<b>44</b>	<b>2850</b>	<b>64.8</b>	<b>38</b>	<b>0</b>





2022-23 South Fla. Football  
Team Game Highs  
All games

South Fla. - Game Highs

<b>RUSHES</b>	46	at Florida (09/17/2022)
<b>YARDS RUSHING</b>	286	at Florida (09/17/2022)
<b>YARDS PER RUSH</b>	7.6	Howard (09/10/2022)
<b>TD RUSHES</b>	6	Howard (09/10/2022)
<b>PASS ATTEMPTS</b>	34	at Houston (10/29/2022)
<b>PASS COMPLETIONS</b>	24	at Houston (10/29/2022)
<b>YARDS PASSING</b>	275	at Houston (10/29/2022)
<b>YARDS PER PASS</b>	11.3	Tulane (10/15/2022)
<b>TD PASSES</b>	3 3 3	at Temple (11/05/2022) Tulane (10/15/2022) vs East Carolina (N) (10/01/2022)
<b>TOTAL PLAYS</b>	74	at Florida (09/17/2022)
<b>TOTAL OFFENSE</b>	471	at Temple (11/05/2022)
<b>YARDS PER PLAY</b>	7.7	Howard (09/10/2022)
<b>POINTS</b>	42	Howard (09/10/2022)
<b>SACKS BY</b>	4	Tulane (10/15/2022)
<b>FIRST DOWNS</b>	25	at Houston (10/29/2022)
<b>PENALTIES</b>	9	at Florida (09/17/2022)
<b>PENALTY YARDS</b>	73	at Florida (09/17/2022)
<b>TURNOVERS</b>	3 3 3	at Temple (11/05/2022) at Louisville (09/24/2022) at Florida (09/17/2022)
<b>PUNTS</b>	7	at Louisville (09/24/2022)
<b>PUNTING AVG</b>	44.4	vs East Carolina (N) (10/01/2022)
<b>LONG PUNT</b>	54	vs East Carolina (N) (10/01/2022)
<b>PUNTS INSIDE 20</b>	3	at Louisville (09/24/2022)
<b>LONG PUNT RETURN</b>	20	at Florida (09/17/2022)



**2022-23 South Fla. Football  
Opponent Match Lows  
All games**

**Opponent - Game Lows**

<b>RUSHES</b>	25	at Houston (10/29/2022)
<b>YARDS RUSHING</b>	103	at Houston (10/29/2022)
<b>YARDS PER RUSH</b>	3.7	vs East Carolina (N) (10/01/2022)
<b>TD RUSHES</b>	1	vs East Carolina (N) (10/01/2022)
<b>PASS ATTEMPTS</b>	18	at Florida (09/17/2022)
<b>PASS COMPLETIONS</b>	10	at Florida (09/17/2022)
<b>YARDS PASSING</b>	112	at Florida (09/17/2022)
<b>YARDS PER PASS</b>	6.2	at Florida (09/17/2022)
<b>TD PASSES</b>	0	at Florida (09/17/2022)
	0	Howard (09/10/2022)
<b>TOTAL PLAYS</b>	48	at Florida (09/17/2022)
<b>TOTAL OFFENSE</b>	329	at Florida (09/17/2022)
<b>YARDS PER PLAY</b>	5.4	Howard (09/10/2022)
<b>POINTS</b>	20	Howard (09/10/2022)
<b>SACKS BY</b>	0	at Florida (09/17/2022)
	0	at Cincinnati (10/08/2022)
	0	Howard (09/10/2022)
<b>FIRST DOWNS</b>	17	at Florida (09/17/2022)
<b>PENALTIES</b>	3	vs East Carolina (N) (10/01/2022)
<b>PENALTY YARDS</b>	20	Tulane (10/15/2022)
<b>INTERCEPTIONS BY</b>	0	at Houston (10/29/2022)
	0	Tulane (10/15/2022)
	0	at Cincinnati (10/08/2022)
	0	vs East Carolina (N) (10/01/2022)
<b>PUNTS</b>	0	at Temple (11/05/2022)
<b>PUNTING AVG</b>	0.0	at Temple (11/05/2022)
<b>LONG PUNT</b>	0	at Temple (11/05/2022)
<b>PUNTS INSIDE 20</b>	0	at Temple (11/05/2022)
	0	at Houston (10/29/2022)
	0	at Louisville (09/24/2022)
	0	at Florida (09/17/2022)
<b>LONG PUNT RETURN</b>	0	at Temple (11/05/2022)
	0	at Houston (10/29/2022)
	0	at Cincinnati (10/08/2022)
	0	at Louisville (09/24/2022)
	0	at Florida (09/17/2022)
	0	Howard (09/10/2022)



**2022-23 South Fla. Football  
Individual Statistics  
All games**

**Rushing**

Player	gp	att	gain	loss	net	avg	td	lg	avg/g
Brian Battie	9	112	753	25	728	6.5	6	60	80.9
Gerry Bohanon	7	60	418	32	386	6.4	3	59	55.1
Michel Dukes	8	39	144	5	139	3.6	4	28	17.4
K'wan Powell	6	21	112	1	111	5.3	1	37	18.5
Jaren Mangham	4	24	106	2	104	4.3	3	23	26.0
Jimmy Horn Jr.	8	8	89	10	79	9.9	1	55	9.9
Jason Albritton	3	6	49	0	49	8.2	0	18	16.3
Kelley Joiner Jr.	3	10	34	0	34	3.4	0	8	11.3
Mychael Hamilton	4	9	24	1	23	2.6	0	12	5.8
Katravis Marsh	5	16	56	37	19	1.2	0	24	3.8
Sean Atkins	8	2	9	0	9	4.5	0	6	1.1
Yasias Young	1	1	4	0	4	4.0	0	4	4.0
Byrum Brown	1	3	1	5	-4	-1.3	0	1	-4.0
Omarion Dollison	8	1	0	5	-5	-5.0	0	0	-0.6
Andrew Stokes	4	1	0	22	-22	-22.0	0	0	-5.5
Team	9	2	0	15	-15	-7.5	0	0	-1.7
<b>Total</b>	<b>9</b>	<b>315</b>	<b>1799</b>	<b>160</b>	<b>1639</b>	<b>5.2</b>	<b>18</b>	<b>60</b>	<b>182.1</b>
<b>Opponents</b>	<b>9</b>	<b>326</b>	<b>2115</b>	<b>189</b>	<b>1926</b>	<b>5.9</b>	<b>26</b>	<b>75</b>	<b>214.0</b>

**Passing**

Player	gp	effic	comp-att-int	pct	yds	td	lg	avg/g
Gerry Bohanon	7	117.9	91-160-6	56.9	1070	6	91	152.9
Katravis Marsh	5	144.3	46-82-1	56.1	649	6	73	129.8
Michel Dukes	8	139.2	3-3-0	100.0	14	0	18	1.8
Byrum Brown	1	0.0	0-2-0	0.0	0	0	0	0.0
<b>Total</b>	<b>9</b>	<b>126.0</b>	<b>140-247-7</b>	<b>56.7</b>	<b>1733</b>	<b>12</b>	<b>91</b>	<b>192.6</b>
<b>Opponents</b>	<b>9</b>	<b>164.8</b>	<b>212-292-6</b>	<b>72.6</b>	<b>2600</b>	<b>19</b>	<b>74</b>	<b>288.9</b>

**Receiving**

Player	gp	no.	yds	avg	td	lg	avg/g
Xavier Weaver	8	49	658	13.4	5	63	82.3
Jimmy Horn Jr.	8	23	399	17.3	3	91	49.9
Brian Battie	9	13	82	6.3	0	31	9.1
Omarion Dollison	8	9	138	15.3	0	40	17.3
Yusuf Terry	7	7	57	8.1	0	14	8.1
Kelley Joiner Jr.	3	6	28	4.7	0	24	9.3
Sean Atkins	8	5	66	13.2	1	21	8.3
Michel Dukes	8	5	56	11.2	0	35	7.0
Gunnar Greenwald	8	4	37	9.3	0	16	4.6
Jaren Mangham	4	4	24	6.0	0	10	6.0
Khafre Brown	9	4	61	15.3	0	20	6.8
Chris Carter	9	3	9	3.0	1	6	1.0
Holden Willis	6	3	25	8.3	1	19	4.2
Ajou Ajou	1	2	9	4.5	0	5	9.0
Garret Reynolds	3	1	7	7.0	0	7	2.3
Chris Mottillo	7	1	4	4.0	0	4	0.6
Dequan Stanley	4	1	73	73.0	1	73	18.3
<b>Total</b>	<b>9</b>	<b>140</b>	<b>1733</b>	<b>12.4</b>	<b>12</b>	<b>91</b>	<b>192.6</b>
<b>Opponents</b>	<b>9</b>	<b>212</b>	<b>2600</b>	<b>12.3</b>	<b>19</b>	<b>74</b>	<b>288.9</b>

**Punt Returns**

Player	no.	yds	avg	td	lg
Xavier Weaver	4	36	9.0	0	20
Sean Atkins	6	31	5.2	0	9
<b>Total</b>	<b>10</b>	<b>67</b>	<b>6.7</b>	<b>0</b>	<b>20</b>
<b>Opponents</b>	<b>7</b>	<b>77</b>	<b>11.0</b>	<b>0</b>	<b>60</b>

**Interceptions**

Player	no.	yds	avg	td	lg
Aamaris Brown	2	0	0.0	0	0
Matthew Hill	1	0	0.0	0	0
Mekhi LaPointe	1	12	12.0	0	12
Dwayne Boyles	1	37	37.0	0	37
Jayden Curry	1	0	0.0	0	0
<b>Total</b>	<b>6</b>	<b>49</b>	<b>8.2</b>	<b>0</b>	<b>37</b>
<b>Opponents</b>	<b>7</b>	<b>74</b>	<b>10.6</b>	<b>2</b>	<b>39</b>

**Kick Returns**

Player	no.	yds	avg	td	lg
Brian Battie	28	553	19.8	0	48
Michel Dukes	4	106	26.5	0	34
Jimmy Horn Jr.	2	121	60.5	1	89
Jason Albritton	1	18	18.0	0	18
<b>Total</b>	<b>35</b>	<b>798</b>	<b>22.8</b>	<b>1</b>	<b>89</b>
<b>Opponents</b>	<b>5</b>	<b>101</b>	<b>20.2</b>	<b>0</b>	<b>29</b>

**Fumble Returns**

Player	no.	yds	avg	td	lg
Matthew Hill	1	12	12.0	0	12
Jayden Curry	2	0	0.0	0	0
Rashawn Yates	1	0	0.0	0	0
Jatorian Hansford	1	0	0.0	0	0
Brian Battie	1	0	0.0	0	0
Eddie Kelly	1	0	0.0	0	0
<b>Total</b>	<b>7</b>	<b>12</b>	<b>1.7</b>	<b>0</b>	<b>12</b>
<b>Opponents</b>	<b>7</b>	<b>18</b>	<b>2.6</b>	<b>0</b>	<b>11</b>



**2022-23 South Fla. Football  
Individual Statistics  
All games**

**Scoring**

Player	td	fg	PAT				dxp	saf	pts
			kick	rush	rcv	pass			
Spencer Shrader	-	5-9	29-29	-	-	-	-	-	44
Brian Battie	6	-	-	-	-	-	-	-	36
Xavier Weaver	5	-	-	-	1	-	-	-	32
Jimmy Horn Jr.	5	-	-	-	-	-	-	-	30
Michel Dukes	4	-	-	-	-	-	-	-	24
Gerry Bohanon	3	-	-	-	-	-	-	-	18
Jaren Mangham	3	-	-	-	-	-	-	-	18
Chris Carter	1	-	-	-	-	-	-	-	6
Sean Atkins	1	-	-	-	-	1	-	-	6
Holden Willis	1	-	-	-	-	-	-	-	6
K'wan Powell	1	-	-	-	-	-	-	-	6
Dequan Stanley	1	-	-	-	-	-	-	-	6
<b>Total</b>	<b>31</b>	<b>5-9</b>	<b>29-29</b>	<b>0</b>	<b>1</b>	<b>1</b>	<b>0</b>	<b>0</b>	<b>232</b>
<b>Opponents</b>	<b>47</b>	<b>10-12</b>	<b>45-46</b>	<b>0</b>	<b>0</b>	<b>0</b>	<b>0</b>	<b>1</b>	<b>359</b>

**Field Goals**

Player	fg	pct.	01-19	20-29	30-39	40-49	50-99	lg	blk
Spencer Shrader	5-9	55.6	1-1	2-2	1-2	1-3	0-1	49	0
<b>Opponents</b>	<b>10-12</b>	<b>83.3</b>	<b>0-0</b>	<b>3-3</b>	<b>7-8</b>	<b>0-0</b>	<b>0-1</b>	<b>39</b>	<b>0</b>

**FG Sequence**

Team Name	South Fla.	Opponents
Howard	54	50
Florida	(22),(49),49	(31)
Louisville	(37)	(29),(25)
Cincinnati	(21)	
Houston	31	
Temple	44	(32),(34),(32),(35)
Tulane	(16)	(20),31
BYU		(39),(37)

Numbers in (parentheses) indicate field goal was made

**Total Offense**

Player	g	plays	rush	pass	total	avg/g
Gerry Bohanon	7	220	386	1070	1456	208.0
Brian Battie	9	112	728	0	728	80.9
Katravis Marsh	5	98	19	649	668	133.6
Michel Dukes	8	42	139	14	153	19.1
K'wan Powell	6	21	111	0	111	18.5
Jaren Mangham	4	24	104	0	104	26.0
Jimmy Horn Jr.	8	8	79	0	79	9.9
Jason Albritton	3	6	49	0	49	16.3
Kelley Joiner Jr.	3	10	34	0	34	11.3
Mychael Hamilton	4	9	23	0	23	5.8
Sean Atkins	8	2	9	0	9	1.1
Yasias Young	1	1	4	0	4	4.0
Byrum Brown	1	5	-4	0	-4	-4.0
Omarion Dollison	8	1	-5	0	-5	-0.6
Andrew Stokes	4	1	-22	0	-22	-5.5
Team	9	0	-15	0	-15	-1.7
<b>Total</b>	<b>9</b>	<b>562</b>	<b>1639</b>	<b>1733</b>	<b>3372</b>	<b>374.7</b>
<b>Opponents</b>	<b>9</b>	<b>618</b>	<b>1926</b>	<b>2600</b>	<b>4526</b>	<b>502.9</b>

**Punting**

Player	no.	yds	avg	lg	tb	fc	i20	50+	blk
Colin McCreary	21	880	41.9	54	1	13	2	3	0
Andrew Stokes	13	536	41.2	52	0	4	5	3	0
<b>Total</b>	<b>34</b>	<b>1416</b>	<b>41.6</b>	<b>54</b>	<b>1</b>	<b>17</b>	<b>7</b>	<b>6</b>	<b>0</b>
<b>Opponents</b>	<b>21</b>	<b>858</b>	<b>40.9</b>	<b>54</b>	<b>0</b>	<b>6</b>	<b>10</b>	<b>3</b>	<b>0</b>

**Kickoffs**

Player	no.	yds	avg	tb	ob	retn	net	ydIn
Spencer Shrader	44	2850	64.8	38	0			
<b>Total</b>	<b>44</b>	<b>2850</b>	<b>64.8</b>	<b>38</b>	<b>0</b>	<b>5</b>	<b>40.3</b>	<b>24</b>
<b>Opponents</b>	<b>66</b>	<b>3945</b>	<b>59.8</b>	<b>24</b>	<b>2</b>	<b>34</b>	<b>37.7</b>	<b>27</b>





2022-23 South Fla. Football  
Individual Statistics  
All games

All Purpose

Player	g	rush	rcv	pr	kr	ir	total	avg/g
Brian Battie	9	728	82	0	553	0	1363	151.4
Xavier Weaver	8	0	658	36	0	0	694	86.8
Jimmy Horn Jr.	8	79	399	0	121	0	599	74.9
Gerry Bohanon	7	386	0	0	0	0	386	55.1
Michel Dukes	8	139	56	0	106	0	301	37.6
Omarion Dollison	8	-5	138	0	0	0	133	16.6
Jaren Mangham	4	104	24	0	0	0	128	32.0
K'wan Powell	6	111	0	0	0	0	111	18.5
Sean Atkins	8	9	66	31	0	0	106	13.3
Dequan Stanley	4	0	73	0	0	0	73	18.3
Jason Albritton	3	49	0	0	18	0	67	22.3
Kelley Joiner Jr.	3	34	28	0	0	0	62	20.7
Khafre Brown	9	0	61	0	0	0	61	6.8
Yusuf Terry	7	0	57	0	0	0	57	8.1
Gunnar Greenwald	8	0	37	0	0	0	37	4.6
Dwayne Boyles	9	0	0	0	0	37	37	4.1
Holden Willis	6	0	25	0	0	0	25	4.2
Mychael Hamilton	4	23	0	0	0	0	23	5.8
Katravis Marsh	5	19	0	0	0	0	19	3.8
Mekhi LaPointe	8	0	0	0	0	12	12	1.5
Chris Carter	9	0	9	0	0	0	9	1.0
Ajou Ajou	1	0	9	0	0	0	9	9.0
Garret Reynolds	3	0	7	0	0	0	7	2.3
Yasias Young	1	4	0	0	0	0	4	4.0
Chris Mottillo	7	0	4	0	0	0	4	0.6
Byrum Brown	1	-4	0	0	0	0	-4	-4.0
Andrew Stokes	4	-22	0	0	0	0	-22	-5.5
Team	9	-15	0	0	0	0	-15	-1.7
<b>Total</b>	<b>9</b>	<b>1639</b>	<b>1733</b>	<b>67</b>	<b>798</b>	<b>49</b>	<b>4286</b>	<b>476.2</b>
<b>Opponents</b>	<b>9</b>	<b>1926</b>	<b>2600</b>	<b>77</b>	<b>101</b>	<b>74</b>	<b>4778</b>	<b>530.9</b>



**2022-23 South Fla. Football  
Total Tackles Game-by-Game  
All games**

**Total Tackles**

Player	S-A	Total	BYU	HOW	UF	LOU	ECU	UC	Tulane	UH	Temple
Dwayne Boyles	48-33	81	6-2	3-1	2-2	4-3	4-8	4-7	12-3	7-3	6-4
DJ Gordon IV	33-22	55	3-2	5-2	-	4-5	5-6	4-2	DNP	6-2	6-3
Mekhi LaPointe	29-11	40	8-2	4-0	4-3	1-1	8-2	-	DNP	3-1	1-2
Timarcus Simpson	29-8	37	2-0	3-0	2-2	3-0	2-1	6-2	8-1	2-0	1-2
Christian Williams	19-11	30	1-0	DNP	DNP	2-1	3-2	2-2	4-2	3-2	4-2
Matthew Hill	14-14	28	1-1	DNP	0-2	4-2	1-1	1-0	2-2	4-2	1-4
Davon Hicks	15-12	27	1-0	2-2	DNP	0-1	1-2	4-2	6-3	0-1	1-1
Tramel Logan	13-14	27	4-0	3-2	0-1	1-4	2-2	0-3	3-0	0-2	-
TJ Robinson	18-8	26	4-1	3-2	3-2	6-2	-	DNP	2-0	0-1	DNP
Jayden Curry	12-12	24	3-2	3-2	0-1	0-1	1-1	1-4	1-0	1-0	2-1
Aamaris Brown	14-8	22	2-0	2-1	1-1	0-1	1-0	2-2	3-1	1-1	2-1
Antonio Grier	12-9	21	1-2	-	5-5	6-2	DNP	DNP	DNP	DNP	DNP
Jason Vaughn	16-3	19	1-0	2-1	0-1	2-0	3-0	2-1	4-0	1-0	1-0
Will Jones II	10-9	19	1-1	2-0	-	-	1-0	0-1	1-1	2-4	3-2
Eddie Kelly	8-11	19	1-0	0-1	0-2	3-1	0-1	0-1	1-2	3-1	0-2
Jatorian Hansford	9-9	18	2-0	3-0	1-1	1-3	1-0	1-2	0-2	0-1	DNP
Rashad Cheney Jr.	7-9	16	2-1	2-4	-	0-2	2-1	1-1	DNP	DNP	DNP
Rashawn Yates	7-5	12	-	1-0	0-1	1-0	DNP	DNP	2-2	-	3-2
Daquan Evans	6-5	11	2-2	DNP	DNP	DNP	DNP	DNP	1-1	1-1	2-1
Jaelen Stokes	4-3	7	-	3-2	DNP	DNP	0-1	-	1-0	DNP	DNP
Mac Harris	2-5	7	-	0-1	-	-	-	1-1	1-1	0-2	DNP
Darrien Grant	2-5	7	0-1	1-1	0-1	-	-	0-1	0-1	-	1-0
Jhalyn Shuler	3-3	6	-	1-2	-	1-1	1-0	-	-	DNP	DNP
Nick Bags	0-5	5	-	0-2	-	0-1	DNP	0-1	-	0-1	-
Ben Knox	4-0	4	-	-	1-0	-	3-0	-	-	-	-
Jonathan Ross	3-1	4	-	1-0	-	-	-	0-1	DNP	DNP	2-0
Joshua Green	2-2	4	0-1	1-1	-	1-0	-	-	-	-	-
Brian Norris	2-1	3	-	2-1	-	DNP	DNP	DNP	DNP	DNP	DNP
Ray Thornton III	1-2	3	DNP	-	1-1	0-1	DNP	DNP	DNP	DNP	DNP
Omarion Dollison	2-0	2	1-0	-	-	-	DNP	-	1-0	-	-
Logan Berryhill	2-0	2	-	-	-	2-0	-	DNP	-	-	-
CJ Ross	1-1	2	-	DNP	DNP	DNP	-	-	1-0	-	0-1
De'Juan Sease	1-1	2	-	-	DNP	1-1	-	-	DNP	DNP	DNP
Keeon Terrell	1-0	1	DNP	1-0	DNP	DNP	DNP	DNP	DNP	DNP	DNP
Brian Battie	1-0	1	-	-	-	-	-	-	1-0	-	-
Katravis Marsh	1-0	1	DNP	-	DNP	-	DNP	DNP	-	-	1-0
Dequan Stanley	1-0	1	DNP	DNP	DNP	DNP	DNP	-	1-0	-	-
Sean Atkins	1-0	1	-	-	-	1-0	-	-	-	DNP	-
Andrew Beardall	0-1	1	-	-	-	-	-	-	-	0-1	-
Lewai Mitchell	0-1	1	DNP	DNP	DNP	0-1	DNP	DNP	DNP	DNP	DNP



**2022-23 South Fla. Football  
By Quarter Statistics  
All games**

**3rd-Down Conversions**

Date	Opponent	Score	Overall	1st Qtr	2nd Qtr	3rd Qtr	4th Qtr	Overtime
09/03/2022	BYU	L 21-50	3-12 25.0	0-3 0.0	1-4 25.0	1-2 50.0	1-3 33.3	0-0 0.0
09/10/2022	Howard	W 42-20	2-8 25.0	0-2 0.0	0-2 0.0	2-3 66.7	0-1 0.0	0-0 0.0
09/17/2022	at Florida	L 28-31	8-15 53.3	3-3 100.0	2-5 40.0	1-3 33.3	2-4 50.0	0-0 0.0
09/24/2022	at Louisville	L 3-41	5-16 31.3	2-4 50.0	1-4 25.0	2-5 40.0	0-3 0.0	0-0 0.0
10/01/2022	vs East Carolina	L 28-48	5-13 38.5	0-2 0.0	0-3 0.0	2-3 66.7	3-5 60.0	0-0 0.0
10/08/2022	at Cincinnati	L 24-28	8-15 53.3	4-5 80.0	2-4 50.0	1-3 33.3	1-3 33.3	0-0 0.0
10/15/2022	Tulane	L 31-45	2-9 22.2	1-2 50.0	1-2 50.0	0-3 0.0	0-2 0.0	0-0 0.0
10/29/2022	at Houston	L 27-42	4-11 36.4	0-1 0.0	1-4 25.0	2-3 66.7	1-3 33.3	0-0 0.0
11/05/2022	at Temple	L 28-54	7-15 46.7	4-6 66.7	0-2 0.0	1-3 33.3	2-4 50.0	0-0 0.0
<b>South Fla.</b>			<b>44-114 38.6</b>	<b>14-28 50.0</b>	<b>8-30 26.7</b>	<b>12-28 42.9</b>	<b>10-28 35.7</b>	<b>0-0 0.0</b>
<b>Opponents</b>			<b>51-110 46.4</b>	<b>14-25 56.0</b>	<b>23-40 57.5</b>	<b>9-26 34.6</b>	<b>5-19 26.3</b>	<b>0-0 0.0</b>

**4th-Down Conversions**

Date	Opponent	Score	Overall	1st Qtr	2nd Qtr	3rd Qtr	4th Qtr	Overtime
09/03/2022	BYU	L 21-50	2-4 50.0	0-0 0.0	1-2 50.0	0-0 0.0	1-2 50.0	0-0 0.0
09/10/2022	Howard	W 42-20	1-1 100.0	0-0 0.0	1-1 100.0	0-0 0.0	0-0 0.0	0-0 0.0
09/17/2022	at Florida	L 28-31	2-2 100.0	0-0 0.0	1-1 100.0	1-1 100.0	0-0 0.0	0-0 0.0
09/24/2022	at Louisville	L 3-41	1-3 33.3	0-0 0.0	1-1 100.0	0-0 0.0	0-2 0.0	0-0 0.0
10/01/2022	vs East Carolina	L 28-48	2-4 50.0	0-0 0.0	0-1 0.0	1-1 100.0	1-2 50.0	0-0 0.0
10/08/2022	at Cincinnati	L 24-28	0-1 0.0	0-0 0.0	0-0 0.0	0-0 0.0	0-1 0.0	0-0 0.0
10/15/2022	Tulane	L 31-45	0-0 0.0	0-0 0.0	0-0 0.0	0-0 0.0	0-0 0.0	0-0 0.0
10/29/2022	at Houston	L 27-42	1-4 25.0	0-0 0.0	0-1 0.0	1-1 100.0	0-2 0.0	0-0 0.0
11/05/2022	at Temple	L 28-54	1-3 33.3	0-0 0.0	0-0 0.0	1-2 50.0	0-1 0.0	0-0 0.0
<b>South Fla.</b>			<b>10-22 45.5</b>	<b>0-0 0.0</b>	<b>4-7 57.1</b>	<b>4-5 80.0</b>	<b>2-10 20.0</b>	<b>0-0 0.0</b>
<b>Opponents</b>			<b>13-19 68.4</b>	<b>3-3 100.0</b>	<b>6-6 100.0</b>	<b>2-4 50.0</b>	<b>2-6 33.3</b>	<b>0-0 0.0</b>

**Time of Possession**

Date	Opponent	Score	Overall	1st Qtr	2nd Qtr	3rd Qtr	4th Qtr	Overtime
09/03/2022	BYU	L 21-50	25:17	06:06	07:23	04:34	07:14	00:00
09/10/2022	Howard	W 42-20	21:04	05:08	05:54	05:37	04:25	00:00
09/17/2022	at Florida	L 28-31	36:19	09:55	08:39	05:43	12:02	00:00
09/24/2022	at Louisville	L 3-41	29:13	04:40	10:08	05:29	08:56	00:00
10/01/2022	vs East Carolina	L 28-48	29:14	04:56	07:38	06:28	10:12	00:00
10/08/2022	at Cincinnati	L 24-28	32:29	11:45	09:32	03:00	08:12	00:00
10/15/2022	Tulane	L 31-45	23:08	05:59	04:17	09:09	03:43	00:00
10/29/2022	at Houston	L 27-42	29:53	06:35	06:53	05:49	10:36	00:00
11/05/2022	at Temple	L 28-54	31:57	11:36	03:30	07:59	08:52	00:00
<b>South Fla.</b>			<b>Total 258:34</b>	<b>66:40</b>	<b>63:54</b>	<b>53:48</b>	<b>74:12</b>	<b>00:00</b>
			<b>Avg. 28:44</b>	<b>07:24</b>	<b>07:06</b>	<b>05:59</b>	<b>08:15</b>	<b>00:00</b>
<b>Opponents</b>			<b>Total 281:26</b>	<b>56:38</b>	<b>82:48</b>	<b>62:09</b>	<b>79:51</b>	<b>00:00</b>
			<b>Avg. 31:16</b>	<b>06:18</b>	<b>09:12</b>	<b>06:54</b>	<b>08:52</b>	<b>00:00</b>



**2022-23 South Fla. Football  
Results and Comparison  
All games**

	Date	Opponent		Score	Overall	Conf	Time	Attend
	09/03/2022	BYU	L	21-50	0-1	0-0	3:16	31521
	09/10/2022	Howard	W	42-20	1-1	0-0	3:28	28554
	09/17/2022	at Florida	L	28-31	1-2	0-0	3:29	88496
	09/24/2022	at Louisville	L	3-41	1-3	0-0	3:34	41217
*	10/01/2022	vs East Carolina	L	28-48	1-4	0-1	3:35	3708
*	10/08/2022	at Cincinnati	L	24-28	1-5	0-2	3:18	38577
*	10/15/2022	Tulane	L	31-45	1-6	0-3	2:21	31053
*	10/29/2022	at Houston	L	27-42	1-7	0-4	3:10	24228
*	11/05/2022	at Temple	L	28-54	1-8	0-5	3:10	13862

Opponent	Score	First Downs				Rushing Number-Yards	Passing		Total Offense Plays-Yards	Return Yards	Turn- Overs
		Total	Rush	Pass	Pen		Comp-Att.-Int	Yards			
BYU	21-50	12 / 27	6 / 12	6 / 15	0 / 0	26-121 / 37-312	17-30-1 / 25-32-1	172 / 261	56-293 / 69-573	251 / 59	1 / 1
Howard	42-20	20 / 24	6 / 8	11 / 14	3 / 2	27-205 / 40-168	17-28-1 / 28-37-1	219 / 250	55-424 / 77-418	97 / 2	1 / 3
Florida	28-31	23 / 17	17 / 10	6 / 3	0 / 4	46-286 / 30-217	12-28-2 / 10-18-2	116 / 112	74-402 / 48-329	150 / 39	3 / 2
Louisville	3-41	11 / 28	5 / 14	6 / 13	0 / 1	35-48 / 46-283	13-28-2 / 19-30-0	110 / 259	63-158 / 76-542	65 / 0	3 / 2
East Carolina	28-48	21 / 27	11 / 5	9 / 21	1 / 1	36-202 / 30-110	18-28-0 / 31-41-0	253 / 465	64-455 / 71-575	123 / 60	1 / 1
Cincinnati	24-28	19 / 22	10 / 12	8 / 9	1 / 1	43-224 / 37-221	11-21-0 / 16-23-2	139 / 193	64-363 / 60-414	24 / 0	0 / 2
Tulane	31-45	14 / 30	5 / 14	9 / 15	0 / 1	28-118 / 51-235	14-23-0 / 23-36-0	259 / 329	51-377 / 87-564	11 / 40	2 / 1
Houston	27-42	25 / 23	6 / 6	14 / 17	5 / 0	31-154 / 25-103	24-34-0 / 33-39-0	275 / 387	65-429 / 64-490	23 / 35	0 / 1
Temple	28-54	21 / 28	13 / 8	7 / 19	1 / 1	43-281 / 30-277	14-27-1 / 27-36-0	190 / 344	70-471 / 66-621	182 / 35	3 / 0
<b>Totals</b>	<b>232-359</b>	<b>166 / 226</b>	<b>79 / 89</b>	<b>76 / 126</b>	<b>11 / 11</b>	<b>315-1639 / 326-1926</b>	<b>140-247-7 / 212-292-6</b>	<b>1733 / 2600</b>	<b>562-3372 / 618-4526</b>	<b>926 / 270</b>	<b>14 / 13</b>



**collegepressbox**  
SINCE 2005 EVERYTHING BUT THE PREGAME MEAL

**2023**

**NATIONAL CHAMPIONSHIP**

**131 Teams**

**10 Conferences**

**42 Bowls**

**25 Awards**

**collegepressbox** is the official  
media website for Division I football

Access and download game notes, quotes, statistics, media guides,  
headshots, logos and more for all FBS schools, conferences,  
postseason games, awards and the College Football Playoff

**For access, please register for an account at:  
[collegepressbox.com/register](https://collegepressbox.com/register)**

 [collegepressbox](https://collegepressbox.com)

 [collegepressboxvideo](https://collegepressboxvideo.com)