UNIVERSITY OF SOUTH FLORIDA

# BULLS FOOTBALL

TAMPA, FLORIDA

26TH SEASON • 15 WINNING SEASONS • 10 BOWL GAMES • 6 BOWL VICTORIES •
30 NFL DRAFT PICKS • 15 ALL-AMERICA SELECTIONS • REACHED NO. 2 RANKING IN 2007



## USF DRIVE STARTERS

✔ Bulls look to end 5-game War on I-4 losing skid, 12-game AAC losing skid

✔ Bulls to honor 17 seniors in last home game.

✔ QB Brown phenomenal in 1st start, 84% completions

✔ RB Battie becomes 6th 1,000-yard rusher at USF after 4th straight 100-yard game, nears record of 5.

✔ LB Boyles posting career-best year, 3rd in AAC in tackles, 8th Bull to reach 300 career tackles & 13th to post 100 in season and new games played mark at USF.

✔ WR Atkins steps up with career-bests of 9 catches, 115 yards & TD at Tulsa.

✔ OL Harris sets USF career starts record with 29th straight, 52nd overal, despite foot injury.

✔ Bulls begin practicing in $22 million Indoor Performance Facility.

## USF STAT LEADERS

**RUSHING:** Battie: 157 carries, 1,042 yds, 7 TD, 6.6 ypc
**PASSING:** Brown: 264 yds, 76.7%, 4 TD, 0 INT
**RECEIVING:** Horn: 32 rec., 501 yds, 3 TD, 15.7 ypc
**SCORING:** Shrader: 59 pts (8-12 FG, 35-35 PAT)
**TACKLES:** Boyles: 90
**TFL:** Boyles: 10.0
**SACKS:** Vaughn, 5.0
**INT:** A. Brown: 2

**CAPTAINS:** Harris, Cecil, Boyles, LaPointe, Yates

## USF RADIO NETWORK

**FLAGSHIP:** *102.5 FM & 102.5-HD2*
*TUNEIN RADIO - BULLS UNLIMITED*

Jim Louk, play-by-play Sam Barrington, analyst
Joey Johnston, sideline

**PREGAME SHOW (2 HRS PRIOR TO KICK)**
Jim Lighthall & Darek Sharp

**USF FOOTBALL RADIO SHOW**
Wednesdays, 6-7 p.m. on 102.5 HD-2 & Bulls Unlimited

## FIND US ON SOCIAL MEDIA

**Twitter:** @USFFOOTBALL, @Coach_JeffScott
**Instagram:** USFFOOTBALL
**Facebook:** facebook.com/SouthFloridaFootball
#GoBulls; #HornsUp; #US2F

## USF ATHLETIC COMMUNICATIONS

4202 E. Fowler Ave., ATH 100, Tampa, FL 33620
OFFICE: 813-974-2125 WEB: GoUSFBulls.com
**Brian Siegrist, Associate AD for Communications**
O: (813) 974-4086 | C: (813)-293-3897 | siegrist@usf.edu
**Dave Albrecht, Asst. Director of Communications**
O: (813) 974-7099 | C: 561-525-4997 | Albrecht25@usf.edu

## USF (1-10; 0-7 American) vs #25/- UCF (8-3; 5-2 American)

Saturday, Nov. 26 • 7:00 P.M. • Raymond James Stadium (69,457) • Tampa, Fla.

**SURFACE:** Natural: Bermuda
**TV:** ESPN2: Taylor Zarzour (PXP), Matt Stinchcomb (Analyst) & Alyssa Lang (sideline)
**RADIO:** 102.5 FM/102.5 HD 2
**AUDIO STREAM:** TuneIn - Bulls Unlimited 1
**SERIES:** UCF leads, 7-6; **STREAK:** UCF last 5
**IN TAMPA:** Tied, 3-3
**IN ORLANDO:** UCF leads, 4-3
**LAST YEAR:** UCF won, 17-13, in Orlando
**AAC GAMES:** USF lost last 12
**VS RANKED:** 11-36, lost last 14; 7-19 at home

### USF bulls

**RANKINGS (CFP/AP/COACHES):** -/-/-
**ACTING HEAD COACH:** Daniel Da Prato
**RECORD AT USF:** 0-2
**CAREER RECORD:** Same

### UCF knights

**RANKINGS:** -/25/-
**HEAD COACH** Gus Malzahn (Arkansas, '90)
**RECORD AT UCF:** 17-6 (2nd)
**CAREER RECORD:** 94-44 (11th)

@USFFOOTBALL @COACH_JEFFSCOTT @USFATHLETICS #HORNSUP #GOBULLS #US2F

## 2022 SCHEDULE

| DATE | OPPONENT | ESPN PRESEASON | KICK (ET)/RESULT | TV/RADIO | NOTABLE |
|---|---|---|---|---|---|
| Sat., Sept. 3 | #25/- **BYU** | 21 | L, 21-50 | ESPNU | |
| | 2 1/2 hour weather delay; BYU scored 75-yd TD run on first play; Bulls trailed 38-0; Weaver 113 yards rec. | | | | |
| Sat., Sept. 10 | **HOWARD** | N/A | W, 42-20 | ESPN+ | |
| | Bulls run for 6 TD, 205 yards; USF forces three turnovers, 42 points equals 2021 high; Battie 105 rushiing | | | | |
| Sat., Sept. 17 | at #18/21 Florida | 36 | L, 28-31 | SEC NET | |
| | Bulls led 28-24 wth 5:00 to play; USF ran for 286 yards (Battie 150; Bohanon 102); outgained UF 402-329 | | | | |
| Sat., Sept. 24 | at Louisville | 64 | L, 3-41 | ACC NET | |
| | Bulls without top four wideouts; UL scored TD on four straight drives to lead 28-0 at half | | | | |
| Sat., Oct. 1 | ECU* (at FAU Stadium) | 66 | L, 28-48 | ESPN+ | |
| | Bulls trailed 41-7 at the half; WR Jimmy Horn with career-bests 8 catches, 180 yards & 2 TD | | | | |
| Sat., Oct. 8 | at #24/- Cincinnati* | 19 | L, 24-28 | ESPN+ | |
| | Bulls led 24-21 with 9:30 to play; Bohanon 117 yards rushing; Weaver 112 yards receiving & 2 TD | | | | |
| Sat., Oct. 15 | **TULANE*** **(Homecoming)** | 112 | L, 31-45 | ESPNU | |
| | USF led 14-10 when QB Bohanon left game for good with 6:35 to play in first half; Tulane 564 yards offense | | | | |
| Sat., Oct. 29 | at Houston* | 20 | L, 27-42 | ESPN2 | |
| | Bulls trailed 28-21 with 7:14 to play in the 3rd; Marsh 275 yards passing & 1 TD, Battie 106 yards rushing | | | | |
| Sat., Nov. 5 | at Temple* | 120 | L, 28-54 | ESPN+ | |
| | Owls led 16-14 at half; Battie 129 yds rushing; Weaver 119 yds receiving & 2 TD; Owls 621 yds of offense | | | | |
| Sat., Nov. 12 | **SMU*** **(Salute To Service)** | 45 | L, 23-41 | ESPNU | |
| | Battie posts fifth 100-yard game (145); Game tied 17-17 at the half; SMU 553 yards of offense | | | | |
| **Fri.,** Nov. 18 | at Tulsa* | 98 | L, 42-48 | ESPN2 | |
| | USF season highs in yards (499) and points (42), 169 rushing for Battie, QB Brown started 21-21 passing | | | | |
| Nov. 26 | #25/-- **UCF*** | 29 | 7:00 PM | ESPN2 | |
| | UCF leads War on I-4 series, 7-6, has won last five • UCF won, 17-13, in Orlando in 2021 | | | | |

** American Athletic Conference game* *All games on 102.5 FM & digitally on Bulls Unlimited TuneIn Radio*

## FRESHMAN BROWN LEADS BULLS INTO SENIOR DAY, WAR ON I-4 CLASH

USF will look to end a 14-game skid vs. ranked foes, 12-game AAC losing skid and 5-game losing streak in the War on I-4 Saturday as freshman quarterback Byrum Brown makes his second career start vs. No. 25 UCF following a sterling debut in which the USF offense set a season high in yards (499) and matched a season-high in points (42). The freshman will take the reins on a Senior Day that will honor 17 Bulls pregame. USF will be looking for its first win the War on I-4 series since a 48-31 victory in Tampa in 2016. The Bulls will also be looking for their first AAC win since Oct. 23, 2021 at Temple (34-14) and first victory against a ranked foe since beating No. 22 Navy (52-45) in 2016 in Tampa.

■ **FREAKY FRIDAY:** In the 13-game history of the War on I-4 series, all of USF's six wins have come in Saturday (5) or Thursday (1) games, including the Bulls' last victory in 2016 (48-31) on a Saturday in Tampa. All seven of UCF's wins have come in Friday games. The last nine games have been the last game of the regular season for both teams.

■ **BATTIE SEEKS RECORD 5 STRAIGHT 100 YARD GAMES:** RB Brian Battie has posted 100-yard games in his last four outings as he increased his season rushing total to 1,042, just the 10th 1,000-yard season (6th player) in program history. He eyes the USF record of five-straight 100-yard games held by Jordan Cronkrite (2018), Quinton Flowers (2016) and Marlon Mack (2015. His six 100-yard games on the year rank tied for fourth in a season at USF, one away from tying Marlon Mack (7, 2016) for third. His 6.64 ypc ranks No. 7 nationally and is on pace for a top 5 season at USF, while his 94.7 yards per game rank 20th nationally/2nd in the AAC and are just shy of a top five season at USF.

■ **SENIOR DAY:** USF will honor 17 seniors pregame. They are: **DEFENSE:** LB Dwayne Boyles, S Vincent Davis, DT Darrien Grant, CB Josh Green, DT Jatorian Hansford, S Mekhi LaPointe, DT Rashawn Yates, DT Jbril Glaze, DT De'Juan Sease; **OFFENSE:** C Brad Cecil, G Demetris Harris, T Demontrey Jacobs, WR Latrell Williams, OL Brock Parry, O Alec Valet; **SPECIAL TEAMS:** LS Andrew Beardall, P Colin McCreary

## USF QUICK FACTS

**ACTING HEAD COACH: Daniel Da Prato**

**Years Coached:** 3rd at USF
**Alma Mater:** Louisiana Monroe '03
**Career Record:** 0-2
**Record at USF:** 0-2
**American Conf. Record:** 0-2
**Career Bowl Record:** NA

## USF COACHING STAFF (game location)

| | |
|---|---|
| Daniel Da Prato **(Field)** | Acting HC/Special Tms Coord. |
| Ernie Sims **(Field)** | Defensive Coord./Linebackers |
| Travis Trickett **(Press Box)** | Offensive Coordinator/QBs |
| Allen Mogridge **(Field)** | Asst. Head Coach/Off. Line |
| Cam Aiken **(Press Box)** | Running Backs/Run Game |
| Bobby Bentley **(Field)** | Wide Receivers/Pass Game |
| George Barlow **(Field)** | Cornerbacks |
| Da'Quan Bowers **(Field)** | Defensive Line |
| Xavier Dye **(Field)** | Tight Ends/Recruiting Coord. |
| AJ Artis **(Field)** | Strength & Conditioning |

**Analysts:** Chad Morris, Sawyer Jordan, Steven Koch (SPC Teams), Bryce Suber, Rueben Wright (D-line)
**Graduate Asst.:** Deveonte Mackey, Thad Mangum, Jay Shoop, Aaron Winchester

## IN THE PRESS BOX

**OFFENSE:** Travis Trickett & Cam Aiken
**DEFENSE:** ---

## UNIVERSITY QUICK FACTS

**Location:** Tampa, Fla. **Enrollment:** 50,830
**Nickname:** Bulls **Colors:** Green & Gold
**Conference:** American Athletic
**President:** Rhea Law
**Athletic Director:** Michael Kelly
**Football Office Phone:** 813-974-7170

## TEAM OVERVIEW

**2021 Overall Record:** 2-10
**2021 American Athletic Record:** 1-7
**Last Bowl Game:** 2018 Gasparilla (Lost)
**Starters Returning/Lost:** 19/5
**Offense:** 9/2 **Defense:** 8/3
**Special Teams:** 2/0
**Lettermen Returning/Lost:** 46/22
**Offense:** 24/8 **Defense:** 19/13
**Special Teams:** 3/2

## FOOTBALL HISTORY

**First Year:** 1997
**First Year in FBS:** 2000
**Record (years):** 161-147 (26th season)
**FBS Record (years):** 141-134 (23rd season)
**Bowl Appearances/Record:** 10 (6-4)
**Last Bowl Appearance:** 2018 Gasparilla Bowl (L)
**First Team All-Americans:** 7
**First Team All-Conference:** 32

## STADIUM INFORMATION

**Name:** Raymond James Stadium
**Capacity:** 69,457 **Surface:** Tifway Bermuda 419
**Record At Ray Jay:** 96-57 (.630)

## THE PROGRAM

In its 26th season and 23rd at the FBS level, USF Football has made 10 bowl appearances, including a string of four straight (2015-18) and every season between 2005-10 (6 straight). USF has won six bowl games and produced 15 All-America selections, 30 NFL Draft picks and reached the No. 2 ranking in the Associated Press Poll in 2007.

## LAST TIME OUT

### BROWN SHINES IN FIRST START AT TULSA

In the first career start, freshman QB Byrum Brown completed his first 21 passes before finishing 21-of-25 and leading USF to a season high 499 yards and 42 points. USF cut the Tulsa lead to 48-42 with 2:49 to play when Brian Battie ran for a 21-yard touchdown. USF got the ball back with 1:17 to play at its own 9, but saw a near sack and three incompletions under heavy pressure to end the game as Tulsa prevailed with 573 yards (271 on the ground).

■ RB Brian Battie posted his sixth 100-yard game of the season as he logged a career-best 169 yards on 19 carrries, his fourth-straight 100-yard game.
■ LB Dwayne Boyles led the team in tackles for the seventh-straight game, posting 11 to bring his season total to 101.
■ WR Sean Atkins caught 9 passes for 115 yards and a touchdown.
■ Brown totaled 316 yards and four TD (240 & 3 passing, 76 & 1 rushing) as he completed 84% of his passes (21-25) to set a new USF game record.

## WAR ON I-4 SERIES: UCF 7-6

**H: 3-3 A: 3-4**

| YR | W/L | Score.....H/A | Rank (USF/UCF) |
|---|---|---|---|
| 2005 | W | 31-14 .....H | -/- |
| 2006 | W | 24-17 ..... A | -/- |
| 2007 | W | 64-12 .....H | 5/- |
| 2008 | W | 31-24 ..... A | 17/- |
| 2013 | L | 20-23 ..... A | -/17 |
| 2014 | L | 0-16. .....H | -/- |
| 2015 | W | 44-3. ..... A | -/- |
| 2016 | W | 48-31 .....H | -/- |
| 2017 | L | 42-49 ..... A | 22/13 |
| 2018 | L | 10-38 .....H | -/8 |
| 2019 | L | 7-34 ..... A | -/- |
| 2020 | L | 46-58 .....H | -/- |
| 2021 | L | 13-17 ..... A | -/- |

## STORY LINES

### ■ NOW TRENDING:

- Freshman Byron Brown sets USF completion % record (84) in first start, totals 316 yards & 4 TD, no turnovers
- RB Battie logs fourth-straight 100-yard rushing game with career best 169 at Tulsa, becomes 6th 1,000-yard rusher in program history.
- LB Dwayne Boyles leads Bulls in tackles in last 7 games, records 300 career tackles and 100 for the season.
- Bulls look to end 12-game AAC losing skid.
- Offense produces season-high 499 yards & 42 points at Tulsa despite missing leading receiver, numerous starters.
- Defense ranked 131st nationally in total defense (513.8 ypg) and 130th in scoring (40.7 ppg).

■ **SCOTT ERA ENDS:** Introduced as the Bulls' fifth head coach oon Dec. 9, 2019, Jeff Scottt came to USF as one of the hottest and most respected coordinators and recruiters in the nation, having helped lead Clemson to five straight College Football Playoff appearances, four CFP championship games and two national titles (2016 & 2018). In his first season, the COVID-19 pandemic hit, canceling spring practice and limiting time with the team as the Bulls went 1-8 the next fall in a shortened season, posting a victory over The Citadel (27-6) in his first game. USF went 2-10 in his second campaign, defeating Florida A&M (38-17) and Temple (34-14). USF was 1-8 in 2022, having downed Howard (42-20) and lost close road games at No. 18 Florida (31-28) and No. 24 Cincinnati (28-24), as injuries to 21 members of the two-deep took a toll. Scott ends his USF tenure 4-26 overall and 1-19 in the AAC.

■ **Bulls In Indoor Facilty:** On Sept. 8, 2021 USF officially broke ground on a $22 million Indoor Performance Facility on the site of the Bulls current turf practice field. The facility, which followed on the heels of a $3 million locker room renovation that opened prior to the start of the 2021 season, was completed this fall and the Bulls began practicing in it on Jan. 9.

■ **On-Campus Stadium Coming:** On Sept. 8, 2021, USF Board of Trustees Chair Will Weatherford told a gathered audience of nearly 300, "Bulls Nation deserves to have a stadium on this campus. I'm here to tell you we're going to do it." Stadium planning has moved forward quickly with a site identified on the east end of campus in the current Athletics District and on the site of first Bulls' teams practiced fields. In September, the design/build team of Barton Malow and Populous was selected for the project and the university has targeted 2026 for a stadium opening.

■ **Ground Game:** USF's 259 yards rushing at Tulsa marked the Bulls' sixth game rushing for 200+ yards as USF ranks 4th in the AAC running for 188 ypg. The Bulls have run for 281 (Temple) and 286 at No. 18 Florida for highs on the year. The Bulls' defense also gave up 271 yards rushing to Tulsa, marking the seventh game a USF opponent has run for 200+ on the year. USF ranks 128th nationally giving up 224.5 yards per game on the ground.

### ■ NOTABLE NATIONAL RANKS:

- Penalties: #19 (4.8 ppg)
- Penalty Yards: #12 (39.36 pypg)
- Sacks Allowed: #23 (1.1 spg)
- **Battie:** All-Purpose Yards: #7 (1513 ypg)

Yards per Carry: #7 (6.64); Yards Per Game: #24 (94.7)

■ **Injury Woes:** USF has battled numerous injuries to 26 starters & members of the two-deep:
QB Gerry Bohanon - Out for season, shoulder (Tulane)
DT Rashad Cheney - Out for season, ankle (Cincinnati)
LT Donovan Jennings - Out for season, leg (Louisville)
WR Ajou Ajou - Out for season - ankle (Howard)
LB Brian Norris - Out for season, knee (Florida)
QB Katravis Marsh - Out for season - SMU left game, head
LB Antonio Grier - hand, out for season, missed 9 games
RB Jaren Mangham - ankle, out for season - missed 8
TE Gunnar Greenwald - shoulder, out for season - missed 3
TE Chris Carter - missed Tulsa
WR Yusuf Terry - Missed Tulsa
DE Jatorian Hansford - ankle - missed 2
RB Kelley Joiner - foot (preseason) - missed first 6 games
LB DJ Gordon - Concussion - missed Tulane
DT Rashawn Yates - game-to-game, (Howard), missed 3
DE Jonathan Ross - hand, (Tulane) missed 2
S Mekhi LaPointe - wrist/leg - missed 2
S TJ Robinson - missed 2
CB Daquan Evans - game-to-game, groin, (BYU), missed 6
CB Christian Williams - hand, (BYU), missed 2
S Matthew Hill - leg, (BYU), missed 2
C Brad Cecil - Oblique, (Cincinnati)
WR Xavier Weaver - leg, missed Louisville game
WR Jimmy Horn - ankle (Howard), missed Louisville
WR Khafre Brown - game-to-game, missed 3
WR Dequan Stanley - leg - missed first 6 games

■ **Da PRATO & SIMS:** Special teams coordinator Daniel Da Prato assumed acting head coach responsibilities in the wake of the dismissal of third-year head coach Jeff Scott. Co-Defensive coordinator/linebackers coach Ernie Sims assumed all defensive coordinator responsibilities as defensive coordinator/safeties coach Bob Shoop was also dismissed following the Bulls 54-28 loss at Temple (11.5). Da Prato is in his third season at USF and was a former quarterback at Louisiana Monroe (2002-03). Sims is also in his third season at USF. The former All-American linebacker at Florida State (2004) joined Da Prato in serving as co-defensive coordinators in the Bulls' final game of the 2021 season vs. UCF, following the dismissal of then defensive coordinator Glenn Spencer. The Bulls held UCF to 12 first downs and 285 yards in a close, 17-13, loss.

■ **BOYLES REACHES 100 & SETS GAMES PLAYED MARK:** Having led USF in tackles in the last seven games, LB Dwayne Boyles become just the 13th Bull to post 100 tackles in a season (16 seasons overall) and the first since safety Khalid McGee (111) in 2018 when he posted 11 at Tulsa to give him 101 on the year. He also became the 8th Bull to post 300 career tackles at USF and his 53 career games set a new mark, eclipsing Jerome Murphy (52, 2006-09).

## #HORNSUP: USF ALL ACCESS

**The USF football TV show follows head coach Jeff Scott and the Bulls inside the program with unique access and features. The show airs Sunday nights at 9 p.m. on WTTA Great 38 in the Bay area and segments are posted throughout the week on USF Football social channels (Twitter, Facebook and Instagram) throughout the season.**

## NOTING THE OPPONENT: UCF

UCF began playing football in 1979 as a Division III program. It progressed through Division II and Division I (first FCS and then FBS), becoming the first NCAA program to have played in all four divisions of college football. The Knights joined the FBS in 1996 and have played in the Mid-American Conference (2002-04), Conference USA (2005-12) and the AAC (2013-present). Next season, the Knights will jump from the AAC to the Big 12 Conference.

■ USF and UCF played a home-and-home series from 2005-08 (with USF winning each game). The rivalry took a break until 2013 when UCF joined the AAC. UCF leads the "War On I-4" series 7-6 and has five straight victories. USF last defeated the Knights 48-31 in 2016 at Raymond James Stadium. The Knights won 17-13 last season in Orlando.

■ Gus Malzahn is 17-7 in his second season as UCF's head coach. Last season, the Knights were 9-4 and defeated Florida 29-17 in the Gasparilla Bowl at Raymond James Stadium. Malzahn reached the BCS Championship Game at Auburn (losing against Florida State) following the 2013 season.

■ The Knights have defeated two top 25-ranked teams this season, beating No. 20 Cincinnati 25-21 and No. 17 Tulane 38-31. UCF lost its hopes of hosting the AAC Championship Game after last Saturday's 17-14 home loss against Navy, but it can still play for an AAC title if it defeats USF.

■ **BOYLES REACHES 100 & SETS GAMES PLAYED MARK:** Having led USF in tackles in each of the last seven games, LB Dwayne Boyles became just the 13th Bull to post 100 tackles in a season (16 seasons overall), and the first since safety Khalid McGee (111) in 2018, when he posted 11 tackles at Tulsa to give him 101 on the year.

■ He also became the 8th Bull to post 300 career tackles at USF .

■ His 53 career games played set a new mark, eclipsing Jerome Murphy (52, 2006-09).

■ With injuries sidelining 2021 leading tackler Antonio Grier, Boyles has elevated his play and is posting his best season since leading USF with 75 tackles and 12.5 tackles for loss in his sophomore season (2019).

*He stands No. 3 in the AAC posting 9.0 tpg.*

■ Boyles has led USF in tackles in each of the last SEVEN games, posting double-digit tackles in SIX. His career-best 15 tackles, 2 TFL, 1 sack, 1 forced fumble performance vs. Tulane (10.15) marked USF's first player to post 15 tackles or more in a game since Patrick Macon did so in the 2019 season-opener vs. Wisconsin.

■ Boyles leads USF with 101 tackles, 10.0 tackles for loss and two forced fumbles and has added an interception and sack.

■ He has 78 tackles (11.2 tpg) and 7.5 TFL (1.0 tpg) in the last SEVEN games.

■ **BATTIE JOINS 1,000 YARD CLUB:** Brian Battie posted his sixth 100-yard rushing game of the season at Tulsa (169), giving him 1,042 rushing yards on the season, good for 8th best season at USF and the 10th 1,000-yard rushing season in program history and the first since Jordan Cronkrite ran for 1,121 yards in 2018. He is just the sixth Bull to achieve the feat, joining: Jordan Cronkrite (2018), Quinton Flowers (2016 & 2017), Marlon Mack (2014, 2015 & 2016), Andre Hall (2004 & 2005) and Dyral McMillan (1999).

**LAST TIME VS UCF:** USF came up three yards short of a big win to close out 2021 in Orlando. Freshman QB Timmy McClain drove the Bulls 80 yards in the final two minutes to reach the UCF3 with under 15 seconds to play and no timeouts. The Bulls snapped the ball with 12 seconds remaining, McClain was chased from the pocket, was tripped and his knee appeared to hit the ground as he heaved the ball toward the endzone. Following a prolonged discussion with officials, the sack ended the game.

| FULL GAME | USF | UCF |
|---|---|---|
| FIRST DOWNS | 21 | 12 |
| Rushing | 8 | 7 |
| Passing | 12 | 5 |
| Penalty | 1 | 0 |
| NET YARDS RUSHING | 90 | 173 |
| Rushing Attempts | 44 | 27 |
| Average Per Rush | 2.0 | 6.4 |
| Rushing Touchdowns | 1 | 1 |
| Yards Gained Rushing | 170 | 186 |
| Yards Lost Rushing | 80 | 13 |
| NET YARDS PASSING | 222 | 112 |
| Completions-Attempts-Int | 18-30-0 | 15-27-0 |
| Average Per Attempt | 7.4 | 4.1 |
| Average Per Completion | 12.3 | 7.5 |
| Passing Touchdowns | 0 | 1 |
| TOTAL OFFENSE YARDS | 312 | 285 |
| Total offense plays | 74 | 54 |
| Average Gain Per Play | 4.2 | 5.3 |
| Fumbles: Number-Lost | 1-0 | 0-0 |
| Penalties: Number-Yards | 8-45 | 7-50 |
| PUNTS-YARDS | 5-181 | 5-204 |
| Average Yards Per Punt | 36.2 | 40.8 |
| Net Yards Per Punt | 28.4 | 38.2 |
| Inside 20 | 0 | 1 |
| 50+ Yards | 0 | 1 |
| Touchbacks | 0 | 0 |
| Fair catch | 0 | 2 |
| KICKOFF-YARDS | 4-260 | 4-217 |
| Average Yards Per Kickoff | 65.0 | 54.2 |
| Net Yards Per Kickoff | 42.2 | 34.8 |
| Touchbacks | 3 | 1 |
| Fair Catch Yards | 0 | 0 |
| Punt returns: Number-Yards-TD | 2-13-0 | 1-39-0 |
| Average Per Return | 6.5 | 39.0 |
| Kickoff returns: Number-Yds-TD | 2-53-0 | 1-26-0 |
| Average Per Return | 26.5 | 26.0 |
| Interceptions: Number-Yds-TD | 0-0-0 | 0-0-0 |
| Fumble Returns: Number-Yds-TD | 0-0-0 | 0-0-0 |
| Miscellaneous Yards | 0 | 0 |
| Possession Time | 35:09 | 24:51 |
| 1st Quarter | 08:00 | 07:00 |
| 2nd Quarter | 08:59 | 06:01 |
| 3rd Quarter | 11:47 | 03:13 |
| 4th Quarter | 06:23 | 08:37 |
| Third-Down Conversions | 6-16 | 5-13 |
| Fourth-Down Conversions | 2-2 | 0-0 |
| Red-Zone Scores-Chances | 3-4 | 3-5 |
| Touchdowns | 1-4 | 2-5 |
| Field goals | 2-4 | 1-5 |
| Sacks By: Number-Yards | 0-0 | 6-61 |
| PAT Kicks | 1-1 | 2-2 |
| Field Goals | 2-3 | 1-3 |
| Points off Turnover | 0 | 0 |

**SOUTH FLORIDA**

| RUSHING | No. | Gain | Loss | Net | TD | Lg | Avg |
|---|---|---|---|---|---|---|---|
| Jaren Mangham | 21 | 94 | 1 | 93 | 0 | 18 | 4.4 |
| Kelly Joiner Jr. | 3 | 8 | 0 | 8 | 0 | 3 | 2.7 |
| Brian Battie | 2 | 12 | 6 | 6 | 0 | 12 | 3.0 |
| Timmy McClain | 18 | 56 | 73 | -17 | 1 | 14 | -0.9 |
| Totals: | 44 | 170 | 80 | 90 | 1 | 18 | 2.0 |

| PASSING | C-A-I | Yds | TD | Long | Sack |
|---|---|---|---|---|---|
| Timmy McClain | 18-29-0 | 222 | 0 | 35 | 6 |
| TEAM | 0-1-0 | 0 | 0 | 0 | 0 |
| Totals: | 18-30-0 | 222 | 0 | 35 | 6 |

| RECEIVING | TAR | No. | Yards | YAC | TD | Long |
|---|---|---|---|---|---|---|
| Xavier Weaver | 8 | 4 | 75 | 19 | 0 | 35 |
| Mitchell Brinkman | 4 | 4 | 22 | 19 | 0 | 10 |
| Jimmy Horn Jr. | 4 | 3 | 55 | 33 | 0 | 25 |
| Omarion Dollison | 4 | 3 | 16 | 22 | 0 | 9 |
| Yusuf Terry | 3 | 2 | 12 | 6 | 0 | 10 |
| Jaren Mangham | 1 | 1 | 30 | 22 | 0 | 30 |
| Chris Carter | 1 | 1 | 12 | 1 | 0 | 12 |

**UCF**

| RUSHING | No. | Gain | Loss | Net | TD | Lg | Avg |
|---|---|---|---|---|---|---|---|
| Johnny Richardson | 8 | 95 | 1 | 94 | 0 | 42 | 11.8 |
| Mark-Antony Richards | 14 | 80 | 7 | 73 | 0 | 26 | 5.2 |
| Trillion Coles | 1 | 6 | 0 | 6 | 0 | 6 | 6.0 |
| Parker Navarro | 1 | 3 | 0 | 3 | 1 | 3 | 3.0 |
| Ryan O'Keefe | 1 | 2 | 0 | 2 | 0 | 2 | 2.0 |
| Amari Johnson | 1 | 0 | 0 | 0 | 0 | 0 | 0.0 |
| Mikey Keene | 1 | 0 | 5 | -5 | 0 | 0 | -5.0 |
| Totals: | 27 | 186 | 13 | 173 | 1 | 42 | 6.4 |

| PASSING | C-A-I | Yds | TD | Long | Sack |
|---|---|---|---|---|---|
| Mikey Keene | 14-26-0 | 115 | 1 | 23 | 0 |
| Ryan O'Keefe | 1-1-0 | -3 | 0 | 0 | 0 |
| Totals: | 15-27-0 | 112 | 1 | 23 | 0 |

| RECEIVING | TAR | No. | Yards | YAC | TD | Long |
|---|---|---|---|---|---|---|
| Ryan O'Keefe | 7 | 5 | 45 | 29 | 0 | 16 |
| Johnny Richardson | 5 | 4 | 27 | 48 | 0 | 23 |
| Jaylon Robinson | 5 | 2 | 16 | 2 | 0 | 20 |
| Titus Mokiao-Atimalala | 1 | 1 | 17 | 6 | 0 | 17 |
| Brandon Johnson | 2 | 1 | 7 | 0 | 1 | 7 |
| Mark-Antony Richards | 2 | 1 | 3 | 5 | 0 | 3 |
| Mikey Keene | 1 | 1 | -3 | 3 | 0 | 0 |
| Alec Holler | 1 | 0 | 0 | 0 | 0 | 0 |
| Charlie Browder | 1 | 0 | 0 | 0 | 0 | 0 |

# AMERICAN CONFERENCE

**STANDINGS**

| School | CONF | OVERALL | STREAK |
|---|---|---|---|
| 1. Tulane | 6-1 | 9-2 | W1 |
| Cincinnati | 6-1 | 9-2 | W3 |
| 3. UCF | 5-2 | 8-3 | L1 |
| 4. Houston | 5-2 | 7-4 | W2 |
| 5. SMU | 4-3 | 6-5 | L1 |
| 6. Navy | 4-4 | 4-7 | W1 |
| 7. Memphis | 3-4 | 6-5 | W2 |
| ECU | 3-4 | 6-5 | L2 |
| 9. Tulsa | 2-5 | 4-7 | W1 |
| Temple | 1-6 | 3-8 | L2 |
| 11. USF | 0-7 | 1-10 | L9 |

**AAC TO ADD 6 NEW MEMBERS IN 2023:**

UAB, Charlotte, FAU, North Texas, Rice & UTSA will officially join the AAC on July 1, 2023.

**BULLS FACE 4 TEAMS HEADED TO BIG 12 IN 2023:**

BYU, Cincinnati, Houston and UCF are all on the 2022 slate

**THE I-4 CORRIDOR:** A key battleground area for presidential elections, the I-4 corridor – running across the middle of the state of Florida for 132 miles and connecting St. Petersburg on the Gulf of Mexico to Daytona Beach on the Atlantic Ocean with the metropolitan areas of Tamp and Orlando in the middle – is one of the fastest growing population and economic centers in the United States. Tampa/St. Petersburg ranks as the 13th largest media market with 2.03 million TV homes while Orlando/Daytona Beach is 17th with nearly 1.7 million. Both markets grew by more than 200,000 in the last year. The corridor's combined 3.7 million TV homes would rank third nationally in size behind only New York (7.4) and Los Angeles (5.7) and well ahead of Chicago (3.4), Philadelphia (2.9), Dallas-Ft. Worth (2.9), San Francisco-Oakland (2.6) and Atlanta (2.6).

## THE WAR ON I-4 TROPHY

Established in September of 2016, the War On I-4 Trophy is presented annually to the winner of the rivalry game between two of the nation's largest universities. Claimed first by USF in 2016 following a 48-31 victory in Tampa, the traveling trophy measures 4-foot-3-inches in height and weighs 160 pounds with a detachable, pewter replica of the iconic I-4 road sign. The two different sides of the road sign are emblazoned with "Tampa" and "Orlando," representing the metropolitan areas that together form the third largest media market in the nation and are connected by a 90 short miles of Florida Interstate I-4.

## WAR ON I-4 SERIES NOTES

■Five games in the series have been decided by a touchdown or less, including last year's 17-13 UCF victory.

■USF won the first four meetings in the series by an average of 20 ppg, including a 64-12 victory in 2007 in Tampa that stands as the largest margin (52 points) in the series.

■A 2-9 USF team fell, 23-20, to No. 17 ranked UCF in Orlando in 2013, the closest game in the series.

■The 2017 game marked the first in which two ranked teams (No. 22 USF & No. 13 UCF) met and the third time USF entered ranked. The 49-42 epic was decided in the thrilling final minutes in front of 47,129 at Spectrum Stadium and hailed as one of the top games of the year nationally. USF QB Quinton Flowers shattered school records with 605 yards of total offense and 503 passing yards and tied his career high with four touchdown passes and five total touchdowns accounted for. His final scoring toss of 83 yards to Darnell Salomon with 1:41 remaining set the stage for USF to tie the game with a two-point conversion. UCF captured the East Division title with a 95-yard kickoff return for a touchdown by Mike Hughes.



## DANIEL DA PRATO

**Interim Head Coach/Special Teams Coord.**

**Alma Mater**: Louisiana-Monroe, '03

3rd Season with USF

- Coached at Arkansas in 2019
- Coached two All-Americans at Montana State
- Played quarterback at ULM from 2002-03

Da Prato was named special teams coordinator on Dec. 23, 2019, joining then head coach Jeff Scott's first USF football staff.

✔ He has elevated USF special teams to some of the best in the nation. In 2021, the Bulls ranked the ninth most efficient special teams unit in the country according to ESPN. He coached Brian Battie to Consensus All-America honors (just the second in program history) as a kick returner in 2021, as he led the nation with three kickoff returns for touchdowns and a USF record 33.9 ypr average that ranked fifth in the nation. The Bulls ranked 15th nationally in punt returns and kicker Spencer Shrader was named a Lou Groza Award semifinalist. The Bulls ranked among the top three in the American Athletic Conference in PAT percentage, field goal percentage, kickoff coverage, kickoff return, and punt return.

✔ He was named co-interim defensive coordinator with Ernie Sims for the final game of USF's 2021 season vs. UCF following the dismissal of defensive coordinator Glenn Spencer. They led a Bulls' defense that held the Knights to 17 points, 12 first downs and 285 yards, well below their season average, in a close 17-13 loss in Orlando.

✔ Came to USF after a season at Arkansas as a quality control analyst for special teams under head coach Chad Morris and was later promoted to special teams coordinator.

✔ Da Prato spent three seasons at Colorado (2016-18) as director of quality control/offense, three seasons at Montana State (2013-15) as the special teams coordinator and tight ends coach, six seasons at Sacramento State (2007-12), and began his coaching career at the University of Louisiana-Monroe as a graduate assistant and later director of operations and recruiting coordinator in 2006.

✔ Da Prato earned his bachelor's degree in health & human performance from UL-Monroe in 2003. He began his playing career at New Mexico Highlands University in 2000, where he spent one year as the starting quarterback. He transferred to Chabot (Calif.) Junior College, where he started at quarterback for the 2001 season and earned honorable mention All-Conference, and concluded his career at UL-Monroe, where he earned two letters playing quarterback and was an Academic All-Conference team selection at ULM.

✔ Da Prato was born Oct. 2, 1981 in Sacramento, Calif.

## 25TH ANNIVERSARY SEASON

USF celebrated its 25th season of football in 2021 after the program hit the field in 1997 after an initial season of only practices and scrimmages in 1996. The University was founded in 1956 but didn't field a football team for another 41 years. After the first football feasibility meeting in 1991 and formal approval by the State Board of Regents in 1995, the Bulls debuted as a Division I-AA (Football Championship Subdivision) program on Sept. 6, 1997 with an 80-3 victory against NCAA Division II Kentucky Wesleyan at the old Tampa Stadium. When USF football debuted, the university's enrollment was 36,649 (it's now 50,830). USF's overall operating budget has advanced from $500-million to $1.857-billion during the 25-year football era, while USF's economic impact on the Tampa Bay region has gone from $1.1-billion to $4.4-billion.

| USF FOOTBALL | |
|---|---|
| **Year Started** | **1997** |
| **Seasons Played** | **26** |
| **Head Coaches** | **5** |
| **Bowl Games/Wins** | **10/6** |

### BULLS FASTEST TO REACH TOP 10

■ In 2007, USF became the fastest program in the modern AP Poll Era to go from inception to a Top 10 national ranking as the Bulls were ranked No. 6 in the Week 5 AP Poll in just the program's 11th season. The Bulls would climb all the way to the No. 2 ranking two weeks later in Week 7 to become the fastest to reach a Top 5 ranking.

■ The Bull have reached a Top 25 ranking in seven seasons, including three straight (2016-18), and been ranked a total of 48 weeks, including 12 in the top 15.

### FASTEST TO 150 WINS IN FLORIDA

With a victory over ECU in 2018, USF became the fastest Florida FBS program to reach 150 wins.

**STATE OF FLORIDA FBS PROGRAMS**

**School..... Game Reached..... 150th Win/Games**

**USF ..... 4th game of 2018.....150/255 (.588)**
Florida..... 1st game of 1937.....150/258 (.581)
Miami..... 5th game of 1955.....150/267 (.562)
Florida St. ..... 10th game of 1975.....150/292 (.513)
UCF ..... 9th game of 2005.....150/294 (.510)
FAU & FIU had not reached 150 wins

### BEATING NATIONAL CHAMPIONSHIP PROGRAMS

USF has defeated 12 programs with an NCAA-recognized FBS national championship, including wins against Army, Auburn, BYU, Clemson, Florida State, Georgia Tech, Illinois, Miami, Notre Dame, Pittsburgh, Syracuse and TCU.

### TRANSFER TALENT

USF has welcomed numerous transfers in recent years, including 30 four-year college transfers on the 2022 roster - with 22 from FBS programs and 19 from Power Five programs. Starting the 2022 season, 24 transfers were projected in the two deep (12 on defense, 10 on offense and two specialists) with nine projected as starters - including at quarterback and running back. Among the schools players have come to USF from are: Auburn, Baylor, Clemson, Colorado, Kansas State, Maryland, Miami, Minnesota, Missouri, North Carolina, Rutgers, Tennessee and Virginia Tech.

### GRADUATES

USF entered 2022 with 21 graduates on the roster. **They are:** Sean Atkins (WR), Andrew Beardall (LS), Logan Berryhill (WR), Gerry Bohanon (QB), Dwayne Boyles (LB), Chris Carter (TE), Brad Cecil (C), Daquan Evans (CB), Darrien Grant (DE), Antonio Grier (LB), Demetris Harris (G), Demontrey Jacobs (T), Donovan Jennings (T), Mekhi LaPointe (S), Chris Mottillo (TE), Brian Norris (LB), Jonathan Ross (DE), Alec Valet (OL), Jason Vaughn (DE), Latrell Williams (WR) and Rashawn Yate (DE).

### MONEY DOWNS

USF calls third downs "Money Downs" as the opportunity to extend a drive or get the defense off the field. The offense yells out "Money" on third downs while the defense yells "Cash" to ensure all players on the field are aware of the situation.

### WATCH LIST WAVE

Following several seasons of sparse presence on national award watch lists, the Bulls enter 2022 appearing on eight such lists, the program's most since appearing on 14 entering the 2017 season after posting an 11-2 record and finishing in the Top 25 in 2016.

***Bulls on national award watch lists entering the 2022 season include:***

QB Gerry Bohanon – Davey O'Brien Award
& Johnny Unitas Gold Arm Award
RB/KR Brian Battie – Paul Hornung Award
WR Xavier Weaver – Biletnikoff Award
LB Dwayne Boyles – Rotary Lombardi Award
LB Antonio Grier – Nagurski Trophy & Wuerffel Trophy
K Spencer Shrader – Lou Groza Award

### SUPER SENIORS

***USF has 12 "Super Seniors" – players who elected to use an extra year of COVID eligibility:*** Dwayne Boyles (LB), Brad Cecil (C), Darrien Grant (DE), Antonio Grier (LB), Jatorian Hansford (DE), Demetris Harris (G), Demontrey Jacobs (RT), Donovan Jennings (LT), Mehki LaPointe (S), Latrell Williams (WR), Rashawn Yates (DT).

■ Six "Super Seniors" ranked among the top 8 of the Bulls "Grit" rankings following winter workouts. All 12 ranked among the Top 25.

■ Super Senior center Brad Cecil led all players in "Grit" rankings after summer workouts.

## #BAYMADE

### FOCUSED ON CULTIVATING HOMEGROWN TALENT

USF has focused recruiting on the state of Florida and particularly the Bay area and its seven surrounding counties.

■ USF's priority order for recruiting is: 1) the Bay area (100 mile radius); 2) the state of Florida (10 broken into geographic areas), 3) bordering and nearby states (GA, AL, SC, NC); 4) national.

■ Within a 100-mile radius of Tampa there are 121 high schools. There are close to 100 Division I players recruited nationally from the area annually.

■ Each USF coach is assigned 12 schools in Area (with one getting 13) as the Bulls build on the benefit of players being able to have their family involved in the program, see them play regularly, go home regularly and play for their city as well as the benefit of building their brand in a thriving metropolitan economic area of over 4 million people and numerous large businesses and professional opportunities.

■ The 2022 Bulls' roster features 27 players from the Bay area, including 11 projected in the two deep to start the 2022 season.

■ 76 of the players on USF's roster hail from the state of Florida. That represents 65 percent of the roster with Georgia (9) and South Carolina (6) being the next closest states in producing current Bulls.

■ Among the Bay area standouts on the Bulls' 2022 roster are: running back Brian Battie, left tackle Donovan Jennings, guards Mike Lofton and Zach Perkins, cornerbacks Aamaris Brown and TJ Robinson, safeties Mekhi LaPointe and T-Mac Simpson, defensive linemen Darien Grant, linebacker DJ Gordon, and placekicker Spencer Shrader.

# DID YOU KNOW?

✔ **QB Gerry Bohanon** Academics shaped the life of Bohanon. His principal at Earle (Arkansas) High School was his mother, Juanita. He often did homework on the bus rides to road games. He finished his undergraduate degree in 2 1/2 years at Baylor University.

✔ **WR Ajou Ajou** His name means "powerful" in the Dinka language. His mother spent time in a South Sudanese refugee camp in the 1990's as war tore the country, before immigrating to Alberta, Canada where she works in a slaughterhouse. She can speak six languages. He has gone three years without seeing his mother, since moving to attend Clearwater Academy. She has yet to see him play college football in person.

✔ **LB DJ Gordon** is a native of Plant City, 40 minutes east of campus, where his family has lived for generations and he enjoyed the country life riding horses (quarter-horses and a Mustang Appaloosa), hunting, fishing and enjoying occasional meals of possum, squirrel and raccoon. He alsso hunted and ate gators. His name is James Edward Gordon IV, but he got the nickname "DJ" because his father was known as "Dank" and he is "Dank Jr." or "DJ."

✔ **WR Khafre Brown** Brown was named for the Egyptian king Khafre, who built the second largest pyramid of Giza during his 66-year reign, concluding somewhere around 2570 B.C. Brown's mother was intrigued after seeing a picture of Khafre's statue in a book. Brown does paintings for a hobby. He specializes in sunsets, usually in a beach or skyline setting. He picked up the hobby from his mother, who is an artist.

✔ **DT Rashad Cheney** After transferring from Minnesota, Cheney has reunited with his old friend LB Antonio Grier. Cheney and Grier first met at age 4 when they were in the same daycare facility in Atlanta.

✔ **OL Demontrey Jacobs** The mother of OT Demontrey Jacobs, Venessa Jacobs, is the head volleyball coach at Southern University.

✔ **WR Xavier Weaver's** mother, Nadine Weaver, is french and a cancer survivor. Weaver goes by many nicknames including: X, Zay, XMan, and the french Zah-VEE-Ay (when his mother is angry with him).He has the banker from Monopoly tatooed on his left shin because "I like to be money in every way." Weaver and runningback Kelley Joiner have been roomates since they arrived at USF and are great friends - where you see one you see the otther.

✔ **DT Nick Bags** Nick Bags shortened his last name after his high-school coaches had trouble spelling and pronouncing "Bagashvili.'' Bags' mother immigrated to New York from the country of Georgia, which seceded from the Soviet Union in 1992. For two years, Bags lived with his grandmother in Georgia, then returned to New York as a third-grader and had to learn English.

✔ **LB Antonio Grier** Grier is president of his fraternity. Grier also regularly visits teenage kids and young men at the Hillsborough County Detention Center to learn about their lives and share positive messages about how they can improve. His nickname is "Yo Yo."

✔ **P Andrew Stokes** is 28 years old and the Bulls second straight punter to come out of Prokick in Australia. He had never played in a football game when he arrived at USF. Stokes spent seven years playing Australian rules football with the Railways in the Great Northern Football League, then Freemantle of the West Australia Football League.

✔ **K Spencer Shrader** was home schooled in high school and was a standout soccer player, scoring a school-record 33 goals in a season for Newsome HS and had a professional tryout in Brazil (for three months in 2018). He came to play football on a relative whim, as a Newsome junior he was kicking footballs simply because they happened to be nearby when the football coach at the time, Ken Hiscock, was walking nearby and said he was stopped short "by the sound." He founded an online company (CopperFox Technologies) that does brand design, web development and sales force integration. He and his family work together on a nonprofit organization, Liberty Villages, which builds Christian communities dedicated to education, entrepreneurship, freedom and peace.

✔ **G Demetris Harris** had both parents serve in the Navy. Demetris Harris Sr. and Stephanie Harris both served approximately 12 years, where they met.

✔ **LB Coach Ernie Sims** was ranked the No. 1 recruit in the nation by Rivals in 2003 before signing with Florida State where he became an ESPN first team All-American linebacker and went on to be the No. 9 overall pick in the 2006 NFL Draft by the Detroit Lions in 2006. Sims played eight NFL seasons with four teams and the Tallahassee native recorded 623 tackles in the NFL.

✔ **DL Coach Da'Quan Bowers** was ranked the No. 1 recruit in the nation by ESPN.com in 2008 before going on to earn first team All-America, ACC Defensive Player of the Year and the Bronko Nagurski Trophy at Clemson. He was selected in the second round of he 2011 NFL Draft by the Tampa Bay Bucanneers. He was inducted into the Clemson Athletic Hall of Fame in October of 2022.

✔ **LB Dwayne Boyles** began growing his hair out in the fifth grade and went to full dreadlocks two years later in 7th grade. "It's a long process to get it looking just right, but I love it and it's who I am." His Twitter handle is @Dreadhead_Wayne. His mother, Cheryl, is a school teacher and he has asthma. He always has a nebulizer inhaler around and he takes medications when necessary.

## SOME LIKE IT HOT

Some of the Bulls most outstanding performances in the last three years have occurred against ranked opponents and in front of the largest and most hostile crowds.

■ Playing in front of a sold out crowd of 38,752 at No. 24 Cincinnati, the Bulls led 17-14 at the half and 24-21 with 9:24 to play before falling 28-24 as UC extended a 30-game home streak despite USF running for 224 yards.

■ USF ran for 286 yards and led 28-24 with 5:00 to play at No. 18 Florida as 88,496 fans screamed in Ben Hill Griffin Stadium on Sept. 17, 2022 in an eventual 31-28 UF win.

■ USF outscored No. 15 BYU 21-7 in the second half in a 35-27 loss in front of 60,217 fired up fans in a 10:25 pm (ET) kick at LaVell Edwards Stadium in Provo on Sept. 25, 2021

■ Playing in front of 41,157 in Orlando last year, USF drove 80 yards on the final drive, but came up three yards short of pulling of a big War On I-4 win in a 17-13 loss.

**FAST START AT NO. 24 CINCINNATI**: After slow starts on the year that netted just seven first quarter points in the first five games (scoring in the first quarter only at Florida), USF elected to receive when winning the toss at No. 24 Cincinnati and the move paid off. The Bulls took the ball and drove 75 yards for a 7-0 lead. UC threw an interception on their first play and USF drove 65 yards to turn it into a field goal for a 10-0 lead and 140-0 yardage advantage with 3:16 to play in the first quarter.

■ It was USF's first time scoring first on the season. The Bulls held a 17-14 halftime lead, just the second halftime lead on the season (14-7 vs. Howard)

■ Cincinnati was leading the nation in sacks and TFL entering the game, they posted 0 sacks and 8 TFL.

■ USF had scoring drives of 75, 65, 75 and 88 yards and went a season-best, 8-of-15 on third down.

■ UC was ranked No. 22 nationally in total defense (303.2) and 34th in scoring (20.6), USF put up 363 yards and 24 points.

# OFFENSIVE NOTES

## STARTING QUARTERBACKS

Junior Baylor transfer Gerry Bohanon earned the starting job during fall camp over incumbent returning sophomore Timmy McClain, who transferred to UCF. In May the Bulls welcomed Bohanon, who started 12 games last season and helped the Bears to a Big 12 championship and Sugar Bowl victory against Ole Miss. Bohanon suffered a season-ending injuring vs. Tulane and Marsh, a big-armed prospect with an NFL body, started the next three games before suffering a neck injury vs. SMU that required surgery and ended his season. Freshman Byrum Brown, who began the year as the Bulls fourth string quarterback, took over the starting job at Tulsa and posted the Bulls game for a quarterback on the year, posting 316 total yards and four touchdowns while completing.

■ For the third straight season, USF has started three different quarterbacks during a season, this year starting Gerry Bohanon (7), Katravis Marsh (3) and Byrum Brown.

■ The Bulls have had NINE different starting quarterbacks in the five years since the graduation of standout Quinton Flowers who led the Bulls to 30 wins in three years as the starter. Blake Barnett (2018 & 19) Jordan McCloud (2019 & 20) & Katravis Marsh (2020, 21 & 22) are the only ones to start in multiple seasons.

**2018:** Blake Barnett (10 starts), Chris Oladokun (3)
**2019:** Jordan McCloud (10), Barnett (3)
**2020:** McCloud (7), Noah Johnson (1), Katravis Marsh (1)
**2021:** Timmy McClain (9), Cade Fortin (2), Marsh (1)
**2022:** Gerry Bohanon (7), Marsh (3), Byrum Brown (1)

## WHAT CAN BROWN DO FOR YOU?

Freshman QB Byrum Brown (Raleigh, N.C.) had a stellar debut in his first career start, a 48-42 loss at Tulsa (11.18).

■ Brown was named to the AAC HONOR ROLL as he led USF to a season-best 499 yards of offense and equaled a season high with 42 points scored in a 48-42 loss that came down to the final seconds.

■ He completed his first 21 passes before his first incompletion came late in the 4th quarter, becoming the first FBS player to start a game with 21 consecutive completions since MTSU's Brent Stockwell completed 22 straight vs. Alabama A&M in 2016 . He finished the game 21-of-25, his 84 percent completion percentage breaking the USF program game record of 82.8 percent (24-29) set by Quinton Flowers at Memphis in 2016.

■ He totaled 316 yards (240 passing and 76 rushing) and 4 TD (3 passing, 1 rushing) while not committing a turnover and posting a pass efficiency rating of 204.2. His total yards marked the second-most for a USF QB on the season behind Gerry Bohanon's 327 and 4 TD vs. ECU and his efficiency was the highest for a USF QB with more than 10 attempts on the year.

■ He led scoring drives of 68, 90, 47, 65, 79, 35 and 51 yards in a game with a 30 degree temperature at kickoff and without the team's leading receiver.

■ He became the 23rd starting quarterback in program history as first time starters fell to 11-12 at USF.

# USF FOOTBALL FACILITY IMPROVEMENTS

Entering 2021, USF completed a $3.3 million upgrade to its current football facilities, including:

■ A completely renovated locker room featuring: 120 lockers, state of the art digital lighting and surround sound system, a team lounge with two 86" big screen TVs, video game console, pool table, ping-pong table and furnishings, a nutrition fueling station, new LED graphics and 55" monitors throughout.

■ New entry ways, graphics and carpeting throughout the operations area.

■ New team room graphics and chairs.

■ Renovated coaches offices and staff rooms with new furniture, graphics and carpeting.

### INDOOR PERFORMANCE FACILITY

USF is completing an 88,000-square foot indoor facility at a cost of approximately $22 million, which will feature a 100-yard turf field, climate control, branded lobby and observation deck. The Bulls began practicing in the facility on Nov. 9, 2022.

### ON CAMPUS STADIUM/FOOTBALL CENTER

USF has plans to build on on-campus stadium which will include a USF Football Center that will serve as a new home for USF football with coaches offices, meeting spaces, weight room, locker room, training and equipment areas and player lounge among the amenities. The stadium, which is supported by the university president and board of trustees, is targeted for completion in 2026.

## OFFENSIVE UPTICK

USF has seen a marked improvement in its offense under first year coordinator Travis Trickett, despite playing three different starting quarterbacks and seeing significant injuries to starters throughout the year.

■ USF has posted its top two offensive yardage games of the year - 499 at Tulsa and 471 at Temple - in its last four games with preseason third-string QB Katravis Marsh and fourth-string QB Byrum Brown under center.

■ USF is averaging 445 total yards, 231 rushing yards and 30 points per game in its last four games.

■ USF is up year-over-year in:

| | 2022 | 2021 |
|---|---|---|
| **Total Offense:** | 386.5 (68) | 350.9 (102) |
| **Rushing:** | 188.8 (39) | 158.5 (101) |
| **Scoring:** | 27.0 (77) | 23.2 (100) |

## ATKINS STEPS UP

A walk-on wide receiver that entered the 2022 season with 11 career catches for 99 yards and no touchdowns, 5-10 Sean Atkins has stepped up for the Bulls in a big way as injuries have deprived USF of first game starters Ajou Ajou and Khafre Brown for most of the season and leading receiver Xavier Weaver will miss the last two games.

■ Atkins posted career highs of 9 catches for 115 yards with an 18-yard TD catch from Byrum Brown at Tulsa (11.18). His 9 receptions tied for 9th on USF's game receptions chart and were the most by a USF player since Bryce Miller posted 11 vs. UCF in 2020.

■ Atkins has caught passes in five games, including the last three straight, and totaled career-bests of 18 receptions for 236 yards and two touchdowns on the year, to rank third on the team in all three categories in 2022.

## RUNNING DOWN THE DREAM

With a veteran offensive line and strong running back room, USF is running effectively in 2022.

■ USF ran for 259 yards at Tulsa (11.18), with Brian Battie posting his sixth 100-yard game of the year (169) It marked the Bulls SIXTH game of the year rushing for 200+ yards.

■ Brian Battie became the Bulls first 1,000-yard rusher since 2018 and just the sixth player to do it at USF (10th season). USF is averaging 188.8 yards per game on the ground 4th in the AAC/39th nationally.

■ USF ran for 281 yards at Temple, with Brian Battie posting his fourth 100-yard game of the year (129).

■ USF ran for 224 yards at No. 24 Cincinnati, equalling the most rushing yards the Bearcats had given up on the year behind a career-best 117 yards and 59-yard dash from QB Gerry Bohanon and 82 yards from Brian Battie.

■ USF exploded for 216 first half rushing yards at Florida (9.17), far eclipsing the 22 combined rushing yards the Gators had given up in their first two games of the season vs. No. 9 Utah and No. 20 Kentucky. The Bulls went on to post a season-best 286 rushing yards (6.2 ypc) and three rushing touchdowns with two 100-yard rushers in Brian Battie (150 yds, 8.8 ypc) and Gerry Bohanon (102 yds, 6.8 ypc).

■ USF had two 100-yard rushers in the same game for the 18th time in program history at Florida (9.17).

■ The Bulls rushed for 205 yards, 150 of which came in the second half, a 42-20 win over Howard. USF logged 6 rushing touchdowns by four players, which was the most in a game since posting 6 vs. Charleston Southern in 2003. Jaren Mangham and Michel Dukes each posted two and Brian Battie and K'wan Powell each added one.

## ALL-AMERICAN BATTIE (BAT-TEE)

Kick Returner/Running Back Brian Battie (Sarasota/Sarasota HS) became just the second Bull to earn **Consensus All-America** honors (KR) in 2021 and the first since defensive end George Selvie did so in 2007.

**In 2022,** he has showed off his rushing prowess posting back-to-back 100-yard games for the first time in his career with 105 vs. Howard and a career-high 150 at Florida and then rolling out four-straight 100-yard outings heading into the season finale vs. UCF.

■ He ranks No. 7 in the nation posting 153.0 all-purpose yards per game, 7th nationally with 6.64 ypc, and 2nd in the AAC/24th nationally in rushing 94.7 ypg.

■ Became just the sixth USF player and first since 2018 to run for 1,000 yards in a season, eclipsing the mark at Tulsa (11.18) for the 10th 1,000-yard season in program history. His 1,042 yards on the year rank as the 8th-best season in pogram history, within 45 yards of a top 5 season at USF

■ His career-best 169 yards at Tulsa marked his fourth-straight 100-yard game as he chases the USF record of five straight.

■ His 293 all-purpose yards at Temple (129 rushing; 164 kickoff returns) rank No. 2 all-time at USF, just short of the record of 302 set by Jordan Cronkrite in 2018 at UMass (all rushing yards).

■ Named to the AAC Honor Roll after the Florida game in which he logged 250 all-purpose yards.

■ Averaging 87 ypg, needs 137 yards (69 ypg) to post the 10th 1,000-yard rushing season in program history, first since Jordan Cronkrite ran for 1,121 yards in 2018.

■ ***EIGHT career 100-yard rushing games:***

169 yards on 19 carries (8.9 ypc) at Tulsa (11.18)
145 yards on 26 carries (5.6 ypc) vs. SMU (11.12)
129 yards on 19 carries (6.8 ypc) at Temple (11.5)
106 yards on 12 carries (8.8 ypc) at Houston (10.29)
150 yards on 17 carries (9.8 ypc) at Florida (9.17)
105 yards on just 7 carries (15.0 ypc) vs. Howard (9.10)
110 on 10 carries (11.0 ypc) vs. Florida A&M (9.18.21),
102 (6.8 ypc) vs. UCF in the last game of 2020.

***Long runs on 2022:***

60-yard TD run vs. Howard
51 yard run vs. Florida

■ Has led USF in rushing 12 times in his young career.

■ In 2021, he tied an NCAA RECORD with two 100-yard kickoff returns in the same game vs. Houston (including the game's opening kickoff), joining Utah's Reggie Dunn (2012, vs. Cal).

■ LED THE NCAA with three kickoff returns for TD n 2021 and ranked No. 5 nationally averaging 32.5 ypr.

■ Set USF season and career records with three kickoff returns for touchdowns in 2021 and his return average broke the mark set by J.R. Reed in 2003 when he led the nation with a 31.7 ypr average.

## HORN OF PLENTY

Sophomore Jimmy Horn Jr. continues to put his ELITE speed on display for the Bulls:

■ Scored on a career-long 55-yard run at Temple (11.5)

■ Led USF with five catches for 98 yards and a touchdown vs. Tulane (10.15)

■ Posted the 4th-best receiving yardage game in program history vs. ECU with career highs of 8 catches for 180 yards (4th) and two touchdowns, including a 91-yard TD catch that is the THIRD-longest in USF history and 104 yards YAC.

■ Owns 2 of the 9 longest receptions in program history.

■ In the 2022 season-opener vs. BYU, he posted an 89-yard kickoff return touchdown to open the second half, the 14th in program history and just the 10th USF player to do it.

■ Horn's 80-yard touchdown reception against Cincinnati in 2021 is the longest play from scrimmage by a USF freshman in program history and the EIGHTH-longest touchdown catch. It helped him to record his second 100-yard receiving game of the season with five catches for a career-best 108 yards (95 after the catch).

# SWEET PAD!

Raymond James Stadium hosted Super Bowl 55 on Feb. 7, 2021, as the Bucs defeated the Chiefs in the stadium's third Super Bowl. It also hosted the 2017 CFP Championship game. In recent years, the stadium has undergone major upgrades securing its stature among the finest venues:

■ The first venue IN THE WORLD to feature Sportsbeam LED Field Lighting, which allows for 2.1 million color combinations and 100s of lighting effects. (2020)

■ The addition of 5G network connectivity. (2020)

■ $10.4 million in COVID-19 mitigation, cleaning and sanitization enhancements, including installation of 775 hand sanitizer stations in the stadium and surrounding lots. (2020)

■ Nearly $160 million in uprades (2018), including: a new 8,000-square-foot, full-service premium sports bar, new East & West Stadium Clubs that include sleek new bars, a club lounge, massive video displays, 162 TVs, and a state-of-the-art audio system, concourse and concession enhancements and locker rooms.

■ State of the art, high visibility 9,600-square-foot video displays in both end zones along with the addition of a new 2,300-square-foot video towers in each corner and stadium ribbon board. All together, the video displays cover more than 28,000-square-feet, making Raymond James Stadium the third-largest video displays in the United States.

## SOUND THE HORN!

WR Jimmy Horn Jr. used his elite speed to post the fourth-best receiving game in program history vs. ECU on Oct. 1. The sophomore posted career highs with eight catches for 180 yards (4th all-time) and two touchdowns on the game, including a 91-yard TD reception (3rd-longest in USF history) and 104 yards after the catch. With his 80-yard TD last year at Cincinnati, Horn now owns two of the nine longest receptions in program history.

## HARRIS SETS CAREER STARTS RECORD; BOYLES TO SET GAMES PLAYED MARK

Senior left guard Demetris Harris is in his second year as a team captain having long ago established his team leadership. Now he has etched his name at the top of the Bulls career starts record as he posted his 29th straight start and 52nd of his career at Tulsa, surpassing the mark of 50 set by Bulls' all-time leading tackler linebacker Auggie Sanchez and All-American defensive end George Selvie. Harris will equal the mark despite playing most of the 2022 season with a painful foot injury.

LB Dwayne Boyles played in his 53rd career game at Tulsa, surpassing the record of 52 set by Jerome Murphy (2006-09). Harris and center Brad Cecil both have 52 career games played, tying Murphy at Tulsa.

## O-LINE CONTINUITY

Not only does USF return all five offensive line starters from 2021, but also the longest tenured offensive line coach at USF since 2012.

■ Assistant Head Coach Allen Mogridge returns to coach the offensive line for the third straight season, becoming the longest tenured Bulls coach at the position since Steve Shankweiler led the unit from 2010-12.

■ USF has had seven offensive line coaches since 2012, with an average tenure of 1.4 years over the last 10 years and five serving for just one season.

■ Super Senior offensive linemen Brad Cecil, Demetris Harris and Donovan Jennings have all started games in four seasons and played for three offensive line coaches.

■ Brad Cecil is a 2022 Campbell Trophy SEMIFINALIST for achievement on the field, classroom and community and also a Wuerffel Trophy Candidate.

## O-LINE TOPS CAREER STARTS MARKS; LED NATION IN STARTS ENTERING 2022

All five starters returned on the offensive line - LT Donovan Jennings, LG Demetris Harris, C Brad Cecil, RG Dustyn Hall & RT Demontrey Jacobs. Jennings, Harris and Cecil started alongside each other for the past four seasons and each brought at least 31 starts into 2022, leading all Bulls returners in career starts and with a chance to top the all-time Bulls career starts chart.

**CAREER STARTS**

| | |
|---|---|
| 1. **Demetris Harris, OL** | **52** |
| 2. Auggie Sanchez, LB, 2014-17 | 50 |
| George Selvie, DE, 2006-09 | 50 |
| 4. **Brad Cecil, OL** | **49** |
| DeDe Lattimore, LB, 2010-13 | 49 |
| 6. Quinterrius Eatmon, OL, 2011-14 | 46 |

**Donovan Jennings, OL — 35 (out for season)**

■ Senior offensive tackle Donovan Jennings suffered a season-ending leg injury at Louisville, bringing to an end a run of 22 games that Jennings, Brad Cecil and Demetris Harris started alongside each other on the offensive line.

■ USF's offensive line brought 154 total career starts into the 2022 season, which led the nation by nearly 10:

| | |
|---|---|
| USF | 154 |
| Pittsburgh | 145 |
| Georgia State | 143 |

## WEAVER ON THE CHARTS

Xavier Weaver had a breakout season in 2021 that saw earn first-team All-AAC honors from Pro Football Focus and second-team from Pro Footballl Network as he led USF with 41 catches for 715 yards and a 17.4 ypc. In 2022, the junior has moved his name higher in the USF record charts.

■ His 53 catches (6.1 rpg) in 2022 are a new career best and tied for 5th all-time in a season, just 14 from the USF season record of 67 set by Rodney Adams in 2016.

■ His 718 yards in 2022 are a career-best and his second-straight top 10 yardage season ranking 5th. He is 161 from the USF season record of 879 set by Marquez Valdes-Scanting (2017).

■ He has 1,735 career yards receiving (4th all-time) and 116 receptions (6th all-time), needing just 401 to catch the record of 2,136 and 37 to match the record of 153.

■ FOURTH career 100-yard game with 6 catches for 119 yards and two touchdowns at Temple (11.5).

■ Third career 100-yard game with seven catches for 112 yards and two TD at No. 24 Cincinnati (10.8)

■ After logging a career-best eight receptions vs. Florida (9.17), he had posted a career high in each of the first three games on the 2022 season.

■ Posted his second career 100-yard receiving game with a career-best 113 yards on five catches vs. No. 25 BYU (9.3) in the season-opener.

■ He has led USF in receiving yards and receptions in 7 games in 2022. He led in receiving yards in 8 of 11 games he played in 2021.

■ His 17.3 ypc in 2021 ranks 10th all-time in a season at USF and led The American.

■ Weaver was also a potent punt returner in 2021 logging an average of 12.9 ypr on nine returns that would have ranked No. 6 nationally with two more returns.

■ Has a tattoo of Uncle Penny Bags, the banker from the Monopoly game, on his left shin because "I like to be money in every sense of the word."

■ His father, Sean Weaver, played four seasons with the San Diego Chargers.

■ He is the first player from Orlando Christian Prep to sign with a Division I-A school.

# SITUATIONAL RECORDS

| | Under Scott | 2022 |
|---|---|---|
| vs. Top-25 opponents (AP/Coaches) | 0-9 | 0-3 |
| vs. Top-10 opponents (AP/Coaches) | 0-3 | 0-0 |
| USF scores first | 2-8 | 0-2 |
| Opponent scores first | 2-17 | 1-7 |
| USF leads after 1st quarter | 1-3 | 0-2 |
| Opponent leads after 1st quarter | 1-17 | 1-6 |
| USF leads at half | 4-6 | 1-1 |
| Tied at half | 0-0 | 0-1 |
| Opponent leads at half | 0-19 | 0-7 |
| USF leads after 3rd quarter | 4-3 | 1-0 |
| Opponent leads after 3rd quarter | 0-21 | 0-8 |
| Tied after 3rd | 0-0 | 0-0 |

## USF OFFENSE

| | | |
|---|---|---|
| SCORING: 17 points or less | 0-8 | 0-1 |
| SCORING: 20 or more points | 3-15 | 0-8 |
| SCORING: 30 or more points | 2-6 | 0-1 |
| SCORING: 40 or more points | 1-2 | 1-0 |
| TOTAL OFFENSE: 400 or more yards | 4-5 | 1-4 |
| TOTAL OFFENSE: 500 or more yards | 1-1 | 0-0 |
| TOTAL OFFENSE: 300 yards or less | 0-8 | 0-2 |
| RUSHING: 200 or more yards | 4-4 | 1-3 |
| RUSHING: 300 or more yards | 2-0 | 0-0 |
| RUSHING ATT: 40 or more | 3-10 | 1-4 |
| PASSING: 200 or more yards | 1-9 | 1-4 |
| PASSING: 300 or more yards | 0-2 | 0-0 |
| PASSING ATT: 30 or more | 1-14 | 1-3 |
| 1st DOWNS: at least 20 | 3-13 | 1-5 |
| 3rd DOWNS: convert 40% or more | 2-7 | 0-4 |
| TURNOVERS: two or less | 4-25 | 1-6 |

## USF DEFENSE

| | | |
|---|---|---|
| SCORING: allow 15 points or less | 2-0 | 0-0 |
| SCORING: allow 20 points or less | 3-1 | 1-0 |
| SCORING: allow 21 points or more | 0-24 | 0-9 |
| TOTAL OFFENSE: 300 yards or less | 2-1 | 0-0 |
| RUSHING: allow 150 yards or less | 2-5 | 0-2 |
| RUSHING: allow 100 yards or less | 1-0 | 0-0 |
| PASSING: allow 150 yards or less | 1-3 | 0-1 |
| PASSING: allow 100 yards or less | 1-0 | 0-0 |
| 1st DOWNS: allow 15 or less | 1-1 | 0-0 |
| 3rd DOWNS: convert 33% or less | 2-5 | 0-2 |
| TURNOVERS: two or more | 3-8 | 1-2 |

## TEAM COMPARISON

| | | |
|---|---|---|
| RUSHING YARDS: USF has more | 4-8 | 1-4 |
| PASSING YARDS: USF has more | 1-6 | 0-1 |
| TOTAL YARDS: USF has more | 4-3 | 1-1 |
| TURNOVERS: USF has fewer | 3-5 | 1-2 |
| TIME OF POSSESSION: advantage | 2-10 | 0-3 |
| 1ST DOWNS: USF has more | 2-5 | 0-1 |
| PENALTIES: USF has fewer | 4-10 | 1-3 |
| SPECIAL TEAMS SCORE: USF scores TD | 1-3 | 0-1 |

## USF INDIVIDUALS

| | | |
|---|---|---|
| RUSHING: 100-yard rusher | 2-5 | 1-4 |
| PASSING: 200-yard passer | 1-8 | 1-2 |
| RECEIVING: 100-yard receiver | 0-7 | 0-4 |
| RUSH/PASS: 100-yard rusher/200-yard passer | 1-2 | 1-1 |

# USF LARGEST CROWDS

| | | | |
|---|---|---|---|
| 1. 99,235 | at Penn State | Sept. 3, 2005 | L, 23-13 |
| 2. 90,612 | at Florida | Sept. 12, 2010 | L, 38-14 |
| 3. 88,496 | at Florida | Sept. 17, 2022 | L, 28-31 |
| 4. 83,524 | at Florida State | Sept. 26, 2009 | W, 17-7 |
| 5. 82,617 | at Auburn | Sept. 8, 2007 | W, 26-23 OT |
| 6. 80,795 | at Notre Dame | Sept. 3, 2011 | W, 23-20 |
| 7. 78,900 | at South Carolina | Sept. 18, 2004 | L, 34-3 |
| 8. 78,111 | at Wisconsin | Sept. 27, 2014 | L, 27-10 |
| 9. 76,780 | at Alabama | Aug. 30, 2003 | L, 40-17 |
| 10. 74,432 | at Oklahoma | Sept. 28, 2002 | L, 31-14 |
| 11. 72,811 | at Florida State | Sept. 12, 2015 | L, 14-34 |
| 12. 70,401 | at Michigan St. | Sept. 7, 2013 | L, 21-6 |
| **13. 69,383** | **vs. Florida State** | **Sept. 29, 2012** | **L, 30-17** |
| **14. 67,012** | **vs. West Virginia** | **Sept. 28, 2007** | **W, 21-13** |
| **15. 66,469** | **vs. Miami** | **Nov. 28, 2009** | **L, 31-10** |

**BOLD = HOME**

# SEASON HONORS

## PRESEASON ALL-AMERICAN

**Brian Battie (RB/KR):** 1st Team: Athlon, ESPN, Phil Steele & Action Network

## NATIONAL WATCH LISTS

**Gerry Bohanon (QB):** Davey O'Brien & Johnny Unitas Golden Arm
**Brian Battie (RB/KR):** Paul Hornung Award
**Brad Cecil (C):** Campbell Trophy, SEMIFINALIST & Wuerffel Trophy
**Xavier Weaver (WR):** Biletnikoff Trophy
**Dwayne Boyles (LB):** Rotary Lombardi Award
**Antonio Greir (LB):** Bronko Nagurski
**Spencer Shrader (K):** Lou Groza Award

## PRESEASON All-AAC HONORS

**Brian Battie (RB/KR):** Phil Steele: 1st Team; Athlon: 1st Team
**Dwayne Boyles (LB):** Phil Steele, 2nd Team; Athlon: 3rd Team
**Brad Cecil (OC):** Athlon: 3rd Team
**Antonio Greir (LB):** Phil Steele: 1st Team; Athlon: 1st Team
**Demetris Harris (OG):** Phil Steele: 4th Team; Athlon: 2nd Team
**Jimmy Horn (WR):** Phil Steele, 4thTeam;
**Demontrey Jacobs (OT):** Phil Steele, 4thTeam;
**Donovan Jennings (LT):** Athlon: 2nd Team
**Jaren Mangham (RB):** Phil Steele: 2nd Team; Athlon: 4thTeam
**Spencer Shrader (K):** Phil Steele: 3rd Team; Athlon: 3rd Team
**Xavier Weaver (WR):** Phil Steele: 4th Team; Athlon: 3rd Team
**Rashawn Yates (DT):** Athlon: 4th Team

## EAST-WEST SHRINE GAME 1,000

Gerry Bohanon
Donovan Jennings
Antonio Grier
Xavier Weaver

## AAC PLAYERS OF THE WEEK

-- : –

## AAC HONOR ROLLL

**Week 3:** Brian Battie (150 rush, 250 all-purpose at Florida)
**Week 11:** Byrum Brown (316 total yards & 4 TD at Tulsa)

# GAME CAPTAINS

**Week 1 (BYU):** OFFF: Cecil, Harris; DEF: Hansford, Yates,
**Week 2 (HOWARD):** OFF: Carter, Jennings; DEF: Grant, LaPointe
**Week 3 (at Florida):** OFF: Bohanon, Jacobs; DEF: Boyles, Grier
**Week 4 (at Louisvillle):** Shrader, OFF: Weaver; DEF: Hill & Brown
**Week 5 (ECU):** OFF: Cecil, Harris DEF: Boyles, LaPointe
**Week 6 (at Cincy):** OFF: Cecil, Bohanon DEF: Boyles, Hansford
**Week 7 (Tulane):** OFF: Harris, Bohanon DEF: Boyles, Yates
**Week 8 (Houston):** OFF: Cecil, Harris DEF: Boyles, Yates
**Week 9 (Temple):** OFF: Cecil, Harris DEF: Boyles, Yates
**Week 10 (SMU):** OFF: Cecil, Harris DEF: Boyles, Yates
**Week 11 (TULSA):** OFF: Cecil, Harris DEF: Boyles, LaPointe

## WHOOP 'EM MANGHAM STYLE

Colorado transfer running back Jaren Mangham (6-2, 231) established himself as the Bulls' go-to redzone option in 2021, logging 15 rushing touchdowns on the year.

■ Mangham scored three TD in the opening two games (2 vs. Howard) and now has 18 rushing TD in 14 games at USF, good for a tie for 8th all-time, and 23 for his career (5 at Colorado). He needs two to tie QB Marquel Blackwell (a USF Athletic Hall of Famer) for 7th and five to enter the top 5 all-tiime. Quarterback Quinton Flowers holds the record with 41 (2014-17).

■ Mangham **ranked No. 13 nationally** with 15 rushing TD in 2021, which tied for the second-best season mark in USF history and three short of the record of 18 set by Quinton Flowers in 2016.

■ His string of at least one TD in SEVEN games (Florida to ECU) tied for second all-time at USF. He had six games with multiple TD on the year.

■ He set a USF record posting at least two rushing TDs in FOUR straight games (2 vs. Florida, 3 vs. FAMU, 2 at BYU, 2 at SMU).

■ Mangham ran for three touchdowns vs. Florida A&M (2, 4 & 9), the most for a USF player in a game since the 2018 season and tied for the third-most all-time.

# DEFFENSIVE NOTES

## BOYLES AT HEART OF BULLS DEFENSE

Linebacker Dwayne Boyles *currently stands No. 3 in the AAC posting 9.1 tpg.* He led USF in tackles (75) and tackles for loss (12.5) in 2019, had his 2020 season limited by injury, and finished second on the team with 68 tackles in 2021.

■ His 308 career tackles rank 7th all-time on the USF career charts. He is just the 8th Bull to post 300 career tackles.

■ He has led USF in SEVEN straight games ECU-Cincinnati-Tulane-Houston-Temple-SMU-Tulsa, posting double-digit tackles in six. His 101 tackles on the season make him just the 13th Bull to post 100 tackles in a season (16 seasons) and the first since safety Khalid McGee (111) in 2018.

■ His career-best 15 tackles, 2 TFL, 1 sack, 1 forced fumble performance vs. Tulane (10.15) marked USF's first player to post 15 tackles or more in a game since Patrick Macon did so in the 2019 season-opener vs. Wisconsin.

■ Led USF with 10 tackles, 1.5 tackles for loss in 28-24 loss at No. 24 Cincinnati (10.8).

■ Led USF with 12 tackles, 1.5 tackles for loss and a forced fumble vs. ECU (10.1)

■ Made his 4th career interception at Florida (9.17) and returned it 37 yards to set up a touchdown.

# AMERICA'S FASTEST RISING UNIVERSITY

U.S. News and World Report released its latest higher education rankings (2021) and the University of South Florida continues to be America's fastest-rising university, according to U.S. News. Over the past 10 years, USF has risen 48 spots among public universities from No. 94 to No. 46 and 67 spots among all universities (public or private), from No. 170 to No. 103. No other university in the country has risen so far so quickly. This also marks the third year in a row that USF is ranked in the top 50 among public universities.

■ Designated a "Preeminent State Research University" by the Florida board of governors in 2018, USF is in elite company with the University of Florida and Florida State University as the only three state universities to earn the designation.

■ USF enrollment **surpassed 50,000 students** for the first time in the fall of 2017, now with 50,830 students currently enrolled across the three campuses: USF Tampa, USF St. Petersburg and USF Sarasota-Manatee.

■ USF is the nation's 7th leading public university in generating new United States utility patents and ranks 16th among universities worldwide.

# RECORDS WATCH

## RECEIVING YARDS - CAREER

| | NAME | YDS | YEARS |
|---|---|---|---|
| 1. | Andre Davis | 2,136 | 2011-14 |
| 2. | Rodney Adams | 1,967 | 2014-16 |
| 3. | Tyre McCants | 1,856 | 2015-18 |
| **4.** | **Xavier Weaver** | **1,735** | **2019-22** |
| 5. | Carlton Mitchell | 1,648 | 2007-09 |
| 6. | Dontavia Bogan | 1,534 | 2007-10 |
| 7. | Hugh Smith | 1,523 | 1999-2002 |
| 8. | Huey Whittaker | 1,447 | 2001-03 |
| 9. | Taurus Johnson | 1,434 | 2005-08 |
| 10. | Charlie Jackson | 1,373 | 1997-200 |
| 11. | Mitchell Wilcox | 1,326 | 2016-19 |
| 12. | DeAndrew Rubin | 1,306 | 1999-2002 |
| 13. | Marquez Valdes-Scantling | 1,294 | 2016-17 |

## RECEPTIONS - CAREER

| | NAME | CATCHES | YEARS |
|---|---|---|---|
| 1. | Andre Davis | 153 | 2011-14 |
| 2. | Rodney Adams | 135 | 2014-16 |
| 3. | Hugh Smith | 131 | 1999-2002 |
| 4. | Tyre McCants | 127 | 2015-18 |
| 5. | Huey Whittaker | 117 | 2001-03 |
| **6.** | **Xavier Weaver** | **116** | **2019-22** |
| 7. | Taurus Johnson | 112 | 2005-08 |
| 8. | Dontavia Bogan | 107 | 2007-10 |
| | Jessie Hester | 107 | 2005-09 |
| 10. | Carlton Mitchell | 105 | 2007-09 |

## RECEIVING YARDS - SEASON

| | NAME | YDS | YEAR |
|---|---|---|---|
| 1. | Marquez Valdes-Scantling | 879 (53) | 2017 |
| 2. | Rodney Adams | 822 | 2106 |
| | Rodney Adams | 822 | 2015 |
| 4. | Andre Davis | 735 | 2013 |
| **5.** | **Xavier Weaver** | **718** | **2022** |
| 6. | Xavier Weaver | 715 | 2021 |
| 7. | Carlton Mitchell | 706 | 2009 |
| 8. | Tyre McCants | 686 | 2017 |
| 9. | Dontavia Bogan | 685 | 2010 |
| 10. | Randall St. Felix | 679 | 2018 |

## RECEPTIONS - SEASON

| | NAME | REC | YEAR |
|---|---|---|---|
| 1. | Rodney Adams | 67 (822) | 2016 |
| 2. | Hugh Smith | 62 (661) | 2002 |
| 3. | Tyre McCants | 59 (622) | 2018 |
| 4. | Jessie Hester | 54 (579) | 2008 |
| 5. | **Xavier Weaver** | **53** | **2022** |
| | Marquez Valdes-Scantling | 53 (879) | 2017 |
| 7. | Huey Whittaker | 52 (548) | 2001 |
| 8. | Andre Davis | 49 (735) | 2013 |
| | Ean Randolph | 49 (506) | 2006 |
| 10. | Dontavia Bogan | 47 (685) | 2010 |

## RECEIVING YARDS - GAME

| | NAME | YDS | Game |
|---|---|---|---|
| 1. | Tyre McCants | 227 (9) | at UCF, 2017 |
| 2. | Andre Davis | 191 (12) | at Nevada, 2012 |
| 3. | Marquez Valdes-Scantling | 186 (10) | vs Houston, 2017 |
| 4. | **Jimmy Horn** | 180 (8) | vs. ECU, 2022 |
| 5. | Randall St. Felix | 165 (6) | vs. Marshall, 2018 |

## GAMES PLAYED CAREER

| | NAME | GAMES | YEARS |
|---|---|---|---|
| 1. | Dwayne Boyles | 53 | 2018-22 |
| 2 | Brad Cecil | 52 | 2018-22 |
| | Demetris Harris | 52 | 2018-22 |
| | Jerome Murphy | 52 | 2017-21 |
| | 10 others | | |

## INTERCEPTION RETURN YARDS - CAREER

| | NAME | YARDS | YEAR |
|---|---|---|---|
| 1. | Trae Williams | 219 (16) | 2004-07 |
| **2.** | **Daquan Evans (So.)** | **190 (4)** | **2019-** |

# CHAMPA BAY!

The Bay area has staked a claim as the epicenter of championshsip sports teams in recent years. Home to four professional sports organizations, including the MLB Rays, NHL Lightning, NFL Buccanneers and USL Rowdies. All have had outstanding championship seasons in the last two years, making celebratory boat parades on the Hillsborough River in downtown Tampa a common occurrence..

■ Since 2020, the Bay Area has claimed a **Super Bowl Champion**, two **Stanley Cups**, an **American League Pennant** and a **USL Conference Championship**.

■ The **Tampa Bay Lightning** repeated as Stanley Cup champions in 2021, downing the Montreal Canadiens (4-1) in the Stanley Cup Finals. The Lightning also won the Cup in 2020 and back in 2004. They have reached the Stanley Cup finals in three straight years: 2020, 2021 and 2022.

■ The **Tampa Bay Buccaneers** acquired sure Hall of Fame players Tom Brady and Rob Gronkowski prior to the 2020 season and went on to down the Kansas City Chiefs (31-9) to win Super Bowl 55 in Raymond James Stadium. The Buccaneers became the first team in NFL history to play in and win a Super Bowl that was held at its home stadium. The Bucs also won a Super Bowl in 2002.

■ The **Tampa Bay Rays** posted 100 wins and had the best record in the American League. They won pennant and reached the 2020 World Series, falling to the Los Angeles Dodgers in six games. The Rays also reached the 2008 World Series. The Rays established ace is former USF pitcher Shane McClanahan.

■ The **Tampa Bay Rowdies** soccer team won its conference and reached the USL Championship final in 2020 and again in 2021.

## BULLS HELP HABITAT FOR HUMANITY

The USF team loaded up the buses and headed across the bay to Pinellas County to assist Habitat for Humanity in getting seven houses ready for occupancy. The Bulls spent two hours painting, laying sod, digging holes for plantings, mulching, hanging storm shutters and moving construction materials. The players were divided into different teams painting, shoveling, planting, and doing everything else it takes to make a house a home. "It means the world to have a group of young men like this that are trying to establish themselves through school and through football—come out, swing a hammer and help other families in our com-

## THE USF FOOTBALL PROGRAM

■ The Bulls have had five head coaches in 26 seasons.

■ USF was ranked for a program record 20 straight weeks (2016-2017) has spent 48 weeks in the Top 25.

■ The Bulls reached as highly as the No. 2 ranking in 2007, becoming the fastest program to go from inception to a top 10 ranking in FBS history.

■ USF has played in 10 bowl games and won six.

■ USF has claimed victories in Tampa over Louisville, West Virginia, Georgia Tech, Pittsburgh, Kansas and North Carolina among others.

■ USF has claimed road or neutral site wins over Florida State, Auburn, Clemson, Notre Dame, Miami, Louisville, NC State, West Virginia and TCU among others.

■ USF has had 30 first-team All-Conference selections, including 1 Offensive Player of the Year, 1 Defensive Player of the Year, 2 Special Teams Players of the Year and 1 Rookie of the Year.

■ USF has had six players selected a first-team All-American a total of seven times.

■ 14 USF players have been part of 18 Super Bowl teams, 10 part of a Super Bowl Champion, including 2020 as Bay area product Austin Reiter (Chiefs) and Jason Pierre-Paul (Buccaneers) went head to head.

## RAYMOND JAMES STADIUM: HOME OF BULLS, BUCS & SUPER BOWLS

### TOP USF SEASON AVERAGE ATTENDANCE

| RANK | AVERAGE | YEAR | GAMES | ATTENDANCE |
|---|---|---|---|---|
| 1. | 53,170 | 2007 | 6 | 319,019 |
| 2. | 52,553 | 2009 | 6 | 315,319 |

### TOP USF GAME CROWDS

| RANK | ATTENDANCE | OPPONENT | DATE | WINNER | SCORE |
|---|---|---|---|---|---|
| 1. | 69,383 | Florida St. | 9/29/2012 | FSU | L, 30-17 |
| 2. | 67,012 | West Virginia | 9/28/2007 | USF | W, 21-13 |
| 3. | 66,469 | Miami | 11/28/2009 | UM | L, 31-10 |
| 4. | 65,948 | UCF | 10/13/2007 | USF | W, 64-12 |
| 5. | 63,976 | Cincinnati | 10/15/2009 | UC | L, 34-17 |

■ USF is one of the few college programs that play in an NFL stadium, opened on Sept. 20, 1998.

■ Raymond James Stadium is home to the NFL's Tampa Bay Buccaneers and has hosted three Super Bowls: Super Bowl XXXV in 2001(Ravens and Giants) and Super Bowl XLIII in 2009 (Steelers and Cardinals) and Super Bowl LV in 2021 (Chiefs and Buccaneers). The stadium also hosted the 2017 CFP National Championship Game won by Clemson over Alabama.

## WELCOME TO THE SUNCOAST
## NOTING TAMPA & THE BAY AREA

■ The greater Tampa Bay area has a population of more than 4 million and is one of the fastest growing areas in the country. It is the **13th largest TV market** in the United States with 2.03 million TV households.

■ Tampa ranks as fifth-most popular American city according to a Pew Research Center study.

■ Tampa ranked as the 5th best outdoor city by Forbes. The area's average highs range 70 to 90 °F year round, and lows 52 to 76 °F.

■ Nicknames: Cigar City & The Big Guava

■ Tampa is near 18 beaches. In 2020, Trip Advisor rated Siesta Key the No. 1 Beach in America followed closely by St. Petersburg Beach (No. 2) and Clearwater Beach (No. 5).

# RECORDS WATCH

## RUSHING YARDS - SEASON

| | NAME | YARDS | YEAR |
|---|---|---|---|
| 1. | Quinton Flowers | 1,530 | 2016 |
| 2. | Marlon Mack | 1,381 | 2015 |
| 3. | Andre Hall | 1,374 | 2005 |
| 4. | Andre Hall | 1,357 | 2004 |
| 5. | Marlon Mack | 1,187 | 2016 |
| 6. | Jordan Cronkrite | 1,121 | 2018 |
| 7. | Quinton Flowers | 1,078 | 2017 |
| 8. | **Brian Battie** | **1,042** | **2022** |
| 9. | Marlon Mack | 1,041 | 2014 |
| 10. | Dyral McMillan | 1,017 | 1999 |

## TACKLES - CAREER

| | NAME | TACKLES | YEARS |
|---|---|---|---|
| 1. | Auggie Sanchez | 388 | 2014-17 |
| 2. | Kawika Mitchell | 367 | 1999-2002 |
| 3. | DeDe Lattimore | 337 | 2010-13 |
| 4. | Ben Moffitt | 335 | 2004-07 |
| 5. | Stephen Nicholas | 326 | 2002-06 |
| 6. | Roy Manns | 317 | 1997-2000 |
| **7.** | **Dwayne Boyles** | **308** | **2018-present** |
| 8. | J.R. Reed | 301 | 2000-03 |
| 9. | Maurice Jones | 285 | 2000-03 |
| 10. | Anthony Williams | 276 | 1998-2001 |
| 11. | Sam Barrington | 258 | 2009-12 |
| 12. | Anthony Henry | 254 | 1997-2000 |
| 13. | Nate Godwin | 252 | 2013-16 |

## TACKLES - SEASON

| | NAME | TACKLES | YEARS |
|---|---|---|---|
| 1. | Tyrone McKenzie | 121 | 2007 |
| 2. | Auggie Sanchez | 120 | 2016 |
| 3. | Auggie Sanchez | 117 | 2015 |
| | Kawika Mitchell | 117 | 2002 |
| 5. | Tyrone McKenzie | 116 | 2008 |
| | Maurice Jones | 116 | 2003 |
| 7. | Ben Moffitt | 112 | 2006 |
| 8. | Khalid McGee | 111 | 2018 |
| 9. | Kawika Mitchell | 106 | 2001 |
| 10. | Kion Wilson | 105 | 2009 |
| | **Dwayne Boyles** | **101** | **2022** |

## KICK RETURN TD - SEASON & CAREER

| | NAME | SEASON | CAREER |
|---|---|---|---|
| 1. | **Brian Battie** | **3, 2021** | **3** |
| 2. | Terrence Horne | 2, 2018 | 2 |
| | Lindsey Lamar | 2, 2010 | 2 |
| 4. | **Jimmy Horn** | **1, 2022** | **1** |

## KICK RETURN - SEASON AVERAGE

| | NAME | AVERAGE | YEAR |
|---|---|---|---|
| 1. | **Brian Battie** | **33.9** | **2021** |
| 2. | J.R. Reed | 31.7* | 2003 |
| 3. | Hugh Smith | 29.2 | 2001 |
| 4. | Rodney Adams | 29.1 | 2015 |

* Led NCAA

## KICK RETURN - SEASON YARDS

| | NAME | YARDS | SEASON |
|---|---|---|---|
| 1. | Lindsey Lamar | 903 | 2010 |
| 2. | Lindsey Lamar | 817 | 2011 |
| 3. | Dontavia Bogan | 770 | 2009 |
| | Dontavia Bogan | 770 | 2008 |
| 5. | Brian Battie | 591 | 2021 |
| 5. | DeAndrew Rubin | 578 | 1999 |
| 6. | J.R. Reed | 570 | 2003 |
| 7. | D'Ernest Johnson | 563 | 2015 |
| | **Brian Battie** | **559** | **2022** |

## KICK RETURN - GAME YARDS

| | NAME | YARDS | SEASON |
|---|---|---|---|
| 1. | Terrence Horne | 264 | vs. Georgia Tech (2018) |
| **2.** | **Brian Battie** | **208** | **vs. Houston (2021)** |

# SPECIAL TEAMS NOTES

## GETTING HIS KICKS

Kicker Spencer Shrader, a former soccer player who walked on to the team in 2019, is had a career year in 2021 and was named a LOU GROZA AWARD Semifinalist.

■ Dating to the 2019 season, Shrader has converted on 22 of his last 31 attempts. Shrader's string includes made field goals of 52, 49, 49, 49, 47, 46, 44, 42 and 41 yards. ***His misses this year are from 54 (partially blocked), 49 (bad hold), 44 & 31.***

■ Shrader went 11-for-13 on field goal attempts in 2021. He made nine straight to start the year before missing from 51 yards, marking the third-longest string in program history four behind the program record for most consecutive field goals made (13 by Emilio Nadelman from Sept. 15-Oct. 21, 2017 and Marvin Kloss from Aug. 31-Dec. 7, 2013).

■ Against Temple (10.23.21), Shader hit a 52-yarder to tie for the third-longest made field goal in program history.

**TOUCHBACK TITAN:** USF kicker Spencer Shrader is not only a weapon with long range in the field goal kicking department, but has been recording touchbacks on kickoffs at an extraordinary pace in 2022.

■ Of 56 kickoffs on the year, Shrader has recorded 44 touchbacks, the highest percentage in the AAC at 78 percent.

## TWO DECADES OF PULLING RANK

The Bulls will face several ranked teams in 2022. Since becoming a full FBS program in 2001, USF has registered 11 victories against opponents ranked in the Associated Press top 25 (including three wins against the top 10, four road victories and triumphs against opponents from the ACC, Big 12 and SEC). In that 21-season span, only two other American Athletic Conference programs have more victories against ranked opponents than USF.

| AAC Team | Top 25 Wins* | Top 10 Wins* |
|---|---|---|
| Cincinnati | 19 | 3 |
| Houston | 14 | 4 |
| USF | 11 | 3 |
| UCF | 9 | 3 |
| Memphis | 8 | 0 |
| East Carolina | 6 | 1 |
| SMU | 6 | 0 |
| Navy | 6 | 1 |
| Temple | 5 | 0 |
| Tulsa | 5 | 0 |
| Tulane | 0 | 0 |

*Since 2001

# KELLY UNVEILS VISION FOR ATHLETIC DISTRICT EXPANSION:

Vice President of Athletics Michael Kelly announced the university's vision and commitment to continuing to provide an unparalleled student-athlete and unique fan experiences outlined in a Facilities Master Plan that includes additions and enhancements of facilities for all varsity athletic sports programs.

The vision for the future development of the USF Athletics district includes facility investments that have already been achieved in the last year, conceptual plans for many facilities currently in development, and highlights future initiatives in the beginning planning stages that will continue to evolve.

Many facility enhancements that are part of the plan have already been achieved in the last year or are nearing completion within the next year. These include a $22-million Indoor Performance Facility set to open this fall; a $3-million football locker room and office renovation completed last summer, a $2-million television broadcast facility completed in 2020, a $1-million resurfacing of the running surface at the USF Track & Field Stadium, installation of new hydrotherapy pools in the Lee Roy Selmon Center, and $1.2-million in enhancements to The Corral for USF volleyball that include a new Taraflex floor, bleachers, nutrition bar, videoboard and roof among many enhancements.

New facility additions included in the plan include the addition of an on-campus football and lacrosse stadium by the 2026 season, a baseball and softball clubhouse, a tennis facility, a complete overhaul of the golf practice facility, and USF Track & Field Stadium additions of a new press box and video board. Plans for the recently announced Beach Volleyball program include building a new facility adjacent to the Yuengling Center and providing renovated coaches' offices and a locker room. Women's lacrosse will utilize a new locker room and coaches' offices in the Lee Roy Selmon Center and will begin play in Corbett Stadium before moving into the on-campus stadium.

Current facilities also slated for enhancement include the Lee Roy Selmon Athletics Center – which will include a complete renovation of the entrance lobby – and Corbett Soccer Stadium – which includes enhanced fan areas, a new video board and a new press box. Also planned is a renovation of the Muma Basketball Center lobby and other player areas.

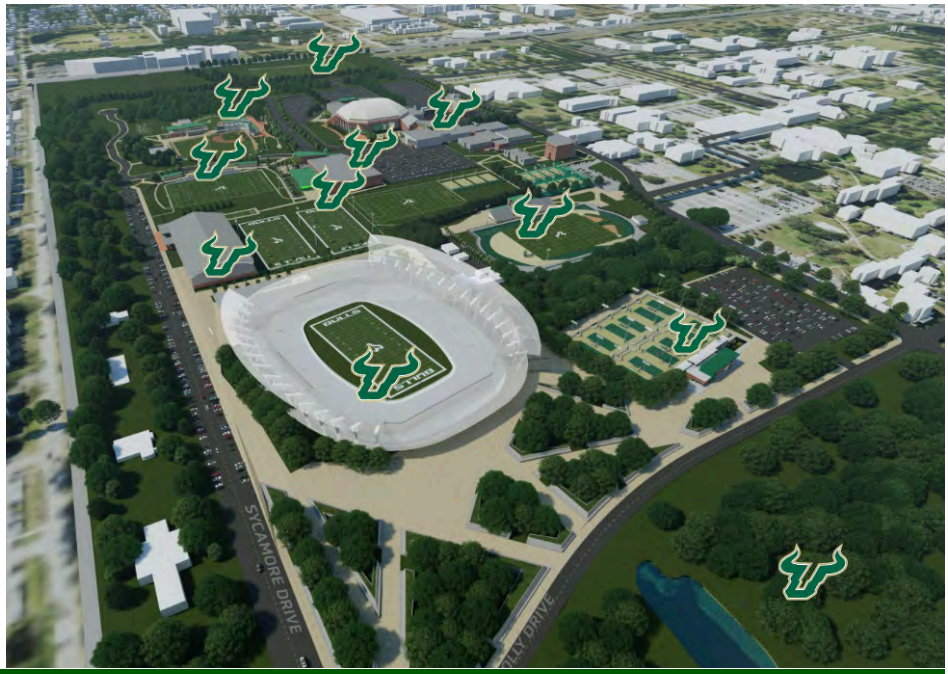

## BAY AREA PRIDE

For the 2022 season, the Bulls added two new marks to their jerseys to display their pride in the great Bay area community. USF placed "Tampa Bay" across the back of its helmets and developed a new state of Florida patch that outlines the seven Bay area counties in green with the iconic "U" logo visible within them.

## CHALLENGING SCHEDULE

The Bulls where challenged by a rigorous schedule. Three of the first four games — BYU, at Florida and at Louisville — were against top-50 programs that played in Bowl games last year, with two coming on the road. USF also visits the American Athletic Conference's top two teams — Cincinnati (Oct. 8) and Houston (Oct. 29) — while hosting UCF in the War on I-4 during Thanksgiving weekend. The preseason AAC poll voted Houston as the favorite to win the conference followed by Cincinnati and UCF.

Nine of the Bulls 12 regular season opponents received a bowl or College Football Playoff bid in 2021 and three finished ranked in the top 20.

■ The CFP ranked USF schedule strength No. 25 in the nation after week 4.

■ USF faced a program-record three Top 25 ranked teams in its first six games, one of 10 teams nationally to do so.

■ **Ranked Foes:** The Bulls faced three AP Top 25 ranked opponents in their first six games (the most ever in that span) - taking on #25 BYU, #18 Florida and #24 Cincinnati by the midway point of the season. USF has faced three or more FBS ranked foes in a season just eight times, with three of those occuring in the last four years, inluding 2021 and 2022. The Bulls faced a record five ranked teams in 2009 (8-5) and faced three in 2021 (2-10), 2019 (4-8), 2015 (8-5), 2013 (2-10), 2006 (9-4) and 2005 (6-6). USF faced four I-AA ranked teams in 2000 prior to going FBS.

■ **Road 4-pack:** Due to Hurricane Ian, USF played four straight games away from Tampa for the first time in program history. The Bulls had previously played three straight games away from Tampa just once in 2006, as the Bulls fell at No. 10 Louisville (31-8), won at No. 7 West Virginia (24-19) and won a neutral site gave vs. ECU (24-7) in the Papa Johns Bowl. The Bulls seven road (6)/neutral (1) regular season games in 2022 are the most ever for the program in a regular season.

## BOHANON TO MISS REMAINDER OF THE 2022 SEASON:

On Oct. 18 during the Bulls bye week, head coach Jeff Scott announced junior quarterback Gerry Bohanon would miss the remainder of the season due to a right (throwing) shoulder injury suffered in the previous game vs. Tulane that will require surgery.

■ He will have one season of eligibility remaining after starting seven games in 2022. He passed for 1,070 yards, 6 TD and 6 INT completing 57% while ranking No. 2 on the team in rushing with 386 yards (6.4 ypc) and three TD.

■ Despite having to leave the Tulane game with an injury with 6:36 to play in the first half, Bohanon delivered his best play at USF in his last 2 1/2 games of 2022:

■ Bohanon posted his best passer ratings (ECU: 175.5; CINCY: 133.8 & TULANE: 243.2) in the last three games, throwing 6 TD and no INT while completing 63% of his passes for 501 yards to go with 250 yards rushing (84 ypg) and 2 TD in that time. '

■ He was 7-of-8 for 109 yards and a TD and had ran for 59 yards and a TD when he left the Tulane (10.15) game with injury.

■ Bohanon posted his first touchdown pass in a USF uniform with a 91-yard play to Jimmy Horn vs. ECU (10.1). Bohanon passed for 253 yards and three TD and ran for 74 and a TD, giving him 331 total yards for his best performance to date at USF.

■ He followed that with a career-best 117 yards rushing and 256 total yards (139 and 2 TD passing) in a close loss at No. 24 Cincinnati (10.8) as he led scoring drives of 75, 65, 75 an 88 yards.

# RECORDS WATCH

### CAREER FIELD GOALS MADE

| | NAME | # | DATES |
|---|---|---|---|
| 1. | Maikon Bonani | 69 | 2008-12 |
| 2. | Emilio Nadelman | 43 | 2014-17 |
| 3. | Santiago Gramatica | 38 | 2001-04 |
| 4. | Bill Gramatica | 36 | 1998-2000 |
| 5. | **Spencer Shrader** | **26** | **2019-present** |
| | Delbert Alvarado | 26 | 2006-09 |

### CONSECUTIVE FIELD GOALS MADE

| | NAME | # | DATES |
|---|---|---|---|
| 1. | Emilio Nadelman | 13 | 9.15-10.21, 2017 |
| | Marvin Kloss | 13 | 8.31-12.7, 2013 |
| 3. | Maikon Bonanin | 12 | 11.11.11-10.6.12 |
| 4. | **Spencer Shrader** | **9** | **9.2.21-11.20.21** |
| | tied with Coby Weis (2018) & Emilio Nadelman (2015) | | |

### LONGEST FIELD GOALS MADE

| | NAME | # | DATES |
|---|---|---|---|
| 1. | Bill Gramatica | 63 | 11/18/00 |
| 2. | Delbert Alvarado | 56 | 11/11/06 |
| 3. | Marvin Kloss | 52 | 10/5/13 |
| | **Spencer Shrader** | **52** | **10/23/21** |

### 40+ YARD FIELD GOALS IN A GAME

| | NAME | GAME |
|---|---|---|
| 4 | **Spencer Shrader** | at Memphis, 11/7/20 |

## RUNNING QUARTERBACKS

Gerry Bohanon became the fifth USF quarterback — and the first since Dec. 23, 2017 to post a 100-yard rushing game when he ran for 102 yards at Florida on Sept. 17.

**Career 100-yard rushing games by QBs at USF:**

| QB | # | Best Performance |
|---|---|---|
| Quinton Flowers | 16 | 210 yards at Memphis, 11/12/16 |
| B.J. Daniels | 8 | 141 yards vs Louisville, 11/21/09 |
| Matt Grothe | 3 | 146 yards at UConn, 10/27/07 |
| Marquel Blackwell | 2 | 132 yards at Baylor, 9/23/00 |
| Gerry Bohanon | 2 | 117 yards at Cincinnati, 10/8/22 |

## IT'S A FAMILY AFFAIR

The Bulls have several family connections within USF the coaching staff and in college footbal and college athletics:

**Offensive coordinator Travis Trickett, his father, Rick, and brothers Clint & Chance.** Rick Trickett is currently the offensive line coach at Jacksonville State. A long time, well-respected collegiate coach, he had notable stints at West Virginia, Mississippi State, Auburn, LSU and Florida State under Jimbo Fisher helping win the 2013 BCS National Championship.

His younger brother, **Clint**, is currently the offensive coordinator at Marshall, helping orchestrate a huge upset at Notre Dame early in the 2022 season, and played quarterback at Florida State (2010-12) and West Virginia (2013-14).

His younger brother, **Chance,** is a scout for the NFL's Los Angeles Rams.

**Offensive line coach Allen Mogridge and daughter, Liv:** Liv Mogridge is a 6-4, freshman middle hitter on the North Carolina volleyball team. She was fourth on the team in kills and second in blocks after 11 games.

# QUOTABLE

"When Jeff came to Tampa in December of 2019, we had high expectations for where he could take our football program. While he did so many things right, including rebuilding our culture, pushing forward our Indoor Performance Facility, and engaging our community, the on-the-field results fell well below our standards. He is a tremendous person and class individual and we wish him, Sara, Savannah and Hunter all the best in the future."

**- – USF VP of Athletics Michael Kelly on the decision to dismiss Jeff Scott**

"I fully support Michael Kelly's difficult decision to change the leadership of our football program and move us in a different direction. I thank Coach Scott for his dedication to the University of South Florida and wish nothing but the best for him and his family in the future. Unfortunately, our football team's results have fallen short of our expectations and what our fans deserve. We are fully committed to finding a new coach who can rebuild the program and consistently put a winning team on the field."

**- – USF President Rhea Law**

"I would like to thank our players, coaches and staff members for all their hard work during my time as the head coach at USF. I especially want to thank USF President Rhea Law and Vice President/Director of Athletics Michael Kelly for giving me the incredible opportunity to lead the football program the last three years. I will miss this team and will do anything in my power to help them in the future. I am disappointed that our hard work didn't translate to more success on the field, but I am confident that we have set a new foundation. I know the future of USF football is bright and my family and I will always remember our time at USF as a very special chapter in our lives."

**- – Jeff Scott**

## JPP NAMED TO NFL TOP 100

USF first team All-American defensive end Jason Pierre-Paul (2009) has gone on to earn three NFL Pro Bowl selections (2012, 2013, 2020) and a pair of Super Bowl Championships (2012, New York Giants & 2020, Tampa Bay Buccaneers. He was named to the NFL Top 100 players for 2020-21.

■ 57 schools had a player named to the NFL Top 100, but only three in Florida: USF, FSU & FAU

■ USF was one of just three AAC schools with an NFL Top 100 player: USF, SMU & Cincinnati

■ USF has had 14 players make a total of 18 appearances in the Super Bowl, including Chiefs' Center Austin Reiter and Pierre-Paul facing each other in Super Bowl LV in Tampa. With JPP becoming the first Bulls' player to earn two Super Bowl titles.

USF has produced 10 Super Bowl Champions, including Reiter the year before with the Chiefs.

# 2022 USF FOOTBALL STAFF

## TRAVIS TRICKETT
**Offensive Coordinator/Quarterbacks**
**Alma Mater:** West Virginia, '07
1st Season with USF
- Came to USF from alma mater West Virginia (WR, TE)
- Previously OC at FAU, Georgia State & Samford
- Ranked among top recruiters in Big 12 (key in Miami)

## ALLEN MOGRIDGE
**Offensive Line Coach/Assistant Head Coach**
**Alma Mater**: North Carolina, '99
3rd Season with USF
- O-line at FIU ranked in top 10 in sacks in '18 & '19
- Helped FIU to three straight bowl appearances
- Has nearly 20 years of coaching experience

## CAM AIKEN
**Running Backs/Run Game Coordinator**
**Alma Mater**: Clemson, '11
2nd Season with USF
- Previous 9 seasons on Clemson staff
- Worked closely with Scott on offensive planning at Clemson
- Part of 6 CFP runs and 2 national championships with Tigers

## BOBBY BENTLEY
**Wide Receivers/Pass Game Coordinator**
**Alma Mater**: Presbyterian, '90
2nd Season with USF
- Spent previous 5 seasons at South Carolina
- Highly successful high school coach in South Carolina
- Named a Rivals Top 25 Recruiter in 2019



## XAVIER DYE
**Tight Ends Coach/Recruiting Coordinator**
**Alma Mater**: Clemson, '10
3rd Season with USF
- Scott was his position coach as a WR at Clemson
- Coached with Scott at Clemson as a GA with the WRs
- Wide receivers coach at West Virginia in 2019



## ALBERT BOONE
**Associate AD for Football Operations**
**Alma Mater**: Florida State, '03
5th Season with USF

## CHAD MORRIS
**Senior Offensive Analyst**
**Alma Mater:** Texas A&M, '92
1st Season with USF
- Head coach at Arkansas (2018-19) & SMU (2015-17)
- Offensive coordinator at Auburn (2020)
- Offensive coordinator at Clemson (2011-14)



## DANIEL DA PRATO
**Interim Head Coach/Special Tms Coord.**
**Alma Mater**: Louisiana-Monroe, '03
3rd Season with USF
- Coached at Arkansas in 2019
- Coached two All-Americans at Montana State
- Played quarterback at ULM from 2002-03

## ERNIE SIMS
**Defensive Coord./Linebackers Coach**
**Alma Mater**: Florida State, '18
3rd Season with USF
- No. 9 overal pick in the 2006 NFL Draft/8 NFL seasons
- All-America linebacker at Florida State/No. 1 recruit in '03
- Parade and USA Today prep All-American

## GEORGE BARLOW
**Cornerbacks Coach**
**Alma Mater**: Marshall, '90
2nd Season with USF
- Previous 7 seasons at NC State/Asst. HC for defense
- Brings 30 years of collegiate coaching experience
- Played safety at Marshall

## DA'QUAN BOWERS
**Defensive Line Coach**
**Alma Mater:** Clemson, '19
3rd Season with USF
- Was No. 1 overall high school prospect by ESPN in 2008
- Second-round draft pick of the Tampa Bay Bucs in 2011
- Coached with Jeff Scott at Clemson where he was an All-American & Nagurski Trophy winner

## INTERIM POSITIONS:
**Special Teams Coach:** Steven Koch (analyst)
**Safeties Coach:** Reuben Wright (analyst)



## A.J. ARTIS
**Strength & Conditioning Coach**
**Alma Mater:** Campbell, '15
2nd Season with USF
- Previously head strength & conditioning coach at Tennessee
- Spent two seasons at Duke
- Three-year football letterman at Campbell (WR & TE)



## MIKE GIGLIO
**Director of Recruiting and Pro Liaison**
**Alma Mater:** Florida, '08
6th Season with USF

# THE HERD

In 2015, the USF Student Government passed a resolution to officially rename the USF student section The Herd. USF's student section can number more than 12,000, making it among the largest in the nation. Front row fans that arrive early and paint their bodies green and gold are known as ***The Beef Studs.***

## BULLS IN THE POLLS - WEEKS IN TOP 25: 48; TOP 20: 32; TOP 15: 12; TOP 10: 4

| 2022 WEEK | AP | COACHES |
|---|---|---|
| Preseason | NR | NR |
| Week 1 | NR | NR |
| Week 2 | NR | NR |
| Week 3 | NR | NR |
| Week 4 | NR | NR |
| Week 5 | NR | NR |
| Week 6 | NR | NR |
| Week 7 | NR | NR |
| Week 8 | NR | NR |
| Week 9 | NR | NR |
| Week 10 | NR | NR |
| Week 11 | NR | NR |
| Weak 12 | NR | NR |
| Week 13 | NR | NR |

## ASSOCIATED PRESS (Week 13)

| RK | TEAM | RECORD | PTS | TREND |
|---|---|---|---|---|
| 1 | Georgia (62) | 1,574 | 1 | 11-0 |
| 2 | Ohio State (1) | 1507 | 2 | 11-0 |
| 3 | Michigan | 1446 | 3 | 11-0 |
| 4 | TCU | 1395 | 4 | 11-0 |
| 5 | Southern California | 1293 | 7 | 10-1 |
| 6 | LSU | 1241 | 6 | 9-2 |
| 7 | Clemson | 1,152 | 9 | 10-1 |
| 8 | Alabama | 1131 | 8 | 9-2 |
| 9 | Tennessee | 1058 | 5 | 9-2 |
| 10 | Oregon | 1009 | 12 | 9-2 |
| 11 | Penn State | 994 | 11 | 9-2 |
| 12 | Washington | 879 | 15 | 9-2 |
| 13 | Notre Dame | 710 | 18 | 8-3 |
| 14 | Utah | 709 | 10 | 8-3 |
| 15 | Kansas State | 697 | 19 | 8-3 |
| 16 | Florida State | 579 | 20 | 8-3 |
| 17 | UCLA | 562 | 16 | 8-3 |
| 18 | North Carolina | 464 | 13 | 9-2 |
| 19 | Tulane | 441 | 21 | 9-2 |
| 20 | Ole Miss | 395 | 14 | 8-3 |
| 21 | Cincinnati | 353 | 22 | 9-2 |
| 22 | Oregon State | 271 | 25 | 8-3 |
| 23 | Coastal Carolina | 186 | 23 | 9-1 |
| 24 | Texas | 128 | NR | 7-4 |
| 25 | UCF | 87 | 17 | 8-3 |

## COACHES POLL (WEEK 13)

| RK | TEAM | REC | PTS | 1st | Prev | Chg |
|---|---|---|---|---|---|---|
| 1 | Georgia | 11-0 | 1546 | 59 | 1 | — |
| 2 | Ohio State | 11-0 | 1484 | 1 | 2 | — |
| 3 | Michigan | 11-0 | 1420 | 2 | 3 | — |
| 4 | Texas Christian | 11-0 | 1372 | 0 | 4 | — |
| 5 | Southern California | 10-1 | 1277 | 0 | 6 | 1 |
| 6 | Louisiana State | 9-2 | 1229 | 0 | 7 | 1 |
| 7 | Alabama | 9-2 | 1147 | 0 | 8 | 1 |
| 8 | Clemson | 10-1 | 1142 | 0 | 9 | 1 |
| 9 | Oregon | 9-2 | 1004 | 0 | 13 | 4 |
| 10 | Penn State | 9-2 | 990 | 0 | 12 | 2 |
| 11 | Tennessee | 9-2 | 950 | 0 | 5 | -6 |
| 12 | Washington | 9-2 | 855 | 0 | 15 | 3 |
| 13 | Kansas State | 8-3 | 761 | 0 | 17 | 4 |
| 14 | Utah | 8-3 | 703 | 0 | 10 | -4 |
| 15 | Notre Dame | 8-3 | 657 | 0 | 19 | 4 |
| 16 | Florida State | 8-3 | 562 | 0 | 20 | 4 |
| 17 | North Carolina | 9-2 | 496 | 0 | 11 | -6 |
| 18 | UCLA | 8-3 | 483 | 0 | 16 | -2 |
| 19 | Mississippi | 8-3 | 429 | 0 | 14 | -5 |
| 20 | Tulane | 9-2 | 386 | 0 | 22 | 2 |
| 21 | Cincinnati | 9-2 | 376 | 0 | 21 | — |
| 22 | Oregon State | 8-3 | 257 | 0 | NR | 5 |
| 23 | Coastal Carolina | 9-1 | 222 | 0 | 23 | — |
| 24 | Texas | 7-4 | 112 | 0 | NR | 2 |
| 25 | Texas-San Antonio | 9-2 | 70 | 0 | NR | 4 |

# FOR THE RECORD:

## HOME; ROAD; CONFERENCE; NON-CONFERENCE MARKS

### HOME RECORD

■ **OVERALL:** 102-60 (.630) record in home games since the program started in 1997

**RAYMOND JAMES STADIUM:** 96-56 (.631)

* USF played the 1997 home schedule and the first two games of the '98 season in Tampa Stadium, going 6-3, moving to Raymond James for the Citadel game in '98.

■ **Winning Home Record:** 17 of 26 seasons.

**Undefeated Home Record:** 3 seasons: 2002, '01 & '00

**One Loss Home Record:** 8 seasons: 2017, '16, '15, '07, '06, '05, 1999 & '98.

**Best Home Record:** 7-0 in 2001.

■ **Losing home records:** 6 seasons: 2020 (1-3); 2019 (2-5); 2014 (2-5); 2013 (1-5); 2012 (2-4), 2011 (3-4) and 2004 (2-4).

### ROAD GAME RECORD

■ **OVERALL:** 53-82 record in true road games

■ **Road winning road records:**

**6 seasons:** 2017, '16, '10, '07, '03 & '02

**Road .500 record:** 5 seasons: 2018, '09, '08, '06 & 1998

■ **CONFERENCE ROAD GAMES:** 29-46

**American Conference Road Games:** 15-25

**Most Wins in a season:** 4 (2016)

### CONFERENCE RECORD

After spending the first six seasons of program history as an independent, USF joined Conference USA in 2003 and moved to the BIG EAST in 2005. Realignment morphed the BIG EAST into The American in 2013.

■ **OVERALL:** 60-90 in 20th year as conference member.

**AMERICAN:** 30-48; 10th season;

**BIG EAST:** 22-34 (.392) eight seasons;

**C-USA** 8-8 (.500) two seasons.

■ **AAC East Division:** 18-8 (.692), 5 seasons

**Losses:** vs. UCF (2017, 2018, 2019), at Temple (2016, 18 & 19), Cincinnati (2018, 2019)

■ **Most wins in a season:** 7, 2016.

■ **Conference Openers:** 10-10, 5-5 in The American.

### NON-CONFERENCE RECORD

**OVERALL**: 51-31 (.617) in regular-season, nonconference games in 17th season as a conference member.

■ **AMERICAN:** 18-19, 10th season.

■ **BIG WINS Since 2007:** at Notre Dame (2011), vs. Miami (2010), at Florida State (2009), at N.C. State (2008), vs. No. 10 Kansas (2008), at Auburn (2007) & vs. North Carolina (2007).

■ **BIG EAST (2005-2012):** 30-9 (.769) in regular-season, nonconference matchups in 8 seasons.

■ **C-USA:** 3-3 (.500) record in two seasons.

## VS. RANKED TEAMS

■ **STREAK:** Lost last 14

■ **LAST:** L, 28-24 at No. 24 Cincinnati, Oct. 8, 2022

■ **LAST WIN:** W, 52-45 vs. No. 22 Navy on Oct. 28, 2016 in Raymond James Stadium.

■ **OVERALL RECORD:** 11-36 all-time vs. FBS ranked teams since joining the FBS in 2000.

15-40 overall vs. all ranked foes, including a 4-5 record vs. I-AA (FCS) teams from 1997-2000.

■ **AT HOME:** USF is 7-19 at home vs. FBS ranked teams, last posting a win with a 52-45 win vs. No. 22 Navy, Oct. 28, 2016.

■ **ON THE ROAD:** 4-17 on the road vs. FBS ranked, last posting a win with a 23-20 victory at No. 16/18 Notre Dame on Sept. 3, 2011.

**Wins vs. ranked teams on the road:** W, 24-19 at **No. 9** West Virginia (2006); W, 26-23 at **No. 17** Auburn (2007); W, 17-7 at **No. 18** Florida State (2009); W, 23-20 at **No. 16** Notre Dame (2011)

## FUTURE NON-CONFERENCE SCHEDULES

| 2023 | |
|---|---|
| Sept. 2 | at W. Kentucky |
| Sept. 9 | FLORIDA A&M |
| Sept. 16 | ALABAMA |
| Oct. 21 | at UConn |

| 2024 | |
|---|---|
| Aug. 31 | LOUISVILLE |
| Sept. 7 | at Alabama |
| Sept. 14 | NC STATE |
| Sept. 21 | W. KENTUCKY |

| 2025 | |
|---|---|
| Aug. 30 | BOISE STATE |
| Sept. 6 | at Florida |
| Sept. 13 | at Miami |
| Sept. 20 | SAN JOSE ST. |

| 2026 | |
|---|---|
| Sept. 5 | FAU |
| Sept. 12 | at Alabama |
| Sept. 26 | BETHUNE-COOKMAN |
| Oct. 17 | at BYU |

| 2027 | |
|---|---|
| Sept. 4 | MIAMI |
| Sept. 11 | at Boise State |
| Sept. 18 | FLORIDA A&M |
| Sept. 25 | at N. Illlinois |

| 2028 | |
|---|---|
| Sept. 2 | UCONN |
| Sept. 9 | at Miami |

| 2029 | |
|---|---|
| Sept. 15 | NOTRE DAME |

| 2031 | |
|---|---|
| Sept. 13 | at Notre Dame |

# OFFENSIVE PLAYERS TO WATCH



**QB**
**11**
Davey O'Brien Watch List

## GERRY BOHANON JR. • 6-3 • 226 • GR/JR - OUT FOR SEASON

- Out for season with shoulder injury: 1,070 yards, 57%, 6 TD, 6 INT passing, 386 yards & 2 TD rushing
- Ran for a career-best 117 yards and 59-yard long at No. 24 Cincinnati (10.8), posting 256 total yards
- Ran a career-most 15 times for 102 yards & 1 TD at Florida - his 2nd career 100-yard game (107 at OU).
- Started 12 games last year at Baylor, leading the Bears to a 12-2 record, Big 12 Championship and Sugar Bowl victory over Ole Miss in his first season as a starter.
- 4 seasons & 27 games at Baylor, led team from 2 wins the year before to 12 wins in first season as a starter.
- 2021 All-Big 12 Honorable Mention: passed for 2,200 with 18 TD passes & ran for 323 yards and nine TDs.
- Mother is a principal and teacher - he is a three-time Big 12 All-Academic selection and a 12 time Commissioner's Honor Roll member.

**QB**
**12**

## KATRAVIS MARSH • 6-5 • 232 • SO

- Injured in 4th quarter vs. SMU following a 10-yard run up the middle, taken to hospital with head/neck injury.
- Start at Houston - posted USF season-bests with 275 yards passing and 71% completion (24-34)
- Started 5 career games (3 in 2022): 2020 at No. 15 Cincinnati (L, 28-7); 2021 at ECU (L, 29-14)
- A three-star recruit who led powerhouse Miami Central High to a Class 6A state championship.
- One-time Utah commit. Scott made him one of USF's top priorities in his first full recruiting weekend.

**QB**
**17**

## BYRUM BROWN • 6-3 • 206 • FR

- First start at Tulsa - completed first 21 passes - finished 21-25 (84%) for 240 & 3 TD & ran for 76 & 1 TD.
- Entered SMU game with 7:00 to play, went 2-3 for 24 yards & 1 TD finshing a 14-play, 75-yard TD drive
- 3-star recruit with offers from Appalachian State, Georgia State, Florida A&M among others.
- 1 of 3 finalists for North Carolina's 2021 Mr. Football award - passed for 3,703 yards, 43 TD & 4 INT.
- Led Rolesville HS to '21 Class 4A State Semifinals - ran for 1,182 yards & 13 TD, led to 2020 champ game.

**WR**
**10**
Biletnikoff Watch List

## XAVIER WEAVER • 6-1 • 180 • JR

- Stands 4th on USF career receiving chart with 1,735yards/7th in AAC posting 79 ypg./5th in AAC 6.1 rpg
- Career-best 53 catches & 718, 14 from matching USF season record of 67 and 161 from record of 879.
- Made 6 catches for 119 yards and career-best 2 TD at Temple (11.5).
- On pace to shatter USF career receiving yardage and receptions records early in 2023 season.
- Has led USF in receiving in 15 of the last 22 games since start of 2021 season, 7 of 10 this year.

**WR**
**5**

## JIMMY HORN JR. • 5-10 • 174 • SO

- 91-yard TD catch & career-bests 180 yards, 8 catches & 2 TD vs. ECU (10.1)
- 55-yard TD run at Temple (11.5); 89-yard kickoff return for a touchdown vs. No. 25 BYU (9.3.22)
- 2nd on team with 23 catches for 501 yards (15.7 ypc); 2nd in 2021 with 30 catches for 408 yards (13.6 ypc)
- Helped lead Seminole HS 2020 Class 8A state title.
- 4 medals at 2021 Class 8A State Track and Field Championships...state champion 4X100-meter relay (41.12 time among the top 10 nationally)...won long jump (23-0.75), 4th in 100 meters (10.81) & triple jump (46-4.25).

**RB**
**3**

## KELLEY JOINER • 5-9 • 188 • JR

- Ranked second on team with 480 rushing yards and first with 6.2 ypc in 2021.
- In 2021: Posted back-to-back 100 yard games with 126 vs Temple (10/23) & 103 at ECU (10/28).
- Has 4 career 100-yard games, including 116 vs. UCF in the final game of the 2020 season.
- Has five brothers and two sisters • Led USF with 387 yards rushing and 78 carries in 2020.
- Ran for 1,006 yards and 17 TD in 3 games in senior year at South Lake HS before breaking right leg.

**RB**
**21**
Hornung Watch List

BAY AREA NATIVE

## BRIAN BATTIE • 5-8 • 165 • SO

- Posted 6th 100-yard game of year with CH 169 at Tulsa, his 4th straight, 1 shy of USF record of 5 straight.
- Ranked No. 2 in the AAC in rushingg (94.7 ypg)/ 6.64 yards per carry ranks No. 7 in THE NATION
- Ranks No. 7 in the nation in all-purpose yards (153 ypg), **His 293 at Temple (11.5) are 2nd all-time at USF**
- CONSENSUS FIRST TEAM ALL-AMERICAN kick returner (2nd consensus AA in USF history)
- Led NATION with three 100-yard kickoff returns for TD in 2021; NCAA RECORD 2 vs. Houston (11/6)
- Ranked 5th in the nation in 2021 averaging 32.5 yards per kickoff return, a USF season record.
- Has 8 career 100-yard rushing games - 150 & 1 TD at Florida on Sept. 17, 2022.
- Hails from Sarasota, Fla. - the hometown of USF all-time great and current Bronco Marlon Mack
- Has led USF in rushing 12 times on his career/6th 1,000-yard rusher in program history (1,042 on year)

### QUARTERBACKS

Sophomore **Katravis Marsh (6-5, 232)**, who started at Cincinnati in 2020 and at ECU in 2021, has played in eight career games, has a strong arm and throws a beautiful deep ball. Freshman **Byrum Brown (6-3, 206)** was one of three finalists for North Carolina Mr. Football and joined the Bulls in January. The pro-style quarterback passed for 3,703 yards, 43 TD and four INT as a senior.

### RUNNING BACKS

The Bulls return their top three rushers in Mangham, Joiner and Battie. That group is bolstered by the return of **K'Wan Powell (5-9, 205)** from a knee injury and the addition of Clemson transfer **Michel Dukes (5-10, 197**), a top 50 running back out of high school with 8,762 yards & 117 touchdowns rushing.

### RECEIVERS

2021 leading receiver Xavier Weaver looks to build on a breakout season as he leads the return of USF's top three receivers, including Jimmy Horn and **Omarion Dollison** (27 catches, 218 yards). USF also welcomes the return of 6-3 Baylor transfer **Yusuf Terry (**6 for 62), **Sean Atkins** (6 for 67) and 6-4 **Holden Willis** (2 for 43). The Bulls added Clemson transfer **Ajou Ajou** (6-3, 218) - 39 catches for 686 yards and seven TD in his senior year at Clearwater Academy, and North Carolina transsfer **Khafre Brown** (6-0, 190), the No. 32-ranked receiver nationally and a four-star prospect, in 2022.

### TIGHT ENDS

Junior **Chris Carter** (6-4, 236) gives the Bulls a strong blocking presence and sophomore **Gunnar Greenwald** (6-4, 244) is skilled and athletic.

### OFFENSIVE LINE

The Bulls returned all five starters from 2021, including center **Brad Cecil** (6-4, 294), left guard **Demetris Harris** (6-3, 315), left tackle **Donovan Jennings** (6-5, 312), right guard **Dustyn Hall** (6-3, 303) and right tackle **Demontrey Jacobs** (6-6, 315) — representing a combined 136 career starts with Harris (41), Cecil (38) and Jennings (31) having played the better part of four seasons together.

# SPECIAL TEAMS

**P**
**36**

## ANDREW STOKES

### 6-5 • 232 • SO

- 41.3 ypp oon 16 punts on year.
- 39.0 overage on 56 punts in 2021
- A 28-year old from Perth, Australia
- Punted in the first ever football game he saw in person in the Bulls 2021 season-opener at NC State - averaged 45.1 ypp on eight attempts with a 66-yard long
- Comes from ProKick in Australia, the same program that sent punter Trent Schneider to USF. Schneider graduated last year holding nearly every USF punting record.
- Played Australian rules football for seven seasons, playing for the Railways in the Great Northern Football League before getting picked up by East Fremantle of the WA Football League.
- Moved across the Australian continent from Perth in the west to Mellbourne to train for a year at ProKick with former Indiana punter Tyson Beattie (2003-06).
- Working as a warehouse worker prior to pursuing his punting career.

# DEFENSIVE PLAYERS TO WATCH

**LB 5**

**2-Time 2nd Team All-AAC**

Nagurski Watch List
Wuerffel Watch List

## ANTONIO GRIER JR. • 6-1 • 223 • GR

- Led team with 92 stops, 3 sacks, 8 TFL and 4 QB hurries & tied for lead with 2 INT & 2 FF in 2021
- Averaged 11.7 tpg in last 3 2021 games, including career-high totals: 12 vs. Houston; 14 vs. Cincinnati
- Part of forcing a turnover in three straight games in 2021; (2 INT, 1 FF, 1 FR) vs. Tulsa, Temple & ECU
- Returned an interception 69 yards for a TD vs. Tulsa (10.16) and posted an INT vs. Temple (10.23)
- Named 2020 & 2021 second-team All-Conference/***Played in just 4 games in 2022***
- Has Led USF in tackles, TFL and sacks in two seasons (2020 & 2021); **238 career tackles; 22.5 TFL**

**LB 11**

Lombardi Watch List

## DWAYNE BOYLES JR. • 6-3 • 230 •GR

- No. 3 in the AAC posting 9.1 tackles per game/leads USF with 10.0 TFL
- 308 career tackles rank 7th all-time at USF
- Led USF in tackles in last SEVEN straight games: 15 tackles, 2 TFL, 1 sack, 1 FF vs. Tulane (10.15)
- Set USF games played record with 53rd at Tulsa (11.18)
- Career best 101 tackles on year, 13th Bull to post 100 tackles in a season.
- Has 10 career games with double-digit tackles; **308 career tackles; 31.5 TFL**

**LB 8**

## DJ GORDON IV • 6-2 • 220 • SO

- 2nd on team with 59 tackles and third with 5.5 TFL
- Has led team in tackles twice on the year: 7 vs. Howard (9.10) & 9 at Louisville (9.24)
- Made 7 starts in place of Antonio Grier, missed Tulane game with concussion suffered in practice week of.
- Native of Plant City (40 minutes from campus), - rode horses, hunted, fished and ate gator & possum.
- Transfer from Minnesota who saw action in 22 games for the Gophers - 4 in Big Ten as true freshman

**DE 40**

## JASON VAUGHN • 6-5 • 246 • JR

- Leads USF with 5 sacks on the season to go with 8.5 TFL (2nd) and 30 tackles.
- Tied for 9th in the AAC is sacks (0.45 spg)
- Led USF with 3 sacks vs. Tulane (10.15), the most for a Bull since Deadrin Senat in 2017 vs. Texas Tech.
- Played 11 games as a true freshman. Totaled 0.5 sacks and 5.0 TFL in 31 games entering the 2022 season.

**CB 0**



## DAQUAN EVANS • 5-11 • 190 • GR/JR

- Missed all our most of 8 games in 2022 with an injury
- T4th on team with 59 tackles in 2021, added 2.5 TFL and 1 FR • Led team with 8 tackles at BYU
- Led team with 3 interceptions in 2020 - came in 3-straight games - returns of 56, 31 & 51 (TD) yards = 138, second all-time season at USF.
- Had a 51-yard pick-six at Memphis in 2020 • Nickname is "Day Day"

**S 1**

## MATTHEW HILL • 6-1 • 187 • JR

- 30 tackles on year; finished 6th with 50 tackles in 2021 • Led team with 11 stops at SMU (10.2.21)
- On the field for virtually every defensive snap in games he played in 2021.
- Had an interception and 27-yard return at NC State (2021) in his first game as a safety.
- Transfered to USF from Auburn, where he was a wide receiver - recorded eight receptions as a sophomore (2019) before converting to safety in 2020

**S 22**

## MEKHI LAPOINTE • 6-2 • 190 • GR

- 3rd on team with 45 tackles, despite missing two games with injury.
- Led team with 10 tackles and an interception vs. No. 25 BYU (9.3.22); Posted 10 tackles vs. ECU (1.10)
- A three-year starter with 6 career INT, 154 tackles and 40 career games played
- A #BayMade product from Armwood High School

**CB 9**

## AAMARIS BROWN • 5-10 • 197 • FR

- Leads the team with two interceptions: at No. 24 Cincinnati and at No. 18 Florida
- Tampa Bay native that played at Armwood HS
- Transfer from Kansas State where he played in 13 games recording 15 tackles and a recovered fumble.
- An All-State and All-Tampa Bay honoree helping lead team to 2018 state championship game.

## DEFENSIVE LINE

Senior **Rashawn Yates** (6-3, 282) returns after posting 13 tackles and a sack in 2021 as does fellow senior **Darien Grant** (6-4, 257), returning from injury, junior **Jason Vaughn** (6-5, 246) - 19 tackles, 1.5 TFL in 2021 - and **Tramel Logan** (6-2, 249) - 15 tackles, 2 TFL. The Bulls added eight defensive linemen in the 2022 Class, including four-star defensive end **Michael Williams** (6-3, 247; Farmington Hills, Mich.) - 23.5 sacks in his senior year - and transfers in **Nick Bags** (6-3, 293, Temple), **Rashad Cheney Jr.** (6-2, 285, Minnesota), **Jatorian Hansford** (6-3, 265, Missouri), and **Jonathan Ross** (6-3, 243, Bowie State). **Eddie Kelly** (6-4, 274, Orlando, Fla.) was a significant high school recruit who has played immediately.

## LINEBACKER

Redshirt freshman **Mac Harris** (6-0, 230) returns from a shoulder injury in 2021 after showing some flashes in his true freshman campaign (2020), including eight tackles at Cincinnati. Sophomore **Davon Hicks** (6-0, 215) addds depth with three linebackers in the 2022 Class, including Minnesota transfer **DJ Gordon IV** (6-1, 220) – 126 tackles and 26 tackles for loss in his senior year Plant City HS – and junior college transfer **Jhalyn Shuler** (6-2, 220) – 88 tackles and 11 TLF at Coffeyville Community College.

## CORNERBACKS

**Daquan Evans** (11 starts) held down one cornerback position last year while transfer **Christian Williams** (6-1, 185, Miami) saw action on the other side of the field posting four starts and 20 tackles while grabbing two interceptions. Transfer **TJ Robinson** (6-3, 194, Rutgers) started seven games and posted 31 tackles as a cornerback in 2021. Senior **Josh Green** (5-10, 182) saw action in eight games. Transfer **Aamaris Brown** (5-11, 197, Kansas State) – 80 tackles and 11 interceptions in his senior season at Tampa's Armwod High School – and has become a team leader.

## SAFETIES

Returning senior **Mekhi LaPointe** brings leadership and significant USF experience (21 career starts, 59 tackles in 2021), and junior **Matthew Hill** started 10 games and posted 50 tackles and an interception in his first season as a safety and at USF. Transfer **Will Jones II** (5-9, 191, Kansas State) is among the Bulls' fastest players and showed great closing ability on the ball before suffering a torn ACL prior to Game 1 in 2021. Returrners **T-Mac Simpson** (5-11, 190), **Jayden Curry** (5-11, 200) and **Jaelen Stokes** (6-1, 191) all saw significant action in 2021.



# SPECIAL TEAMS

**K 32**

## SPENCER SHRADER

## 6-2 • 190 • JR

***2021 LOU GROZA SEMIFINALIST***
***2022 LOU GROZA WATCH LIST***
***• Has made 27 of 40 career field goals (67.5%) with a long of 52 yards.***

• 8-12 on FG on 2022, misses from 54 (partial block), 49 yards (bad hold), 41 & 31 yards.
• Converted 22 of his last 31 attempts (misses from 54 & 49 in 2022, 52 & 48 in 2021 and 46 in 2020). Includes made field goals of 52, 49, 49, 47, 46, 44, 42, 41 & 41 yards.
• 44 touchbacks on 56 kickoffs

• 11-of-13 on FG in 2021, with a career-long 52-yarder vs. Temple
• String of 9 straight makes ranks as third-longest in program history.
• **Set a USF RECORD** in 2020 with FOUR 40-yard-plus field goals in a game at Memphis (49, 47, 46, 41)
• Named AAC Special Teams Player of the Week (Nov. 9, 2020)
• One of the faster Bulls, he scored on a fake punt, running for a 22-yard touchdown at UConn in 2019.
• Walk-on with a big leg. Handles all kickoffs. Has hit from 65 yards out in practice.
• Home schooled soccer player, went

## NUMERICAL

| No. | Name |
|---|---|
| 0 | Daquan Evans, DB |
| 0 | Jaren Mangham, RB |
| 1 | Khafre Brown, WR |
| 1 | Matthew HIll, S |
| 2 | Michel Dukes, RB |
| 2 | TJ Robinson, DB |
| 3 | Vincent Davis, DB |
| 3 | Kelley Joiner, Jr., RB |
| 4 | Omarion Dollison, WR |
| 4 | Christian Williams, DB |
| 5 | Anontonio Grier, LB |
| 5 | Jimmy Horn, WR |
| 6 | Ajou Ajou, WR |
| 6 | Rashawn Yates, DE |
| 7 | Sincere Brown, WR |
| 7 | Will Jones II, DB |
| 8 | DJ Gordon IV, LB |
| 8 | Latrell Williams, WR |
| 9 | Aamaris Brown, CB |
| 9 | Yusuf Terry, WR |
| 10 | Nick Bags, DT |
| 10 | Xavier Weaver, WR |
| 11 | Gerry Bohanon, QB |
| 11 | Dwayne Boyles, LB |
| 12 | Ben Knox, CB |
| 12 | Katravis Marsh, QB |
| 13 | Tramel Logan, DE |
| 13 | Gunnar Smith, QB |
| 14 | Dequan Stanley, WR |
| 14 | Michael Williams, DE |
| 15 | Jayden Curry, S |
| 15 | Gavin Gosnell, QB |
| 16 | Ryan Bolduc, QB |
| 16 | Eddie Kelly, DL |
| 17 | Byrum Brown, QB |
| 17 | Jhalyn Shuler, LB |
| 18 | Jordan Smith, QB |
| 18 | Ray Thornton III, S |
| 19 | Jonathan Ross, DE |
| 19 | Javohn Thomas, WR |
| 21 | Brian Battie, RB |
| 21 | Jaelen Stokes, S |
| 22 | Mekhi LaPointe, DB |
| 22 | K'wan Powell, RB |
| 23 | Davon Hicks, LB |
| 23 | Holden Willis, TE |
| 24 | Mac Harris, DB |
| 25 | Christopher Townsel, S |
| 26 | Tavin Ward, CB |
| 26 | Yasias Young, RB |
| 27 | Jordan Blackmon, S |
| 27 | Cameron Cobb, WR |
| 28 | Jatorian Hansford, DE |
| 29 | Brian Norris, LB |
| 29 | Zack Sessa, K |
| 30 | DeAunte Hunter, LB |
| 31 | Pierse Stainton, P |
| 32 | Luke Dean, WR |
| 32 | Spencer Shrader, K |
| 33 | T-Mac Simpson, S |
| 34 | Joshua Green, CB |

## 2022 USF FOOTBALL ALPHABETICAL ROSTER

| No. | Name | Pos. | Ht. | Wt. | Class/Elig. | Hometown (Previous Schools) |
|---|---|---|---|---|---|---|
| 89 | Collin Affleck | TE | 6-5 | 237 | Fr./Fr. | Great Falls, Va. (Langley HS) |
| 6 | Ajou Ajou | WR | 6-3 | 218 | Jr./So. | Brooks, Alberta, Canada (Clearwater Acad./Clemson) |
| 40 | Jason Albritton | RB | 5-10 | 224 | Fr./Fr. | Lithia, Fla. (Newsome HS) |
| 54 | Amer Amer | LB | 6-1 | 228 | So./RSFr. | Winter Garden, Fla. (Windermere HS) |
| 38 | Sean Atkins | WR | 5-10 | 170 | Gr./So. | Viera, Fla. (Viera HS) |
| 10 | Nick Bags | DL | 6-3 | 293 | Jr./So. | Wayne, N.J. (Tottenville HS/Temple) |
| 71 | Derrell Bailey Jr. | OL | 6-6 | 289 | Jr./So. | Greenback, Tenn. (Greenback HS/Virginia Tech) |
| 21 | Brian Battie | RB | 5-8 | 165 | Jr./So. | Sarasota, Fla. (Sarasota HS) |
| 48 | Andrew Beardall | LS | 6-0 | 212 | Gr./Jr. | Merritt Island, Fla. (Merritt Island HS) |
| 50 | Bryce Bernard | LS | 6-2 | 212 | Sr./So. | Neptune Beach, Fla. (Fletcher HS) |
| 37 | Logan Berryhill | S | 6-4 | 188 | Gr./So. | Kingsland, Ga. (Camden County HS) |
| 72 | Cole Best | OL | 6-4 | 296 | So./RSFr. | Winter Park, Fla. (Trinity Prep) |
| 27 | Jordan Blackmon | S | 5-10 | 156 | So./RSFr. | Melbourne, Fla. (Eau Gallie HS) |
| 57 | Joshua Blanchard | OL | 6-3 | 294 | Jr./So. | Miami, Fla. (Norland HS) |
| 11 | Gerry Bohanon Jr. | QB | 6-3 | 226 | Gr./Jr. | Earle, Ark. (Earle HS/Baylor) |
| 16 | Ryan Bolduc | QB | 6-1 | 197 | So./RSFr. | Sarasota, Fla (Cardinal Mooney HS) |
| 11 | Dwayne Boyles Jr. | LB | 6-3 | 230 | Gr./Sr. | Miami, Fla. (Miami Central HS) |
| 9 | Aamaris Brown | DB | 5-10 | 197 | Jr./Fr. | Seffner, Fla. (Armwood HS/Kansas State) |
| 17 | Byrum Brown | QB | 6-3 | 206 | Fr./Fr. | Raleigh, N.C. (Rolesville HS) |
| 1 | Khafre Brown | WR | 6-0 | 190 | Jr./So. | Charlotte, N.C. (West Mecklenburg HS/North Carolina) |
| 7 | Sincere Brown | WR | 6-5 | 181 | So./RSFr. | Charleston, S.C. (First Baptist School) |
| 39 | John Cannon | K | 5-9 | 176 | So./RSFr. | Fort Lauderdale, Fla. (University HS) |
| 88 | Chris Carter | TE | 6-4 | 236 | Gr./Jr. | Homestead, Fla. (South Dade HS) |
| 74 | Brad Cecil | OL | 6-4 | 294 | Gr./Sr. | Jacksonville, Fla. (Bartram Trail HS) |
| 90 | Rashad Cheney Jr. | DL | 6-2 | 285 | Sr./So. | Atlanta, Ga. (Cedar Grove HS/Minnesota) |
| 27 | Cameron Cobb | WR | 5-11 | 182 | Fr./Fr. | Tampa, Fla. (Wharton HS) |
| 53 | Drew Cornelius | OL | 6-5 | 280 | So./RSFr. | Franklin, Ga. (Heard County HS) |
| 15 | Jayden Curry | S | 5-11 | 200 | Jr./So. | Virginia Beach, Va. (IMG Academy) |
| 97 | Evan Dangler | LB | 6-3 | 205 | Fr./Fr. | Bradenton, Fla. (Braden River HS) |
| 32 | Luke Dean | WR | 5-9 | 165 | Fr./Fr. | Clearwater, Fla. (Clearwater Academy International) |
| 4 | Omarion Dollison | WR | 5-9 | 183 | Jr./So. | Columbia, S.C. (Gray Collegiate Academy) |
| 2 | Michel Dukes | RB | 5-10 | 197 | Sr./Jr. | Charleston, S.C. (First Baptist HS/Clemson) |
| 59 | Johnny Eaton | LB | 6-2 | 200 | Fr./Fr. | Melbourne, Fla. (Viera HS) |
| 96 | Chad Elder | DE | 6-3 | 241 | Fr./Fr. | Neptune Beach, Fla. (Fletcher HS) |
| 0 | Daquan Evans | CB | 5-11 | 190 | Gr./Jr. | Orlando, Fla. (Jones HS) |
| 36 | Tre'son Everett | WR | 6-4 | 205 | Fr./Fr. | Seminole, Fla. (Largo HS) |
| 92 | Jbril Glaze | DT | 6-3 | 311 | Sr./Sr. | Tampa, Fla (Jefferson HS/North Alabama) |
| 98 | Danny Gonzalez | DT | 6-1 | 264 | Fr./Fr. | Jupiter, Fla. (The Benjamin School) |
| 47 | Connor Gordon | LS | 6-2 | 240 | Fr./Fr. | Sussex, Wisc. (Sussex Hamilton HS) |
| 8 | DJ Gordon IV | LB | 6-1 | 220 | Sr./So. | Plant City, Fla. (Plant City HS/Minnesota) |
| 15 | Gavin Gosnell | QB | 6-2 | 219 | Fr./Fr. | Hendersonville, N.C. (Hendersonville HS) |
| 99 | Darrien Grant | DE | 6-4 | 257 | Gr./Sr. | Bradenton, Fla. (Southeast HS) |
| 34 | Joshua Green | CB | 5-10 | 182 | Sr./Sr. | Palm Harbor, Fla. (East Lake HS/ Univ. of Pikeville) |
| 87 | Gunnar Greenwald | TE | 6-4 | 244 | So./So. | Satellite Beach, Fla. (Satellite HS) |
| 5 | Antonio Grier Jr. | LB | 6-1 | 223 | Gr./Sr. | Atlanta, Ga. (Mays HS) |
| 79 | Dustyn Hall | OL | 6-3 | 303 | Sr./So. | Punta Gorda, Fla. (Charlotte HS) |
| 20 | AJ Hamilton | CB | 5-10 | 183 | Jr./RSFr. | Dunnellon, Fla. (Dunnellon HS |
| 28 | Jatorian Hansford | DE | 6-4 | 265 | Sr./Sr. | Forsyth, Ga. (Mary Persons HS/Missouri) |
| 64 | Demetris Harris | OL | 6-3 | 315 | Gr./Sr. | Jacksonville, Fla. (Robert E. Lee HS) |
| 24 | Mac Harris | LB | 6-0 | 234 | Jr./RSFr. | The Villages, Fla. (The Villages Charter School) |
| 23 | Davon Hicks | LB | 6-0 | 215 | So./So. | Vero Beach, Fla. (Vero Beach HS) |
| 1 | Matthew Hill | S | 6-1 | 187 | Sr./Jr. | Lawrenceville, Ga. (Brookwood HS/Auburn) |
| 93 | Jhalin Hobbs | DL | 6-2 | 291 | Fr./Fr. | Ruskin, Fla. (Lennard HS) |
| 5 | Jimmy Horn Jr. | WR | 5-10 | 174 | So./So. | Sanford, Fla. (Seminole HS) |
| 30 | DeAunte Hunter | LB | 6-4 | 198 | Fr./Fr. | Valdosta, Ga. (Lowndes HS) |
| 67 | Demontrey Jacobs | OL | 6-6 | 315 | Gr./Sr. | Gonzales, La. (East Ascension HS/Grambling) |
| 73 | Donovan Jennings | OL | 6-5 | 312 | Gr./Sr. | Tampa. Fla. (Gaither HS) |
| 58 | Reggie Johnson II | LB | 6-0 | 212 | So./So. | Tampa, Fla. (Carrollwood Day HS) |
| 3 | Kelley Joiner Jr. | RB | 5-9 | 188 | Sr./Jr. | Clermont, Fla. (South Lake HS) |
| 7 | Will Jones II | S | 5-9 | 191 | Sr./So. | Mansfield, Texas (Summit HS/Kansas State) |
| 16 | Eddie Kelly | DL | 6-4 | 274 | Fr./Fr. | Orlando, Fla. (West Orange HS) |

# 2022 USF FOOTBALL ALPHABETICAL ROSTER

| | | | | | | |
|---|---|---|---|---|---|---|
| 75 | Andrew Kilfoyl | OL | 6-5 | 317 | So./RSFr. | Tampa, Fla. (Gaither HS) |
| 12 | Ben Knox | CB | 6-2 | 192 | Jr./So. | DeLand, Fla. (DeLand HS) |
| 61 | Gannon Lanning | OL | 6-7 | 311 | So./RSFr. | Spring Hill, Fla. (Springstead HS) |
| 22 | Mekhi LaPointe | S | 6-2 | 190 | Gr./Sr. | Seffner, Fla. (Armwood HS) |
| 80 | Jayson Littlejohn | TE | 6-4 | 239 | Sr./Jr. | Hanford, Calif. (Sierra Pacific HS/College of the Sequoias) |
| 65 | Mike Lofton | OL | 6-2 | 312 | Jr./RSFr. | Clearwater, Fla. (Calvary Christian HS/UCF) |
| 13 | Tramel Logan | DE | 6-2 | 249 | Jr./So. | Miami, Fla. (Booker T. Washington HS) |
| 82 | Jackson Long | TE | 6-4 | 222 | Fr./Fr. | Hendersonville, Tenn. (Beech HS) |
| 51 | Erik Malyszko | DE | 6-1 | 210 | Fr./Fr. | Palm Harbor, Fla. (Palm Harbor University HS) |
| 0 | Jaren Mangham | RB | 6-2 | 231 | Sr./Sr. | Detroit, Mich. (Cass Tech HS/Colorado) |
| 12 | Katravis Marsh | QB | 6-5 | 232 | Jr./So. | Hialeah, Fla. (Miami Central HS) |
| 76 | Bayron Matos | OT | 6-9 | 291 | So./Fr. | Santo Domingo, Dominican Republic (Hamilton Heights Christian Acad.) |
| 41 | Colin McCreary | P | 6-1 | 210 | Gr./Sr. | Clarks Summit, Pa. (Abington Heights HS/Monmouth) |
| 42 | Lewai Mitchell | S | 6-1 | 186 | So./RSFr. | Maitland, Fla. (Orangewood Christian HS) |
| 86 | Chris Mottillo | TE | 6-6 | 258 | Gr./Jr. | Erie, Pa. (Mercyhurst Prep/Penn) |
| 29 | Brian Norris Jr. | LB | 6-2 | 225 | Gr./Jr. | Chiefland, Fla. (Chiefland HS) |
| 63 | Brock Parry | OL | 6-3 | 304 | Jr./RSFr. | Coral Springs, Fla. (JP Taravella HS/Florida Tech) |
| 77 | Zach Perkins | OL | 6-5 | 315 | Jr./RSFr. | Tampa, Fla. (Brkeley Prep HS/Maryland) |
| 22 | K'wan Powell | RB | 5-9 | 205 | So./RSFr. | Vernon, Fla. (Vernon HS) |
| 35 | Bailey Purcell | WR | 5-11 | 177 | So./RSFr. | Seminole, Fla. (Seminole HS) |
| 81 | Garret Reynolds | WR | 6-1 | 178 | So./RSFr. | Lake Wales, Fla. (Lake Wales HS) |
| 46 | Dylan Ridolph | LB | 6-0 | 222 | So./RSFr. | Wesley Chapel, Fla. (Wiregrass Ranch HS) |
| 84 | Cade Roberts | WR | 5-11 | 183 | Fr./Fr. | Santa Rosa Beach, Fla. (South Walton HS) |
| 2 | TJ Robinson | S | 6-3 | 194 | Sr./So. | Riverview, Fla. (Riverview HS/Rutgers) |
| 45 | CJ Ross | LB | 5-11 | 211 | So./RSFr. | Jacksonville, Fla. (Trinity Christian Academy) |
| 19 | Jonathan Ross | DE | 6-3 | 243 | Gr./Jr. | Waldorf, Md. (St. Charles HS/Bowie State) |
| 53 | De'Juan Sease | DT | 6-2 | 282 | Sr./Jr. | Bamberg, S.C. (Bamberg-Ehrhardt HS/Allen University) |
| 29 | Zack Sessa | K | 6-0 | 187 | So./Fr. | Venice, Fla.(Venice HS/Florida/Georgia Southern) |
| 32 | Spencer Shrader | K | 6-2 | 190 | Sr./Jr. | Lithia, Fla. (Newsome HS) |
| 17 | Jhalyn Shuler | LB | 6-1 | 220 | Jr./Jr. | Abbeville S.C. (Abbeville HS/Coffeyville CC) |
| 33 | Timarcus "T-Mac" Simpson | S | 5-11 | 190 | Sr./Jr. | Tampa, Fla. (Sickles HS/Eastern Michigan) |
| 55 | Colby Smith | DT | 6-3 | 269 | So./RSFr. | Neptune Beach, Fla. (Fletcher HS) |
| 13 | Gunnar Smith | QB | 6-4 | 205 | Fr./Fr. | Lake Mary, Fla. (Lake Mary HS) |
| 18 | Jordan Smith | QB | 6-1 | 180 | Jr./RSFr. | Lake City, Fla. (Columbia HS) |
| 31 | Pierse Stainton | P | 6-2 | 190 | Fr./Fr. | Sarasota, Fla. (Cardinal Mooney HS) |
| 14 | Dequan Stanley | WR | 5-10 | 176 | So./RSFr. | St. Augustine, Fla. (St. Augustine HS) |
| 36 | Andrew Stokes | P | 6-5 | 232 | So./So. | Perth, Australia (ProKick) |
| 21 | Jaelen Stokes | S | 6-1 | 190 | So./So. | Auburndale, Fla. (Auburndale HS) |
| 94 | Keeon Terrell | DE | 6-3 | 254 | So./RSFr. | Fort Myers, Fla. (Fort Myers HS) |
| 9 | Yusuf Terry | WR | 6-3 | 180 | Sr./So. | Philadelphia, Pa. (Imhotep Charter HS/Baylor) |
| 35 | Chris Thomas | S | 6-0 | 181 | Fr./Fr. | Bradenton, Fla. (Southeast HS) |
| 19 | Javohn Thomas | WR | 6-3 | 191 | Fr./Fr. | Tampa, Fla. (Sickles HS) |
| 18 | Ray Thornton III | S | 6-1 | 206 | Sr./So. | Columbus, Ga. (Central HS/Clemson) |
| 25 | Christopher Townsel | S | 6-2 | 188 | Jr./So. | Deerfield Beach, Fla. (Dearfield Beach HS) |
| 78 | Alec Valet | OL | 6-3 | 265 | Gr./RSFr. | Titusville, Fla. (Astronaut HS/Jacksonville Univ.) |
| 40 | Jason Vaughn | DE | 6-5 | 246 | Gr./Jr. | Miami, Fla. (Advance Prep Acad.) |
| 37 | Trey Wagner | WR | 6-1 | 175 | Fr./Fr. | Greenville, S.C. (Christ School) |
| 26 | Tavin Ward | CB | 6-1 | 190 | Fr./Fr. | Fort Myers, Fla. (North Fort Myers HS) |
| 10 | Xavier Weaver | WR | 6-1 | 180 | Sr./Jr. | Orlando, Fla. (Orlando Christian Prep) |
| 4 | Christian Williams | CB | 6-1 | 185 | Sr./Jr. | Daphne, Ala. (Daphne HS/Miami) |
| 44 | Jacquez Williams | DT | 6-2 | 293 | Fr./Fr. | Savannah, Ga. (Jenkins HS) |
| 8 | Latrell Williams | WR | 5-11 | 188 | Gr./Sr. | Lake City, Fla. (Columbia HS/Independence CC/Tennessee) |
| 14 | Michael Williams II | DE | 6-3 | 247 | Fr./Fr. | Farmington Hills, Mich. (West Bloomfield HS) |
| 23 | Holden Willis | WR | 6-4 | 210 | So./So. | Greenback, Tenn. (Greenback School) |
| 6 | Rashawn Yates | DE | 6-3 | 282 | Gr./Sr. | Port St. Lucie, Fla. (Treasure Coast HS |
| 26 | Yasias Young | RB | 5-9 | 187 | Jr./RSFr. | Fort Myers, Fla. (Fort Myers HS) |

## NUMERICAL

| | |
|---|---|
| 35 | Bailey Purcelll, WR |
| 35 | Chris Thomas, S |
| 36 | Tre'son Everett, WR |
| 36 | Andrew Stokes, P |
| 37 | Logan Berryhill, S |
| 37 | Trey Wagner, WR |
| 38 | Sean Atkins, WR |
| 39 | John Cannon, K |
| 40 | Jason Albritton, RB |
| 40 | Jason Vaughn, DE |
| 41 | Colin McCreary, P |
| 42 | Lewai Mitchell, S |
| 44 | Jacquez Williams, DL |
| 45 | CJ Ross, LB |
| 46 | Dylan Ridolph, LB |
| 47 | Connor Gordon, LS |
| 48 | Andrew Beardall, LS |
| 50 | Bryce Bernard, LS |
| 51 | Erik Malyszko, DE |
| 53 | Drew Cornelius, OL |
| 53 | De'Juan Sease, DT |
| 54 | Amer Amer, LB |
| 55 | Colby Smith, OL |
| 57 | Joshua Blanchard, OL |
| 58 | Reggie Johnson II, LB |
| 59 | Johnny Eaton, LB |
| 61 | Gannon Lanning, OL |
| 63 | Brock Parry, OL |
| 64 | Demetris Harris, OL |
| 65 | Mike Lofton, OL |
| 67 | Demontrey Jacobs, OLL |
| 71 | Derrell Bailey, OL |
| 72 | Cole Best, OL |
| 73 | Donovan Jennings, OL |
| 74 | Brad Cecil, OL |
| 75 | Andrew Kilfoyl, OL |
| 76 | Bayron Matos, OT |
| 77 | Zach Perkins, OL |
| 78 | Alec Valet, OL |
| 79 | Dustyn Hall, OL |
| 80 | Jayson Littllejohn, TE |
| 81 | Garrret Reynolds, WR |
| 82 | Jackson Long, TE |
| 84 | Cade Roberts, WR |
| 86 | Chris Mottillo, TE |
| 87 | Gunnar Greenwald, TE |
| 88 | Chris Carter, TE |
| 89 | Collin Affleck, TE |
| 90 | Rashad Cheney Jr., DL |
| 92 | Jbril Glaze, DT |
| 93 | Jhalin Hobbs, DL |
| 94 | Keeoon Terrell, DE |
| 96 | Chad Elder, DE |
| 97 | Evan Dangler, LB |
| 98 | Danny Gonzalez, DT |
| 99 | Darrien Grant, DE |

# USF FOOTBALL DEPTH CHART
## (From Game 11)

## OFFENSE

| POS | # | Name | Ht. | Wt. | Cl. |
|---|---|---|---|---|---|
| WR | 23 | Holden Willis | 6-4 | 210 | So. |
| | 10 | Xavier Weaver | 6-1 | 180 | Jr. |
| TE | 86 | Chris Mottillo | 6-6 | 258 | Jr. |
| | 80 | Jayson Littlejohn | 6-4 | 239 | Fr. |
| | 88 | Chris Carter | 6-4 | 236 | Jr. |
| RT | 71 | Derrell Bailey Jr. (TR) | 6-6 | 289 | So. |
| | 65 | Mike Lofton (BA) (TR) | 6-2 | 312 | Fr. |
| RG | 79 | Dustyn Hall | 6-3 | 303 | So. |
| | 65 | Mike Lofton (BA) (TR) | 6-2 | 312 | Fr. |
| C | 74 | Brad Cecil | 6-4 | 294 | Gr. |
| | 72 | Cole Best | 6-4 | 296 | Fr. |
| LG | 64 | Demetris Harris | 6-3 | 315 | Gr. |
| | 77 | Zach Perkins (BA) (TR) | 6-5 | 315 | Fr. |
| LT | 67 | Demontrey Jacobs (TR) | 6-6 | 315 | Gr. |
| | 71 | Derrell Bailey Jr. (TR) | 6-6 | 289 | So. |
| QB | 17 | Byrum Brown | 6-3 | 206 | Fr. |
| | 16 | Ryan Bolduc | 6-1 | 197 | RSFr. |
| HB | 21 | Brian Battie (BA) | 5-8 | 165 | So. |
| | 3 | Kelley Joiner Jr. | 5-9 | 188 | Jr. |
| | 2 | Michel Dukes (TR) | 5-10 | 197 | Jr. |
| SLOT | 5 | Jimmy Horn Jr. | 5-10 | 174 | So. |
| | 4 | Omarion Dollison | 5-9 | 183 | So. |
| | 14 | Dequan Stanley | 5-10 | 176 | Fr. |
| WR | 38 | Sean Atkins | 5-10 | 170 | So. |
| | 9 | Yusuf Terry (TR) | 6-3 | 180 | So. |
| | 1 | Khafre Brown (TR) | 6-0 | 190 | So. |

(TR) = 4-YEAR SCHOOL TRANSFER

(BA) = NATIVE OF SEVEN-COUNTY TAMPA BAY AREA

## SPECIALISTS

| POS | # | Name | Ht. | Wt. | Cl. |
|---|---|---|---|---|---|
| P | 36 | Andrew Stokes | 6-5 | 232 | So. |
| | 41 | Colin McCreary (TR) | 6-1 | 210 | Gr. |
| PK | 32 | Spencer Shrader (BA) | 6-2 | 190 | Jr. |
| | 39 | John Cannon | 5-9 | 176 | Fr. |
| H | 41 | Colin McCreary (TR) | 6-1 | 210 | Gr. |
| | 48 | Andrew Beardall | 6-0 | 212 | Gr. |
| LS | 50 | Bryce Bernard (FG & PAT) | 6-2 | 212 | So. |
| | 48 | Andrew Beardall (Punts) | 6-0 | 212 | Gr. |
| KO | 32 | Spencer Shrader (BA) | 6-2 | 190 | Jr. |

### RETURNERS

| | | | | | |
|---|---|---|---|---|---|
| KR | 21 | Brian Battie (BA) ALL-AMERICAN | 5-8 | 165 | So. |
| | 5 | Jimmy Horn Jr. | 5-9 | 174 | So. |
| | 2 | Michel Dukes (TR) | 5-10 | 197 | Jr. |
| PR | 38 | Sean Atkins | 5-10 | 170 | So. |
| | 5 | Jimmy Horn Jr. | 5-9 | 174 | So. |
| | 10 | Xavier Weaver | 6-1 | 180 | Jr. |

### PRONUNCIATIONS

- LISTEN TO PLAYERS PRONOUNCE THEIR NAMES HERE:

## DEFENSE

| POS | # | Name | Ht. | Wt. | Cl. |
|---|---|---|---|---|---|
| END | 13 | Tramel Logan | 6-2 | 249 | So. |
| | 16 | Eddie Kelly | 6-4 | 274 | Fr. |
| TACKLE | 6 | Rashawn Yates | 6-3 | 282 | Gr. |
| | 53 | De'Juan Sease | 6-2 | 282 | Jr. |
| TACKLE | 99 | Darrien Grant (BA) | 6-4 | 257 | Gr. |
| | 28 | Jatorian Hansford (TR) | 6-4 | 265 | Sr. |
| | 10 | Nick Bags (TR) | 6-3 | 293 | So. |
| END | 40 | Jason Vaughn | 6-5 | 246 | Jr. |
| | 19 | Jonathan Ross (TR) | 6-3 | 243 | Gr. |
| MLB | 8 | DJ Gordon IV (BA) (TR) | 6-1 | 220 | So. |
| | 23 | Davon Hicks | 6-0 | 215 | So. |
| LB | 11 | Dwayne Boyles Jr. | 6-3 | 228 | Jr. |
| | 24 | Mac Harris | 6-0 | 234 | RSFr. |
| | 17 | Jhalyn Shuler | 6-1 | 220 | Jr. |
| CB | 4 | Christian Williams (TR) | 6-1 | 185 | Jr. |
| | 0 | Daquan Evans | 5-11 | 190 | Jr. |
| SS | 7 | Will Jones II (TR) | 5-9 | 191 | So. |
| | 22 | Mekhi LaPointe (BA) | 6-2 | 190 | Gr. |
| NB | 15 | Jayden Curry | 5-11 | 200 | So. |
| | 1 | Matthew Hill (TR) | 6-1 | 187 | Jr. |
| FS | 33 | T-Mac Simpson (BA) (TR) | 5-11 | 190 | Jr. |
| | 2 | TJ Robinson (BA) (TR) | 6-3 | 194 | So. |
| CB | 9 | Aamaris Brown (BA) (TR) | 5-10 | 197 | Fr. |
| | 12 | Ben Knox | 6-2 | 192 | So. |

## PRONUNCIATION CHART

| | | |
|---|---|---|
| 6 | AJOU AJOU | uh-JOE uh-JOE |
| 54 | AMER AMER | AY-mer AY-mer |
| 21 | Brian BATTIE | BAT-tee |
| 11 | GERRY Bohanon | GARY |
| 9 | AAMARIS Brown | uh-MAR-iss |
| 1 | KHAFRE Brown | CHAH-free |
| 2 | MICHEL Dukes | Michael |
| 4 | OMARION Dollison | oh-MAR-eee-ahn |
| 0 | DAQUAN Evans | duh-KWON |
| 28 | JATORIAN Hansford | juh-TORE-eee-en |
| 64 | DEMETRIS Harris | Duh-MEE-tris |
| 23 | DAVON Hicks | DAY-von |
| 10 | KELLEY Joiner | Kelly |
| 0 | Jaren MANGHAM | mang-UM |
| 12 | KATRAVIS Marsh | Kuh-TREY-viss (Trey for short) |
| 95 | BAYRON MATOS | BY-run MAT-oce |
| 42 | LEWAI Mitchell | LEE-vie |
| 86 | Chris MOTTILLO | moe-TILL-oh |
| 22 | MEKHI LaPointe | mah-KYE (sounds like: eye) |
| 13 | TRAMEL Logan | truh-MELL |
| 22 | K'WAN Powell | KAY-wahn |
| 53 | De'Juan SEASE | de-WAHN cease |
| 17 | JHALYN Shuler | JAY-lin |
| 14 | DEQUAN Stanley | DAY-kwahn |
| 19 | YUSUF Terry | YOO-suf |
| 10 | XAVIER Weaver | ex-ZAY-vee-er |
| 26 | YASIAS Young | yuh-SIGH-iss |

# CAREER STARTS CHART

| | 2022 | '21 | '20 | '19 | '18 | CAREER |
|---|---|---|---|---|---|---|
| Demetris Harris (OL) | 11 | 12 | 6 | 12 | 11 | 52 |
| Brad Cecil (OL) | 11 | 12 | 7 | 12 | 7 | 49 |
| Dwayne Boyles (LB) | 11 | 12 | 6 | 11 | 2 | 42 |
| Donovan Jennings (OL) | 4 | 12 | 7 | 8 | 4 | 35 |
| Rashawn Yates (DT) | 9 | 4 | 9 | 6 | 2 | 30 |
| Antonio Grier (LB) | 2 | 12 | 7 | 6 | - | 26 |
| Mekhi LaPointe (SS) | 5 | 11 | 6 | - | 4 | 26 |
| Demontrey Jacobs (OL) | 11 | 11 | 2 | - | - | 24 |
| Dustyn Hall (OL) | 11 | 9 | 4 | - | - | 24 |
| Xavier Weaver (WR) | 9 | 10 | 2 | - | - | 21 |
| Matthew Hill (S) | 6 | 10 | - | - | - | 16 |
| Jason Vaughn (DE) | 6 | 8 | 1 | - | - | 15 |
| Jimmy Horn Jr. (WR) | 9 | 5 | - | - | - | 14 |
| Christian Williams (DB) | 9 | 5 | - | - | - | 14 |
| Chris Carter (TE) | 10 | 1 | 1 | - | - | 12 |
| Daquan Evans (DB) | - | 11 | 1 | - | - | 12 |
| TJ Robinson (DB) | 5 | 7 | - | - | - | 12 |
| Aamaris Brown (CB) | 11 | - | - | - | - | 11 |
| Kelley Joiner (RB) | 1 | 1 | 7 | 2 | - | 11 |
| Jaren Mangham (RB) | 2 | 8 | - | 1 (CO) | - | 11 |
| Omarion Dollison (WR) | 2 | 8 | - | - | - | 10 |
| Latrell Williams (WR) | - | 3 | 7 | - | - | 10 |
| Brian Battie (RB) | 8 | 1 | - | - | - | 9 |
| Tramel Logan (DL) | 8 | 1 | - | - | - | 9 |
| DJ Gordon (LB) | 8 | - | - | - | - | 8 |
| T-Mac Simpson | 8 | - | - | - | - | 8 |
| Jatorian Hansford (DE) | 8 | - | - | - | - | 8 |
| Darrien Grant (DE) | 2 | 3 | 2 | - | - | 7 |
| Gerry Bohanon (QB) | 7 | - | - | - | - | 7 |
| Joshua Blanchard (OL) | - | - | 7 | - | - | 7 |
| Will Jones (S) | 6 | - | - | - | - | 6 |
| Jayden Curry (S) | 6 | - | - | - | - | 6 |
| Rashad Cheney (DT) | 6 | - | - | - | - | 6 |
| Yusuf Terry (WR) | 6 | - | - | - | - | 6 |
| Katravis Marsh (QB) | 3 | 1 | 1 | - | - | 5 |
| Chris Townsel (DB) | - | - | 5 | - | - | 5 |
| Eddie Kelly (DE) | 4 | - | - | - | - | 4 |
| Khafre Brown (WR) | 4 | - | - | - | - | 4 |
| Derrell Bailey (OL) | 4 | - | - | - | - | 4 |
| Sean Atkins (WR) | 1 | 3 | - | - | - | 4 |
| Mike Lofton (OL) | 3 | - | - | - | - | 3 |
| Holden Willis (WR) | 2 | - | - | - | - | 2 |
| Mac Harris (S) | - | - | 2 | - | - | 2 |
| Byrum Brown (QB) | 1 | - | - | - | - | 1 |
| Chris Mottillo (TE) | 1 | - | - | - | - | 1 |
| Nick Bags (DT) | 1 | - | - | - | - | 1 |
| Davon Hicks (LB) | 1 | - | - | - | - | 1 |

# 2022 GAME-BY-GAME LEADERS

| GAME | RUSHING | PASSING (C-A-YD-INT-TD) | CATCHES | REC YARDS | TACKLES |
|---|---|---|---|---|---|
| vs. BYU | Mangham (10-39-1) | Bohanon (17-30-172-1-0) | Weaver (5) | Weaver (113) | LaPointe (10) |
| vs. Howard | Battie (7-105-1) | Bohanon (17-28-219-1-0) | Weaver (7) | Weaver (57) | Gordon (7) |
| at Florida | Battie (15-150-1) | Bohanon (12-28-116-2-0) | Weaver (8) | Weaver (82) | Grier (10) |
| at Louisville | Powell (8-45-0) | Bohanon (9-17-62-2-0) | Terry & Dollison (4) | Terry (38) | Gordon (9) |
| vs. ECU | Battie (15-96-0) | Bohanon (18-28-253-0-3) | Horn (8) | Horn (180) | Boyles (12) |
| at Cincinnati | Bohanon (14-117-0) | Bohanon (11-21-139-0-2) | Weaver (7) | Weaver (112) | Boyles (10) |
| vs. Tulane | Bohanon (5-59-1) | Marsh (7-15-150-0-2) | Horn (5) | Horn (98) | Boyles (15) |
| at Houston | Battie (12-106-2) | Marsh (24-34-275-0-1) | Weaver (7) | Weaver (84) | Boyles (10) |
| at Temple | Battie (19-129-0) | Marsh (11-22-176-0-3) | Weaver (6) | Weaver (119) | Boyles (10) |
| vs. SMU | Battie (26-145-0) | Marsh (12-31-178-1-1) | Atkins & Weaver (4) | Weaver (60) | Boyles (9) |
| at Tulsa | Battie (19-169-1) | Brown (21-25-240-0-3) | Atkins (9) | Atkins (115) | Boyles (11) |

# 2022 FIELD GOALS

| Field Goals | fg | pct. | 01-19 | 20-29 | 30-39 | 40-49 | 50-99 | lg | blk |
|---|---|---|---|---|---|---|---|---|---|
| Spencer Shrader | 8-12 | .667 | 1-1 | 3-3 | 2-3 | 2-4 | 0-1 | 49 | - |
| OPPONENTS | 14-17 | .824 | 0-0 | 6-6 | 7-8 | 1-1 | 0-2 | 45 | - |

| FG Sequence | USF | Opponents |
|---|---|---|
| BYU | - | 39 |
| Howard | (54) | (50) |
| at Florida | 22, 49, (49) | 31 |
| at Louisville | 37 | 29, 25 |
| vs. ECU | - | - |
| at Cincinnati | 21 | - |
| vs. Tulane | 16 | 20, (31) |
| at Houston | (31) | - |
| at Temple | (44) | 32, 34, 32, 35 |
| SMU | 41 | 22, (53), 45 |
| at Tulsa | 25, 34 | 23, 25 |
| UCF | | |
| | (*missed*) | |

# 2022 USF GAME-BY-GAME STARTERS

## OFFENSE

| GAME | LT | LG | C | RG | RT | TE | QB | HB | Slot | WR | WR |
|---|---|---|---|---|---|---|---|---|---|---|---|
| vs. BYU | Jennings | Harris | Cecil | Hall | Jacobs | Carter | Bohanon | Mangham | Horn Jr. | Brown | Weaver |
| vs. HOWARD | Jennings | Harris | Cecil | Hall | Jacobs | Carter | Bohanon | Mangham | Horn Jr. | Brown | Weaver |
| at Florida | Jennings | Harris | Cecil | Hall | Jacobs | Carter | Bohanon | Battie | Dolliison | Brown | Weaver |
| at Louisville | Jennings | Harris | Cecil | Hall | Jacobs | Carter | Bohanon | Battie | Dolliison | Willis | Terry |
| vs. ECU | Jacobs | Harris | Cecil | Hall | Lofton | Carter | Bohanon | Battie | Horn Jr. | Brown | Weaver |
| at Cincinnati | Jacobs | Harris | Cecil | Hall | Lofton | Carter | Bohanon | Battie | Horn Jr. | Terry | Weaver |
| vs. TULANE | Jacobs | Harris | Cecil | Hall | Lofton | Carter | Bohanon | Battie | Horn Jr. | Terry | Weaver |
| at Houston | Jacobs | Harris | Cecil | Hall | Bailey | Carter | Marsh | Battie | Horn Jr. | Terry | Weaver |
| at Temple | Jacobs | Harris | Cecil | Hall | Bailey | Carter | Marsh | Battie | Horn Jr. | Terry | Weaver |
| SMU | Jacobs | Harris | Cecil | Hall | Bailey | Carter | Marsh | Joiner | Horn Jr. | Terry | Weaver |
| at Tulsa | Jacobs | Harris | Cecil | Hall | Bailey | Mottillo | Brown | Battie | Horn Jr. | Willis | Atkins |

**Started four wide receivers

***Started two tight ends

## DEFENSE

| GAME | END | NOSE | TACKLE | ALB | WLB | MLB | CB | NB | SS | FS | CB |
|---|---|---|---|---|---|---|---|---|---|---|---|
| vs. BYU | Hansford | Cheney Jr. | Yates | Logan | Boyles | Gordon IV | C. Williams | Hill | LaPointe | Robinson | Brown |
| vs. HOWARD | Hansford | Cheney Jr. | Yates | Logan | Boyles | Gordon IV | Robinson | Curry | LaPointe | Jones | Brown |
| at Florida | Hansford | Cheney Jr. | Yates | Logan | Boyles | Grier | Robinson | Curry | LaPointe | Simpson | Brown |
| at Louisville | Hansford | Cheney Jr. | Yates | Kelly | Boyles | Grier | C. Williams | Curry | LaPointe | Robinson | Brown |
| vs. ECU | Kelly | Cheney Jr. | Hansford | Logan | Boyles | Gordon IV | C. Williams | Hill | LaPointe | Simpson | Brown |
| at Cincinnati | Vaughn | Cheney Jr. | Hansford | Logan | Boyles | Gordon IV | C. Williams | Curry | Hill | Simpson | Brown |
| vs. TULANE | Vaughn | Cheney Jr. | Hansford | Kelly | Boyles | Hicks | C. Williams | Hill | Simpson | Jones | Brown |
| at Houston | Vaughn | Hansford | Yates | Kelly | Boyles | Gordon IV | C. Williams | Hill | Simpson | Jones | Brown |
| at Temple | Vaughn | Bags | Yates | Logan | Boyles | Gordon IV | C. Williams | Hill | Simpson | Jones | Brown |
| SMU | Vaughn | Grant | Yates | Logan | Boyles | Gordon IV | C. Williams | Curry | Simpson | Jones | Brown |
| at Tulsa | Vaughn | Grant | Yates | Logan | Boyles | Gordon IV | C. Williams | Curry | Simpson | Jones | Brown |

* Started Six Defensive Backs

** Started Four Defensive Linemen

# TURNOVERS FORCED

| TEAM | INT | FUMBLE | DEF TD | TOTAL |
|---|---|---|---|---|
| USF | 6 | 5 | 0 | 11 |
| Opponents | 8 | 8 | 2 | 16 |

**USF CAUSED:** 11 **OPP CAUSED:** 15
**USF POINTS OFF TO:** 45 **OPP POINTS OFF TO:** 79
**USF DEFENSIVE TD's:** 0 **OPP DEFENSIVE TD's:** 2

## USF TURNOVERS FORCED

| QT | Play | Ball On | Result |
|---|---|---|---|
| **HOWARD** | | | |
| **BYU** | | | |
| 3rd | INT: Mekhi LaPointe of Jaren Hall | USF14 | Safety |
| **HOWARD** | | | |
| 2nd | FUM: Jatorian Hansford of Christion Carter | USF50 | Touchdown |
| 2nd | FUM: T-Mac Simpson of Antoine Murray | USF20 | Touchdown |
| 3rd | INT: Jayden Curry of Quinton Williams | HOW21 | Touchdown |
| **AT FLORIDA** | | | |
| 3rd | INT: Dwayne Boyles of Anthony Richardson | UF18 | Touchdown |
| 4th | INT: Aamaris Brown of Anthony Richardsoon | USF20 | Interception |
| **AT LOUISVILLE** | | | |
| 2nd | FUM: Matthew Hill of T. Evans | LOU35 | Interception' |
| **ECU** | | | |
| 4th | FUM: Dwayne Boyles of R. Jones | ECU35 | Downs |
| **AT CINCINNATI** | | | |
| 1st | INT: Aamaris Brown of Ben Bryant | USF31 | Field Goal |
| 2nd | INT: Matt Hill of Ben Bryant | Endzone | End half |
| **TULANE** | | | |
| 3rd | FUM: Boyles of Pratt | TUL18 | Touchdown |
| **AT HOUSTON** | | | |
| 4th | FUM: Kelly of Coley | USF33 | Touchdown |
| **AT TEMPLE** | | | |
| None | | | |
| **SMU** | | | |
| None | | | |
| **AT TULSA** | | | |
| None | | | |

## OPPONENT TURNOVERS FORCED

| QT | Play | Ball On | Result |
|---|---|---|---|
| **BYU** | | | |
| 1st | INT: Gerry Bohanon by Max Tooley | | returned for Touchdown |
| **HOWARD** | | | |
| 1st | INT: Gerry Bohanon by Robert Jones | USF35 | Punt |
| **AT FLORIDA** | | | |
| 1st | FUM: Xavier Weaver, rec. by Shemar James | UF41 | Field Goal |
| 2nd | INT: Gerry Bohanon by Jalen Kimber | | Returned 39 yards for Touchdown |
| 4th | INT: Gerry Bohanon by Tre'Vez Johnson | USF2 | Touchdown |
| **AT LOUISVILLE** | | | |
| 2nd | FUM: Bohanon, rec. by D. Jones | LOU32 | Touchdown |
| 2nd | INT: Bohanon, by C. Jones | LOU35 | Fumble |
| 2nd | INT: Bohanon, by J. Minkins | LOU2 | half |
| **ECU** | | | |
| 1st | FUM: Bohanon, rec by X. Smith | ECU2 | Touchdown |
| **AT CINCINNATI** | | | |
| NONE | | | |
| **TULANE** | | | |
| 1st | FUM: Joiner, rec by J. Canady | USF36 | Missed FG |
| 3rd | FUM: Marsh, rec by M. Clark | USF06 | Touchdown |
| **AT HOUSTON** | | | |
| NONE | | | |
| **AT TEMPLE** | | | |
| 2nd | INT: Marsh, by A. Odom | TEM44 | Field Goal |
| 4th | FUM: Marsh, rec by J. Hollin | USF44 | Touchdown |
| 4th | FUM: Joiner, rec by J. McMurray | USF38 | Touchdown |
| **SMU** | | | |
| 4th | INT: Marsh by J. Rogers | SMU20 | Field Goal |
| **SMU** | | | |
| 2nd | FUM: Atkins, rec by M. Kulkin | USF22 | Touchdown |
| 2nd | FUM: Team (snap) | USF47 | Touchdown |

# USF DRIVE CHART

| *DISPLAYED USF/OPPONENT* | Possessions | TDs | FGs Made | FGs Missed | Fumble | Int. | Safety | Punt | Turnover on Downs | End of Half | End of Game | 70+ yard Drives | 3 and Out |
|---|---|---|---|---|---|---|---|---|---|---|---|---|---|
| vs. BYU | 11/11 | 3/6 | 2/0 | 0/0 | 0/0 | 1/1 | 0/1 | 4/2 | 2/0 | 0/1 | 1/0 | 1/3 | 4/0 |
| vs. Howard | 13/12 | 6/3 | 0/0 | 1/1 | 0/2 | 1/1 | 0/0 | 3/3 | 0/2 | 1/0 | 1/0 | 0/3 | 1/2 |
| at Florida | 1010 | 3/4 | 2/1 | 1/0 | 1/0 | 2/2 | 0/0 | 1/2 | 0/0 | 0/1 | 0/1 | 2/3 | 0/2 |
| at Louisville | 13/14 | 0/5 | 1/2 | 0/0 | 1/1 | 2/0 | 0/0 | 7/3 | 0/0 | 0/1 | 0/1 | 0/2 | 6/3 |
| vs. ECU | 12/12 | 4/7 | 0/0 | 0/0 | 1/1 | 0/0 | 0/0 | 5/3 | 1/0 | 1/0 | 0/1 | 4/5 | 4/1 |
| at Cincinnati | 10/11 | 3/4 | 1/0 | 0/0 | 0/0 | 0/2 | 0/0 | 5/3 | 1/1 | 1/0 | 0/1 | 3/2 | 3/0 |
| vs. Tulane | 14/14 | 4/6 | 1/1 | 0/1 | 2/1 | 0/0 | 0/0 | 6/3 | 0/0 | 1/0 | 0/1 | 3/4 | 6/3 |
| at Houston | 10/11 | 4/6 | 0/0 | 1/0 | 0/1 | 0/0 | 0/0 | 2/2 | 3/0 | 0/1 | 0/1 | 2/2 | 1/1 |
| at Temple | 11/12 | 4/6 | 0/4 | 1/0 | 2/0 | 1/0 | 0/0 | 1/0 | 2/0 | 0/1 | 0/1 | 3/3 | 2/0 |
| SMU | 11/12 | 3/5 | 1/2 | 0/1 | 0/0 | 1/0 | 0/0 | 4/0 | 2/2 | 0/1 | 0/1 | 2/3 | 2/0 |
| at Tulsa | 12/13 | 5/6 | 2/2 | 0/0 | 1/0 | 0/0 | 0/0 | 1/3 | 3/1 | 0/0 | 0/1 | 2/4 | 1/1 |
| **TOTALS** | **127/132** | **39/58** | **10/12** | **4/3** | **8/6** | **8/6** | **0/1** | **39/24** | **14/6** | **4/6** | **2/9** | **22/31** | **30/13** |

# USF SCORING DRIVES

| QT | When | ... | Score | Play | DRIVE |
|---|---|---|---|---|---|
| **BYU (3 TD)** | | | | | |
| 2nd | 0:14 | TD | | Mangham 1-yard TD Run | 8 plays-84 yards, TOP 1:52 |
| 3rd | 14:44 | KR TD | | Jimmy Horn 89-yard kickoff return | 1 play |
| 3rd | 2:23 | TD | | Battie 9-yard TD run | 6 plays-43yards, TOP 2:59 |
| **HOWARD (6 TD)** | | | | | |
| 2nd | 11:16 | TD. | | Mangham 2-yard TD run | 11 plays-60 yards, TOP 3:36 |
| 2nd | 2:10 | TD | | Dukes 7-yard TD run | 5 plays-59 yards, TOP 1:39 |
| 3rd | 7:14 | TD | | Mangham 1-yard TD run | 4 plays-25 yards, TOP 1:43 |
| 3rd | 00:33 | TD | | Dukes 28-yard TD run | 5 plays-61 yards, TOP 1:56 |
| 4th | 1:37 | TD | | Battie 6o-yard TD run | 2 plays-69 yards, TOP 0:33 |
| 4th | 8:05 | TD | | Powell 1-yard TD run. | 4 plays-54 yards, TOP 1:36 |
| **AT FLORIDA (3 TD, 2 FG)** | | | | | |
| 1st | 1:21 | TD | | Battie 10-yard TD run | 12 plays-81 yards, TOP 6:46 |
| 2nd | 10:45 | FG | | Shrader 22-yard field goal | 9 plays-70 yards, TOP 4:04 |
| 2nd | 3:00 | FG | | Shrader 49-yard field goal | 12 plays, 43 yards, TOP 3:00 |
| 3rd | 10:27 | TD | | Bohanon 6-yard TD run | 4 plays, 18 yards, TOP 1:34 |
| 4th | 11:14 | TD | | Dukes 1-yard TD run | 11 plays, 51 yards, TOP 6:21 |
| **AT LOUISVILLE (1 FG)** | | | | | |
| 3rd | 14:55 | FG | | Shrader 37-yard FG | 8 plays, 47 yards, TOP 3:10 |
| **VS ECU (4 TD)** | | | | | |
| 2nd | 13:13 | TD | | Bohanon to Horn for 91-yard TD pass | 2 plays, 93 yards, TOP: 0:47 |
| 3rd | 12:12 | TD | | Bohanon to Horn for 27-yard TD pass | 6 plays, 75 yards, TOP: 2:48 |
| 3rd | 7:30 | TD | | Bohanon to Atkins for 4-yard TD pass | 8 plays, 56 yards, TOP: 3:33 |
| 4th | 14:56 | TD | | Bohanon 1-yard TD run | 10 plays, 75 yards, TOP: 3:37 |
| **AT CINCINNATI (3 TD, 1 FG)** | | | | | |
| 1st | 9:24 | TD | | Battie 22-yard TD run | 11 plays, 75 yards, TOP: 5:36 |
| 1st | 3:16 | FG | | Shrader 21-yard field goal | 12 plays, 65 yards, TOP: 6:00 |
| 2nd | 10:27 | TD | | Bohanon to Weaver 9-yard TD pass | 10 plays, 75 yards, TOP: 5:24 |
| 4th | 14:56 | TD | | Bohanon to Weaver 16-yard TD pass | 5 plays, 88 yards, TOP: 2:22 |
| **VS TULANE (3 TD, 1 FG)** | | | | | |
| 1st | 1:59 | TD | | Bohanon to Horn 8-yard TD pass | 8 plays, 79 yards, TOP: 4:26 |
| 2nd | 11:28 | TD | | Bohanon 33-yard TD run | 4 plays, 75 yards, TOP: 1:39 |
| 3rd | 4:52 | FG | | Shrader 16-yard field goal | 7 plays, 45 yards, TOP: 3:27 |
| 3rd | 0:09 | TD | | Marsh to Weaver 17-yard TD pass | 2 plays, 18 yards, TOP: 0:39 |
| 4th | 4:06 | TD | | Marsh to Stanley 73-yard TD pass | 4 plays, 88 yards, TOP: 1:54 |
| **AT HOUSTON (4 TD)** | | | | | |
| 1st | 6:48 | TD | | Battie 13-yard TD run | 5 plays, 85 yards; TOP: 2:48 |
| 1st | 3:34 | TD | | Battie 20-yard TD run | 4 plays, 76 yards; TOP: 1:42 |
| 3rd | 7:14 | TD | | Dukes 1-yard TD run | 12 plays, 65 yards: TOP: 5:44 |
| 4th | 1:05 | TD | | Marsh to Carter 2-yard TD pass | 4 plays, 67 yards; TOP: 0:43 |
| **AT TEMPLE (4 TD)** | | | | | |
| 1st | 6:30 | TD | | Marsh to Weaver 10-yard TD pass | 15 plays, 75 yards; TOP: 8:30 |
| 2nd | 0:37 | TD | | Marsh to Weaver 11-yard TD pass | 4 plays, 48 yards; TOP: 0:25 |
| 3rd | 13:31 | TD | | Jimmy Horn 55-yard TD run | 3 plays, 80 yards; TOP: 1:13 |
| 3rd | 0:51 | TD | | Marsh to Willis 2-yard TD pass | 4 plays, 70 yards; TOP: 1:52 |
| **SMU (3 TD, 1 FG)** | | | | | |
| 2nd | 13:41 | TD | | Albritton 1-yard TD run | 12 plays, 75 yards; TOP: 5:36 |
| 2nd | 2:44 | TD | | Marsh to Weaver 32-yard TD pass | 3 plays, 51 yards; TOP: 1:10 |
| 2nd | 0:08 | FG | | Shrader 41-yard field goal | 7 plays, 40 yards; TOP: 0:53 |
| 4th | 1:46 | TD | | Brown to Littlejohn 17-yard TD pass | 14 plays, 75 yards; TOP: 6:16 |

| QT | When | ... | Score | Play | DRIVE |
|---|---|---|---|---|---|
| **SMU (3 TD, 1 FG)** | | | | | |
| 1st | 8:28 | FG | | Shrader 25-yard field goal | 11 plays, 68 yards, TOP: 6:32 |
| 1st | 3:35 | TD | | Brown to Mottillo 20-yard TD pass | 6 plays, 90 yards, TOP: 3:04 |
| 2nd | 14:15 | FG | | Shrader 34-yard field goal | 6 plays, 74 yards, TOP: 2:10 |
| 2nd | 1:13 | TD | | Brown to Atkins 18-yard TD pass | 6 plays, 65 yards, TOP: 1:08 |
| 3rd | 8:50 | TD | | Brown 6-yard TD run | 9 plays, 79 yards, TOP: 4:15 |
| 2:49 | 2:49 | TD | | Battie 21-yard TD run | 6 plays, 51 yards, TOP: 2:14 |

**SCORING DRIVES OF 75 YDS OR MORE:** 19 (19 TD) (3 at Cincy & vs. Tulane)
**SCORING DRIVES 6:00 OR MORE:** 6 (4 TD, 2 FG)
**SCORING DRIVES 3:00 OR LESS:** 26 (23 TD, 3 FG)
**SCORING DRIVES 2:00 OR LESS:** 19 (18 TD, 1 FG)
**SCORING DRIVES 1:00 OR LESS:** 6 (5 TD, 1 FG)

## LONG DRIVES:

**Longest by PLAYS:**
15 plays - 75 yards; 8:30, TD at Temple - Marsh QB
**Longest by YARDS:**
93 yards - 2 plays, 0:47, TD vs ECU - Bohanon QB
**Longest by TIME:**
8:30 - 15 plays, 75 yards, TD, at Temple - Marsh QB

## DEFENSE/SPECIAL TEAMS TOUCHDOWNS: 1

### DEFENSIVE SCORING PLAYS

| | | |
|---|---|---|
| **BYU** | | |
| 3rd | 14:44 | KR Jimmy Horn 89-yard kickoff return |

## LONGEST DRIVES IN PROGRAM HISTORY:

**Longest by PLAYS:**
21 plays (75 yards; 5:58, TD) at SMU on 11/23/2013
**Longest by YARDS:**
99 Yards (13 plays, 5:19, TD) at FIU on 9/20/2008
**Longest by TIME:**
9:58 (17 plays, 96 yards, TD) at Florida on 9/11/2010

# 2022 GAME-BY-GAME TEAM STATISTICS

| GAME | FINAL | QUARTERS | | | | | 1st DOWNS | | RUSHING PASSING | | TOT OFF | | | PUNTS | PENALTY | 3RD | 4TH | RED | SACKS | FIELD | POSSESSION TIME | | | | |
|---|---|---|---|---|---|---|---|---|---|---|---|---|---|---|---|---|---|---|---|---|---|---|---|---|---|
| | SCORE | 1 | 2 | 3 | 4 | OT | R-P-PE | TOT | NO-YDS-TD | C-A-I | YDS | TD | YDS | NO.-AVG | FUM-FL | NO-YDS | DNS | DNS | ZONE | NO-YDS | GOALS | 1 | 2 | 3 | 4 | TOT |
| **USF** | **21** | **0** | **7** | **14** | **0** | **-** | **6-6-0** | **12** | **26-121-2** | **17-30-1** | **172** | **0** | **293** | **4-41.0** | **1-0** | **3-25** | **3-12** | **2-4** | **2-3** | **1-1** | **0-0** | **6:06** | **7:23** | **4:34** | **7:14** | **25:17** |
| BYU | 50 | 28 | 10 | 9 | 3 | - | 12-15-0 | 27 | 37-329-3 | 25-32-1 | 261 | 2 | 575 | 2-36.0 | 1-0 | 4-35 | 7-13 | 2-2 | 4-5 | 1-0 | 2-2 | 8:54 | 7:37 | 10:26 | 7:46 | 34:43 |
| **USF** | **42** | **0** | **14** | **14** | **14** | **-** | **6-11-3** | **20** | **27-205-6** | **17-28-1** | **219** | **0** | **424** | **3-41.7** | **0-0** | **3-40** | **2-8** | **1-1** | **4-4** | **3-17** | **0-1** | **5:08** | **5:52** | **5:37** | **4:25** | **21:04** |
| HOWARD | 20 | 7 | 0 | 7 | 6 | - | 8-14-2 | 24 | 40-168-3 | 28-37-1 | 250 | 0 | 418 | 3-39.0 | 2-2 | 5-43 | 9-17 | 0-2 | 2-3 | 0-0 | 0-1 | 9:52 | 9:06 | 9:23 | 10:35 | 38:56 |
| **USF** | **28** | **7** | **6** | **8** | **7** | **-** | **17-6-0** | **23** | **46-286-3** | **12-28-2** | **116** | **0** | **402** | **1-32.0** | **2-1** | **9-73** | **8-15** | **2-2** | **4-5** | **1-4** | **2-3** | **9:55** | **8:39** | **8:18** | **9:24** | **36:19** |
| AT FLORIDA | 31 | 3 | 21 | 0 | 7 | - | 10-3-4 | 17 | 30-217-3 | 10-18-2 | 112 | 0 | 329 | 2-43.0 | 0-0 | 6-48 | 3-8 | 0-0 | 3-4 | 0-0 | 1-1 | 5:05 | 6:21 | 6:42 | 5:33 | 23:41 |
| **USF** | **3** | **0** | **0** | **3** | **0** | | **5-6-0** | **11** | **35-48-0** | **13-28-2** | **110** | **0** | **158** | **7-43.7** | **2-1** | **6-25** | **5-16** | **1-3** | **1-1** | **1-5** | **1-1** | **8:19** | **6:29** | **8:34** | **5:51** | **29:13** |
| at LOUISVILLE | 41 | 14 | 14 | 3 | 10 | | 14-13-1 | 28 | 46-283-4 | 19-30-0 | 259 | 1 | 542 | 3-44.3 | 2-1 | 5-59 | 4-13 | 3-4 | 4-5 | 3-33 | 2-2 | 6:41 | 8:31 | 6:26 | 9:09 | 30:47 |
| **USF** | **28** | **0** | **7** | **14** | **7** | **-** | **11-9-1** | **21** | **36-202-1** | **18-28-0** | **253** | **3** | **455** | **5-44.4** | **1-1** | **6-40** | **5-13** | **2-3** | **2-4** | **1-8** | **0-0** | **4:56** | **7:38** | **10:01** | **6:39** | **29:14** |
| ECU | 48 | 14 | 27 | 7 | 0 | - | 5-21-1 | 27 | 30-110-1 | 31-41-0 | 465 | 6 | 575 | 3-44.3 | 1-1 | 3-24 | 6-13 | 3-3 | 4-5 | 1-3 | 0-0 | 10:04 | 7:22 | 4:59 | 8:21 | 30:46 |
| **USF** | **24** | **10** | **7** | **0** | **7** | **-** | **10-8-1** | **19** | **43-224-1** | **11-21-2** | **139** | **3** | **363** | **5-35.4** | **2-0** | **2-15** | **8-15** | **0-1** | **3-3** | **2-15** | **1-1** | **12:21** | **8:56** | **5:18** | **5:54** | **32:29** |
| at CINCINNATI | 28 | 7 | 7 | 7 | 7 | - | 12-9-1 | 22 | 37-221-2 | 16-23-2 | 193 | 4 | 414 | 3-39.7 | 2-0 | 4-35 | 2-7 | 1-2 | 2-3 | 0-0 | 0-0 | 2:39 | 6:04 | 9:42 | 9:06 | 27:31 |
| **USF** | **31** | **7** | **7** | **10** | **7** | **-** | **5-8-0** | **13** | **28-118-1** | **14-23-0** | **259** | **3** | **377** | **6-43.7** | **2-2** | **6-46** | **2-9** | **0-0** | **3-3** | **4-13** | **1-1** | **5:59** | **4:17** | **9:09** | **3:43** | **23:08** |
| TULANE | 45 | 3 | 14 | 14 | 14 | - | 14-15-1 | 30 | 51-235-4 | 23-36-0 | 329 | 2 | 564 | 3-36.0 | 1-1 | 4-20 | 7-17 | 3-4 | 6-8 | 1-6 | 1-2 | 9:01 | 10:43 | 5:51 | 11:17 | 36:52 |
| **USF** | **27** | **14** | **0** | **7** | **6** | **-** | **6-13-4** | **23** | **31-154-3** | **24-34-0** | **275** | **1** | **429** | **2-43.5** | **1-0** | **1-15** | **4-11** | **1-4** | **4-4** | **0-0** | **0-1** | **7:01** | **6:24** | **9:32** | **6:53** | **29:53** |
| at HOUSTON | 42 | 14 | 14 | 7 | 7 | - | 6-17-0 | 23 | 25-103-2 | 33-39-0 | 387 | 4 | 490 | 2-45.0 | 2-1 | 10-95 | 7-11 | 0-1 | 4-4 | 3-12 | 0-0 | 7:59 | 8:33 | 5:28 | 8:07 | 30:07 |
| **USF** | **28** | **7** | **7** | **14** | **0** | **-** | **13-7-1** | **21** | **43-281-1** | **14-27-1** | **190** | **3** | **471** | **1-41.0** | **2-2** | **3-12** | **7-15** | **1-3** | **3-4** | **0-0** | **0-1** | **11:36** | **3:30** | **7:59** | **8:52** | **31:57** |
| at TEMPLE | 54 | 3 | 13 | 17 | 21 | - | 7-19-1 | 27 | 30-277-4 | 27-36-0 | 344 | 2 | 621 | 0-0.0 | 1-0 | 8-47 | 5-11 | 1-1 | 6-6 | 1-4 | 4-4 | 3:24 | 11:30 | 7:01 | 6:08 | 28:03 |
| **USF** | **23** | **0** | **17** | **0** | **6** | **-** | **10-11-1** | **22** | **42-179-1** | **14-34-1** | **202** | **2** | **381** | **4-39.8** | **1-0** | **7-60** | **7-18** | **2-4** | **3-4** | **0-0** | **1-1** | **7:24** | **5:55** | **9:47** | **9:36** | **32:42** |
| SMU | 41 | 10 | 7 | 21 | 3 | - | 15-12-3 | 30 | 41-273-3 | 19-27-0 | 280 | 2 | 553 | 0-0 | 0-0 | 2-20 | 5-11 | 1-3 | 4-4 | 2-16 | 2-3 | 7:36 | 9:05 | 5:13 | 5:24 | 27:18 |
| **USF** | **42** | **10** | **10** | **15** | **7** | **-** | **11-11-1** | **23** | **41-259-2** | **21-25-0** | **240** | **3** | **499** | **1-43.0** | **3-2** | **7-62** | **4-10** | **0-3** | **6-6** | **0-0** | **2-2** | **11:08** | **5:20** | **8:45** | **7:24** | **32:37** |
| at TULSA | 48 | 7 | 24 | 7 | 10 | - | 13-11-2 | 26 | 46-271-5 | 20-27-0 | 302 | 1 | 573 | 3-33.3 | 0-0 | 9-80 | 7-12 | 0-1 | 7-9 | 1-9 | 2-2 | 3:52 | 9:40 | 6:15 | 7:36 | 27:23 |

# USF EXPLOSIVE PLAYS (20+ YARDS)

| RUSHING | 15-19 | 20-29 | 30-39 | 40-49 | 50-59 | 60-69 | 70-79 | 80-89 | 90-99 | TOTAL |
|---|---|---|---|---|---|---|---|---|---|---|
| Brian Battie | 7 | 6 | 5 | - | 1 | 1 | - | - | - | 20 |
| Gerry Bohanon | 2 | 2 | 1 | - | 1 | - | - | - | - | 6 |
| Jaren Mangham | - | 2 | - | - | - | - | - | - | - | 2 |
| Michel Dukes | 1 | 1 | - | - | - | - | - | - | - | 2 |
| Jimmy Horn | - | - | - | - | 1 | - | - | - | - | 1 |
| Katravis Marsh | - | 1 | - | - | - | - | - | - | - | 1 |
| K'Wan Powell | - | - | 1 | - | - | - | - | - | - | 1 |
| **TOTALS** | **10** | **12** | **7** | **-** | **3** | **1** | **-** | **-** | **-** | **33** |

| RECEIVING | 15-19 | 20-29 | 30-39 | 40-49 | 50-59 | 60-69 | 70-79 | 80-89 | 90-99 | TOTAL |
|---|---|---|---|---|---|---|---|---|---|---|
| Xavier Weaver | 8 | 5 | 3 | - | 1 | 1 | - | - | - | 18 |
| Jimmy Horn | 1 | 10 | 1 | 1 | - | - | - | - | 1 | 14 |
| Sean Atkins | 3 | 2 | 1 | - | - | - | - | - | - | 6 |
| Omarion Dollison | 2 | | 1 | 1 | - | - | - | - | - | 4 |
| Khafre Brown | 1 | 2 | - | - | - | - | - | - | - | 3 |
| Michel Dukes | 1 | - | 1 | - | - | - | - | - | - | 2 |
| Brian Battie | - | - | 1 | - | - | - | - | - | - | 1 |
| Kelley Joiner | - | 1 | - | - | - | - | - | - | - | 1 |
| Dequan Stanley | - | - | - | - | - | - | 1 | - | - | 1 |
| Holden Willis | 1 | - | - | - | - | - | - | - | - | 1 |
| Chris Mottillo | - | 1 | - | - | - | - | - | - | - | 1 |
| Jayson Littlejohn | 1 | - | - | - | - | - | - | - | - | 1 |
| Gunnar Greenwald | 1 | - | - | - | - | - | - | - | - | 1 |
| **TOTALS** | **19** | **21** | **8** | **2** | **1** | **1** | **1** | **-** | **1** | **56** |

| PASSING | 15-19 | 20-29 | 30-39 | 40-49 | 50-59 | 60-69 | 70-79 | 80-89 | 90-99 | TOTAL |
|---|---|---|---|---|---|---|---|---|---|---|
| Gerry Bohanon | 9 | 10 | 3 | 1 | 1 | - | - | - | 1 | 25 |
| Katravis Marsh | 7 | 9 | 4 | 1 | - | 1 | 1 | - | - | 23 |
| Byrum Brown | 4 | 2 | 1 | - | - | - | - | - | - | 8 |
| **TOTALS** | **20** | **21** | **8** | **2** | **1** | **1** | **1** | | **1** | **56** |

# COMBINED EXPLOSIVE PLAYS

**Bohanon: 27 (22 passing; 5 rushing) Marsh: 24 (23 passing; 1 rushing) Weaver: 18 (18 receiving) Battie: 20 (19 rushing; 1 receiving) Horn: 15 (14 receiving, 1 rushing)**

# USF EXPLOSIVE PLAYS (15+ YARDS)

## EXPLOSIVE PLAY BREAKDOWN

**USF TOTAL (Run & Pass):** 59 (36 pass, 23run)
**USF GAME HIGH:** 12 at Houston & 12 at Tulsa
**OPP. GAME HIGH:** 15 by Tulsa (7 run, 8 pass)

**USF**

**Long Pass:** 91 (TD), Bohanon to Horn vs. ECU
**Long Run:** 60, Brian Battie vs. Howard
**Long Punt Return:** 20, Xavier Weaver at Florida
**Long Kickoff Return:** 89, Jimmy Horn (TD) vs. BYU
**Long INT Return:** 37, Dwayne Boyles at Florida

**OPPONENT**

**Long Pass:** 70 (TD), Mordecai to Kerley vs. SMU
**Long Run:** 75 (TD), Puka Nacua, BYU
75 (TD), Tyjae Spears, Tulane
75 (TD), Edward Saydee, Temple
**Long Def:** 39 (TD), Jalen Kimber at Florida

**BYU (3)**

| | | | | |
|---|---|---|---|---|
| 2nd | 50 | PASS | Bohanon to Weaver | vs. BYU |
| 2nd | 21 | PASS | Bohanon to Weaver | vs. BYU |
| 3rd | 27 | PASS | Bohanon to Weaver | vs. BYU |

**HOWARD (9)**

| | | | | |
|---|---|---|---|---|
| 1st | 29 | PASS | Bohanon to Horn Jr. | vs. Howard |
| 1st | 19 | PASS | Bohanon to Brown | vs. Howard |
| 2nd | 15 | RUN | Brian Battie | vs. Howard |
| 2nd | 23 | PASS | Bohanon to Horn Jr. | vs. Howard |
| 2nd | 16 | PASS | Bohanon to Greenwald | vs. Howard |
| 3rd | 20 | RUN | Jaren Mangham | vs. Howard |
| 3rd | 28 (TD) | RUN | Michel Dukes | vs. Howard |
| 4th | 39 | PASS | Bohanon to Dollison | vs. Howard |
| 4th | 60 (TD) | RUN | Brian Battie | vs. Howard |

**AT FLORIDA (6)**

| | | | | |
|---|---|---|---|---|
| 1st | 15 | RUN | Gerry Bohanon | at Florida |
| 1st | 21 | RUN | Brian Battie | at Florida |
| 1st | 23 | RUN | Jaren Mangham | at Florida |
| 2nd | 51 | RUN | Brian Battie | at Florida |
| 2nd | 18 | PASS | Bohanon to Weaver | at Florida |
| 4th | 20 | PASS | Bohanon to K. Brown | at Florida |

**AT LOUISVILLE (3)**

| | | | | |
|---|---|---|---|---|
| 1st | 18 | PASS | Bohanon to Dollison | at Louisville |
| 3rd | 37 | RUN | K'wan Powell | at Louisville |
| 4th | 21 | PASS | Marsh to Atkins | at Louisville |

**ECU (11)**

| | | | | |
|---|---|---|---|---|
| 1st | 20 | RUN | Gerry Bohanon | vs. ECU |
| 1st | 16 | PASS | Bohanon to Horn | vs. ECU |
| 1st | 20 | PASS | Bohanon to Horn | vs. ECU |
| 2nd | 91 (TD) | PASS | Bohanon to Horn | vs. ECU |
| 2nd | 33 | PASS | Bohanon to Horn | vs. ECU |
| 2nd | 22 | PASS | Bohanon to Horn | vs. ECU |
| 3rd | 18 | PASS | Bohanon to Weaver | vs. ECU |
| 3rd | 27 | PASS | Bohanon to Horn | vs. ECU |
| 3rd | 22 | RUN | Gerry Bohanon | vs. ECU |
| 3rd | 18 | RUN | Brian Battie | vs. ECU |
| 3rd | 23 | PASS | Bohanon to Weaver | vs. ECU |

**AT CINCINNATI (7)**

| | | | | |
|---|---|---|---|---|
| 1st | 15 | RUN | Gerry Bohanon | at Cincy |
| 1st | 22 (TD) | RUN | Brian Battie | at Cincy |
| 1st | 18 | PASS | Bohanon to Weaver | at Cincy |
| 2nd | 33 | PASS | Bohanon to Weaver | at Cincy |
| 3rd | 59 | RUN | Gerry Bohanon | at Cincy |
| 4th | 16 | PASS | Bohanon to Weaver | at Cincy |
| 4th | 16 | PASS | Bohanon to Weaver | at Cincy |

**TULANE (6)**

| | | | | |
|---|---|---|---|---|
| 1st | 44 | PASS | Bohanon to Horn | vs. Tulane |
| 2nd | 25 | PASS | Bohanon to Horn | vs. Tulane |
| 2nd | 33 (TD) | RUN | Gerry Bohanon | vs. Tulane |
| 3rd | 35 | PASS | Marsh to Dukes | vs. Tulane |
| 3rd | 17 (TD) | PASS | Marsh to Weaver | vs. Tulane |
| 4th | 73 (TD) | PASS | Marsh to Stanley | vs. Tulane |

**AT HOUSTON (12)**

| | | | | |
|---|---|---|---|---|
| 1st | 18 | PASS | Marsh to Weaver | at Houston |
| 1st | 19 | RUN | Michel Dukes | at Houston |
| 1st | 37 | RUN | Brian Battie | at Houston |
| 1st | 30 | PASS | Marsh to Weaver | at Houston |
| 1st | 20 (TD) | RUN | Brian Battie | at Houston |
| 2nd | 29 | PASS | Marsh to Horn | at Houston |
| 2nd | 31 | PASS | Marsh to Battie | at Houston |
| 3rd | 24 | RUN | Katravis Marsh | at Houston |
| 3rd | 19 | PASS | Marsh to Weaver | at Houston |
| 4th | 19 | PASS | Marsh to Willis | at Houston |
| 4th | 24 | PASS | Marsh to Joiner | at Houston |
| 4th | 40 | PASS | Marsh to Dollison | at Houston |

**AT TEMPLE (8)**

| | | | | |
|---|---|---|---|---|
| 1st | 26 | PASS | Marsh to Weaver | at Temple |
| 2nd | 18 | RUN | Brian Battie | at Temple |
| 2nd | 19 | PASS | Marsh to Atkins | at Temple |
| 3rd | 16 | RUN | Brian Battie | at Temple |
| 3rd | 55 (TD) | RUN | Jimmy Horn | at Temple |
| 3rd | 63 | PASS | Marsh to Weaver | at Temple |
| 4th | 18 | RUN | Brian Battie | at Temple |
| 4th | 18 | PASS | Marsh to Dukes | at Temple |

**SMU (9)**

| | | | | |
|---|---|---|---|---|
| 1st | 20 | PASS | Marsh to Weaver | vs. SMU |
| 1st | 24 | PASS | Marsh to Horn | vs. SMU |
| 2nd | 32 (TD) | PASS | Marsh to Weaver | vs. SMU |
| 2nd | 20 | PASS | Marsh to Horn | vs. SMU |
| 2nd | 20 | PASS | Marsh to Atkins | vs. SMU |
| 3rd | 25 | PASS | Marsh to Atkins | vs. SMU |
| 4th | 20 | RUN | Brian Battie | vs. SMU |
| 4th | 15 | RUN | Brian Battie | vs. SMU |
| 4th | 17 (TD) | PASS | Brown to Littlejohn | vs. SMU |

**AT TULSA (12)**

| | | | | |
|---|---|---|---|---|
| 1st | 33 | RUN | Brian Battie | at Tulsa |
| 1st | 37 | PASS | Brown to Atkins | at Tulsa |
| 1st | 20 (TD) | PASS | Brown to Mottillo | at Tulsa |
| 2nd | 21 | PASS | Brown to Horn | at Tulsa |
| 2nd | 18 (TD) | PASS | Brown to Atkins | at Tulsa |
| 3rd | 33 | RUN | Brian Battie | at Tulsa |
| 3rd | 18 | PASS | Brown to Dollison | at Tulsa |
| 3rd | 17(TD) | PASS | Brown to Littlejohn | at Tulsa |
| 3rd | 31 | RUN | Brian Battie | at Tulsa |
| 4th | 20 | RUN | Brian Battie | at Tulsa |
| 4th | 17 | PASS | Brown to Atkins | at Tulsa |
| 4th | 21 (TD) | RUN | Brian Battie | at Tulsa |

**UCF**

-
-

## 25-YARD+ EXPLOSIVE PLAYS BY LENGTH

### ▼ 50 + YARD PLAYS ▼ (6)

| QT | LENGTH | TYPE | PLAYER | OPP |
|---|---|---|---|---|
| 2nd | 91 (TD) | PASS | Bohanon to Horn | vs. ECU |
| 4th | 73 (TD) | PASS | Marsh to Stanley | vs. Tulane |
| 3rd | 63 | PASS | Marsh to Weaver | at Temple |
| 4th | 60 (TD) | RUN | Brian Battie | vs. Howard |
| 3rd | 59 | RUN | Gerry Bohanon | at Cincy |
| 3rd | 55 (TD) | RUN | Jimmy Horn | at Temple |
| 2nd | 51 | RUN | Brian Battie | at Florida |
| 2nd | 50 | PASS | Bohanon to Weaver | vs. BYU |

### ▼ 30-50 YARD PLAYS ▼

| QT | LENGTH | TYPE | PLAYER | OPP |
|---|---|---|---|---|
| 1st | 44 | PASS | Bohanon to Horn | vs. Tulane |
| 4th | 40 | PASS | Marsh to Dollison | at Houston |
| 4th | 39 | PASS | Bohanon to Dollison | vs. Howard |
| 1st | 37 | PASS | Brown to Atkins | at Tulsa |
| 1st | 37 | RUN | Brian Battie | at Houston |
| 3rd | 37 | RUN | K'wan Powell | at Louisville |
| 3rd | 35 | PASS | Marsh to Dukes | vs. Tulane |
| 3rd | 33 | RUN | Brian Battie | at Tulsa |
| 1st | 33 | RUN | Brian Battie | at Tulsa |
| 2nd | 33 (TD) | RUN | Gerry Bohanon | vs. Tulane |
| 2nd | 33 | PASS | Bohanon to Weaver | at Cincy |
| 2nd | 33 | PASS | Bohanon to Horn | vs. ECU |
| 2nd | 32 (TD) | PASS | Marsh to Weaver | vs. SMU |
| 3rd | 31 | RUN | Brian Battie | at Tulsa |
| 2nd | 31 | PASS | Marsh to Battie | at Houston |
| 1st | 30 | PASS | Marsh to Weaver | at Houston |

### ▼ LONG PLAYS FOR TOUCHDOWNS (15)

| | | | | |
|---|---|---|---|---|
| 2nd | 91 (TD) | PASS | Bohanon to Horn | vs. ECU |
| 4th | 73 (TD) | PASS | Marsh to Stanley | vs. Tulane |
| 4th | 60(TD) | RUN | Brian Battie | vs. Howard |
| 3rd | 55 (TD) | RUN | Jimmy Horn | at Temple |
| 2nd | 33 (TD) | RUN | Gerry Bohanon | vs. Tulane |
| 2nd | 32 (TD) | PASS | Marsh to Weaver | vs. SMU |
| 3rd | 28 (TD) | RUN | Michel Dukes | vs. Howard |
| 1st | 22 (TD) | RUN | Brian Battie | at Cincy |
| 4th | 21 (TD) | RUN | Brian Battie | at Tulsa |
| 1st | 20 (TD) | PASS | Brown to Mottillo | at Tulsa |
| 1st | 20 (TD) | RUN | Brian Battie | at Houston |
| 2nd | 18 (TD) | PASS | Brown to Atkins | at Tulsa |
| 3rd | 17(TD) | PASS | Brown to Littlejohn | at Tulsa |
| 4th | 17 (TD) | PASS | Brown to Littlejohn | vs. SMU |
| 3rd | 17 (TD) | PASS | Marsh to Weaver | vs. Tulane |

**GAME HIGH 15+ YARD PLAYS FOR TD:** 4

### ▼ 25+ YARD SPECIAL TEAMS & DEFENSIVE PLAYS ▼

| | | | | |
|---|---|---|---|---|
| 3rd | 89 (TD) | KICK RET | Jimmy Horn | vs. BYU |
| 2nd | 48 | KICK RET | Brian Battie | at Temple |
| 4th | 41 | KICK RET | Brian Battie | at Louisville |
| 3rd | 37 | INT RET | Dwayne Boyles | at Florida |
| 2nd | 34 | KICK RET | Michel Dukes | vs. ECU |
| 1st | 33 | KICK RET | Jimmy Horn | at Tulsa |
| 3rd | 32 | KICK RET | Brian Battie | at Temple |
| 2nd | 32 | KICK RET | Jimmy Horn | vs. ECU |
| 2nd | 31 | KICK RET | Michel Dukes | vs. ECU |
| 4th | 28 | KICK RET | Brian Battie | at Florida |
| 1st | 26 | KICK RET | Michel Dukes | vs. ECU |
| 3rd | 25 | KICK RET | Brian Battie | vs. ECU |

# 2022 GAME-BY-GAME STATISTICS

## GAME-BY-GAME PASSING

### #11 GERRY BOHANON JR.

| | COMP | ATT | INT | PCT | YDS | TD | LG | SACK | EFF | TOT: YDS | TD |
|---|---|---|---|---|---|---|---|---|---|---|---|
| vs. BYU | 17 | 30 | 1 | .566 | 172 | 0 | 50 | 1 | 98.2 | 200 | 0 |
| vs. Howard | 17 | 28 | 1 | .607 | 219 | 0 | 39 | 0 | 119.3 | 228 | 0 |
| at Florida | 12 | 28 | 2 | .429 | 116 | 0 | 20 | 0 | 63.4 | 218 | 1 |
| at Louisville | 9 | 17 | 2 | .529 | 62 | 0 | 18 | 2 | 60.0 | 59 | 0 |
| ECU | 18 | 28 | 0 | .643 | 253 | 3 | 91 | 1 | 175.5 | 327 | 4 |
| at Cincinnati | 11 | 21 | 0 | .524 | 139 | 2 | 33 | 0 | 133.8 | 256 | 2 |
| Tulane | 7 | 8 | 0 | .875 | 109 | 1 | 44 | 0 | 243.2 | 168 | 2 |

### #12 KATRAVIS MARSH

| | COMP | ATT | INT | PCT | YDS | TD | LG | SACK | EFF | TOT: YDS | TD |
|---|---|---|---|---|---|---|---|---|---|---|---|
| vs. Howard | Played,no stats | | | | | | | | | | |
| at Louisville | 4 | 11 | 0 | .363 | 48 | 0 | 21 | 1 | 60.0 | 25 | - |
| Tulane | 7 | 15 | 0 | .466 | 150 | 2 | 73 | 1 | 174.7 | 148 | 2 |
| at Houston | 24 | 34 | 0 | .705 | 275 | 1 | 40 | 3 | 148.2 | 295 | 1 |
| at Temple | 11 | 22 | 1 | .500 | 176 | 3 | 63 | 0 | 153.1 | 190 | 3 |
| vs. SMU | 12 | 31 | 1 | .387 | 178 | 1 | 32 | 1 | 91.1 | 181 | 1 |

### #17 BYRUM BROWN

| | COMP | ATT | INT | PCT | YDS | TD | LG | SACK | EFF | TOT: YDS | TD |
|---|---|---|---|---|---|---|---|---|---|---|---|
| at Temple | 0 | 2 | 0 | .000 | 0 | 0 | 0 | 1 | 000.0 | -4 | 0 |
| vs. SMU | 2 | 3 | 0 | .667 | 24 | 1 | 17 | 1 | 243.9 | 22 | 1 |
| at Tulsa | 21 | 25 | 0 | .840 | 240 | 3 | 37 | 1 | 204.2 | 316 | 4 |

## 2022 GAME-BY-GAME RUSHING (CARRIES-YARDS-TD)

| PLAYER | BYU | HOWARD | @FLORIDA | @LOU | ECU | @CINY | TULANE | @HOU | @TEMPLE | SMU | @TULSA | UCF |
|---|---|---|---|---|---|---|---|---|---|---|---|---|
| BATTIE, Brian RB | 3-14-1 | **7-105-1** | **17-150-1** | 9-26-0 | 15-96-0 | 23-82-1 | 7-20-0 | **12-106-2** | **19-129-0** | **26-145-0** | **19-169-1** | |
| BOHANON, Gerry QB | 4-28-0 | 2-9-0 | **15-102-2** | 7-(-3)-0 | 13-74-1 | **14-121-0** | 5-59-1 | DNP | DNP | DNP | DNP | |
| DUKES, Michel RB | 5-23-0 | 3-34-2 | 7-12-1 | 3-11-0 | 6-16-0 | DNP | 5-14-0 | 5-21-1 | 5-8-0 | 4-10-0 | 6-23-0 | |
| POWELL, K'wan RB | - | 2-3-1 | - | 8-45-0 | DNP | 4-15-0 | 3-15-0 | 2-5-0 | 2-28-0 | 2-6-0 | 1-6-0 | |
| BROWN, Byrum QB | - | - | - | - | - | - | - | - | - | 1-(-2)-0 | 12-76-1 | |
| MANGHAM, Jaren RB | 10-39-1 | 7-28-2 | 5-33-0 | 2-4-0 | DNP | DNP | DNP | DNP | DNP | DNP | DNP | |
| HORN JR. Jimmy WR | 1-12-0 | - | - | DNP | 1-10-0 | 2-10-0 | 1-2-0 | 1-(-6)-0 | 2-51-1 | - | - | |
| ALBRITTON, Jason RB | - | 2-9-0 | - | DNP | DNP | DNP | DNP | DNP | 4-40-0 | 4-16-1 | 1-4-0 | |
| JOINER JR., Kelley RB | DNP | DNP | DNP | DNP | DNP | DNP | 2-11-0 | 4-8-0 | 4-15-0 | - | - | |
| MARSH, Katravis QB | - | - | - | 1-(-13)-0 | DNP | DNP | 4-(-2)-0 | 7-20-0 | 4-14-0 | 4-3-0 | - | |
| HAMILTON, Mychael RB | 3-5-0 | 3-13-0 | - | 3-5-0 | DNP | DNP | DNP | DNP | DNP | - | - | |
| YOUNG, Yasias RB | - | 1-4-0 | - | DNP | DNP | DNP | DNP | DNP | DNP | - | - | |
| ATKINS, Sean WR | - | - | 1-3-0 | - | 1-6-0 | - | - | DNP | - | - | - | |
| DOLLISON, Omarion WR | - | - | - | 1-(-5)-0 | - | - | - | - | - | - | - | |
| WEAVER, Xavier WR | - | - | - | - | - | - | - | - | - | 1-1-0 | - | |

## 2022 GAME-BY-GAME RECEIVING (CATCHES-YARDS-TD)

| PLAYER | BYU | HOWARD | @FLORIDA | @LOU | ECU | @CINY | TULANE | @HOU | @TEMPLE | SMU | @TULSA | UCF |
|---|---|---|---|---|---|---|---|---|---|---|---|---|
| WEAVER, Xavier WR | **5-113-0** | 7-57-0 | 8-82-0 | DNP | 5-55-0 | **7-112-2** | 4-36-1 | 7-84-0 | **6-119-2** | 4-60-1 | DNP | |
| HORN JR., Jimmy WR | 2-10-0 | 5-52-0 | - | DNP | **8-180-2** | 1-2-0 | 5-98-1 | 4-39-0 | 1-18-0 | 3-60-0 | 6-42-0 | |
| ATKINS, Sean WR | - | - | - | 2-35-0 | 1-4-1 | - | - | DNP | 1-19-0 | 4-55-0 | **9-115-1** | |
| BATTIE, Brian, RB | 2-10-0 | - | 2-7-0 | - | 3-10-0 | 1-1-0 | 1-7-0 | 4-47-0 | - | - | - | |
| DOLLISON, Omarion WR | - | 1-39-0 | 1-7-0 | 4-31-0 | - | 1-8-0 | - | 1-40-01 | 1-13-0 | - | 1-18-0 | |
| TERRY, Yusuf WR | - | - | - | 4-38-0 | - | - | 2-10-0 | - | 1-9-0 | - | DNP | |
| JOINER JR., Kelley RB | DNP | DNP | DNP | DNP | DNP | DNP | - | 4-41-0 | 2-(-4)-0 | - | DNP | |
| DUKES, Michel RB | - | 1-3-0 | - | 1-2-0 | - | DNP | 1-35-0 | 1-6-0 | 1-1-4-0 | 1-3-0 | 1-4-0 | |
| GREENWALD, Gunnar TE | 2-12-0 | 2-25-0 | - | - | - | - | - | - | - | DNP | DNP | |
| BROWN, Khafre WR | - | 1-19-0 | 1-20-0 | DNP | - | 1-16-0 | - | 1-6-0 | - | DNP | DNP | |
| AJOU, Ajou WR | 2-9-0 | - | DNP | DNP | DNP | DNP | DNP | DNP | DNP | DNP | DNP | |
| WILLIS, Holden WR | 1-4-0 | - | - | - | - | - | - | 1-19-0 | 1-2-1 | - | 1-11-0 | |
| CARTER, Chris TE | - | 1-6-0 | - | 1-1-0 | - | - | - | 1-2-1 | - | - | DNP | |
| MANGHAM, Jaren RB | 3-14-0 | 1-10-0 | - | - | DNP | DNP | DNP | DNP | DNP | - | DNP | |
| REYNOLDS, Garrett WR | - | - | - | 1-7-0 | - | DNP | - | - | - | 1-7-0 | - | |
| MOTTILLO, Chris TE | - | - | - | - | 1-4-0 | - | - | - | - | - | 2-33-1 | |
| STANLEY, Dequan WR | DNP | DNP | DNP | DNP | DNP | - | 1-73-1 | - | - | - | - | |
| LITTLEJOHN, Jayson TE | - | - | - | - | - | - | - | - | - | 1-17-1 | 1-17-1 | |

## 2022 GAME-BY-GAME SACKS

| PLAYER | BYU | HOWARD | @FLORIDA | @LOU | ECU | @CINY | TULANE | @HOU | @TEMPLE | SMU | @TULSA | UCF |
|---|---|---|---|---|---|---|---|---|---|---|---|---|
| VAUGHN, Jason DE | - | - | - | - | 1.0 | 1.0-6 | 3.0-10 | - | - | - | - | |
| HANSFORD, Jatorian DE | 1.0-1 | - | - | 0.5 | - | 1.0-9 | - | - | - | - | - | |
| ROSS, Jonathan DE | - | 1.0-7 | - | - | - | - | - | - | - | - | - | |
| TERRELL, Keeon DE | - | 1.0-5 | - | - | - | - | - | - | - | - | - | |
| STOKES, Jaelen S | - | 1.0-5 | - | - | - | - | - | - | - | - | - | |
| LaPOINTE, Mikhi DB | - | - | 1.0-4 | - | - | - | - | - | - | - | - | |
| LOGAN, Tramel DE | - | - | - | 0.5 | - | - | - | - | - | - | - | |
| BOYLES, Dwayne LB | - | - | - | - | - | - | 1.0-3 | - | - | - | - | |
| **TOTAL** | **1.0** | **3.0** | **1.0** | **1.0** | **1.0** | **2.0** | **4.0** | **0.0** | **0.0** | **0.0** | **0.0** | |

## GAME-BY-GAME TACKLES

| Player | S-A | Total | BYU | HOW | UF | LOU | ECU | UC | Tulane | UH | Temple | SMU | Tulsa |
|---|---|---|---|---|---|---|---|---|---|---|---|---|---|
| Dwayne Boyles | 64-37 | 101 | 6-2 | 3-1 | 2-2 | 4-3 | 4-8 | 4-7 | 12-3 | 7-3 | 6-4 | 7-2 | 9-2 |
| DJ Gordon IV | 36-24 | 60 | 3-2 | 5-2 | - | 4-5 | 5-6 | 4-2 | DNP | 6-2 | 6-3 | 2-2 | 1-0 |
| Mekhi LaPointe | 32-13 | 45 | 8-2 | 4-0 | 4-3 | 1-1 | 8-2 | - | DNP | 3-1 | 1-2 | 0-1 | 3-1 |
| Timarcus Simpson | 35-9 | 44 | 2-0 | 3-0 | 2-2 | 3-0 | 2-1 | 6-2 | 8-1 | 2-0 | 1-2 | 2-1 | 4-0 |
| Tramel Logan | 16-20 | 36 | 4-0 | 3-2 | 0-1 | 1-4 | 2-2 | 0-3 | 3-0 | 0-2 | - | 2-5 | 1-1 |
| TJ Robinson | 24-11 | 35 | 4-1 | 3-2 | 3-2 | 6-2 | - | DNP | 2-0 | 0-1 | DNP | 3-2 | 3-1 |
| Christian Williams | 22-13 | 35 | 1-0 | DNP | DNP | 2-1 | 3-2 | 2-2 | 4-2 | 3-2 | 4-2 | 1-2 | 2-0 |
| Jayden Curry | 20-14 | 34 | 3-2 | 3-2 | 0-1 | 0-1 | 1-1 | 1-4 | 1-0 | 1-0 | 2-1 | 3-1 | 5-1 |
| Davon Hicks | 20-12 | 32 | 1-0 | 2-2 | DNP | 0-1 | 1-2 | 4-2 | 6-3 | 0-1 | 1-1 | 5-0 | DNP |
| Jason Vaughn | 22-8 | 30 | 1-0 | 2-1 | 0-1 | 2-0 | 3-0 | 2-1 | 4-0 | 1-0 | 1-0 | 3-4 | 3-1 |
| Matthew Hill | 15-15 | 30 | 1-1 | DNP | 0-2 | 4-2 | 1-1 | 1-0 | 2-2 | 4-2 | 1-4 | 1-1 | - |
| Aamaris Brown | 19-8 | 27 | 2-0 | 2-1 | 1-1 | 0-1 | 1-0 | 2-2 | 3-1 | 1-1 | 2-1 | 1-0 | 4-0 |
| Will Jones II | 14-10 | 24 | 1-1 | 2-0 | - | - | 1-0 | 0-1 | 1-1 | 2-4 | 3-2 | 3-1 | 1-0 |
| Antonio Grier | 12-9 | 21 | 1-2 | - | 5-5 | 6-2 | DNP | DNP | DNP | DNP | DNP | DNP | - |
| Eddie Kelly | 8-11 | 19 | 1-0 | 0-1 | 0-2 | 3-1 | 0-1 | 0-1 | 1-2 | 3-1 | 0-2 | - | - |
| Jatorian Hansford | 9-9 | 18 | 2-0 | 3-0 | 1-1 | 1-3 | 1-0 | 1-2 | 0-2 | 0-1 | DNP | DNP | - |
| Rashad Cheney Jr. | 7-9 | 16 | 2-1 | 2-4 | - | 0-2 | 2-1 | 1-1 | DNP | DNP | DNP | DNP | DNP |
| Rashawn Yates | 9-6 | 15 | - | 1-0 | 0-1 | 1-0 | DNP | DNP | 2-2 | - | 3-2 | 0-1 | 2-0 |
| Darrien Grant | 8-6 | 14 | 0-1 | 1-1 | 0-1 | - | - | 0-1 | 0-1 | - | 1-0 | 3-0 | 3-1 |
| Daquan Evans | 6-5 | 11 | 2-2 | DNP | DNP | DNP | DNP | DNP | 1-1 | 1-1 | 2-1 | - | DNP |
| Mac Harris | 5-6 | 11 | - | 0-1 | - | - | - | 1-1 | 1-1 | 0-2 | DNP | DNP | 3-1 |
| Jonathan Ross | 6-2 | 8 | - | 1-0 | - | - | - | 0-1 | DNP | DNP | 2-0 | 2-1 | 1-0 |
| Joshua Green | 5-3 | 8 | 0-1 | 1-1 | - | 1-0 | - | - | - | - | - | 2-1 | 1-0 |
| Jaelen Stokes | 4-3 | 7 | - | 3-2 | DNP | DNP | 0-1 | - | 1-0 | DNP | DNP | DNP | DNP |
| Jhalyn Shuler | 3-3 | 6 | - | 1-2 | - | 1-1 | 1-0 | - | - | DNP | DNP | - | - |
| Ben Knox | 5-0 | 5 | - | - | 1-0 | - | 3-0 | - | - | - | - | - | 1-0 |
| Christopher Townsel | 1-4 | 5 | DNP | - | DNP | DNP | - | - | - | - | - | - | 1-4 |
| Nick Bags | 0-5 | 5 | - | 0-2 | - | 0-1 | DNP | 0-1 | - | 0-1 | - | - | DNP |
| De'Juan Sease | 2-2 | 4 | - | - | DNP | 1-1 | - | - | DNP | DNP | DNP | 1-1 | DNP |
| Logan Berryhill | 3-0 | 3 | - | - | - | 2-0 | - | DNP | - | - | - | DNP | 1-0 |
| Brian Norris | 2-1 | 3 | - | 2-1 | - | DNP | DNP | DNP | DNP | DNP | DNP | DNP | DNP |
| CJ Ross | 1-2 | 3 | - | DNP | DNP | DNP | - | - | 1-0 | - | 0-1 | - | 0-1 |
| Ray Thornton III | 1-2 | 3 | DNP | - | 1-1 | 0-1 | DNP | DNP | DNP | DNP | DNP | DNP | DNP |
| Omarion Dollison | 2-0 | 2 | 1-0 | - | - | - | DNP | - | 1-0 | - | - | - | - |
| Brian Battie | 1-0 | 1 | - | - | - | - | - | - | 1-0 | - | - | - | - |
| Dequan Stanley | 1-0 | 1 | DNP | DNP | DNP | DNP | DNP | - | 1-0 | - | - | - | DNP |
| Sean Atkins | 1-0 | 1 | - | - | - | 1-0 | - | - | - | DNP | - | - | - |
| Katravis Marsh | 1-0 | 1 | DNP | - | DNP | - | DNP | DNP | - | - | 1-0 | - | DNP |
| Kelley Joiner Jr. | 1-0 | 1 | DNP | DNP | DNP | DNP | DNP | DNP | - | - | - | 1-0 | DNP |
| Keeon Terrell | 1-0 | 1 | DNP | 1-0 | DNP | DNP | DNP | DNP | DNP | DNP | DNP | DNP | DNP |
| Lewai Mitchell | 0-1 | 1 | DNP | DNP | DNP | 0-1 | DNP | DNP | DNP | DNP | DNP | DNP | - |
| Andrew Beardall | 0-1 | 1 | - | - | - | - | - | - | - | 0-1 | - | - | - |

## GAME-BY-GAME TFL

| PLAYER | | BYU | HOWARD | @FLORIDA | @LOU | ECU | @CINY | TULANE | @HOU | @TEMPLE | SMU | @TULSA | UCF |
|---|---|---|---|---|---|---|---|---|---|---|---|---|---|
| BOYLES, Dwayne LB | 8.5 | 2.0-2 | - | - | 0.5-1 | 1.5-4 | 1.5-3 | 2.0-4 | 1.5-2 | - | 1.0-1 | - | |
| VAUGHN, Jason DE | 7.0 | 1.0-4 | - | - | - | 2.0-12 | 1.0-6 | 3.0-10 | - | - | 1.5-2 | - | |
| GORDON IV, DJ LB | 5.5 | - | 1.5-1 | - | 3.0-6 | 1.0-1 | - | - | - | - | - | 1.0-1 | |
| HANSFORD, Jatorian DE | 4.5 | 1.0-1 | 1.0-2 | 1.0-2 | 0.5-2 | - | 1.5-10 | - | - | - | DNP | - | |
| LOGAN, Tramel DE | 3.5 | 2.0-8 | - | - | 1.0-3 | - | - | 1.0-2 | 0.5-0 | - | 0.5-1 | 0.5-2 | |
| CHENEY JR., Rashad DL | 3.0 | - | 0.5-1 | - | - | 2.5-4 | - | - | DNP | DNP | DNP | DNP | |
| HICKS, Davon LB | 2.5 | - | 1.5-6 | - | - | - | - | - | - | 1.0-7 | 1.0-1 | - | |
| LaPOINTE, Mekhi DB | 2.0 | - | - | 2.0-7 | - | - | - | - | - | - | - | - | |
| KELLY, Eddie DL | 1.5 | - | - | 0.5-0 | - | - | - | - | 1.0-2 | - | - | - | |
| JONES II, Will S | 1.0 | 1.0-4 | - | - | - | - | - | - | - | - | - | - | |
| STOKES, Jaelen S | 1.0 | - | 1.0-5 | - | - | - | - | - | - | - | - | - | |
| SIMPSON, T-Mac S | 1.0 | - | 1.0-21 | - | - | - | - | - | - | - | - | - | |
| SHULER, Jhalyn LB | 1.0 | - | 1.0-3 | - | - | - | - | - | - | - | - | - | |
| GREEN, Joshua CB | 1.0 | - | 1.0-3 | - | - | - | - | - | - | - | 1.0-1 | - | |
| ROSS, Jonathan DE | 1.0 | - | 1.0-7 | - | - | - | - | - | - | - | - | 1.0-2 | |
| TERRELL, Keeon DE | 1.0 | - | 1.0-5 | - | - | - | - | - | - | - | - | - | |
| WILLIAMS, Christian S | 1.0 | - | - | - | - | - | - | 1.0-1 | - | - | - | - | |
| HILL, Matthew S | 1.0 | - | - | - | - | - | - | 1.0-6 | - | - | - | - | |
| ROBINSON, TJ CB | 0.5 | - | 0.5-1 | - | - | - | - | - | - | - | - | - | |
| GRIER, Antonio LB | 0.5 | - | - | 0.5-1 | - | - | - | - | - | - | - | - | |
| GRANT, Darrien, DT | 0.5 | - | - | - | - | - | - | - | - | - | - | 0.5-2 | |
| TOWNSEL, Chris S | 1.0 | - | - | - | - | - | - | - | - | - | - | 1.0-4 | |
| **TOTAL** | **45.0** | **7.0** | **11.0** | **4.0** | **5.0** | **7.0** | **4.0** | **8.0** | **3.0** | **1.0** | **5.0-6** | **4.0-11** | |

# NCAA/CONFERENCE RANKINGS - TEAM

| Statistic | National Rank | Conference Rank | Value | National Leader | Value | Conference Leader | Value |
|---|---|---|---|---|---|---|---|
| 3rd Down Conversion Pct (131 ranked) | 74 | 9 | 0.387 | Washington | 0.547 | Houston | 0.497 |
| 3rd Down Conversion Pct Defense (131 ranked) | 126 | 11 | 0.474 | Marshall | 0.214 | Temple | 0.350 |
| 4th Down Conversion Pct (131 ranked) | 102 | 11 | 0.414 | Michigan | 0.875 | Houston | 0.667 |
| 4th Down Conversion Pct Defense (131 ranked) | 106 | 10 | 0.609 | Louisville | 0.158 | Memphis | 0.409 |
| Blocked Kicks (61 ranked) | | | | Notre Dame | 7 | 4 teams tied | 3 |
| Blocked Kicks Allowed (126 ranked) | 1 | 1 | 0 | 36 teams tied | 0 | 4 teams tied | 0 |
| Blocked Punts (25 ranked) | | | | Notre Dame | 7 | Temple | 3 |
| Blocked Punts Allowed (130 ranked) | 1 | 1 | 0 | 70 teams tied | 0 | 6 teams tied | 0 |
| Completion Percentage (131 ranked) | 102 | 10 | 0.572 | Fresno St. | 0.725 | Houston | 0.688 |
| Defensive TDs (61 ranked) | | | | Western Ky. | 6 | Cincinnati | 4 |
| Fewest Penalties (130 ranked) | 20 | 6 | 53 | Navy | 38 | Navy | 38 |
| Fewest Penalties Per Game (130 ranked) | 19 | 6 | 4.82 | Navy | 3.45 | Navy | 3.45 |
| Fewest Penalty Yards (131 ranked) | 14 | 5 | 433 | Navy | 311 | Navy | 311 |
| Fewest Penalty Yards Per Game (131 ranked) | 12 | 5 | 39.36 | Navy | 28.27 | Navy | 28.27 |
| First Downs Defense (131 ranked) | 130 | 11 | 282 | James Madison | 141 | Navy | 177 |
| First Downs Offense (131 ranked) | 90 | 9 | 211 | Washington | 299 | SMU | 282 |
| Fumbles Lost (131 ranked) | 94 | 6 | 9 | California<br>Southern California<br>Washington | 1<br>1<br>1 | East Carolina | 2 |
| Fumbles Recovered (131 ranked) | 51 | 7 | 7 | Duke | 15 | Navy | 11 |
| Kickoff Return Defense (131 ranked) | 42 | 6 | 18.50 | Missouri | 13.64 | Navy | 14.25 |
| Kickoff Returns (131 ranked) | 44 | 4 | 21.29 | Mississippi St. | 28.15 | Houston | 24.03 |
| Net Punting (131 ranked) | 55 | 6 | 39.00 | Michigan St. | 45.00 | Cincinnati | 44.88 |
| Passes Had Intercepted (130 ranked) | 57 | 6 | 8 | Air Force | 2 | Tulane | 4 |
| Passes Intercepted (130 ranked) | 103 | 8 | 6 | Southern California | 18 | Memphis | 13 |
| Passing Offense (131 ranked) | 105 | 10 | 197.7 | Washington | 366.8 | SMU | 326.2 |
| Passing Yards Allowed (131 ranked) | 128 | 11 | 289.3 | Boise St. | 145.4 | Temple | 188.1 |
| Passing Yards per Completion (131 ranked) | 53 | 7 | 12.43 | Air Force | 22.19 | Navy | 18.92 |
| Punt Return Defense (131 ranked) | 96 | 9 | 9.62 | Army West Point<br>Rutgers | -2.00<br>-2.00 | Tulane | 1.33 |
| Punt Returns (131 ranked) | 85 | 8 | 6.09 | Duke | 19.92 | Tulane | 12.29 |
| Red Zone Defense (131 ranked) | 55 | 6 | 0.821 | Georgia | 0.625 | UCF | 0.659 |
| Red Zone Offense (131 ranked) | 57 | 7 | 0.854 | Georgia | 0.967 | Houston<br>SMU | 0.906<br>0.906 |
| Rushing Defense (131 ranked) | 128 | 11 | 224.5 | James Madison | 78.2 | Navy | 85.6 |
| Rushing Offense (131 ranked) | 39 | 4 | 188.8 | Air Force | 336.4 | Navy | 239.5 |
| Sacks Allowed (131 ranked) | 23 | 3 | 1.18 | Oregon | 0.27 | Temple | 0.91 |
| Scoring Defense (131 ranked) | 130 | 11 | 40.7 | Georgia | 11.1 | Tulane | 19.5 |
| Scoring Offense (131 ranked) | 77 | 9 | 27.0 | Tennessee | 46.5 | SMU | 38.8 |
| Tackles for Loss Allowed (130 ranked) | 41 | 2 | 4.91 | Washington | 2.82 | Cincinnati | 4.82 |
| Team Passing Efficiency (131 ranked) | 82 | 9 | 130.00 | Tennessee | 184.81 | Houston | 160.03 |
| Team Passing Efficiency Defense (131 ranked) | 130 | 11 | 167.31 | Illinois | 91.77 | Cincinnati | 112.20 |
| Team Sacks (131 ranked) | 129 | 11 | 1.18 | Louisville | 3.73 | Temple | 3.36 |
| Team Tackles for Loss (131 ranked) | 80 | 7 | 5.4 | Liberty | 9.0 | Temple | 7.9 |
| Time of Possession (131 ranked) | 73 | 6 | 29:27 | Air Force | 36:00 | Navy | 34:50 |
| Total Defense (131 ranked) | 131 | 11 | 513.8 | Michigan | 241.3 | Cincinnati | 323.5 |
| Total Offense (131 ranked) | 68 | 9 | 386.5 | Tennessee | 540.4 | SMU | 484.9 |
| Turnover Margin (131 ranked) | 98 | 8 | -0.36 | Southern California | 1.91 | East Carolina | 0.82 |
| Turnovers Gained (131 ranked) | 93 | 8 | 13 | Western Ky. | 30 | Memphis<br>Navy | 19<br>19 |
| Turnovers Lost (131 ranked) | 72 | 6 | 17 | Southern California | 4 | East Carolina | 7 |
| Winning Percentage (128 ranked) | 128 | 11 | 0.091 | 4 teams tied | 1.000 | Cincinnati<br>Tulane | 0.818<br>0.818 |

# NCAA/CONFERENCE RANKINGS - INDIVIDUAL

| Statistic | Player | National Rank | Conference Rank | Value | National Leader | Value | Conference Leader | Value |
|---|---|---|---|---|---|---|---|---|
| All Purpose (200 ranked) | Brian Battie | 7 | 1 | 153.00 | Zach Charbonnet, UCLA | 171.00 | Brian Battie, South Fla. | 153.00 |
| | Xavier Weaver | 122 | 10 | 83.89 | | | | |
| | Jimmy Horn Jr. | 155 | 16 | 78.90 | | | | |
| Blocked Kicks (5 ranked) | | | | | 4 players tied | 3 | De'Von Fox, Temple | 3 |
| Combined Kick Returns (199 ranked) | Brian Battie | 9 | 1 | 559 | Johnnie Lang, Arkansas St. | 946 | Brian Battie, South Fla. | 559 |
| | Jimmy Horn Jr. | 115 | 12 | 209 | | | | |
| | Michel Dukes | 199 | 18 | 106 | | | | |
| Completion Percentage (104 ranked) | | | | | Bo Nix, Oregon | 0.722 | Clayton Tune, Houston | 0.687 |
| Completions Per Game (100 ranked) | | | | | Will Rogers, Mississippi St. | 32.64 | Clayton Tune, Houston | 26.36 |
| Field Goal Percentage (107 ranked) | Spencer Shrader | 86 | 6 | 0.667 | Christopher Dunn, NC State | 1.000 | Colton Boomer, UCF | 0.929 |
| | | | | | Joshua Karty, Stanford | 1.000 | | |
| Field Goals Per Game (127 ranked) | Spencer Shrader | 103 | 8 | 0.73 | Jake Moody, Michigan | 2.27 | Chris Howard, Memphis | 1.73 |
| Forced Fumbles (9 ranked) | | | | | Yasir Abdullah, Louisville | 0.36 | 4 players tied | 0.27 |
| Fumbles Recovered (16 ranked) | Jayden Curry | 16 | 3 | 2 | Jackson Mitchell, UConn | 5 | Xavier Cullens, Memphis | 4 |
| Interceptions Per Game (141 ranked) | Aamaris Brown | 141 | 9 | 0.2 | Emmanuel Forbes, Mississippi St. | 0.6 | Quindell Johnson, Memphis | 0.4 |
| Kickoff Return TDs (2 ranked) | Jimmy Horn Jr. | 2 | 1 | 1 | Jaylin Lucas, Indiana | 2 | Jadon Thompson, Cincinnati | 1 |
| | | | | | | | Jimmy Horn Jr., South Fla. | 1 |
| | | | | | | | Jayce Rogers, Houston | 1 |
| Kickoff Returns (67 ranked) | Brian Battie | 57 | 4 | 19.3 | Lideatrick Griffin, Mississippi St. | 32.3 | Lawrence Keys III, Tulane | 28.5 |
| Passes Defended (22 ranked) | | | | | Quinyon Mitchell, Toledo | 1.7 | Tyon Davis, Tulsa | 1.2 |
| Passing Efficiency (104 ranked) | | | | | C.J. Stroud, Ohio St. | 183.3 | Clayton Tune, Houston | 160.7 |
| Passing TDs (154 ranked) | Katravis Marsh | 115 | 10 | 7 | C.J. Stroud, Ohio St. | 35 | Clayton Tune, Houston | 35 |
| | Gerry Bohanon | 129 | 12 | 6 | Clayton Tune, Houston | 35 | | |
| | Byrum Brown | 154 | 14 | 4 | | | | |
| Passing Yards (130 ranked) | Gerry Bohanon | 125 | 10 | 1,070 | Michael Penix Jr., Washington | 3,869 | Clayton Tune, Houston | 3,459 |
| Passing Yards Per Game (130 ranked) | | | | | Michael Penix Jr., Washington | 351.7 | Clayton Tune, Houston | 314.5 |
| Passing Yards per Completion (104 ranked) | | | | | Austin Aune, North Texas | 15.74 | Davis Brin, Tulsa | 14.45 |
| Points Responsible For (196 ranked) | | | | | Austin Reed, Western Ky. | 246 | Clayton Tune, Houston | 246 |
| | | | | | Clayton Tune, Houston | 246 | | |
| Points Responsible For Per Game (199 ranked) | | | | | Clayton Tune, Houston | 22.4 | Clayton Tune, Houston | 22.4 |
| Punt Return TDs (5 ranked) | | | | | 4 players tied | 2 | Quadric Bullard, UCF | 2 |
| Punt Returns (46 ranked) | | | | | Anthony Gould, Oregon St. | 18.3 | Jha'Quan Jackson, Tulane | 13.1 |
| Punting (82 ranked) | | | | | Bryce Baringer, Michigan St. | 48.4 | Joe Doyle, Memphis | 46.9 |
| Receiving TDs (139 ranked) | Xavier Weaver | 54 | 6 | 6 | Jalin Hyatt, Tennessee | 15 | Nathaniel Dell, Houston | 14 |
| Receiving Yards (200 ranked) | Xavier Weaver | 69 | 8 | 718 | Rashee Rice, SMU | 1,208 | Rashee Rice, SMU | 1,208 |
| | Jimmy Horn Jr. | 178 | 17 | 501 | | | | |
| Receiving Yards Per Game (200 ranked) | Xavier Weaver | 37 | 6 | 79.8 | Rashee Rice, SMU | 109.8 | Rashee Rice, SMU | 109.8 |
| | Jimmy Horn Jr. | 157 | 14 | 50.1 | | | | |
| Receptions Per Game (196 ranked) | Xavier Weaver | 29 | 5 | 5.9 | Xavier Hutchinson, Iowa St. | 9.5 | Nathaniel Dell, Houston | 8.5 |
| Rush Yards Per Carry (145 ranked) | Brian Battie | 7 | 2 | 6.64 | Keaton Mitchell, East Carolina | 7.26 | Keaton Mitchell, East Carolina | 7.26 |
| Rushing TDs (200 ranked) | Brian Battie | 76 | 7 | 7 | Mohamed Ibrahim, Minnesota | 19 | Isaiah Bowser, UCF | 13 |
| | Michel Dukes | 200 | 22 | 4 | | | | |
| Rushing Yards (200 ranked) | Brian Battie | 20 | 2 | 1,042 | Chase Brown, Illinois | 1,582 | Keaton Mitchell, East Carolina | 1,103 |
| Rushing Yards Per Game (200 ranked) | Brian Battie | 24 | 2 | 94.7 | Mohamed Ibrahim, Minnesota | 152.4 | Keaton Mitchell, East Carolina | 110.3 |
| Sacks (128 ranked) | Jason Vaughn | 102 | 8 | 0.45 | Nick Herbig, Wisconsin | 1.10 | John Marshall, Navy | 0.95 |
| Scoring (200 ranked) | Spencer Shrader | 169 | 14 | 5.4 | Israel Abanikanda, Pittsburgh | 11.6 | Chris Howard, Memphis | 9.1 |
| Solo Tackles (28 ranked) | Dwayne Boyles | 7 | 1 | 5.8 | Shaun Dolac, Buffalo | 7.7 | Dwayne Boyles, South Fla. | 5.8 |
| Tackles For Loss (19 ranked) | | | | | Durrell Johnson, Liberty | 2.0 | Ivan Pace Jr., Cincinnati | 1.7 |
| Total Interceptions (92 ranked) | Aamaris Brown | 92 | 6 | 2 | Emmanuel Forbes, Mississippi St. | 6 | Quindell Johnson, Memphis | 4 |
| | | | | | Kamren Kinchens, Miami (FL) | 6 | | |
| | | | | | Clark Phillips, Utah | 6 | | |
| Total Offense (200 ranked) | Brian Battie | 134 | 11 | 94.7 | Drake Maye, North Carolina | 382.8 | Clayton Tune, Houston | 355.9 |
| Total Points Scored (134 ranked) | | | | | Jake Moody, Michigan | 122 | Chris Howard, Memphis | 100 |
| Total Tackles (498 ranked) | Dwayne Boyles | 26 | 3 | 9.2 | Jason Henderson, Old Dominion | 15.3 | Ivan Pace Jr., Cincinnati | 9.7 |
| | DJ Gordon IV | 227 | 22 | 6.0 | | | | |
| | Mekhi LaPointe | 498 | 41 | 4.5 | | | | |
| Total Touchdowns (130 ranked) | Brian Battie | 130 | 11 | 7 | Israel Abanikanda, Pittsburgh | 19 | Nathaniel Dell, Houston | 14 |
| | | | | | Blake Corum, Michigan | 19 | Tyjae Spears, Tulane | 14 |
| | | | | | Mohamed Ibrahim, Minnesota | 19 | | |
| Yards per Pass Attempt (104 ranked) | | | | | C.J. Stroud, Ohio St. | 9.74 | Davis Brin, Tulsa | 8.55 |
| Yards per Reception (200 ranked) | Jimmy Horn Jr. | 84 | 9 | 15.66 | Cyrus Allen, Louisiana Tech | 23.24 | Shae Wyatt, Tulane | 19.26 |
| | Xavier Weaver | 171 | 16 | 13.55 | | | | |

## WIDE RECEIVERS/TIGHT ENDS

### #1 WR KHAFRE BROWN
Receptions....3, vs. Syracuse (2020)
Receiving Yards....87, vs. Wake Forest (2020)
Long Reception....76, at Virginia (2020)
Receiving TDs....1, 2X, last at Boston College (2020)

### #4 WR OMARION DOLLISON
Receptions....6, vs. Tulsa (10/23/20)
Receiving Yards....64, at Temple (10/17/20)
Long Reception....51, vs. ECU (10/10/20)
Receiving TDs....1, at Houston (11/14/20)
Rushes....1, (2X), last at Temple (10/17/20)
Rushing Yards....19 vs. The Citadel (9/12/20)
Long Rush....19 vs. The Citadel (9/12/20)
Punt Return Yards....0, vs. The Citadel (9/12/20)
Long Punt Return....0, vs. The Citadel (9/12/20)
Punt Return TDs....1, vs. The Citadel (9/12/20)
Long Kickoff Return....19, at Houston (11/14/20)
Kickoff Return Yards....34, at Houston (11/14/20)
Kickoff Return Average....17.0, at Houston (11/14/20)

### #5 WR JIMMY HORN JR.
Receptions....8, vs. ECU (10/1/22)
Receiving Yards....180, vs. ECU (10/1/22)
Long Reception....91, vs. ECU (10/1/22)
Receiving TDs....2, vs. ECU (10/1/22)
Rushes....2, at ECU (10/28/21)
Rushing Yards....51, at Temple (11/5/22)
Long Rush....55, at Temple (11/5/22)
RushTDs....1, at Temple (11/5/22)
Kickoff Return Yards....89 (TD) , vs. BYU (9/3/2022)

### #6 WR AJOU AJOU
Receptions....2, 2X, last at Syracuse (2021)
Receiving Yards....36, at Pitt (2021)
Long Reception....36, at Pitt (2021)
Receiving TDs....1, at Georgia Tech (2020)

### #7 WR SINCERE BROWN
Receptions....1, vs. The Citadel (9/12/20)
Receiving Yards....19, vs. The Citadel (9/12/20)
Long....19, vs. The Citadel (9/12/20)

### #8 WR LATRELL WILLIAMS
Receptions....8, vs. ECU (10/10/20)
Receiving Yards....93, vs. ECU (10/10/20)
Long Reception....40, vs. FAMU (9/18/21)
Receiving TDs....0

### #10 WR XAVIER WEAVER
Receptions....8, at Florida (9/17/22)
Receiving Yards....119, at Temple (11/5/22)
Long....63, at Temple (11/5/22)
Receiving TDs....2, (2x) last at Temple (11/5/22)
Rushes....1, at BYU (9/25/21)
Rushing Yards....3, at BYU (9/25/21)
Long Rush....3, at BYU (9/25/21)
Rushing TDs....1, at BYU (9/25/21)

### #11 WR YUSUF TERRY
Receptions....6, vs. TCU (10/31/20)
Receiving Yards....69, vs. TCU (10/31/20)
Long....27, vs. TCU (10/31/20)

### #38 WR SEAN ATKINS
Receptions....9, at Tulsa (11.18.22)
Receiving Yards....115, at Tulsa (11.18.22)
Long....37, at Tulsa (11.18.22)
Receiving TD....1 (2X), last at Tulsa (11.18.22)

### #23 WR HOLDEN WILLIS
Receptions....2, vs. Cincinnati (11/12/21)
Receiving Yards....43, vs. Cincinnati (11/12/21)
Long Reception....32, vs. Cincinnati (11/12/21)
Receiving TD....1, at Temple (11/5/22)

### #14 WR DEQUAN STANLEY
Receptions....1, vs. Tulane (10/15/22)
Receiving Yards....73, vs. Tulane (10/15/22)
Long Reception....73, vs. Tulane (10/15/22)
Receiving TD....1, vs. Tulane (10/15/22)

### #80 TE JAYSON LITTLEJOHN
Receptions....1, (2X) last at Tulsa (11.18.22)
Receiving Yards....17, (2X), last at Tulsa (11.18.22)
Long Reception....17, (2X), last at Tulsa (11.18.22)
Receiving TDs....1, (2X), last at Tulsa (11.18.22)

### #86 TE CHRIS MOTTILLO
Receptions....2, vs. Princeton (2019)
Receiving Yards....33, at Tulsa (11.18.22)
Long Reception....32, at Columbia (2021)
Receiving TDs....1, at Tulsa (11.18.22)

### #87 TE GUNNAR GREENWALD
Receptions....2, (2x), last vs. Howard (9/10/22)
Receiving Yards....25, vs. Howard (9/10/22)
Long Reception....16, vs. Howard (9/10/22)
Receiving TDs....-

### #88 TE CHRIS CARTER
Receptions....3, at Tulane (11/20/21)
Receiving Yards....19, vs. Houston (11/6/21)
Long Reception....14, vs. Houston (11/6/21)
Receiving TDs....1, (2x) last at Houston (10/29/22)

## QUARTERBACKS

### #11 QB GERRY BOHANON
Completions....18 (3x), last vs. ECU (10/1/22)
Attempts....30, vs. Texas (10/30/21)
Passing Yards....336, vs. West Virginia (10/9/21)
Long Pass....91, vs. ECU (10/1/22)
Passing TDs....4, vs. West Virginia (10/9/21)
Rushes....15, at Florida (9/17/22)
Rushing Yards....121, at Cincinnati (10/8/22)
Long Rush....59, at Cincinnati (10/8/22)
Rushing TDs....2, vs. Oklahoma (11/13/21)
Total Yards....346, vs. West Virginia (10/9/21)

### #12 QB KATRAVIS MARSH
Completions....24, at Houston (10/28/22)
Attempts....34, at Houston (10/28/22)
Passing Yards....275, at Houston (10/28/22)
Long Pass....73, vs. Tulane (10/15/22)
Passing TDs....3, at Temple (11/5/22)
Rushes....7, at Houston (10/28/22)
Rushing Yards....20, (2x) last at Houston (10/28/22)
Long Rush....24, at Houston (10/28/22)
Rushing TDs....0
Total Yards....295, at Houston (10/28/22)

### #17 QB BYRUM BROWN
Completions....21, at Tulsa (11.18.22)
Attempts....25, at Tulsa (11.18.22)
Passing Yards....240, at Tulsa (11.18.22)
Long Pass....37, at Tulsa (11.18.22)
Completion %....84.0 (21-25), at Tulsa (11.18.22)
Passing TDs....3, at Tulsa (11.18.22)
Rushes....12, at Tulsa (11.18.22)
Rushing Yards....76, at Tulsa (11.18.22)
Long Rush....36, at Tulsa (11.18.22)
Rushing TDs....1, at Tulsa (11.18.22)
Total Yards....316, at Tulsa (11.18.22)

## RUNNING BACKS

### #0 RB JARREN MANGHAM
Rushes....26, (2x), last vs. Temple (10/23/21)
Rushing Yards....152, vs. Temple (10/23/21)
Long Rush....24, (2x), last at ECU (10/28/21)
Rushings TDs....3, vs. FAMU (9/18/21)
Receptions....3, vs. BYU (9/3/22)
Receiving Yards....14,(2X), last vs. BYU (9/3/22)
Long Reception....30, at UCF (11/26/21)

### #2 RB MICHEL DUKES
Rushes....7, (2x), last at Florida (9/17/22)
Rushing Yards....46, vs. Charlotte (2019)
Long Rush....29, at Georgia Tech (2020)
Rushings TDs....2, vs. Howard (9/10/22)
Receptions....1, (3x), last at Tulsa (11.18.22)
Receiving Yards....3, 2x, last vs. Howard (9/10/22)
Long Reception....35, vs. Tulane (10/15/22)
Long Kickoff Return....34, vs. ECU (10/1/22)
Kickoff Return Yards....75, vs. ECU (10/1/22)
Kickoff Return Average....31.0, vs. Howard (9/10/22)

### #3 RB KELLEY JOINER
Rushes....15, at Tulane (11/20/21)
Rushing Yards....126, vs. Temple (10/23/21)
Long Rush....51, vs. SC State (9/14/19)
Rushings TDs....1, (3x), last at Tulane (11/20/21)
Receptions....4, vs. Houston (11/6/21)
Receiving Yards....78, at Memphis (11/7/20)
Receiving TDs....1, at Memphis (11/7/20)
Long Reception....75, at Memphis (11/7/20)

### #21 RB BRIAN BATTIE
Rushes....26, vs. SMU (11.12.22)
Rushing Yards....150, at Florida (9/17/22)
Long....60, vs. Howard (9/10/22)
Rushing TD....2, at Houston (10/28/22)
Long Kickoff Return....100,(3x), last vs. Houston (11/6/21)
Kickoff Return TDs....2, vs. Houston (11/6/21)
Kickoff Return Yards....208, vs. Houston (11/6/21)
Kickoff Return Average....69.3, vs. Houston (11/6/21)
Receptions....4, at Houston (10/28/22)
Receiving Yards....47, at Houston (10/28/22)
Long Reception....31, at Houston (10/28/22)

### #26 RB YASIAS YOUNG
Rushes....4, 2x, last vs. Temple (10/23/21)
Rushing Yards....22, vs. Temple (10/23/21)
Long Rush....13, vs. Temple (10/23/21)
Rushings TDs....1, vs. FAMU (9/18/21)

### #22 RB K'WAN POWELL
Rushes....8, at Louisville (9/24/22)
Rushing Yards....45, at Louisville (9/24/22)
Long Rush....37, at Louisville (9/24/22)
Rushings TDs....1, vs. Howard (9/10/22)

### #40 RB JASON ALBRITTON
Rushes....4 (2X), last vs. SMU (11.12.22)
Rushing Yards....40, at Temple (11/5/22)
Long Rush....18, at Temple (11/5/22)
Rushing TDs....1, vs. SMU (11.12.22)

## SPECIALISTS

### #32 K SPENCER SHRADER
Field Goals....4, at Memphis (11/7/20)
Long Field Goal....52, vs. Temple (10/23/21)
Points....13, at Memphis (11/7/20)
PAT....6-of-6, at East Carolina (11/26/19)
TD....1, at UConn (10/5/19)
Tackles....1, vs. ECU (10/10/20)
Receptions....1, vs. Tulsa (10/16/21)
Receiving Yards....7, vs. Tulsa (10/16/21)

### #36 P ANDREW STOKES
Punts....8, at NC State (9/2/21)
Yards....361, at NC State (9/2/21)
Avg....48.0, at BYU (9/25/21)
Long....66, at NC State (9/2/21)
Inside 20....3, at Tulane (11/20/21)
Tackles....1, at BYU (9/25/21)

### #41 P COLIN MCCREARY
Punts....6, vs. Tulane (10/15/22)
Yards....262, vs. Tulane (10/15/22)
Avg....44.4, vs. ECU (10/1/22)
Long....54, vs. ECU (10/1/22)
Inside 20....2, vs. Tulane (10/15/22)

## DEFENSIVE BACKS

### #0 DB DAQUAN EVANS
Tackles....8, (2x), last vs. Tulsa (10/16/21)
INT....1, (4X), at Memphis (11/7/20)
PBU....1,(4x), last vs. Houston (11/6/21)
TFL....1.0, (2x), last at Tulane (11/20/21)
FR....1, vs. Cincinnati (11/12/21)

### #1 DB MATTHEW HILL
Tackles....11, at SMU (10/2/21)
TFL....1.0, vs. Tulane (10/15/22)
QBH....1, at Temple (11/5/22)
INT....1, (2x) last at Cincinnati (10/8/22)
PBU....1, (2x), last at ECU (10/28/21)
FF....1, at Louisville (9/24/22)
FR....1, 2X, last at Louisville (9/24/22)

### #2 DB TJ ROBINSON
Tackles....8, at Louisville (9/24/22)
TFL....0.5, vs. Howard (9/10/22)
Sacks....-
INT....-
PBU....1, (3x), last vs. Cincinnati (11/12/21)
QBH....1, at Florida (9/17/22)

### #4 DB CHRISTIAN WILLIAMS
Tackles....6, (2x) last at Temple (11/5/22)
TFL....1 (2x), last vs. Tulane (10/15/22)
Sacks....-
INT....1, (2x), last at Tulane (11/20/21)
PBU....1, (5x), last at Cincinnati (10/8/22)
QBH....1, at ECU (10/28/21)

### #7 DB WILL JONES
Tackles....5, (2x) last at Temple (11/5/22)
TFL....-
Sacks....-
INT....1, vs. Arkansas State (9/12/20)
PBU....1, (2x) last at Houston (10/28/22)
FR....-
Blocked Punt....1, vs. Arkansas State (9/12/20)

### #8 S CHRISTOPHER TOWNSEL
Tackles....11, at Houston (11/14/20)
TFL....1.0, (3x), at Tulsa (11.18.22)
INT....1, at Cincinnati (10/3/20)
PBU....1, at Memphis (11/7/20)

### #9 CB AAMARIS BROWN
Tackles....4, (3x) last at Tulsa (11.18.22)
TFL....-
INT....1, (2x) last at Cincinnati (10/8/22)
PBU....2, vs. Tulane (10/15/22)
FR....1, at West Virginia (2020)

### #15 S JAYDEN CURRY
Tackles....6, at Tulsa (11.18.22)
PBU....1, vs. Florida (9/11/21)
FF....1, at ECU (10/28/21)
FR....1, (2x), last vs. ECU (10/1/22)
INT....1, vs. Howard (9/10/22)

### #18 S RAY THORNTON
Tackles....6, vs. UConn (2021)
Sacks....-
TFL....-

### #21 DB JAELEN STOKES
Tackles....5, vs. Howard (9/10/22)
INT....-
Sacks....1.0, vs. Howard (9/10/22)
TFL....1.0, vs. Howard (9/10/22)

### #22 DB MEKHI LaPOINTE
Tackles....11, vs. UConn (10/20/18)
TFL....2.0, (2x), last at Florida (9/17/22)
INT....1, (6X) last vs. BYU (9/3/22)
PBU....1, (6X), last at ECU (10/28/21)
Sacks....1, at Florida (9/17/22)
FF....1, at Houston (10/29/22)
QBH....1, (2x) last at Houston (10/29/22)

### #33 DB TIMARCUS SIMPSON
Tackles....9, vs. Tulane (10/15/22)
TFL....1, vs. Howard (9/10/22)
FF....1, (2x) last at Cincinnati (10/8/22)

## DEFENSIVE LINE

### #6 DT RASHAWN YATES
Tackles....5, at Cincinnati (10/3/20)
Sacks....1.0, (5X), last vs. UCF (11/27/20)
TFL....2.0, at Georgia Tech (9/7/19)
FF....1, vs. The Citadel (9/12/20)
FR....1, vs. Howard (9/10/22)
QBH....1, (2x), last at ECU (10/28/21)

### #13 DE TRAMEL LOGAN
Tackles....7, vs. SMU (11.12.22)
Sacks....1.0, (2x), last vs. Cincinnati (11/12/21)
TFL....2.0, vs. BYU (9/3/22)
PBU....1, (3x), last vs. Tulsa (10/16/21)
QBH....1, (2x) last at Houston (10/29/22)

### #16 DE EDDIE KELLY
Tackles....4, at Houston (10/29/22)
Sacks....-
TFL....1.0, at Houston (10/29/22)
PBU....1, vs. Howard (9/10/22)

### #19 DE JONATHAN ROSS
Tackles....3, vs. SMU (11.12.22)
Sacks....1.0, vs. Howard (9/10/22)
TFL....1.0, vs. Howard (9/10/22)

### #28 DE JATORIAN HANSFORD
Tackles....3, (2x) last at Cincinnati (10/8/22)
TFL....1.5, at Cincinnati (10/8/22)
Sacks....1, (3x), last at Cincinnati (10/8/22)
FF....1, vs. Howard (9/10/22)
FR....1, vs. Tulane (10/15/22)

### #40 DE JASON VAUGHN
Tackles....7, vs. SMU (11.12.22)
TFL....3.0, vs. Tulane (10/15/22)
Sacks....3.0, vs. Tulane (10/15/22)
FF....1, vs. Tulsa (10/16/21)
BPU....1, at Houston (10/29/22)

### #90 DT RASHAD CHENEY
Tackles....6, vs. Howard (9/10/22)
TFL....2.5, vs. ECU (10/1/22)
Sacks....-
FF....-

### #99 DE DARRIEN GRANT
Tackles....4, at Tulsa (11.18.22)
TFLs....1.0, vs. Temple (11/7/19)
Block FG....1, at BYU (9/25/21)

### #10 DE NICK BAGS
Tackles....2, vs. Howard (9/10/22)
Sacks....-
TFL....-

### #94 DE KEEON TERRELL
Tackles....1, vs. Howard (9/10/22)
Sacks....1.0, vs. Howard (9/10/22)
TFL....1.0, vs. Howard (9/10/22)

## LINEBACKERS

### #5 LB ANTONIO GRIER, JR.
Tackles....14, vs. Cincinnati (11/12/21)
TFL....2.5, (2x), last vs. Houston (11/6/21)
Sacks....2.0, vs. BYU (10/12/19)
FF....1,(5X) last at ECU (10/28/21)
FR....1, (2x) last vs. Tulsa (10/16/21)
Def TD....1, vs. Tulsa (10/16/21)
INT....1, 2x, last vs. Temple (10/23/21))
PBU....1, at East Carolina (10/26/19)
QBH....1, at BYU (9/25/21)

### #8 LB DJ GORDON IV
Tackles....11, vs. ECU (10/1/22)
TFL....3.0, at Louisville (9/24/22)
Sacks....-
FF....1, 2X, last at Louisville (9/24/22)
FR....1, at Houston (10/29/22)
QBH....1, vs. ECU (10/1/22)
INT....1, vs. Iowa (2020)

### #11 LB DWAYNE BOYLES, JR.
Tackles....15, vs. Tulane (10/15/22)
Sack....1, (3x), last vs. Tulane (10/15/22)
TFL....3.0, (2X) last vs. The Citadel (9/12/20)
INT....1, (4x), last at Florida (9/17/22)
QBH....1, (2x) last at Houston (10/29/22)
PBU....1, (9x), last vs. Tulane (10/15/22)
FF....2, vs. Cincinnati (11/12/21)
FR....1, (2x), last at ECU (10/28/21)
Blocked Kick....1 (FG), at Temple (10/17/20)

### #17 LB JHALYN SHULER
Tackles....3, vs. Howard (9/10/22)
Sacks....-
TFL....1.0, vs. Howard (9/10/22)

### #23 DAVON HICKS
Tackles....9, vs. Tulane (10/15/22)
TFL....1.5, vs. Howard (9/10/22)
QBH....1, (2x) last at Houston (10/29/22)
Sacks....0
FR....0
INT....0

### #24 LB MAC HARRIS
Tackles....8, at Cincinnati (10/3/20)
INT....1, at Cincinnati (10/3/20)

### #29 LB BRIAN NORRIS
Tackles....11, at Cincinnati (10/3/20)
TFL....1, vs. South Carolina State (9/14/19)
Sacks....1.0, vs. South Carolina State (9/14/19)
FF....1, vs. South Carolina State (9/14/19)

# THE LAST TIME - TEAM

| | USF | OPPONENT |
|---|---|---|
| **RUSHING** | | |
| Team had 400-499 yards: | 421, vs. Temple, 10/23/21 | 434, at Navy, 10/19/10 |
| Team had 300-399 yards: | 302, vs. The Citadel, 9/12/20 | 314, vs. BYU 9/3/22 |
| Team had 200-299 yards: | 259, at Tulsa, 11/18/22 | 271, at Tulsa, 11/18/22 |
| Had 51-100 yards: | 154, at Houston, 10/29/22 | 103, at Houston, 10/29/22 |
| Had less than 50 yards: | 26, vs. Wisconsin, 8/30/19 | 48, vs. Temple, 10/23/21 |
| Team had 70 or more attempts: | 73, vs. Temple, 10/23/21 | 89, at Houston, 10/27/18 |
| Team had 60 or more attempts: | 63, Temple, 9/21/17 | 69, at Navy, 10/31/15 |
| Team had 50-59 attempts: | 55, at Tulane, 10/28/17 | 51, vs. Tulane 10/15/22 |
| Team had fewer than 25 attempts: | 23, vs. Wisconsin, 8/30/19 | 14, vs. Temple, 10/23/21 |
| Team had five or more rushing touchdowns: | 6, vs. Howard 9/10/22 | 5, at Tulsa, 11/18/22 |
| Team had at least three rushing touchdowns: | 3, at Houston, 10/29/22 | 5, at Tulsa, 11/18/22 |
| Team had 0 rushing touchdowns: | at Louisville (9/24/22) | at Memphis, 11/7/20 |
| **PASSING** | | |
| Had 500+ yards passing: | 503, at UCF, 11/24/17 | |
| Had 400-499 yards passing: | 404, vs. UCF, 11/27/20 | 465, vs. ECU 10/1/22 |
| Had 300-399 yards passing: | 306, vs. ECU, 10/10/20 | 302, at Tulsa, 11/18/22 |
| Had less than 100 yards passing: | 44, vs. Memphis, 11/23/19 | 84, vs. The Citadel, 9/12/20 |
| Team had less than 50 yards passing: | 44, vs. Memphis, 11/23/19 | 23, at Navy, 10/19/10 |
| Had 50 or more attempts: | 50, vs. Ball State, 9/10/11 | 50, at Memphis, 11/7/20 |
| Had 40-49 attempts: | 46, vs. Houston 11/6/21 | 41, vs. ECU 10/1/22 |
| Had less than 20 attempts: | 19, vs. Memphis, 11/23/19 | 18, vs. The Citadel, 9/12/20 |
| Had less than 10 attempts: | Never (record-low 10 vs. Louisville, 9/24/05) | 4, at Navy, 10/19/10 |
| Had 30 or more completions: | 32, vs. UCF, 11/27/20 | 33, at Houston, 10/29/22 |
| Had less than 10 completions: | 6, vs. Memphis, 11/23/19 | 4, vs. The Citadel, 9/12/20 |
| Team had less than five completions: | 3, at Louisville, 10/22/04 | 4, vs. The Citadel, 9/12/20 |
| Had five touchdown passes: | vs. Cincinnati, 11/20/15 | (6), vs. ECU 10/1/22 |
| Had four touchdown passes: | vs. UCF, 11/27/20 | at Houston, 10/29/22 |
| Had zero touchdown passes: | at Louisville (9/24/22) | at Florida 9/17/22 |
| Had five passes intercepted: | at Cincinnati, 10/3/20 | at Syracuse, 10/3/09 |
| Had four passes intercepted: | at Cincinnati, 10/3/20 (5) | Temple, 9/21/17 |
| Had three passes intercepted: | at NC State, 9/2/21 (3) | at Cincinnati, 10/3/20 |
| Did not throw an interception: | at Houston, 10/29/22 | vs. SMU 11/12/22 |
| **TOTAL OFFENSE** | | |
| Had 700 or more yards: | 745, vs. Florida A&M, 9/17/11 | Never |
| Had 600 or more yards: | 646, vs. UCF, 11/27/20 | 621, at Temple 11/5/22 |
| Had 500 or more yards: | 526, vs. Temple, 10/23/21 | 573, at Tulsa, 11/18/22 |
| Had 200 yards or less: | 158, at Louisville (9/24/22) | 182, Florida A&M, 9/5/15 |
| Had 100 yards or less: | Never | 85, vs. Temple 9/21/17 |
| Ran 100 or more plays: | 101, at San Jose State, 8/26/17 | |
| Ran 90 or more plays: | 94, vs. Temple, 10/23/21 | 96, vs. ECU, 9/22/18 |
| Ran 85 or more plays: | 93, vs. UCF, 11/27/20 | 86, at ECU 10/28/21 |
| Ran 55 or fewer plays: | 51, vs. Tulane 10/15/22 | 48, at Florida 9/17/22 |
| **SCORING** | | |
| Scored 80 or more points: | 80, vs. Kentucky Wesleyan, 9/6/97 | Never |
| Scored 70-79 points: | 70, vs. Florida A&M, 9/17/11 | Never |
| Scored 60-69 points: | 61, at ECU 9/30/17 (Road game Record) | Never |
| Scored 50-59 points: | 55, vs. SC State, 9/14/19 | 54, at Temple 11/5/22 |
| Scored 40-49 points: | 42, at Tulsa, 11/18/22 | 48, at Tulsa, 11/18/22 |
| Scored less than 10 points: | 3, at Louisville (9/24/22) | 6, vs. The Citadel, 9/12/20 |
| Failed to score points: | 0, at NC Statee 9/2/21 | 0, Charleston Southern, 9/19/09 |
| Won by 45 points or more: | 48, vs. Florida A&M, 9/5/15 | 45, at NC State 9/2/21 |
| Won by 30-44 points: | 39, vs. SC State, 9/14/19 | 38, at Louisville 9/24/22 |
| Won by 20-29 points: | 22, vs. Howard | 26, at Temple 11/5/22 |
| Scored on the first drive of the game: | FG, at Tulsa, 11/18/22 | TD, vs. ECU 10/1/22 |
| Scoring drive of 15 or more plays: | 15 (TD), at Temple 11/5/22 | 15 (FG), vs. Tulsa 10/16/21 |
| Recorded a safety: | at Houston, 10/27/18 | vs. BYU 9/3/22 |
| Scored on a blocked field goal attempt: | Nate Godwin (75), vs. Cincinnati, 10/5/13 | A. Contressa, Stony Brook, 9/2/17 |
| Scored on a blocked PAT attempt: | (Never) | Nate Hobbs, Illinois, 9/15/17 |
| Scored a 2-point coversion | at Florida (Atkins to Weaver pass), 9/17/22 | Illinois, 9/15/17 |

# THE LAST TIME - TEAM

| | USF | OPPONENT |
|---|---|---|
| **TURNOVERS** | | |
| Team lost five or more turnovers: | (5) at Cincinnati, 10/3/20 | (8) vs. SC State, 9/14/19 |
| Team lost four turnovers: | vs. Cincinnati 11/12/21 | (4) at Cincinnati, 10/3/20 |
| Team lost three fumbles: | at Temple, 10/17/20 | at ECU 10/28/21 |
| Threw four or more interceptions: | 5, at Cincinnati, 10/3/20 | (4) vs. Temple, 9/21/17 |
| Team did not commit a turnover: | at Houston, 10/29/22 | at Tulsa, 11/18/22 |
| Team recovered an on-side kick: | at Tulsa, 11/18/22 | vs. UCF, 11/26/16 |
| Lost a game and did not commit a turnover: | at Houston, 10/29/22 | vs. Tulsa, 11/16/17 |
| **DEFENSE** | | |
| Team recorded seven sacks: | vs. UConn, 10/15/11 | 9, vs. Temple, 11/9/19 |
| Team recorded six sacks: | vs. BYU, 10/12/19 | 6, at UCF, 11/26/21 |
| Team recorded five sacks: | at UConn 10/5/19 | 6, at UCF, 11/26/21 |
| Team recorded 10 or more tackles for loss | 11.0, vs. Howard 9/10/22 | 11.0, at UCF, 11/26/21 |
| Team recorded five or more pass break-ups: | 5, vs. Tulane 10/15/22 | 8, at Houston, 11/14/20 |
| **SPECIAL TEAMS** | | |
| Returned a punt for a touchdown: | vs. The Citadel, 9/12/20 | at Houston, 11/14/20 |
| Returned a blocked punt for a touchdown: | vs. Florida A&M, 9/17/11 | at Notre Dame (9/19/20) |
| Returned a kickoff for a touchdown: | 1, vs. BYU 9/3/22 | at Cincinnati, 10/3/20 |
| Blocked a punt: | vs. Florida State, 9/29/12 | at Notre Dame (9/19/20) |
| Punted 10 or more times: | 10, at Cincinnati, 11/10/18 | 10, Temple, 9/21/17 |
| Did not record a punt: | vs. Temple, 10/23/21 | vs. SMU 11/12/22 |
| Blocked a field goal: | at BYU, 9/25/21 | at Tulane, 10/21/17 |
| Blocked a PAT: | vs. UConn, 10/20/18 | at Cincinnati, 11/10/18 |
| Team recovered an on-side kick: | at Tulsa, 11/18/22 | vs. UCF, 11/26/16 |
| Made five or more field goals: | 5, vs. Temple, 9/21/17 | Never |
| Made four or more field goals: | 4, at Memphis, 11/7/20 | 4, at Temple 11/5/22 |
| **MISCELLANEOUS** | | |
| Had 30 or more first downs: | 34, vs. Temple, 10/23/21 | 30, vs. SMU 11/12/22 |
| Had 10 or fewer first downs: | 5, vs. Memphis, 11/23/19 | 6, Temple, 9/21/17 |
| Had 15 or more penalties: | 16, Illinois, 9/15/17 | 15, Illinois, 9/15/17 |
| Had no penalties: | Never | at Tulane 11/20/21 |
| Had 100 or more penalty yards: | 111, at Temple, 10/17/20 | 112, at UCF, 11/29/19 |
| Had less than 25 penalty yards: | 15, at Houston, 10/29/22 | 20, vs. SMU 11/12/22 |
| Had 35 minutes or more of possession time: | 36:19 at Florida, 9/17/22 | 36:52, vs. Tulane 10/15/22 |
| Had 43 minutes or more of possession time: | 44:35, vs. Temple, 10/23/21 | |

# THE LAST TIME - INDIVIDUAL

| | USF | OPPONENT |
|---|---|---|
| **RUSHING** | | |
| Rushed at least 25 times: | Brian Battie (26), vs. SMU 11/12/22 | Deneric Prince (26), at Tulsa, 11/18/22 |
| Rushed at least 30 times: | Marlon Mack (31), vs. UConn, 9/19/14 | D. Brewer (34), vs. Tulsa, 11/16/17 |
| Rushed for 100 yards: | Brian Battie (169), at Tulsa, 11/18/22 | Deneric Prince (220), at Tulsa, 11/18/22 |
| Multiple players rushed for 100 yards: | Brian Battie (150) & Gerry Bohanon (102), at Florida, 9/17/22 | Tyler Lavine (112) & Camar Wheaton (112) vs. SMU 11/12/22 |
| Rushed for 150 yards: | Brian Battie (169), at Tulsa, 11/18/22 | Deneric Prince (220), at Tulsa, 11/18/22 |
| Rushed for 200 yards: | Quinton Flowers (210), at Memphis, 11/12/16 | Deneric Prince (220), at Tulsa, 11/18/22 |
| Rushed for 300 yards: | Jordan Cronkrite (302), at UMass, 10/6/18 | |
| USF player rushed for 200 yards in consecutive games | Dyral McMillan (258) vs. New Haven, 11/6/99; | |
| | (221) vs. Hofstra, 11/13/99 | |
| Scored on a run of 50 yards or more: | Jimmy Horn Jr. (55) at Temple 11/5/22 | Montrel Johnson Jr. (62) at Florida 9/1722 |
| Scored on a run of 70 yards or more: | Jordan Cronkrite (77, 76), at UMass 10/6/18 | E. Saydee (75) at Temple 11/5/22 |
| **PASSING** | | |
| Player attempted 60+ passes: | Marquel Blackwell (61), at Memphis, 9/22/01 | Troy Mitchell (66), vs. Western Carolina, 8/30/14 |
| Player attempted 50-59 passes: | Matt Grothe (54), vs. Cincinnati, 11/3/07 | Brady White (50), at Memphis, 11/7/20 |
| Player attempted 40-49 passes: | Timmy McClain (46), vs. Houston 11/6/21 | Holton Ahlers (41) vs. ECU 10/1/22 |
| Player completed 30-39 passes: | Jordan McCloud (32), vs. UCF, 11/27/20 | Clayton Tune (31), at Houston, 10/29/22 |
| Player completed 25-29 passes: | Blake Barnett (29), vs. Tulane, 11/3/18 | E. Warner (27) at Temple 11/5/22 |
| Player passed for more than 400 yards: | Jordan McCloud (404), vs. UCF, 11/27/20 | Brady White (437) at Memphis, 11/7/20 |
| Player passed for more than 300 yards: | Jordan McCloud (404), vs. UCF, 11/27/20 | Braylon Baxtor (302), at Tulsa, 11/18/22 |
| Player threw five touchdowns: | Marquel Blackwell (5), at East Carolina, 10/19/02 | Holton Ahlers (6) vs. ECU 10/1/22 |
| Player threw four touchdowns: | Jordan McCloud (4), vs. UCF, 11/27/20 | Clayton Tune (4), at Houston, 10/29/22 |
| Player threw three touchdowns: | Byrum Brown (3), at Tulsa, 11/18/22 | Michael Pratt (311) at Tulane 11/20/21 |
| Player threw a TD of 70 yards or more: | Katravis Marsh-Dequan Stanley (75) vs. Tulane 10/15/22 | Tanner Mordecai (70) vs. SMU 11/12/22 |
| Player threw a TD of 60-70 yards or more: | Blake Barnett-Darnell Salomon (66), vs. ECU, 9/22/18 | Holton Ahlers (60) vs. ECU 10/1/22 |
| Player threw a TD of 50-60 yards or more: | Quinton Flowers-T. McCants (54), vs. Stony Brook, 9/2/17 | Clayton Tune to N. Dell (52), at Houston, 10/29/22 |
| **RECEIVING** | | |
| Player caught 10 passes: | Bryce Miller (11), vs. UCF, 11/27/20 | Xavier Smith (15), vs. FAMU 9/18/21 |
| Player had 100 receiving yards: | Sean Atkins (115), at Tulsa, 11/18/22 | Keylon Stokes (145), at Tulsa, 11/18/22 |
| USF player with three straight 100-yard games: | Andre Davis (113), vs. SMU, 11/26/13; (110) vs. Memphis, 11/16/13; | |
| | (134), vs. Houston, 10/31/13 | |
| **TOTAL OFFENSE** | | |
| Player had 600-plus yards: | Quinton Flowers (605), at UCF, 11/24/17 | |
| Player had 400-600 yards: | Jordan McCloud (411), vs. UCF, 11/27/20 | Holton Ahlers (474) vs. ECU 10/1/22 |
| QB Had 100+ yards RUSHING & 400+ PASSING: | Quinton Flowers, 102 rush, 503 pass, at UCF, 11/24/17 | D'Eriq King, 134 rush, 419 pass, at Houston, 10/27/18 |
| QB had 100+ yards RUSHING & 200-400 PASSING: | Quinton Flowers, 106 rush, 311 pass, vs. Texas Tech, 12/23/17 | Will Worth, 129 rush, 299 pass, vs. Navy, 10/28/16 |
| **DEFENSE** | | |
| Player intercepted three or more passes: | J.R. Reed (3), at Memphis, 11/29/03 | Bobby McCain (3), vs. Memphis, 11/16/13 |
| Player intercepted two or more passes: | Deatrick Nichols (2), vs. Temple, 9/21/17 | Rodney Clemons (2), vs. SMU, 9/28/19 |
| Player recovered two or more fumbles: | Greg Reaves (2), vs. SC State, 9/14/19 | Jacob Martin (2), vs. Temple, 9/21/17 |
| Player recorded four or more sacks: | George Selvie (4), vs. Elon, 9/1/07 | Never |
| Player recorded three sacks: | Jason Vaughn (3), vs. Tulane 10/15/22 | Landon Woodson (3), vs. UCF, 11/27/20 |
| Player recorded 15 or more tackles: | Dwayne Boyles (15), vs. Tulane 10/15/22 | Ty Van Fossen (16) at Cincinnati 10/8/2 |
| Player returned an interception for a touchdown: | Antonio Grier (69) vs. Tulsa, 10/16/21 | Jalen Kimber (39) at Florida 9/17/22 |
| Player returned a fumble for a touchdown: | Vincent Davis (12), at UMass, 10/6/18 | Darek Parish (85) at Houston, 11/14/20 |
| Player recorded 4.0 tackles for loss or more: | Patrick Macon (4), vs. Wisconsin, 8/30/19 | Juwuan Johnson (4.0), vs. Northern Illinois, 9/10/16 |
| **PUNTING** | | |
| Player recorded four 50-yard punts: | Trent Schneider (4), vs. UCF, 11/23/18 | Dane Roy (4), vs. Houston, 10/28/17 |
| Player recorded a 60-yard punt: | Andrew Stokes (66) at NC State, 9/2/21 | James Smith (60), at Cincinnati, 10/3/20 |
| Player recorded two 60-yard punts: | Andrew Stokes (66 & 61) at NC State, 9/2/21 | NEVER |
| **SCORING** | | |
| Player scored at least four touchdowns: | Marlon Mack (4), vs. Western Carolina, 8/30/14 | C.J. Johnson (4, 4 receiving), vs. ECU 10/1/22 |
| Player scored at least three touchdowns: | Brian Battie (3) vs. Houston 11/6/21 | E. Saydee (3 rush) at Temple 11/5/22 |
| Player caught at least two touchdown passes: | Xavier Weaver (2) at Temple 11/5/22 | Nathaniel Dell (2), at Houston, 10/29/22 |
| Player rushed for at least three touchdowns: | Jaren Mangham (3) vs. FAMU 9/18/21 | Malik Cunningham (3), at Louisville (9/24/22) |
| Player kicked (made) four+ field goals: | Spencer Shrader (4) at Memphis, 11/7/20 | C. Price (4) at Temple 11/5/22 |
| Player kicked (made) three+ field goals: | Spencer Shrader (4) at Memphis, 11/7/20 | Jake Olroyd, vs. BYU, 10/12/19 |
| Player returned a kickoff for a touchdown: | Jimmy Horn Jr. (89) vs. BYU 9/3/22 | Tre Tucker (97), at Cincinnati, 10/3/20 |
| Player returned a punt for a touchdown: | Omarion Dollison (0), vs. The Citadel, 9/12/20 | Marcus Jones (73) at Houston, 11/14/20 |
| Player returned an interception for a touchdown: | Antonio Grier (69) vs. Tulsa, 10/16/21 | Jalen Kimber (39) at Florida 9/17/22 |
| Player returned a fumble for a touchdown: | Vincent Davis (12), at UMass, 10/6/18 | Darek Parish (85) at Houston, 11/14/20 |
| Player recovered a fumble in the end zone for a touchdown: | Jake Sims, vs. Rutgers, 11/3/10 | Jimmy Gaines, vs. Miami, 9/28/13 |
| Player returned (or recovered) a blocked punt for a touchdown: | Andre Davis (11), vs. Florida A&M, 9/17/11 | Jordan Botelho, at Notre Dame (9/19/20) |
| Player returned a blocked field goal attempt for a touchdown: | Nate Godwin (75), vs. Cincinnati, 10/5/13 | Rod Davis (61), vs. Southern Miss, 10/25/03 |
| Player scored on a two-point conversion attempt: | Xavier Weaver pass from Sean Atkins, at Florida 9/17/22 | Mike Dudek, pass from Jeff George Jr., Illinois, 9/15/17 |
| Player kicked a game-winning field goal | Coby Weiss at Tulsa, 10/12/18 (22 yards with :02 remaining) | Sam Crosa, vs. Cincinnati, 11/16/19 (37 yards with :03 remaining) |

# GAME 1: NO. 25 BYU 50, USF 21

## RAYMOND JAMES STADIUM • TAMPA, FLA.

## SEPT. 3, 20221 • 6:36 P.M. • ESPNU

**TAMPA, FLA., –** USF and BYU had to wait an extra 2:36 to kickoff the 2022 season as inclement weather delayed a scheduled 4 p.m. at Raymond James Stadium to 6:36 p.m. with lightning in the Bay Area. The teams took the field to 31,521 enthusiastic fans, but BYU quickly turned them silent, using their first offensive possession for a 75-yard, jet-sweep touchdown by wide receiver Puka Nacua. BYU built a 28-0 lead in the first quarter after a strong performance from their offense as the Bulls offense struggled to get first downs.

BYU scored a touchdown four of the first five times it touchded the ball, getting a field goal on the sixth. Meanwhile, USF punted four times, lost possession on downs and had a pick-six on its first six possessions.

Following the big strike on the opening possession, BYU quarterback Jaren Hall drove the Cougars 65 and 82-yards for two touchdowns sandwiched around a 33-yd pick-six on an attempted wide receiver screen play by linebacker Max Tooley that gave BYU an early 28-0 lead.

USF got the offense going on the last drive of the half as quarterback Gerry Bohanon, a Baylor transfer making his first start at USF, moved the Bulls 84 yards in eight plays, connecting with wide receiver Xavier Weaver for 71 of those yards.

Jimmy Horn Jr. provided a spark, returning the second half opening kickoff for a touchdown, but USF could not climb back in the game.

■ Weaver ended the night with his second career 100-yd game, posting 113 yards on five receptions.

■ BYU out-gained USF 575 to 293 on the night, including 314 yards rushing.

■ Jimmy Horn Jr. returned the opening kickoff of the second half 89 yards for a touchdown, the first of his career.

■ Mekhi LaPointe led USF with 10 tackles and his sixth career interception.(45.1 ypp).

### Quotable:

"Obviously, it was a very disappointing performance tonight," USF Head Coach Jeff Scott said. "I'm really very surprised honestly. Sometimes as a coach you may see some signs during practice where guys aren't quite locked in or focused. It really was the opposite of that. I felt like we were prepared. Obviously, we weren't."

**- Jeff Scott**

**Team Statistics report**
**BYU vs South Fla. (Sep 03, 2022)**

Date: Sep 03, 2022
Site: Tampa, Florida
Stadium: Raymond James Stadium
Attendance: 31521

| FULL GAME | BYU | USF |
|---|---|---|
| **FIRST DOWNS** | 27 | 12 |
| Rushing | 12 | 6 |
| Passing | 15 | 6 |
| Penalty | 0 | 0 |
| **NET YARDS RUSHING** | 314 | 121 |
| Rushing Attempts | 37 | 26 |
| Average Per Rush | 8.5 | 4.7 |
| Rushing Touchdowns | 3 | 2 |
| Yards Gained Rushing | 329 | 121 |
| Yards Lost Rushing | 15 | 0 |
| **NET YARDS PASSING** | 261 | 172 |
| Completions-Attempts-Int | 25-32-1 | 17-30-1 |
| Average Per Attempt | 8.2 | 5.7 |
| Average Per Completion | 10.4 | 10.1 |
| Passing Touchdowns | 2 | 0 |
| **TOTAL OFFENSE YARDS** | 575 | 293 |
| Total offense plays | 69 | 56 |
| Average Gain Per Play | 8.3 | 5.2 |
| Fumbles: Number-Lost | 1-0 | 1-0 |
| Penalties: Number-Yards | 4-35 | 3-25 |
| **PUNTS-YARDS** | 2-72 | 4-164 |
| Average Yards Per Punt | 36.0 | 41.0 |
| Net Yards Per Punt | 36 | 39.2 |
| Inside 20 | 2 | 1 |
| 50+ Yards | 0 | 1 |
| Touchbacks | 0 | 0 |
| Fair catch | 0 | 2 |
| **KICKOFF-YARDS** | 9-502 | 5-334 |
| Average Yards Per Kickoff | 55.8 | 66.8 |
| Net Yards Per Kickoff | 29.2 | 43.2 |
| Touchbacks | 0 | 3 |
| Fair Catch Yards | 0 | 24 |
| Punt returns: Number-Yards-TD | 1-7-0 | 0-0-0 |
| Average Per Return | 7.0 | 0.0 |
| Kickoff returns: Number-Yds-TD | 1-19-0 | 8-239-1 |
| Average Per Return | 19.0 | 29.9 |
| Interceptions: Number-Yds-TD | 1-0-1 | 1-12-0 |
| Fumble Returns: Number-Yds-TD | 0-0-0 | 0-0-0 |
| Miscellaneous Yards | 0 | 0 |
| Possession Time | 34:43 | 25:17 |
| 1st Quarter | 08:54 | 06:06 |
| 2nd Quarter | 07:37 | 07:23 |
| 3rd Quarter | 10:26 | 04:34 |
| 4th Quarter | 07:46 | 07:14 |
| Third-Down Conversions | 7-13 | 3-12 |
| Fourth-Down Conversions | 2-2 | 2-4 |
| Red-Zone Scores-Chances | 4-5 | 2-3 |
| Touchdowns | 2-5 | 2-3 |
| Field goals | 2-5 | 0-3 |
| Sacks By: Number-Yards | 1-0 | 1-1 |
| PAT Kicks | 6-6 | 3-3 |
| 2Pts Conversions | 0-0 | 0-0 |
| Field Goals | 2-2 | 0-0 |

**Scoring Summary report**
**BYU vs South Fla. (Sep 03, 2022)**
**BYU (1-0) vs South Fla. (0-1)**

Date: Sep 03, 2022
Site: Tampa, Florida
Stadium: Raymond James Stadium
Attendance: 31521

SCORE BY QUARTERS

| Team | 1st | 2nd | 3rd | 4th | Total |
|---|---|---|---|---|---|
| BYU | 28 | 10 | 9 | 3 | **50** |
| South Fla. | 0 | 7 | 14 | 0 | **21** |

SCORING SUMMARY

| Qtr | Time | Scoring Play | V-H |
|---|---|---|---|
| 1st | 14:49 | BYU - #12 P.Nacua 75 yd rush (#39 J.Oldroyd kick), 1-75, 00:11 | 7-0 |
| 1st | 08:44 | BYU - #12 P.Nacua 5 yd rush (#39 J.Oldroyd kick), 10-65, 04:01 | 14-0 |
| 1st | 07:58 | BYU - #31 M.Tooley 0 yd interception return (#39 J.Oldroyd kick), 00:41 | 21-0 |
| 1st | 04:00 | BYU - #1 K.Hill 21 yd pass from #3 J.Hall (#39 J.Oldroyd kick), 6-82, 02:43 | 28-0 |
| 2nd | 07:19 | BYU - #5 D.Holker 13 yd pass from #3 J.Hall (#39 J.Oldroyd kick), 8-65, 03:30 | 35-0 |
| 2nd | 02:11 | BYU - #39 J.Oldroyd 39 yd FG, 6-19, 02:38 | 38-0 |
| 2nd | 00:14 | USF - #0 J.Mangham 1 yd rush (#32 S.Shrader kick), 8-84, 01:52 | 38-7 |
| 3rd | 14:44 | USF - #5 J.Horn Jr. 89 yd kickoff return (#32 S.Shrader kick), 00:00 | 38-14 |
| 3rd | 07:39 | BYU - SAFETY, 01:09 | 40-14 |
| 3rd | 05:32 | BYU - #2 C.Brooks 52 yd rush (#39 J.Oldroyd kick), 4-76, 02:00 | 47-14 |
| 3rd | 02:23 | USF - #21 B.Battie 9 yd rush (#32 S.Shrader kick), 6-43, 02:59 | 47-21 |
| 4th | 10:29 | BYU - #39 J.Oldroyd 37 yd FG, 11-55, 06:54 | 50-21 |

### BYU

| RUSHING | No. | Gain | Loss | Net | TD | Lg | Avg |
|---|---|---|---|---|---|---|---|
| Christopher Brooks | 13 | 141 | 6 | 135 | 1 | 52 | 10.4 |
| Puka Nacua | 3 | 80 | 4 | 76 | 2 | 75 | 25.3 |
| Lopini Katoa | 10 | 55 | 0 | 55 | 0 | 12 | 5.5 |
| Jackson McChesney | 3 | 33 | 0 | 33 | 0 | 28 | 11.0 |
| Jaren Hall | 5 | 17 | 0 | 17 | 0 | 8 | 3.4 |
| TEAM | 1 | 0 | 1 | -1 | 0 | 0 | -1.0 |
| Miles Davis | 2 | 3 | 4 | -1 | 0 | 3 | -0.5 |
| **Totals:** | **37** | **329** | **15** | **314** | **3** | **75** | **8.5** |

| PASSING | C-A-I | Yds | TD | Long | Sack |
|---|---|---|---|---|---|
| Jaren Hall | 25-32-1 | 261 | 2 | 22 | 1 |
| **Totals:** | **25-32-1** | **261** | **2** | **22** | **1** |

| RECEIVING | TAR | No. | Yards | YAC | TD | Long |
|---|---|---|---|---|---|---|
| Kody Epps | 5 | 4 | 26 | 14 | 0 | 11 |
| Chase Roberts | 3 | 3 | 41 | 42 | 0 | 19 |
| Dallin Holker | 3 | 3 | 39 | 22 | 1 | 19 |
| Brayden Cosper | 4 | 3 | 27 | 5 | 0 | 14 |
| Masen Wake | 3 | 3 | 9 | 17 | 0 | 10 |
| Isaac Rex | 2 | 2 | 23 | 9 | 0 | 16 |
| Lopini Katoa | 2 | 2 | 21 | 17 | 0 | 12 |
| Puka Nacua | 1 | 1 | 22 | 24 | 0 | 22 |
| Keanu Hill | 3 | 1 | 21 | 21 | 1 | 21 |
| Terence Fall | 1 | 1 | 19 | 7 | 0 | 19 |
| Miles Davis | 1 | 1 | 11 | 15 | 0 | 11 |
| Christopher Brooks | 2 | 1 | 2 | 2 | 0 | 2 |
| Jacob Boren | 1 | 0 | 0 | 0 | 0 | 0 |
| **Totals:** | **31** | **25** | **261** | **195** | **2** | **22** |

| PUNTING | No. | Yds | Avg | Long | In20 | TB |
|---|---|---|---|---|---|---|
| Ryan Rehkow | 2 | 72 | 36.0 | 37 | 2 | 0 |
| **Totals:** | **2** | **72** | **36.0** | **37** | **2** | **0** |

| RETURNS | Punt | | | Kickoff | | | Intercept | | |
|---|---|---|---|---|---|---|---|---|---|
| | No | Yds | Lg | No | Yds | Lg | No | Yds | Lg |
| Talmage Gunther | 1 | 7 | 7 | 1 | 19 | 19 | 0 | 0 | 0 |
| Max Tooley | 0 | 0 | 0 | 0 | 0 | 0 | 1 | 0 | 0 |
| **Totals:** | **1** | **7** | **7** | **1** | **19** | **19** | **1** | **0** | **0** |

| FIELD GOALS | Qtr | Time | Dist | Result |
|---|---|---|---|---|
| Jacob Oldroyd | 2nd | 02:11 | 39 | GOOD |
| Jacob Oldroyd | 4th | 10:29 | 37 | GOOD |

| KICKOFFS | No. | Yards | Avg | TB | OB |
|---|---|---|---|---|---|
| Jacob Oldroyd | 9 | 502 | 55.8 | 0 | 0 |

| ALL-PURPOSE | Rush | Rcv | KR | PR | IR | Total |
|---|---|---|---|---|---|---|
| Christopher Brooks | 135 | 2 | 0 | 0 | 0 | 137 |
| Puka Nacua | 76 | 22 | 0 | 0 | 0 | 98 |
| Lopini Katoa | 55 | 21 | 0 | 0 | 0 | 76 |
| Chase Roberts | 0 | 41 | 0 | 0 | 0 | 41 |

FUMBLES
BYU - Jaren Hall 1-0
South Fla. - TEAM 1-0

### SOUTH FLA.

| RUSHING | No. | Gain | Loss | Net | TD | Lg | Avg |
|---|---|---|---|---|---|---|---|
| Jaren Mangham | 10 | 39 | 0 | 39 | 1 | 11 | 3.9 |
| Gerry Bohanon | 4 | 28 | 0 | 28 | 0 | 13 | 7.0 |
| Michel Dukes | 5 | 23 | 0 | 23 | 0 | 9 | 4.6 |
| Brian Battie | 3 | 14 | 0 | 14 | 1 | 9 | 4.7 |
| Jimmy Horn Jr. | 1 | 12 | 0 | 12 | 0 | 12 | 12.0 |
| Mychael Hamilton | 3 | 5 | 0 | 5 | 0 | 2 | 1.7 |
| **Totals:** | **26** | **121** | **0** | **121** | **2** | **13** | **4.7** |

| PASSING | C-A-I | Yds | TD | Long | Sack |
|---|---|---|---|---|---|
| Gerry Bohanon | 17-30-1 | 172 | 0 | 50 | 1 |
| **Totals:** | **17-30-1** | **172** | **0** | **50** | **1** |

| RECEIVING | TAR | No. | Yards | YAC | TD | Long |
|---|---|---|---|---|---|---|
| Xavier Weaver | 8 | 5 | 113 | 53 | 0 | 50 |
| Jaren Mangham | 5 | 3 | 14 | 10 | 0 | 10 |
| Gunnar Greenwald | 2 | 2 | 12 | 4 | 0 | 7 |
| Jimmy Horn Jr. | 5 | 2 | 10 | 6 | 0 | 13 |
| Brian Battie | 3 | 2 | 10 | 11 | 0 | 5 |
| Ajou Ajou | 2 | 2 | 9 | 2 | 0 | 5 |
| Holden Willis | 1 | 1 | 4 | 0 | 0 | 4 |
| Khafre Brown | 2 | 0 | 0 | 0 | 0 | 0 |
| Michel Dukes | 1 | 0 | 0 | 0 | 0 | 0 |
| Omarion Dollison | 1 | 0 | 0 | 0 | 0 | 0 |
| **Totals:** | **30** | **17** | **172** | **86** | **0** | **50** |

| PUNTING | No. | Yds | Avg | Long | In20 | TB |
|---|---|---|---|---|---|---|
| Andrew Stokes | 4 | 164 | 41.0 | 52 | 1 | 0 |
| **Totals:** | **4** | **164** | **41.0** | **52** | **1** | **0** |

| RETURNS | Punt | | | Kickoff | | | Intercept | | |
|---|---|---|---|---|---|---|---|---|---|
| | No | Yds | Lg | No | Yds | Lg | No | Yds | Lg |
| Brian Battie | 0 | 0 | 0 | 7 | 150 | 38 | 0 | 0 | 0 |
| Jimmy Horn Jr. | 0 | 0 | 0 | 1 | 89 | 89 | 0 | 0 | 0 |
| Mekhi LaPointe | 0 | 0 | 0 | 0 | 0 | 0 | 1 | 12 | 12 |
| **Totals:** | **0** | **0** | **0** | **8** | **239** | **89** | **1** | **12** | **12** |

| FIELD GOALS | Qtr | Time | Dist | Result |
|---|---|---|---|---|

| KICKOFFS | No. | Yards | Avg | TB | OB |
|---|---|---|---|---|---|
| Spencer Shrader | 5 | 334 | 66.8 | 3 | 0 |

| ALL-PURPOSE | Rush | Rcv | KR | PR | IR | Total |
|---|---|---|---|---|---|---|
| Brian Battie | 14 | 10 | 150 | 0 | 0 | 174 |
| Xavier Weaver | 0 | 113 | 0 | 0 | 0 | 113 |
| Jimmy Horn Jr. | 12 | 10 | 89 | 0 | 0 | 111 |
| Jaren Mangham | 39 | 14 | 0 | 0 | 0 | 53 |

### BYU

| # | Name | Solo | Ast | Total | Sacks-Yds | TFL-Yds | FF | FR-Yds | Int-Yds | BrUp | Blks | QBH |
|---|---|---|---|---|---|---|---|---|---|---|---|---|
| 20 | Jacob Boren | 4 | 2 | 6 | 1.0-0 | 1.0-0 | 0 | 0-0 | 0-0 | 0 | 0 | 0 |
| 31 | Max Tooley | 4 | 1 | 5 | 0.0-0 | 0.0-0 | 0 | 0-0 | 1-0 | 0 | 0 | 0 |
| 49 | Payton Wilgar | 3 | 2 | 5 | 0.0-0 | 0.0-0 | 0 | 0-0 | 0-0 | 0 | 0 | 0 |
| 2 | Ben Bywater | 2 | 3 | 5 | 0.0-0 | 0.0-0 | 0 | 0-0 | 0-0 | 1 | 0 | 0 |
| 0 | Jakob Robinson | 4 | 0 | 4 | 0.0-0 | 0.0-0 | 0 | 0-0 | 0-0 | 0 | 0 | 0 |
| 11 | Gabe Jeudy-Lally | 4 | 0 | 4 | 0.0-0 | 0.0-0 | 0 | 0-0 | 0-0 | 0 | 0 | 0 |
| 95 | Caden Haws | 1 | 2 | 3 | 0.0-0 | 0.5-1 | 0 | 0-0 | 0-0 | 0 | 0 | 0 |
| 22 | Ammon Hannemann | 1 | 2 | 3 | 0.0-0 | 0.0-0 | 0 | 0-0 | 0-0 | 0 | 0 | 0 |
| 27 | Tavita Gagnier | 1 | 2 | 3 | 0.0-0 | 0.0-0 | 0 | 0-0 | 0-0 | 1 | 0 | 0 |
| 41 | Keenan Pili | 0 | 3 | 3 | 0.0-0 | 0.5-2 | 0 | 0-0 | 0-0 | 0 | 0 | 0 |
| 12 | Malik Moore | 1 | 1 | 2 | 0.0-0 | 0.0-0 | 0 | 0-0 | 0-0 | 0 | 0 | 0 |
| 5 | D'Angelo Mandell | 1 | 1 | 2 | 0.0-0 | 0.0-0 | 0 | 0-0 | 0-0 | 0 | 0 | 0 |
| 53 | Fisher Jackson | 1 | 1 | 2 | 0.0-0 | 0.0-0 | 0 | 0-0 | 0-0 | 0 | 0 | 0 |
| 34 | Josh Wilson | 1 | 1 | 2 | 0.0-0 | 0.0-0 | 0 | 0-0 | 0-0 | 0 | 0 | 0 |
| 10 | Morgan Pyper | 0 | 2 | 2 | 0.0-0 | 0.0-0 | 0 | 0-0 | 0-0 | 0 | 0 | 0 |
| 92 | Tyler Batty | 1 | 0 | 1 | 0.0-0 | 0.0-0 | 0 | 0-0 | 0-0 | 0 | 0 | 0 |
| 94 | John Nelson | 1 | 0 | 1 | 0.0-0 | 0.0-0 | 0 | 0-0 | 0-0 | 0 | 0 | 0 |
| 91 | Earl Tuioti-Mariner | 1 | 0 | 1 | 0.0-0 | 0.0-0 | 0 | 0-0 | 0-0 | 0 | 0 | 0 |
| 13 | Masen Wake | 1 | 0 | 1 | 0.0-0 | 0.0-0 | 0 | 0-0 | 0-0 | 0 | 0 | 0 |
| 93 | Blake Mangelson | 1 | 0 | 1 | 0.0-0 | 0.0-0 | 0 | 0-0 | 0-0 | 0 | 0 | 0 |
| 51 | Alden Tofa | 1 | 0 | 1 | 0.0-0 | 0.0-0 | 0 | 0-0 | 0-0 | 0 | 0 | 0 |
| 98 | Gabe Summers | 0 | 1 | 1 | 0.0-0 | 0.0-0 | 0 | 0-0 | 0-0 | 0 | 0 | 0 |
| 26 | Ethan Slade | 0 | 1 | 1 | 0.0-0 | 0.0-0 | 0 | 0-0 | 0-0 | 0 | 0 | 0 |
| 18 | Kaleb Hayes | 0 | 1 | 1 | 0.0-0 | 0.0-0 | 0 | 0-0 | 0-0 | 0 | 0 | 0 |
| 13 | Jackson Kaufusi | 0 | 1 | 1 | 0.0-0 | 0.0-0 | 0 | 0-0 | 0-0 | 0 | 0 | 0 |
| 57 | Josh Larsen | 0 | 1 | 1 | 0.0-0 | 0.0-0 | 0 | 0-0 | 0-0 | 0 | 0 | 0 |
| | **Totals** | **34** | **28** | **62** | **1.0-0** | **2.0-3** | **0** | **0-0** | **1-0** | **2** | **0** | **0** |

### SOUTH FLA.

| # | Name | Solo | Ast | Total | Sacks-Yds | TFL-Yds | FF | FR-Yds | Int-Yds | BrUp | Blks | QBH |
|---|---|---|---|---|---|---|---|---|---|---|---|---|
| 22 | Mekhi LaPointe | 8 | 2 | 10 | 0.0-0 | 0.0-0 | 0 | 0-0 | 1-12 | 0 | 0 | 0 |
| 11 | Dwayne Boyles | 6 | 2 | 8 | 0.0-0 | 2.0-2 | 0 | 0-0 | 0-0 | 0 | 0 | 1 |
| 2 | TJ Robinson | 4 | 1 | 5 | 0.0-0 | 0.0-0 | 0 | 0-0 | 0-0 | 0 | 0 | 0 |
| 8 | DJ Gordon IV | 3 | 2 | 5 | 0.0-0 | 0.0-0 | 0 | 0-0 | 0-0 | 0 | 0 | 0 |
| 15 | Jayden Curry | 3 | 2 | 5 | 0.0-0 | 0.0-0 | 0 | 0-0 | 0-0 | 0 | 0 | 0 |
| 13 | Tramel Logan | 4 | 0 | 4 | 0.0-0 | 2.0-8 | 0 | 0-0 | 0-0 | 1 | 0 | 0 |
| 0 | Daquan Evans | 2 | 2 | 4 | 0.0-0 | 0.0-0 | 0 | 0-0 | 0-0 | 0 | 0 | 0 |
| 90 | Rashad Cheney Jr. | 2 | 1 | 3 | 0.0-0 | 0.0-0 | 0 | 0-0 | 0-0 | 0 | 0 | 0 |
| 5 | Antonio Grier | 1 | 2 | 3 | 0.0-0 | 0.0-0 | 0 | 0-0 | 0-0 | 0 | 0 | 0 |
| 28 | Jatorian Hansford | 2 | 0 | 2 | 1.0-1 | 1.0-1 | 1 | 0-0 | 0-0 | 0 | 0 | 0 |
| 4 | Christian Williams | 2 | 0 | 2 | 0.0-0 | 0.0-0 | 0 | 0-0 | 0-0 | 0 | 0 | 0 |
| 9 | Aamaris Brown | 2 | 0 | 2 | 0.0-0 | 0.0-0 | 0 | 0-0 | 0-0 | 1 | 0 | 0 |
| 33 | Timarcus Simpson | 2 | 0 | 2 | 0.0-0 | 0.0-0 | 0 | 0-0 | 0-0 | 0 | 0 | 0 |
| 1 | Matthew Hill | 1 | 1 | 2 | 0.0-0 | 0.0-0 | 0 | 0-0 | 0-0 | 0 | 0 | 0 |
| 7 | Will Jones II | 1 | 1 | 2 | 0.0-0 | 1.0-4 | 0 | 0-0 | 0-0 | 0 | 0 | 0 |
| | TEAM | 1 | 0 | 1 | 0.0-0 | 0.0-0 | 0 | 0-0 | 0-0 | 0 | 0 | 0 |
| 40 | Jason Vaughn | 1 | 0 | 1 | 0.0-0 | 1.0-4 | 0 | 0-0 | 0-0 | 0 | 0 | 0 |
| 23 | Davon Hicks | 1 | 0 | 1 | 0.0-0 | 0.0-0 | 0 | 0-0 | 0-0 | 0 | 0 | 0 |
| 16 | Eddie Kelly | 1 | 0 | 1 | 0.0-0 | 0.0-0 | 0 | 0-0 | 0-0 | 0 | 0 | 0 |
| 99 | Clyde Pinder | 0 | 1 | 1 | 0.0-0 | 0.0-0 | 0 | 0-0 | 0-0 | 0 | 0 | 0 |
| 34 | Joshua Green | 0 | 1 | 1 | 0.0-0 | 0.0-0 | 0 | 0-0 | 0-0 | 0 | 0 | 0 |
| | **Totals** | **47** | **18** | **65** | **1.0-1** | **7.0-19** | **1** | **0-0** | **1-12** | **2** | **0** | **1** |

# GAME 2: USF 42, HOWARD 20

## RAYMOND JAMES STADIUM • TAMPA, FLA.

## SEPT. 10, 2022 • 7:00 P.M. • ESPN+

**TAMPA, FLA., –** USF posted its first win of the 2022 campaign using a dominating rushing performance alongside three turnovers from the defense to post a 42-20 victory over Howard at Raymond James Stadium. The Bulls logged six rushing touchdowns, their most in a game since 2003, and 205 yards on the ground in a strong performance from the offensive line and several running backs, four of whom scored touchdowns.

Brian Battie led the offense with 105 rushing yards, logging his third career 100-yd rushing game on just seven carries (15 ypc) and a career long 60-yard touchdown. Jaren Mangham logged 28 rushing yards with two touchdowns, posting his 17th and 18th USF career rushing touchdown to tie for eighth all-time. Junior Clemson transfer Michel Dukes logged his first USF career touchdowns, one in the second quarter and another on a 28-yard run in the third.

The defense forced three turnovers, equaling their most posted in a game in the 2021 season. Safety Jayden Curry posted an interception and a fumble recovery.

Howard started off strong, getting an interception on the Bulls' opening possession. The Bison then marched 80 yards on their second possession for the game's opening score.

The Bulls forced fumbles on the Bison's next two possessions. Defensive end Jatorian Hansford forced his first career fumble, recovered by Curry on the USF40. The Bulls took advantage going 63-yards and scoring on a Mangham two-yard plunge to tie the game, 7-7. On the next Bison possession, safety T-Mac Simpson forced his first career fumble, which was recovered by Rashawn Yates at the USF 41. Gerry Bohanon drove the Bulls 59 yards, sealing the deal with a handoff to Dukes for a 7-yard touchdown.

Howard was able to create a touchdown drive at the end of the third quarter to make the score 21-14, but the Bulls scored three unanswered touchdowns to make the final score 42-20 after drives of 61, 69 and 54 yards. The Bulls scored touchdowns on six of seven possessions around halftime to seal the win.

■ The Bulls rushed for 205 yards, 150 of which came in the second half

■ The USF defense collected three turnovers in the game, equaling the team's most posted in the 2021 season (done three times)

■ USF logged 6 rushing touchdowns, the most in a game since posting 6 vs. Charleston Southern in 2003.

**Quotable:**

"What stands out the most about this game is the way our guys responded in the second half...an opportunity for us to learn a lot about this year's team and how they were going to respond." **- Jeff Scott**

SCORE BY QUARTERS

| Team | 1st | 2nd | 3rd | 4th | Total |
|---|---|---|---|---|---|
| Howard | 7 | 0 | 7 | 6 | **20** |
| South Fla. | 0 | 14 | 14 | 14 | **42** |

SCORING SUMMARY

| Qtr | Time | Scoring Play | V-H |
|---|---|---|---|
| 1st | 04:41 | HOW - #3 K.Hawthorne 18 yd rush (#37 A.Bickerton kick), 10-80, 05:20 | 7-0 |
| 2nd | 11:16 | USF - #0 J.Mangham 2 yd rush (#32 S.Shrader kick), 11-60, 03:36 | 7-7 |
| 2nd | 02:10 | USF - #2 M.Dukes 7 yd rush (#32 S.Shrader kick), 5-59, 01:39 | 7-14 |
| 3rd | 07:14 | USF - #0 J.Mangham 1 yd rush (#32 S.Shrader kick), 4-25, 01:43 | 7-21 |
| 3rd | 02:37 | HOW - #2 J.Hunter 28 yd rush (#37 A.Bickerton kick), 9-75, 04:37 | 14-21 |
| 3rd | 00:33 | USF - #2 M.Dukes 28 yd rush (#32 S.Shrader kick), 5-61, 01:56 | 14-28 |
| 4th | 11:37 | USF - #21 B.Battie 60 yd rush (#32 S.Shrader kick), 2-69, 00:33 | 14-35 |
| 4th | 08:05 | USF - #22 K.Powell 1 yd rush (#32 S.Shrader kick), 4-54, 01:36 | 14-42 |
| 4th | 04:24 | HOW - #27 I.Wheeler 3 yd rush (#4 R.Ilarraza pass from #1 Q.Williams failed), 7-75, 03:41 | 20-42 |

### HOWARD

| RUSHING | No. | Gain | Loss | Net | TD | Lg | Avg |
|---|---|---|---|---|---|---|---|
| Jarett Hunter | 12 | 82 | 1 | 81 | 1 | 28 | 6.8 |
| Ian Wheeler | 10 | 73 | 3 | 70 | 1 | 24 | 7.0 |
| Kasey Hawthorne | 5 | 25 | 0 | 25 | 1 | 18 | 5.0 |
| Quinton Williams | 9 | 31 | 17 | 14 | 0 | 8 | 1.6 |
| Eden James | 3 | 3 | 9 | -6 | 0 | 3 | -2.0 |
| Antoine Murray | 1 | 5 | 21 | -16 | 0 | 5 | -16.0 |
| **Totals:** | **40** | **219** | **51** | **168** | **3** | **28** | **4.2** |

| PASSING | C-A-I | Yds | TD | Long | Sack |
|---|---|---|---|---|---|
| Quinton Williams | 28-37-1 | 250 | 0 | 22 | 3 |
| **Totals:** | **28-37-1** | **250** | **0** | **22** | **3** |

| RECEIVING | TAR | No. | Yards | YAC | TD | Long |
|---|---|---|---|---|---|---|
| Antoine Murray | 7 | 5 | 50 | 24 | 0 | 16 |
| Richie Ilarraza | 7 | 5 | 45 | 14 | 0 | 21 |
| Ian Wheeler | 5 | 5 | 45 | 35 | 0 | 17 |
| Jarett Hunter | 4 | 4 | 31 | 29 | 0 | 20 |
| Matthew McDonald | 6 | 3 | 42 | 26 | 0 | 22 |
| Kasey Hawthorne | 4 | 3 | 13 | 11 | 0 | 6 |
| Breylin Smith | 1 | 1 | 15 | 2 | 0 | 15 |
| Christian Carter | 1 | 1 | 10 | 10 | 0 | 10 |
| Nah'Shawn Hezekiah | 2 | 1 | -1 | 1 | 0 | 0 |
| **Totals:** | **37** | **28** | **250** | **152** | **0** | **22** |

| PUNTING | No. | Yds | Avg | Long | In20 | TB |
|---|---|---|---|---|---|---|
| Phillip Richards | 3 | 117 | 39.0 | 50 | 2 | 0 |
| **Totals:** | **3** | **117** | **39.0** | **50** | **2** | **0** |

| RETURNS | Punt | | | Kickoff | | | Intercept | | |
|---|---|---|---|---|---|---|---|---|---|
| | No | Yds | Lg | No | Yds | Lg | No | Yds | Lg |
| Robert Jones III | 0 | 0 | 0 | 0 | 0 | 0 | 1 | 2 | 2 |
| **Totals:** | **0** | **0** | **0** | **0** | **0** | **0** | **1** | **2** | **2** |

| FIELD GOALS | Qtr | Time | Dist | Result |
|---|---|---|---|---|
| Aaron Bickerton | 2nd | 00:39 | 50 | MISSED |

| KICKOFFS | No. | Yards | Avg | TB | OB |
|---|---|---|---|---|---|
| Aaron Bickerton | 4 | 212 | 53.0 | 0 | 0 |

| ALL-PURPOSE | Rush | Rcv | KR | PR | IR | Total |
|---|---|---|---|---|---|---|
| Ian Wheeler | 70 | 45 | 0 | 0 | 0 | 115 |
| Jarett Hunter | 81 | 31 | 0 | 0 | 0 | 112 |
| Richie Ilarraza | 0 | 45 | 0 | 0 | 0 | 45 |
| Matthew McDonald | 0 | 42 | 0 | 0 | 0 | 42 |

FUMBLES
Howard - Christian Carter 1-1,Antoine Murray 1-1
South Fla. - None

### SOUTH FLA.

| RUSHING | No. | Gain | Loss | Net | TD | Lg | Avg |
|---|---|---|---|---|---|---|---|
| Brian Battie | 7 | 105 | 0 | 105 | 1 | 60 | 15.0 |
| Michel Dukes | 3 | 35 | 1 | 34 | 2 | 28 | 11.3 |
| Jaren Mangham | 7 | 29 | 1 | 28 | 2 | 20 | 4.0 |
| Mychael Hamilton | 3 | 14 | 1 | 13 | 0 | 12 | 4.3 |
| Gerry Bohanon | 2 | 9 | 0 | 9 | 0 | 9 | 4.5 |
| Jason Albritton | 2 | 9 | 0 | 9 | 0 | 5 | 4.5 |
| Yasias Young | 1 | 4 | 0 | 4 | 0 | 4 | 4.0 |
| K'wan Powell | 2 | 3 | 0 | 3 | 1 | 2 | 1.5 |
| **Totals:** | **27** | **208** | **3** | **205** | **6** | **60** | **7.6** |

| PASSING | C-A-I | Yds | TD | Long | Sack |
|---|---|---|---|---|---|
| Gerry Bohanon | 17-28-1 | 219 | 0 | 39 | 0 |
| **Totals:** | **17-28-1** | **219** | **0** | **39** | **0** |

| RECEIVING | TAR | No. | Yards | YAC | TD | Long |
|---|---|---|---|---|---|---|
| Xavier Weaver | 13 | 7 | 57 | 10 | 0 | 12 |
| Jimmy Horn Jr. | 5 | 2 | 52 | 55 | 0 | 29 |
| Gunnar Greenwald | 2 | 2 | 25 | 7 | 0 | 16 |
| Omarion Dollison | 1 | 1 | 39 | 4 | 0 | 39 |
| Khafre Brown | 2 | 1 | 19 | 4 | 0 | 19 |
| Jaren Mangham | 1 | 1 | 10 | 6 | 0 | 10 |
| Sean Atkins | 1 | 1 | 8 | 2 | 0 | 8 |
| Chris Carter | 1 | 1 | 6 | 0 | 0 | 6 |
| Michel Dukes | 1 | 1 | 3 | 2 | 0 | 3 |
| **Totals:** | **27** | **17** | **219** | **90** | **0** | **39** |

| PUNTING | No. | Yds | Avg | Long | In20 | TB |
|---|---|---|---|---|---|---|
| Andrew Stokes | 3 | 125 | 41.7 | 52 | 0 | 1 |
| **Totals:** | **3** | **125** | **41.7** | **52** | **0** | **1** |

| RETURNS | Punt | | | Kickoff | | | Intercept | | |
|---|---|---|---|---|---|---|---|---|---|
| | No | Yds | Lg | No | Yds | Lg | No | Yds | Lg |
| Xavier Weaver | 1 | 8 | 8 | 0 | 0 | 0 | 0 | 0 | 0 |
| Sean Atkins | 1 | 6 | 6 | 0 | 0 | 0 | 0 | 0 | 0 |
| Jimmy Horn Jr. | 0 | 0 | 0 | 1 | 32 | 32 | 0 | 0 | 0 |
| Brian Battie | 0 | 0 | 0 | 2 | 20 | 20 | 0 | 0 | 0 |
| Michel Dukes | 0 | 0 | 0 | 1 | 31 | 31 | 0 | 0 | 0 |
| Jayden Curry | 0 | 0 | 0 | 0 | 0 | 0 | 1 | 0 | 0 |
| **Totals:** | **2** | **14** | **8** | **4** | **83** | **32** | **1** | **0** | **0** |

| FIELD GOALS | Qtr | Time | Dist | Result |
|---|---|---|---|---|
| Spencer Shrader | 1st | 01:41 | 54 | MISSED |

| KICKOFFS | No. | Yards | Avg | TB | OB |
|---|---|---|---|---|---|
| Spencer Shrader | 7 | 455 | 65.0 | 7 | 0 |

| ALL-PURPOSE | Rush | Rcv | KR | PR | IR | Total |
|---|---|---|---|---|---|---|
| Brian Battie | 105 | 0 | 20 | 0 | 0 | 125 |
| Jimmy Horn Jr. | 0 | 52 | 32 | 0 | 0 | 84 |
| Michel Dukes | 34 | 3 | 31 | 0 | 0 | 68 |
| Xavier Weaver | 0 | 57 | 0 | 8 | 0 | 65 |

| FULL GAME | HOW | USF |
|---|---|---|
| **FIRST DOWNS** | 24 | 20 |
| Rushing | 8 | 6 |
| Passing | 14 | 11 |
| Penalty | 2 | 3 |
| **NET YARDS RUSHING** | 168 | 205 |
| Rushing Attempts | 40 | 27 |
| Average Per Rush | 4.2 | 7.6 |
| Rushing Touchdowns | 3 | 6 |
| Yards Gained Rushing | 219 | 208 |
| Yards Lost Rushing | 51 | 3 |
| **NET YARDS PASSING** | 250 | 219 |
| Completions-Attempts-Int | 28-37-1 | 17-28-1 |
| Average Per Attempt | 6.8 | 7.8 |
| Average Per Completion | 8.9 | 12.9 |
| Passing Touchdowns | 0 | 0 |
| **TOTAL OFFENSE YARDS** | 418 | 424 |
| Total offense plays | 77 | 55 |
| Average Gain Per Play | 5.4 | 7.7 |
| Fumbles: Number-Lost | 2-2 | 0-0 |
| Penalties: Number-Yards | 5-43 | 3-40 |
| **PUNTS-YARDS** | 3-117 | 3-125 |
| Average Yards Per Punt | 39.0 | 41.7 |
| Net Yards Per Punt | 34.3 | 35 |
| Inside 20 | 2 | 0 |
| 50+ Yards | 1 | 1 |
| Touchbacks | 0 | 1 |
| Fair catch | 1 | 1 |
| **KICKOFF-YARDS** | 4-212 | 7-455 |
| Average Yards Per Kickoff | 53.0 | 65.0 |
| Net Yards Per Kickoff | 32.2 | 40 |
| Touchbacks | 0 | 7 |
| Fair Catch Yards | 0 | 0 |
| Punt returns: Number-Yards-TD | 0-0-0 | 2-14-0 |
| Average Per Return | 0.0 | 7.0 |
| Kickoff returns: Number-Yds-TD | 0-0-0 | 4-83-0 |
| Average Per Return | 0.0 | 20.8 |
| Interceptions: Number-Yds-TD | 1-2-0 | 1-0-0 |
| Fumble Returns: Number-Yds-TD | 0-0-0 | 0-0-0 |
| Miscellaneous Yards | 0 | 0 |
| Possession Time | 38:56 | 21:04 |
| 1st Quarter | 09:52 | 05:08 |
| 2nd Quarter | 09:06 | 05:54 |
| 3rd Quarter | 09:23 | 05:37 |
| 4th Quarter | 10:35 | 04:25 |
| Third-Down Conversions | 9-17 | 2-8 |
| Fourth-Down Conversions | 0-2 | 1-1 |
| Red-Zone Scores-Chances | 2-3 | 4-4 |
| Touchdowns | 2-3 | 4-4 |
| Field goals | 0-3 | 0-4 |
| Sacks By: Number-Yards | 0-0 | 3-17 |
| PAT Kicks | 2-2 | 6-6 |
| 2Pts Conversions | 0-1 | 0-0 |
| Field Goals | 0-1 | 0-1 |
| Points off Turnover | 0 | 21 |

### HOWARD

| # | Name | Solo | Ast | Total | Sacks-Yds | TFL-Yds | FF | FR-Yds | Int-Yds | BrUp | Blks | QBH |
|---|---|---|---|---|---|---|---|---|---|---|---|---|
| 0 | Kenny Gallop | 6 | 5 | 11 | 0.0-0 | 1.0-1 | 0 | 0-0 | 0-0 | 0 | 0 | 0 |
| 8 | Terrance Hollon | 5 | 2 | 7 | 0.0-0 | 0.0-0 | 0 | 0-0 | 0-0 | 0 | 0 | 0 |
| 1 | Robert Jones III | 4 | 0 | 4 | 0.0-0 | 1.0-1 | 0 | 0-0 | 1-2 | 2 | 0 | 1 |
| 28 | Christian Brown | 3 | 1 | 4 | 0.0-0 | 0.0-0 | 0 | 0-0 | 0-0 | 0 | 0 | 0 |
| 22 | Cameron Dyson | 3 | 0 | 3 | 0.0-0 | 1.0-1 | 0 | 0-0 | 0-0 | 0 | 0 | 0 |
| 3 | Darrian Brokenburr | 1 | 2 | 3 | 0.0-0 | 0.0-0 | 0 | 0-0 | 0-0 | 0 | 0 | 0 |
| 6 | Carson Hinton | 1 | 2 | 3 | 0.0-0 | 0.0-0 | 0 | 0-0 | 0-0 | 0 | 0 | 0 |
| 14 | Ian White | 2 | 0 | 2 | 0.0-0 | 0.0-0 | 0 | 0-0 | 0-0 | 0 | 0 | 0 |
| 44 | Jay Brandon Jones | 2 | 0 | 2 | 0.0-0 | 0.0-0 | 0 | 0-0 | 0-0 | 0 | 0 | 0 |
| 7 | Ray Williams | 2 | 0 | 2 | 0.0-0 | 0.0-0 | 0 | 0-0 | 0-0 | 0 | 0 | 0 |
| 46 | Bryce Miller | 1 | 1 | 2 | 0.0-0 | 0.0-0 | 0 | 0-0 | 0-0 | 0 | 0 | 0 |
| 96 | Jamel Stewart | 0 | 2 | 2 | 0.0-0 | 0.0-0 | 0 | 0-0 | 0-0 | 0 | 0 | 0 |
| 18 | CJ Wesley | 1 | 0 | 1 | 0.0-0 | 0.0-0 | 0 | 0-0 | 0-0 | 0 | 0 | 0 |
| 13 | Jabari Knighten | 1 | 0 | 1 | 0.0-0 | 0.0-0 | 0 | 0-0 | 0-0 | 0 | 0 | 0 |
| 12 | Xavier Robiou | 1 | 0 | 1 | 0.0-0 | 0.0-0 | 0 | 0-0 | 0-0 | 0 | 0 | 0 |
| 10 | Jevin Jackson | 1 | 0 | 1 | 0.0-0 | 0.0-0 | 0 | 0-0 | 0-0 | 0 | 0 | 0 |
| | TEAM | 1 | 0 | 1 | 0.0-0 | 0.0-0 | 0 | 0-0 | 0-0 | 0 | 0 | 0 |
| 91 | Noah Miles | 0 | 1 | 1 | 0.0-0 | 0.0-0 | 0 | 0-0 | 0-0 | 0 | 0 | 0 |
| 11 | Kedrick Green | 0 | 1 | 1 | 0.0-0 | 0.0-0 | 0 | 0-0 | 0-0 | 0 | 0 | 0 |
| 92 | Jason Seraphin | 0 | 1 | 1 | 0.0-0 | 0.0-0 | 0 | 0-0 | 0-0 | 0 | 0 | 0 |
| | **Totals** | **35** | **18** | **53** | **0.0-0** | **3.0-3** | **0** | **0-0** | **1-2** | **2** | **0** | **1** |

### SOUTH FLA.

| # | Name | Solo | Ast | Total | Sacks-Yds | TFL-Yds | FF | FR-Yds | Int-Yds | BrUp | Blks | QBH |
|---|---|---|---|---|---|---|---|---|---|---|---|---|
| 8 | DJ Gordon IV | 5 | 2 | 7 | 0.0-0 | 1.5-1 | 0 | 0-0 | 0-0 | 0 | 0 | 0 |
| 90 | Rashad Cheney Jr. | 2 | 4 | 6 | 0.0-0 | 0.5-1 | 0 | 0-0 | 0-0 | 0 | 0 | 0 |
| 13 | Tramel Logan | 3 | 2 | 5 | 0.0-0 | 0.0-0 | 0 | 0-0 | 0-0 | 0 | 0 | 0 |
| 2 | TJ Robinson | 3 | 2 | 5 | 0.0-0 | 0.5-1 | 0 | 0-0 | 0-0 | 0 | 0 | 0 |
| 15 | Jayden Curry | 3 | 2 | 5 | 0.0-0 | 0.0-0 | 0 | 1-0 | 1-0 | 0 | 0 | 0 |
| 21 | Jaelen Stokes | 3 | 2 | 5 | 1.0-5 | 1.0-5 | 0 | 0-0 | 0-0 | 0 | 0 | 0 |
| 22 | Mekhi LaPointe | 4 | 0 | 4 | 0.0-0 | 0.0-0 | 0 | 0-0 | 0-0 | 0 | 0 | 0 |
| 11 | Dwayne Boyles | 3 | 1 | 4 | 0.0-0 | 0.0-0 | 0 | 0-0 | 0-0 | 0 | 0 | 0 |
| 23 | Davon Hicks | 2 | 2 | 4 | 0.0-0 | 1.5-6 | 0 | 0-0 | 0-0 | 0 | 0 | 0 |
| 28 | Jatorian Hansford | 3 | 0 | 3 | 0.0-0 | 1.0-2 | 1 | 0-0 | 0-0 | 0 | 0 | 0 |
| 33 | Timarcus Simpson | 3 | 0 | 3 | 0.0-0 | 1.0-21 | 1 | 0-0 | 0-0 | 0 | 0 | 0 |
| 40 | Jason Vaughn | 2 | 1 | 3 | 0.0-0 | 0.0-0 | 0 | 0-0 | 0-0 | 0 | 0 | 0 |
| 9 | Aamaris Brown | 2 | 1 | 3 | 0.0-0 | 0.0-0 | 0 | 0-0 | 0-0 | 0 | 0 | 0 |
| 29 | Brian Norris | 2 | 1 | 3 | 0.0-0 | 0.0-0 | 0 | 0-0 | 0-0 | 0 | 0 | 0 |
| 17 | Jhalyn Shuler | 1 | 2 | 3 | 0.0-0 | 1.0-3 | 0 | 0-0 | 0-0 | 0 | 0 | 0 |
| 7 | Will Jones II | 2 | 0 | 2 | 0.0-0 | 0.0-0 | 0 | 0-0 | 0-0 | 0 | 0 | 0 |
| 99 | Darrien Grant | 1 | 1 | 2 | 0.0-0 | 0.0-0 | 0 | 0-0 | 0-0 | 0 | 0 | 0 |
| 34 | Joshua Green | 1 | 1 | 2 | 0.0-0 | 1.0-3 | 0 | 0-0 | 0-0 | 0 | 0 | 0 |
| 10 | Nick Bags | 0 | 2 | 2 | 0.0-0 | 0.0-0 | 0 | 0-0 | 0-0 | 0 | 0 | 0 |
| 6 | Rashawn Yates | 1 | 0 | 1 | 0.0-0 | 0.0-0 | 0 | 1-0 | 0-0 | 0 | 0 | 0 |
| 19 | Jonathan Ross | 1 | 0 | 1 | 1.0-7 | 1.0-7 | 0 | 0-0 | 0-0 | 0 | 0 | 0 |
| 94 | Keeon Terrell | 1 | 0 | 1 | 1.0-5 | 1.0-5 | 0 | 0-0 | 0-0 | 0 | 0 | 0 |
| 16 | Eddie Kelly | 0 | 1 | 1 | 0.0-0 | 0.0-0 | 0 | 0-0 | 0-0 | 1 | 0 | 0 |
| 24 | Mac Harris | 0 | 1 | 1 | 0.0-0 | 0.0-0 | 0 | 0-0 | 0-0 | 0 | 0 | 0 |
| | **Totals** | **48** | **28** | **76** | **3.0-17** | **11.0-55** | **2** | **2-0** | **1-0** | **1** | **0** | **0** |

# GAME 3: #18 FLORIDA 31, USF 28

## BEN HILL GRIFFIN STADIUM • GAINESVILLE, FLA.

## SEPT. 17, 2022 • 7:30 P.M. • SEC NETWORK

**GAINESVILLE, FLA. –** USF (1-2) gave No. 18 Florida (2-1) all it wanted in a wild game the Gators held on to win, 31-28, before 88,496 fans at Ben Hill Griffin Stadium in Gainesville on a beautiful Saturday night. The third-largest crowd USF has ever played in front of nearly witnessed one of the biggest wins in program history as the Bulls ran for 286 yards, totaled 402 yards of offense and kept Gator quarterback Anthony Richardson in check in a game that wasn't decided until a missed 49-yard field goal attempt with 23 seconds to play.

The Bulls outscored the Gators 15-7 in the second half, outgained the Gators 402-329 and held a 28-24 lead with 11:14 to play, but a couple miscues and a late Florida touchdown drive prevented the upset. Running back Brian Battie ran for a career-high 150 yards and a touchdown and quarterback Gerry Bohanon added 102 and a touchdown on the ground as USF's offensive line helped the Bulls to 216 rushing yards in the first half after the Gators had given up a total of 22 first half rushing yards against their first two opponents.

Linebacker Dwayne Boyles and cornerback Aamaris Brown got big interceptions for a USF defense that forced the Gators into two turnovers and two three-and-outs in their first four possessions of the second half.

Leading 24-13 at the half, Florida took the opening kickoff of the second half and moved to midfield before Boyles picked Richardson off and returned it 37 yards to the UF18. The Bulls moved the ball on three runs, scoring on a 6-yard Bohanon dart up the middle. USF went for two on the point after and converted on a trick play with Sean Atkins hitting Xavier Weaver in the back of the endzone to cut the UF lead to 24-21.

The Bulls converted their second crucial 4th and 1 of the game, with Bohanon making a two-yard carry, and then drove to the UF1 where Michel Dukes finished an 11-play, 51-yard drive with a 1-yard dive to the right pylon to give the Bulls a 28-24 lead with 11:14 to play.

Florida drove 70 yards to the USF5 before Brown stepped in front of a Richardson pass to the corner and picked it off for a touchback. On a third-and-11, Bohanon was pressured and forced a late pass that was intercepted by Tre'Vez Johnson at the USF 28. The Gators capitalized with Trevor Etienne running the ball four times and scoring on a three-yard plunge for a 31-28 lead with 5:00 to play.

The Bulls moved the ball to the UF19 and had 2nd-and-6 when the shotgun snap went array and the Bulls fell on it at the UF33. Facing 4th-and-18, the Bulls sent Spencer Shrader out to attempt a 49-yard tying field goal with 23 seconds to play, but the kick went wide right and the Gators celebrated.

Attendance: 88496

| FULL GAME | USF | UFL |
|---|---|---|
| **FIRST DOWNS** | 23 | 17 |
| Rushing | 17 | 10 |
| Passing | 6 | 3 |
| Penalty | 0 | 4 |
| **NET YARDS RUSHING** | 286 | 217 |
| Rushing Attempts | 46 | 30 |
| Average Per Rush | 6.2 | 7.2 |
| Rushing Touchdowns | 3 | 3 |
| Yards Gained Rushing | 305 | 227 |
| Yards Lost Rushing | 19 | 10 |
| **NET YARDS PASSING** | 116 | 112 |
| Completions-Attempts-Int | 12-28-2 | 10-18-2 |
| Average Per Attempt | 4.1 | 6.2 |
| Average Per Completion | 9.7 | 11.2 |
| Passing Touchdowns | 0 | 0 |
| **TOTAL OFFENSE YARDS** | 402 | 329 |
| Total offense plays | 74 | 48 |
| Average Gain Per Play | 5.4 | 6.9 |
| Fumbles: Number-Lost | 2-1 | 0-0 |
| Penalties: Number-Yards | 9-73 | 6-48 |
| **PUNTS-YARDS** | 1-32 | 2-86 |
| Average Yards Per Punt | 32.0 | 43.0 |
| Net Yards Per Punt | 32 | 33 |
| Inside 20 | 1 | 0 |
| 50+ Yards | 0 | 1 |
| Touchbacks | 0 | 0 |
| Fair catch | 0 | 0 |
| **KICKOFF-YARDS** | 6-390 | 6-388 |
| Average Yards Per Kickoff | 65.0 | 64.7 |
| Net Yards Per Kickoff | 40 | 40.8 |
| Touchbacks | 6 | 2 |
| Fair Catch Yards | 0 | 0 |
| Punt returns: Number-Yards-TD | 1-20-0 | 0-0-0 |
| Average Per Return | 20.0 | 0.0 |
| Kickoff returns: Number-Yds-TD | 4-93-0 | 0-0-0 |
| Average Per Return | 23.2 | 0.0 |
| Interceptions: Number-Yds-TD | 2-37-0 | 2-39-1 |
| Fumble Returns: Number-Yds-TD | 0-0-0 | 0-0-0 |
| Miscellaneous Yards | 0 | 0 |
| Possession Time | 36:19 | 23:41 |
| 1st Quarter | 09:55 | 05:05 |
| 2nd Quarter | 08:39 | 06:21 |
| 3rd Quarter | 08:18 | 06:42 |
| 4th Quarter | 09:27 | 05:33 |
| Third-Down Conversions | 8-15 | 3-8 |
| Fourth-Down Conversions | 2-2 | 0-0 |
| Red-Zone Scores-Chances | 4-5 | 3-4 |
| Touchdowns | 3-5 | 2-4 |
| Field goals | 1-5 | 1-4 |
| Sacks By: Number-Yards | 1-4 | 0-0 |
| PAT Kicks | 2-2 | 4-4 |
| 2Pts Conversions | 1-1 | 0-0 |
| Field Goals | 2-3 | 1-1 |
| Points off Turnover | 8 | 17 |

SCORE BY QUARTERS

| Team | 1st | 2nd | 3rd | 4th | Total |
|---|---|---|---|---|---|
| South Fla. | 7 | 6 | 8 | 7 | 28 |
| Florida | 3 | 21 | 0 | 7 | 31 |

SCORING SUMMARY

| Qtr | Time | Scoring Play |
|---|---|---|
| 1st | 08:12 | UFL - #49 A.Mihalek 31 yd FG, 8-45, 03:44 |
| 1st | 01:21 | USF - #21 B.Battie 10 yd rush (#32 S.Shrader kick), 12-81, 06:46 |
| 2nd | 14:49 | UFL - #2 M.Johnson Jr. 62 yd rush (#49 A.Mihalek kick), 3-75, 01:32 |
| 2nd | 10:45 | USF - #32 S.Shrader 22 yd FG, 9-70, 04:04 |
| 2nd | 04:45 | UFL - #5 N.Wright 7 yd rush (#49 A.Mihalek kick), 12-88, 06:00 |
| 2nd | 03:10 | UFL - #8 J.Kimber 39 yd interception return (#49 A.Mihalek kick), 01:29 |
| 2nd | 00:10 | USF - #32 S.Shrader 49 yd FG, 12-43, 03:00 |
| 3rd | 10:27 | USF - #11 G.Bohanon 6 yd rush (#10 X.Weaver pass from #38 S.Atkins), 4-18, 01:34 |
| 4th | 11:14 | USF - #2 M.Dukes 1 yd rush (#32 S.Shrader kick), 11-51, 06:21 |
| 4th | 05:05 | UFL - #7 T.Etienne 3 yd rush (#49 A.Mihalek kick), 4-28, 01:46 |

### SOUTH FLA.

| RUSHING | No. | Gain | Loss | Net | TD | Lg | Avg |
|---|---|---|---|---|---|---|---|
| Brian Battie | 17 | 152 | 2 | 150 | 1 | 51 | 8.8 |
| Gerry Bohanon | 15 | 103 | 1 | 102 | 1 | 15 | 6.8 |
| Jaren Mangham | 5 | 34 | 1 | 33 | 0 | 23 | 6.6 |
| Michel Dukes | 7 | 13 | 1 | 12 | 1 | 5 | 1.7 |
| Sean Atkins | 1 | 3 | 0 | 3 | 0 | 3 | 3.0 |
| TEAM | 1 | 0 | 14 | -14 | 0 | 0 | -14.0 |
| **Totals:** | **46** | **305** | **19** | **286** | **3** | **51** | **6.2** |

| PASSING | C-A-I | Yds | TD | Long | Sack |
|---|---|---|---|---|---|
| Gerry Bohanon | 12-28-2 | 116 | 0 | 20 | 0 |
| **Totals:** | **12-28-2** | **116** | **0** | **20** | **0** |

| RECEIVING | TAR | No. | Yards | YAC | TD | Long |
|---|---|---|---|---|---|---|
| Xavier Weaver | 13 | 8 | 82 | 33 | 0 | 18 |
| Brian Battie | 4 | 2 | 7 | 15 | 0 | 4 |
| Khafre Brown | 4 | 1 | 20 | 14 | 0 | 20 |
| Omarion Dollison | 2 | 1 | 7 | 0 | 0 | 7 |
| Chris Carter | 1 | 0 | 0 | 0 | 0 | 0 |
| Holden Willis | 1 | 0 | 0 | 0 | 0 | 0 |
| Gunnar Greenwald | 2 | 0 | 0 | 0 | 0 | 0 |
| Jimmy Horn Jr. | 1 | 0 | 0 | 0 | 0 | 0 |
| **Totals:** | **28** | **12** | **116** | **62** | **0** | **20** |

| PUNTING | No. | Yds | Avg | Long | In20 | TB |
|---|---|---|---|---|---|---|
| Andrew Stokes | 1 | 32 | 32.0 | 32 | 1 | 0 |
| **Totals:** | **1** | **32** | **32.0** | **32** | **1** | **0** |

| RETURNS | Punt | | | Kickoff | | | Intercept | | |
|---|---|---|---|---|---|---|---|---|---|
| | No | Yds | Lg | No | Yds | Lg | No | Yds | Lg |
| Xavier Weaver | 1 | 20 | 20 | 0 | 0 | 0 | 0 | 0 | 0 |
| Brian Battie | 0 | 0 | 0 | 4 | 93 | 28 | 0 | 0 | 0 |
| Dwayne Boyles | 0 | 0 | 0 | 0 | 0 | 0 | 1 | 37 | 37 |
| Aamaris Brown | 0 | 0 | 0 | 0 | 0 | 0 | 1 | 0 | 0 |
| **Totals:** | **1** | **20** | **20** | **4** | **93** | **28** | **2** | **37** | **37** |

| FIELD GOALS | Qtr | Time | Dist | Result |
|---|---|---|---|---|
| Spencer Shrader | 2nd | 10:45 | 22 | GOOD |
| Spencer Shrader | 2nd | 00:10 | 49 | GOOD |
| Spencer Shrader | 4th | 00:23 | 49 | MISSED |

| KICKOFFS | No. | Yards | Avg | TB | OB |
|---|---|---|---|---|---|
| Spencer Shrader | 6 | 390 | 65.0 | 6 | 0 |

| ALL-PURPOSE | Rush | Rcv | KR | PR | IR | Total |
|---|---|---|---|---|---|---|
| Brian Battie | 150 | 7 | 93 | 0 | 0 | 250 |
| Gerry Bohanon | 102 | 0 | 0 | 0 | 0 | 102 |
| Xavier Weaver | 0 | 82 | 0 | 20 | 0 | 102 |
| Dwayne Boyles | 0 | 0 | 0 | 0 | 37 | 37 |

FUMBLES
South Fla. - Xavier Weaver 1-1,TEAM 1-0
Florida - None

### FLORIDA

| RUSHING | No. | Gain | Loss | Net | TD | Lg | Avg |
|---|---|---|---|---|---|---|---|
| Montrell Johnson Jr. | 6 | 105 | 2 | 103 | 1 | 62 | 17.2 |
| Trevor Etienne | 8 | 56 | 0 | 56 | 1 | 16 | 7.0 |
| Nay'Quan Wright | 6 | 37 | 0 | 37 | 1 | 8 | 6.2 |
| Anthony Richardson | 7 | 29 | 5 | 24 | 0 | 16 | 3.4 |
| TEAM | 3 | 0 | 3 | -3 | 0 | 0 | -1.0 |
| **Totals:** | **30** | **227** | **10** | **217** | **3** | **62** | **7.2** |

| PASSING | C-A-I | Yds | TD | Long | Sack |
|---|---|---|---|---|---|
| Anthony Richardson | 10-18-2 | 112 | 0 | 33 | 1 |
| **Totals:** | **10-18-2** | **112** | **0** | **33** | **1** |

| RECEIVING | TAR | No. | Yards | YAC | TD | Long |
|---|---|---|---|---|---|---|
| Keon Zipperer | 3 | 3 | 29 | 9 | 0 | 20 |
| Xzavier Henderson | 3 | 3 | 3 | 10 | 0 | 3 |
| Justin Shorter | 5 | 2 | 33 | 8 | 0 | 30 |
| Trent Whittemore | 2 | 1 | 33 | 5 | 0 | 33 |
| Ricky Pearsall | 3 | 1 | 14 | 1 | 0 | 14 |
| Dante Zanders | 1 | 0 | 0 | 0 | 0 | 0 |
| **Totals:** | **17** | **10** | **112** | **33** | **0** | **33** |

| PUNTING | No. | Yds | Avg | Long | In20 | TB |
|---|---|---|---|---|---|---|
| Jeremy Crawshaw | 2 | 86 | 43.0 | 54 | 0 | 0 |
| **Totals:** | **2** | **86** | **43.0** | **54** | **0** | **0** |

| RETURNS | Punt | | | Kickoff | | | Intercept | | |
|---|---|---|---|---|---|---|---|---|---|
| | No | Yds | Lg | No | Yds | Lg | No | Yds | Lg |
| Jalen Kimber | 0 | 0 | 0 | 0 | 0 | 0 | 1 | 39 | 39 |
| Tre'Vez Johnson | 0 | 0 | 0 | 0 | 0 | 0 | 1 | 0 | 0 |
| **Totals:** | **0** | **0** | **0** | **0** | **0** | **0** | **2** | **39** | **39** |

| FIELD GOALS | Qtr | Time | Dist | Result |
|---|---|---|---|---|
| Adam Mihalek | 1st | 08:12 | 31 | GOOD |

| KICKOFFS | No. | Yards | Avg | TB | OB |
|---|---|---|---|---|---|
| Adam Mihalek | 6 | 388 | 64.7 | 2 | 0 |

| ALL-PURPOSE | Rush | Rcv | KR | PR | IR | Total |
|---|---|---|---|---|---|---|
| Montrell Johnson Jr. | 103 | 0 | 0 | 0 | 0 | 103 |
| Trevor Etienne | 56 | 0 | 0 | 0 | 0 | 56 |
| Jalen Kimber | 0 | 0 | 0 | 0 | 39 | 39 |
| Nay'Quan Wright | 37 | 0 | 0 | 0 | 0 | 37 |

### SOUTH FLA.

| # | Name | Solo | Ast | Total | Sacks-Yds | TFL-Yds | FF | FR-Yds | Int-Yds | BrUp | Blks | QBH |
|---|---|---|---|---|---|---|---|---|---|---|---|---|
| 5 | Antonio Grier | 5 | 5 | 10 | 0.0-0 | 0.5-1 | 0 | 0-0 | 0-0 | 0 | 0 | 0 |
| 22 | Mekhi LaPointe | 4 | 3 | 7 | 1.0-4 | 2.0-7 | 0 | 0-0 | 0-0 | 0 | 0 | 0 |
| 2 | TJ Robinson | 3 | 2 | 5 | 0.0-0 | 0.0-0 | 0 | 0-0 | 0-0 | 0 | 0 | 1 |
| 33 | Timarcus Simpson | 2 | 2 | 4 | 0.0-0 | 0.0-0 | 0 | 0-0 | 0-0 | 0 | 0 | 0 |
| 11 | Dwayne Boyles | 2 | 2 | 4 | 0.0-0 | 0.0-0 | 0 | 0-0 | 1-37 | 0 | 0 | 0 |
| 9 | Aamaris Brown | 1 | 1 | 2 | 0.0-0 | 0.0-0 | 0 | 0-0 | 1-0 | 0 | 0 | 0 |
| 28 | Jatorian Hansford | 1 | 1 | 2 | 0.0-0 | 1.0-2 | 0 | 0-0 | 0-0 | 0 | 0 | 0 |
| 18 | Ray Thornton III | 1 | 1 | 2 | 0.0-0 | 0.0-0 | 0 | 0-0 | 0-0 | 0 | 0 | 0 |
| 16 | Eddie Kelly | 0 | 2 | 2 | 0.0-0 | 0.5-0 | 0 | 0-0 | 0-0 | 0 | 0 | 1 |
| 1 | Matthew Hill | 0 | 2 | 2 | 0.0-0 | 0.0-0 | 0 | 0-0 | 0-0 | 0 | 0 | 0 |
| 12 | Ben Knox | 1 | 0 | 1 | 0.0-0 | 0.0-0 | 0 | 0-0 | 0-0 | 0 | 0 | 0 |
| 15 | Jayden Curry | 0 | 1 | 1 | 0.0-0 | 0.0-0 | 0 | 0-0 | 0-0 | 0 | 0 | 0 |
| 6 | Rashawn Yates | 0 | 1 | 1 | 0.0-0 | 0.0-0 | 0 | 0-0 | 0-0 | 0 | 0 | 0 |
| 40 | Jason Vaughn | 0 | 1 | 1 | 0.0-0 | 0.0-0 | 0 | 0-0 | 0-0 | 0 | 0 | 0 |
| 99 | Darrien Grant | 0 | 1 | 1 | 0.0-0 | 0.0-0 | 0 | 0-0 | 0-0 | 0 | 0 | 0 |
| 13 | Tramel Logan | 0 | 1 | 1 | 0.0-0 | 0.0-0 | 0 | 0-0 | 0-0 | 0 | 0 | 0 |
| 19 | Jonathan Ross | 0 | 0 | 0 | 0.0-0 | 0.0-0 | 0 | 0-0 | 0-0 | 0 | 0 | 1 |
| | **Totals** | **20** | **26** | **46** | **1.0-4** | **4.0-10** | **0** | **0-0** | **2-37** | **0** | **0** | **3** |

### FLORIDA

| # | Name | Solo | Ast | Total | Sacks-Yds | TFL-Yds | FF | FR-Yds | Int-Yds | BrUp | Blks | QBH |
|---|---|---|---|---|---|---|---|---|---|---|---|---|
| 0 | Trey Dean III | 6 | 3 | 9 | 0.0-0 | 0.0-0 | 0 | 0-0 | 0-0 | 0 | 0 | 0 |
| 1 | Brenton Cox Jr. | 5 | 4 | 9 | 0.0-0 | 1.0-1 | 0 | 0-0 | 0-0 | 0 | 0 | 2 |
| 22 | Rashad Torrence II | 2 | 6 | 8 | 0.0-0 | 0.0-0 | 0 | 0-0 | 0-0 | 0 | 0 | 0 |
| 2 | Amari Burney | 3 | 2 | 5 | 0.0-0 | 0.0-0 | 0 | 0-0 | 0-0 | 1 | 0 | 0 |
| 17 | Scooby Williams | 1 | 3 | 4 | 0.0-0 | 0.0-0 | 0 | 0-0 | 0-0 | 0 | 0 | 0 |
| 33 | Princely Umanmielen | 1 | 3 | 4 | 0.0-0 | 1.0-1 | 0 | 0-0 | 0-0 | 0 | 0 | 0 |
| 10 | Miguel Mitchell | 3 | 0 | 3 | 0.0-0 | 0.0-0 | 0 | 0-0 | 0-0 | 0 | 0 | 0 |
| 3 | Jason Marshall Jr. | 3 | 0 | 3 | 0.0-0 | 0.0-0 | 0 | 0-0 | 0-0 | 0 | 0 | 0 |
| 16 | Tre'Vez Johnson | 2 | 1 | 3 | 0.0-0 | 0.0-0 | 0 | 0-0 | 1-0 | 0 | 0 | 0 |
| 21 | Desmond Watson | 2 | 1 | 3 | 0.0-0 | 1.0-2 | 0 | 0-0 | 0-0 | 0 | 0 | 0 |
| 12 | Justus Boone | 2 | 1 | 3 | 0.0-0 | 0.0-0 | 0 | 0-0 | 0-0 | 0 | 0 | 0 |
| 52 | Antwaun Powell-Ryland Jr. | 1 | 2 | 3 | 0.0-0 | 0.5-0 | 1 | 0-0 | 0-0 | 0 | 0 | 2 |
| 6 | Shemar James | 1 | 2 | 3 | 0.0-0 | 0.0-0 | 0 | 1-0 | 0-0 | 0 | 0 | 1 |
| 8 | Jalen Kimber | 1 | 2 | 3 | 0.0-0 | 0.0-0 | 0 | 0-0 | 1-39 | 1 | 0 | 0 |
| 7 | Chris McClellan | 0 | 3 | 3 | 0.0-0 | 0.0-0 | 0 | 0-0 | 0-0 | 0 | 0 | 0 |
| 11 | Jordan Young | 2 | 0 | 2 | 0.0-0 | 0.0-0 | 0 | 0-0 | 0-0 | 0 | 0 | 0 |
| 94 | Tyreak Sapp | 1 | 1 | 2 | 0.0-0 | 0.5-1 | 0 | 0-0 | 0-0 | 0 | 0 | 0 |
| 24 | Avery Helm | 1 | 1 | 2 | 0.0-0 | 0.0-0 | 0 | 0-0 | 0-0 | 0 | 0 | 0 |
| 28 | Devin Moore | 1 | 0 | 1 | 0.0-0 | 0.0-0 | 0 | 0-0 | 0-0 | 0 | 0 | 0 |
| 15 | Anthony Richardson | 1 | 0 | 1 | 0.0-0 | 0.0-0 | 0 | 0-0 | 0-0 | 0 | 0 | 0 |
| 27 | Jadarrius Perkins | 1 | 0 | 1 | 0.0-0 | 0.0-0 | 0 | 0-0 | 0-0 | 0 | 0 | 0 |
| 66 | Jaelin Humphries | 0 | 1 | 1 | 0.0-0 | 0.0-0 | 0 | 0-0 | 0-0 | 0 | 0 | 0 |
| | **Totals** | **40** | **36** | **76** | **0.0-0** | **4.0-5** | **1** | **1-0** | **2-39** | **2** | **0** | **5** |

# GAME 4: LOUISVILLE 41, USF 3

## CARDINAL STADIUM • LOUISVILLE, KY

## SEPT. 24, 2022 • 12:00 P.M. • ACC NETWORK

**LOUISVILLE, KY –** USF (1-3) finished off a tough non-conference slate with a 41-3 loss at Louisville (2-2) in Cardinals Stadium. Playing without its top four receivers with Xavier Weaver, Jimmy Horn Jr., Khafre Brown and Ajou Ajou all out with injury, the USF offense struggled to move the ball and Louisville took advantage. The Cardinals scored touchdowns on four straight possessions – three coming on touchdown runs from Malik Cunningham – to take a 28-0 lead to half time. Cunningham finished with 113 yards rushing and three touchdowns on nine carries and passed for 186 yards and a touchdown for Louisville. The Cardinals posted 542 yards of offense while holding the hamstrung USF offense to 158 yards and 48 yards rushing a week after the Bulls posted 286 yards on the ground at Florida. Louisville struck first scoring on its second possession, after punting on its first, as Cunningham got loose for a 40-yard run. They extended their lead to 14-0 on a 26-yard touchdown pass from Cunningham to Jaelin Carter on their next possession. Bulls quarterback Gerry Bohanon just missed on a long touchdown pass that went off a diving Dollison's hands in the endzone. Scott elected to go for it on 4th-and-4, and Bohanon hit Yusuf Terry for an 8-yard gain and a first down, but the Bulls fumbled and turned the ball over on the next play from scrimmage. Louisville took over on its own 32 and moved the ball 68 yards in nine plays, scoring on a 35-yard run by Cunningham to take a 21-0 lead with 10:53 left in the first half. USF went three-and-out on its next possession and Louisville drove 81 yards in five plays, scoring on an 8-yard touchdown run from Cunningham to give the Cardinals a 28-0 lead. The Bulls got a 37-yard field goal from Spencer Shrader in the second half and Louisville tacked on two field goals and a touchdown.

- LB DJ Gordon forced his second career fumble and first at USF. He led USF with nine tackles and three tackles for loss and added a forced fumble.
- LB Antonio Grier posted eight tackles on the day before leaving early in the second half with injury.
- S TJ Robinson posted a career-best eight tackles

### Quotable

"We've got to own it. It was a bad day, and that's what it was. If I felt that was who this team was, I'd be a lot more concerned than I am now. Really the challenge for our coaching staff and our players is who we're going to be. We're 0-0 in the conference."
**- Jeff Scott**

| Team | 1st | 2nd | 3rd | 4th | Total |
|---|---|---|---|---|---|
| South Fla. | 0 | 0 | 0 | 3 | 3 |
| Louisville | 14 | 14 | 3 | 10 | 41 |

SCORING SUMMARY

| Qtr | Time | Scoring Play | V-H |
|---|---|---|---|
| 1st | 07:05 | LOU - #3 M.Cunningham 40 yd rush (#32 J.Turner kick), 6-82, 02:24 | 0-7 |
| 1st | 03:39 | LOU - #88 J.Carter 26 yd pass from #3 M.Cunningham (#32 J.Turner kick), 5-66, 01:51 | 0-14 |
| 2nd | 10:53 | LOU - #3 M.Cunningham 35 yd rush (#32 J.Turner kick), 9-68, 02:44 | 0-21 |
| 2nd | 06:12 | LOU - #3 M.Cunningham 8 yd rush (#32 J.Turner kick), 8-81, 03:37 | 0-28 |
| 3rd | 08:53 | LOU - #32 J.Turner 29 yd FG, 11-39, 03:57 | 0-31 |
| 4th | 14:55 | USF - #32 S.Shrader 37 yd FG, 8-47, 03:10 | 3-31 |
| 4th | 12:22 | LOU - #7 T.Evans 3 yd rush (#32 J.Turner kick), 6-75, 02:33 | 3-38 |
| 4th | 02:35 | LOU - #32 J.Turner 25 yd FG, 10-59, 04:48 | 3-41 |

FULL GAME

**SOUTH FLA.**

| RUSHING | No. | Gain | Loss | Net | TD | Lg | Avg |
|---|---|---|---|---|---|---|---|
| K'wan Powell | 8 | 46 | 1 | 45 | 0 | 37 | 5.6 |
| Brian Battie | 9 | 30 | 4 | 26 | 0 | 14 | 2.9 |
| Michel Dukes | 3 | 11 | 0 | 11 | 0 | 7 | 3.7 |
| Mychael Hamilton | 3 | 5 | 0 | 5 | 0 | 3 | 1.7 |
| Jaren Mangham | 2 | 4 | 0 | 4 | 0 | 4 | 2.0 |
| Gerry Bohanon | 7 | 19 | 22 | -3 | 0 | 11 | -0.4 |
| Omarion Dollison | 1 | 0 | 5 | -5 | 0 | 0 | -5.0 |
| Katravis Marsh | 1 | 0 | 13 | -13 | 0 | 0 | -13.0 |
| Andrew Stokes | 1 | 0 | 22 | -22 | 0 | 0 | -22.0 |
| Totals: | 35 | 115 | 67 | 48 | 0 | 37 | 1.4 |

| PASSING | C-A-I | Yds | TD | Long | Sack |
|---|---|---|---|---|---|
| Gerry Bohanon | 9-17-2 | 62 | 0 | 18 | 2 |
| Katravis Marsh | 4-11-0 | 48 | 0 | 21 | 1 |
| Totals: | 13-28-2 | 110 | 0 | 21 | 3 |

| RECEIVING | TAR | No. | Yards | YAC | TD | Long |
|---|---|---|---|---|---|---|
| Yusuf Terry | 6 | 4 | 38 | 8 | 0 | 14 |
| Omarion Dollison | 7 | 4 | 31 | 27 | 0 | 18 |
| Sean Atkins | 4 | 2 | 35 | 14 | 0 | 21 |
| Garret Reynolds | 1 | 1 | 7 | 1 | 0 | 7 |
| Chris Carter | 2 | 1 | 1 | 2 | 0 | 1 |
| Michel Dukes | 3 | 1 | -2 | 2 | 0 | 0 |
| Khafre Brown | 2 | 0 | 0 | 0 | 0 | 0 |
| Sincere Brown | 1 | 0 | 0 | 0 | 0 | 0 |
| Logan Berryhill | 1 | 0 | 0 | 0 | 0 | 0 |
| Totals: | 27 | 13 | 110 | 54 | 0 | 21 |

| PUNTING | No. | Yds | Avg | Long | In20 | TB |
|---|---|---|---|---|---|---|
| Andrew Stokes | 6 | 255 | 42.5 | 51 | 3 | 0 |
| Colin McCreary | 1 | 51 | 51.0 | 51 | 0 | 0 |
| Totals: | 7 | 306 | 43.7 | 51 | 3 | 0 |

| RETURNS | Punt | | | Kickoff | | | Intercept | | |
|---|---|---|---|---|---|---|---|---|---|
| | No | Yds | Lg | No | Yds | Lg | No | Yds | Lg |
| Sean Atkins | 2 | 11 | 6 | 0 | 0 | 0 | 0 | 0 | 0 |
| Brian Battie | 0 | 0 | 0 | 2 | 42 | 42 | 0 | 0 | 0 |
| Totals: | 2 | 11 | 6 | 2 | 42 | 42 | 0 | 0 | 0 |

| FIELD GOALS | Qtr | Time | Dist | Result |
|---|---|---|---|---|
| Spencer Shrader | 4th | 14:55 | 37 | GOOD |

**LOUISVILLE**

| RUSHING | No. | Gain | Loss | Net | TD | Lg | Avg |
|---|---|---|---|---|---|---|---|
| Malik Cunningham | 9 | 118 | 5 | 113 | 3 | 40 | 12.6 |
| Trevion Cooley | 11 | 75 | 0 | 75 | 0 | 22 | 6.8 |
| Tiyon Evans | 13 | 54 | 3 | 51 | 1 | 11 | 3.9 |
| Jawhar Jordan | 8 | 41 | 3 | 38 | 0 | 30 | 4.8 |
| Maurice Turner | 3 | 4 | 1 | 3 | 0 | 2 | 1.0 |
| Brock Domann | 1 | 3 | 0 | 3 | 0 | 3 | 3.0 |
| Grant Goodman | 1 | 0 | 0 | 0 | 0 | 0 | 0.0 |
| Totals: | 46 | 295 | 12 | 283 | 4 | 40 | 6.2 |

| PASSING | C-A-I | Yds | TD | Long | Sack |
|---|---|---|---|---|---|
| Malik Cunningham | 14-22-0 | 186 | 1 | 30 | 1 |
| Brock Domann | 5-8-0 | 73 | 0 | 26 | 0 |
| Totals: | 19-30-0 | 259 | 1 | 30 | 1 |

| RECEIVING | TAR | No. | Yards | YAC | TD | Long |
|---|---|---|---|---|---|---|
| Ahmari Huggins-Bruce | 7 | 5 | 56 | 68 | 0 | 30 |
| Tyler Hudson | 4 | 3 | 53 | 28 | 0 | 24 |
| Maurice Turner | 2 | 2 | 40 | 37 | 0 | 24 |
| Marshon Ford | 4 | 2 | 27 | 17 | 0 | 15 |
| Jaelin Carter | 2 | 1 | 26 | 0 | 1 | 26 |
| Chris Bell | 3 | 1 | 26 | 13 | 0 | 26 |
| Jawhar Jordan | 1 | 1 | 12 | 7 | 0 | 12 |
| Tiyon Evans | 1 | 1 | 8 | 8 | 0 | 8 |
| Elijah Downing | 2 | 1 | 7 | 0 | 0 | 7 |
| Trevion Cooley | 2 | 1 | 4 | 9 | 0 | 4 |
| Bradley West | 1 | 1 | 0 | 0 | 0 | 0 |
| Braden Smith | 1 | 0 | 0 | 0 | 0 | 0 |
| Totals: | 30 | 19 | 259 | 187 | 1 | 30 |

| PUNTING | No. | Yds | Avg | Long | In20 | TB |
|---|---|---|---|---|---|---|
| Mark Vassett | 3 | 133 | 44.3 | 45 | 0 | 0 |
| Totals: | 3 | 133 | 44.3 | 45 | 0 | 0 |

| RETURNS | Punt | | | Kickoff | | | Intercept | | |
|---|---|---|---|---|---|---|---|---|---|
| | No | Yds | Lg | No | Yds | Lg | No | Yds | Lg |
| Braden Smith | 3 | 0 | 0 | 0 | 0 | 0 | 0 | 0 | 0 |
| Chandler Jones | 0 | 0 | 0 | 0 | 0 | 0 | 1 | 0 | 0 |
| Josh Minkins | 0 | 0 | 0 | 0 | 0 | 0 | 1 | 0 | 0 |
| Totals: | 3 | 0 | 0 | 0 | 0 | 0 | 2 | 0 | 0 |

| FIELD GOALS | Qtr | Time | Dist | Result |
|---|---|---|---|---|
| James Turner | 3rd | 08:53 | 29 | GOOD |
| James Turner | 4th | 02:35 | 25 | GOOD |

| FULL GAME | USF | LOU |
|---|---|---|
| **FIRST DOWNS** | 11 | 28 |
| Rushing | 5 | 14 |
| Passing | 6 | 13 |
| Penalty | 0 | 1 |
| **NET YARDS RUSHING** | 48 | 283 |
| Rushing Attempts | 35 | 46 |
| Average Per Rush | 1.4 | 6.2 |
| Rushing Touchdowns | 0 | 4 |
| Yards Gained Rushing | 115 | 295 |
| Yards Lost Rushing | 67 | 12 |
| **NET YARDS PASSING** | 110 | 259 |
| Completions-Attempts-Int | 13-28-2 | 19-30-0 |
| Average Per Attempt | 3.9 | 8.6 |
| Average Per Completion | 8.5 | 13.6 |
| Passing Touchdowns | 0 | 1 |
| **TOTAL OFFENSE YARDS** | 158 | 542 |
| Total offense plays | 63 | 76 |
| Average Gain Per Play | 2.5 | 7.1 |
| Fumbles: Number-Lost | 2-1 | 2-1 |
| Penalties: Number-Yards | 6-25 | 5-59 |
| **PUNTS-YARDS** | 7-306 | 3-133 |
| Average Yards Per Punt | 43.7 | 44.3 |
| Net Yards Per Punt | 43.7 | 40.7 |
| Inside 20 | 3 | 0 |
| 50+ Yards | 2 | 0 |
| Touchbacks | 0 | 0 |
| Fair catch | 2 | 1 |
| **KICKOFF-YARDS** | 2-130 | 8-506 |
| Average Yards Per Kickoff | 65.0 | 63.2 |
| Net Yards Per Kickoff | 40 | 39.2 |
| Touchbacks | 2 | 6 |
| Fair Catch Yards | 0 | 0 |
| Punt returns: Number-Yards-TD | 2-11-0 | 3-0-0 |
| Average Per Return | 5.5 | 0.0 |
| Kickoff returns: Number-Yds-TD | 2-42-0 | 0-0-0 |
| Average Per Return | 21.0 | 0.0 |
| Interceptions: Number-Yds-TD | 0-0-0 | 2-0-0 |
| Fumble Returns: Number-Yds-TD | 1-12-0 | 0-0-0 |
| Miscellaneous Yards | 0 | 0 |
| Possession Time | 29:13 | 30:47 |
| 1st Quarter | 08:19 | 06:41 |
| 2nd Quarter | 06:29 | 08:31 |
| 3rd Quarter | 08:34 | 06:26 |
| 4th Quarter | 05:51 | 09:09 |
| Third-Down Conversions | 5-16 | 4-13 |
| Fourth-Down Conversions | 1-3 | 3-4 |
| Red-Zone Scores-Chances | 1-1 | 4-5 |
| Touchdowns | 0-1 | 2-5 |
| Field goals | 1-1 | 2-5 |
| Sacks By: Number-Yards | 1-5 | 3-33 |
| PAT Kicks | 0-0 | 5-5 |
| 2Pts Conversions | 0-0 | 0-0 |
| Field Goals | 1-1 | 2-2 |
| Points off Turnover | 0 | 7 |

SOUTH FLA.

| # | Name | Solo | Ast | Total | Sacks-Yds | TFL-Yds | FF | FR-Yds | Int-Yds | BrUp | Blks | QBH |
|---|---|---|---|---|---|---|---|---|---|---|---|---|
| 8 | DJ Gordon IV | 4 | 5 | 9 | 0.0-0 | 3.0-6 | 1 | 0-0 | 0-0 | 0 | 0 | 0 |
| 5 | Antonio Grier | 6 | 2 | 8 | 0.0-0 | 0.0-0 | 0 | 0-0 | 0-0 | 0 | 0 | 0 |
| 2 | TJ Robinson | 6 | 2 | 8 | 0.0-0 | 0.0-0 | 0 | 0-0 | 0-0 | 1 | 0 | 0 |
| 11 | Dwayne Boyles | 4 | 3 | 7 | 0.0-0 | 0.5-1 | 0 | 0-0 | 0-0 | 0 | 0 | 0 |
| 1 | Matthew Hill | 4 | 2 | 6 | 0.0-0 | 0.0-0 | 1 | 1-12 | 0-0 | 0 | 0 | 0 |
| 13 | Tramel Logan | 1 | 4 | 5 | 0.5-3 | 1.0-3 | 0 | 0-0 | 0-0 | 0 | 0 | 0 |
| 16 | Eddie Kelly | 3 | 1 | 4 | 0.0-0 | 0.0-0 | 0 | 0-0 | 0-0 | 0 | 0 | 0 |
| 28 | Jatorian Hansford | 1 | 3 | 4 | 0.5-2 | 0.5-2 | 0 | 0-0 | 0-0 | 0 | 0 | 0 |
| 33 | Timarcus Simpson | 3 | 0 | 3 | 0.0-0 | 0.0-0 | 0 | 0-0 | 0-0 | 0 | 0 | 0 |
| 4 | Christian Williams | 2 | 1 | 3 | 0.0-0 | 0.0-0 | 0 | 0-0 | 0-0 | 1 | 0 | 0 |
| 83 | Logan Berryhill | 2 | 0 | 2 | 0.0-0 | 0.0-0 | 0 | 0-0 | 0-0 | 0 | 0 | 0 |
| 40 | Jason Vaughn | 2 | 0 | 2 | 0.0-0 | 0.0-0 | 0 | 0-0 | 0-0 | 0 | 0 | 0 |
| 22 | Mekhi LaPointe | 1 | 1 | 2 | 0.0-0 | 0.0-0 | 0 | 0-0 | 0-0 | 1 | 0 | 0 |
| 53 | De'Juan Sease | 1 | 1 | 2 | 0.0-0 | 0.0-0 | 0 | 0-0 | 0-0 | 0 | 0 | 0 |
| 17 | Jhalyn Shuler | 1 | 1 | 2 | 0.0-0 | 0.0-0 | 0 | 0-0 | 0-0 | 0 | 0 | 0 |
| 90 | Rashad Cheney Jr. | 0 | 2 | 2 | 0.0-0 | 0.0-0 | 0 | 0-0 | 0-0 | 0 | 0 | 1 |
| 6 | Rashawn Yates | 1 | 0 | 1 | 0.0-0 | 0.0-0 | 0 | 0-0 | 0-0 | 0 | 0 | 0 |
| 38 | Sean Atkins | 1 | 0 | 1 | 0.0-0 | 0.0-0 | 0 | 0-0 | 0-0 | 0 | 0 | 0 |
| 34 | Joshua Green | 1 | 0 | 1 | 0.0-0 | 0.0-0 | 0 | 0-0 | 0-0 | 0 | 0 | 0 |
| 15 | Jayden Curry | 0 | 1 | 1 | 0.0-0 | 0.0-0 | 0 | 0-0 | 0-0 | 0 | 0 | 1 |
| 42 | Lewai Mitchell | 0 | 1 | 1 | 0.0-0 | 0.0-0 | 0 | 0-0 | 0-0 | 0 | 0 | 0 |
| 9 | Aamaris Brown | 0 | 1 | 1 | 0.0-0 | 0.0-0 | 0 | 0-0 | 0-0 | 1 | 0 | 0 |
| 10 | Nick Bags | 0 | 1 | 1 | 0.0-0 | 0.0-0 | 0 | 0-0 | 0-0 | 0 | 0 | 0 |
| 18 | Ray Thornton III | 0 | 1 | 1 | 0.0-0 | 0.0-0 | 0 | 0-0 | 0-0 | 1 | 0 | 0 |
| 23 | Davon Hicks | 0 | 1 | 1 | 0.0-0 | 0.0-0 | 0 | 0-0 | 0-0 | 0 | 0 | 0 |
| | Totals | 44 | 34 | 78 | 1.0-5 | 5.0-12 | 2 | 1-12 | 0-0 | 5 | 0 | 2 |

LOUISVILLE

| # | Name | Solo | Ast | Total | Sacks-Yds | TFL-Yds | FF | FR-Yds | Int-Yds | BrUp | Blks | QBH |
|---|---|---|---|---|---|---|---|---|---|---|---|---|
| 11 | Dorian Jones | 6 | 0 | 6 | 0.0-0 | 2.0-2 | 0 | 1-0 | 0-0 | 0 | 0 | 0 |
| 13 | Kel'Trel Clark | 5 | 0 | 5 | 0.0-0 | 1.0-2 | 0 | 0-0 | 0-0 | 0 | 0 | 1 |
| 22 | Yasir Abdullah | 2 | 3 | 5 | 1.0-13 | 1.0-13 | 0 | 0-0 | 0-0 | 1 | 0 | 0 |
| 6 | YaYa Diaby | 3 | 1 | 4 | 1.0-10 | 2.0-15 | 0 | 0-0 | 0-0 | 0 | 0 | 1 |
| 27 | Kenderick Duncan | 2 | 2 | 4 | 0.0-0 | 1.0-2 | 0 | 0-0 | 0-0 | 0 | 0 | 0 |
| 21 | Nicario Harper | 2 | 1 | 3 | 0.0-0 | 0.0-0 | 0 | 0-0 | 0-0 | 0 | 0 | 0 |
| 10 | Ben Perry | 1 | 2 | 3 | 0.0-0 | 0.0-0 | 0 | 0-0 | 0-0 | 0 | 0 | 0 |
| 1 | MoMo Sanogo | 1 | 2 | 3 | 0.0-0 | 0.0-0 | 0 | 0-0 | 0-0 | 0 | 0 | 0 |
| 23 | K.J. Cloyd | 1 | 2 | 3 | 0.0-0 | 0.0-0 | 0 | 0-0 | 0-0 | 0 | 0 | 1 |
| 3 | Quincy Riley | 2 | 0 | 2 | 1.0-10 | 1.0-10 | 0 | 0-0 | 0-0 | 0 | 0 | 0 |
| 5 | Josh Minkins | 2 | 0 | 2 | 0.0-0 | 0.0-0 | 0 | 0-0 | 1-0 | 0 | 0 | 0 |
| 34 | T.J. Quinn | 2 | 0 | 2 | 0.0-0 | 0.0-0 | 0 | 0-0 | 0-0 | 0 | 0 | 0 |
| 12 | Jarvis Brownlee | 1 | 1 | 2 | 0.0-0 | 0.0-0 | 0 | 0-0 | 0-0 | 0 | 0 | 0 |
| 99 | Dezmond Tell | 1 | 1 | 2 | 0.0-0 | 0.0-0 | 0 | 0-0 | 0-0 | 0 | 0 | 0 |
| 31 | Zach Edwards | 1 | 1 | 2 | 0.0-0 | 0.0-0 | 0 | 0-0 | 0-0 | 0 | 0 | 0 |
| 7 | Monty Montgomery | 0 | 2 | 2 | 0.0-0 | 0.0-0 | 0 | 0-0 | 0-0 | 0 | 0 | 0 |
| 32 | Ryheem Craig | 0 | 2 | 2 | 0.0-0 | 0.0-0 | 0 | 0-0 | 0-0 | 0 | 0 | 0 |
| 95 | Mason Reiger | 1 | 0 | 1 | 0.0-0 | 1.0-3 | 0 | 0-0 | 0-0 | 1 | 0 | 0 |
| 15 | Kam Wilson | 1 | 0 | 1 | 0.0-0 | 0.0-0 | 0 | 0-0 | 0-0 | 0 | 0 | 0 |
| 9 | Ahmari Huggins-Bruce | 1 | 0 | 1 | 0.0-0 | 0.0-0 | 0 | 0-0 | 0-0 | 0 | 0 | 0 |
| 93 | Jared Dawson | 1 | 0 | 1 | 0.0-0 | 0.0-0 | 0 | 0-0 | 0-0 | 0 | 0 | 1 |
| 14 | Marvin Dallas | 0 | 1 | 1 | 0.0-0 | 0.0-0 | 0 | 0-0 | 0-0 | 0 | 0 | 0 |
| 26 | M.J. Griffin | 0 | 1 | 1 | 0.0-0 | 0.0-0 | 0 | 0-0 | 0-0 | 0 | 0 | 0 |
| 17 | Jackson Hamilton | 0 | 1 | 1 | 0.0-0 | 0.0-0 | 0 | 0-0 | 0-0 | 0 | 0 | 0 |

# GAME 5: ECU 48, USF 28

## FAU STADIUM • BOCA RATON, FLA.

## OCT. 1, 2022 • 2:30 PM • ESPN+

**BOCA RATON, FLA. –** USF football (1-4; 0-1 AAC) opened its 20th season of conference play with a 48-28 loss to ECU (3-2; 1-1 AAC) at FAU Stadium in Boca Raton, Fla. The teams played 200 miles from the USF campus in front of a sparse crowd of as the game was relocated to Boca Raton due to the impacts of Hurricane Ian. ECU led 41-7 at the half and produced 397 first half yards behind monster halves from senior quarterback Holton Ahlers - 352 yards passing and five touchdowns – and wide receiver C.J. Johnson – 176 yards and three touchdowns. The Pirates finished with 575 yards, Ahlers totaling 465 yards and five touchdowns through the air (records for a USF opponent) and Johnson finishing with 197 yards and four touchdowns (a USF opponent record) on seven catches. USF's 455 total yards and 253 passing yards on offense both were season highs, but ECU's total offense equaled the most the Bulls have given up on the year (matching BYU). The Bulls failed to score twice inside the ECU 5-yard line, getting stopped once due to a fumble and the second time on downs. ECU struck on their first possession as Ahlers hit Johnson on third-and-long with a 60-yard touchdown pass. The USF defense forced a punt on ECU's next possession, but the offense failed to move the ball from deep in their own territory and the Pirates used good field position to put together a 64-yard drive to go up 14-0. ECU came up with a big 4th-and-7 at the USF30 to extend the drive, and scored on a 22-yard pass from Ahlers to Isaiah Winstead. The USF offense got going with a 20-yard run from quarterback Gerry Bohanon and two long passes to Jimmy Horn Jr. for 16 and 20 yards, but on first-and-goal from the ECU 6-yard line, Bohanon fumbled on a designed run and ECU recovered. Three plays later, Ahlers hit Johnson over the shoulder and he raced down the sideline for a 74-yard touchdown to make it 21-0 with 14:09 to play in the first half.

■ USF receiver Jimmy Horn had a career day, hauling in eight passes for 180 yards and two touchdowns while averaging 22.5 yards per catch, including a 91-yard touchdown. Horn's total ranked as the fourth-most receiving yards in a game in program history and the most since Tyre McCants set the Bulls' game record with 227 at UCF in 2017.

■ Linebacker Dwayne Boyles led the Bulls' defensive effort with 12 tackles, 1.5 tackles for loss and a forced fumble.

**Quotable:**

"There's nobody more disappointed than I am. This coaching staff and these players have come back to work every day. They're giving effort, showing up. At the end of the day, we're the ones who've got to get it fixed. We've got seven games left in our season."

**- Head Coach Jeff Scott**

| | | | | | |
|---|---|---|---|---|---|
| East Carolina | 14 | 27 | 7 | 0 | **48** |
| South Fla. | 0 | 7 | 14 | 7 | **28** |

SCORING SUMMARY

| Qtr | Time | Scoring Play | V-H |
|---|---|---|---|
| 1st | 12:19 | ECU - #5 C.Johnson 60 yd pass from #12 H.Ahlers (#41 O.Daffer kick), 6-75, 02:41 | 7-0 |
| 1st | 02:21 | ECU - #11 I.Winstead 22 yd pass from #12 H.Ahlers (#41 O.Daffer kick), 12-64, 05:27 | 14-0 |
| 2nd | 14:09 | ECU - #5 C.Johnson 74 yd pass from #12 H.Ahlers (#41 O.Daffer kick), 3-98, 00:52 | 21-0 |
| 2nd | 13:13 | USF - #5 J.Horn Jr. 91 yd pass from #11 G.Bohanon (#32 S.Shrader kick), 2-93, 00:47 | 21-7 |
| 2nd | 06:50 | ECU - #4 R.Jones 21 yd pass from #12 H.Ahlers (#41 O.Daffer kick), 7-71, 03:50 | 28-7 |
| 2nd | 03:12 | ECU - #47 R.Harris 5 yd rush (#41 O.Daffer kick missed), 1-5, 00:06 | 34-7 |
| 2nd | 00:18 | ECU - #5 C.Johnson 14 yd pass from #12 H.Ahlers (#41 O.Daffer kick), 6-55, 01:24 | 41-7 |
| 3rd | 12:12 | USF - #5 J.Horn Jr. 27 yd pass from #11 G.Bohanon (#32 S.Shrader kick), 6-75, 02:48 | 41-14 |
| 3rd | 07:30 | USF - #38 S.Atkins 4 yd pass from #11 G.Bohanon (#32 S.Shrader kick), 8-56, 03:33 | 41-21 |
| 3rd | 03:40 | ECU - #5 C.Johnson 9 yd pass from #12 H.Ahlers (#41 O.Daffer kick), 9-75, 03:50 | 48-21 |
| 4th | 14:56 | USF - #11 G.Bohanon 1 yd rush (#32 S.Shrader kick), 10-75, 03:37 | 48-28 |

**EAST CAROLINA**

| RUSHING | No. | Gain | Loss | Net | TD | Lg | Avg |
|---|---|---|---|---|---|---|---|
| Marlon Gunn Jr. | 15 | 72 | 11 | 61 | 0 | 34 | 4.1 |
| Rahjai Harris | 11 | 40 | 0 | 40 | 1 | 14 | 3.6 |
| Holton Ahlers | 4 | 17 | 8 | 9 | 0 | 7 | 2.2 |
| **Totals:** | **30** | **129** | **19** | **110** | **1** | **34** | **3.7** |

| PASSING | C-A-I | Yds | TD | Long | Sack |
|---|---|---|---|---|---|
| Holton Ahlers | 31-41-0 | 465 | 6 | 74 | 1 |
| **Totals:** | **31-41-0** | **465** | **6** | **74** | **1** |

| RECEIVING | TAR | No. | Yards | YAC | TD | Long |
|---|---|---|---|---|---|---|
| C.J. Johnson | 7 | 7 | 197 | 96 | 4 | 74 |
| Ryan Jones | 10 | 6 | 84 | 48 | 1 | 25 |
| Isaiah Winstead | 9 | 6 | 73 | 30 | 1 | 24 |
| Shane Calhoun | 6 | 5 | 44 | 26 | 0 | 12 |
| Rahjai Harris | 4 | 3 | 40 | 37 | 0 | 19 |
| Jaylen Johnson | 2 | 2 | 15 | 10 | 0 | 12 |
| Marlon Gunn Jr. | 3 | 2 | 12 | 8 | 0 | 7 |
| **Totals:** | **41** | **31** | **465** | **255** | **6** | **74** |

| PUNTING | No. | Yds | Avg | Long | In20 | TB |
|---|---|---|---|---|---|---|
| Luke Larsen | 3 | 133 | 44.3 | 47 | 1 | 0 |
| **Totals:** | **3** | **133** | **44.3** | **47** | **1** | **0** |

| RETURNS | Punt | | | Kickoff | | | Intercept | | |
|---|---|---|---|---|---|---|---|---|---|
| | No | Yds | Lg | No | Yds | Lg | No | Yds | Lg |
| Malik Fleming | 1 | 60 | 60 | 0 | 0 | 0 | 0 | 0 | 0 |
| **Totals:** | **1** | **60** | **60** | **0** | **0** | **0** | **0** | **0** | **0** |

| FIELD GOALS | Qtr | Time | Dist | Result |
|---|---|---|---|---|
| KICKOFFS | No. | Yards | Avg | TB | OB |
| Owen Daffer | 8 | 503 | 62.9 | 3 | 0 |

| ALL-PURPOSE | Rush | Rcv | KR | PR | IR | Total |
|---|---|---|---|---|---|---|
| C.J. Johnson | 0 | 197 | 0 | 0 | 0 | 197 |
| Ryan Jones | 0 | 84 | 0 | 0 | 0 | 84 |
| Rahjai Harris | 40 | 40 | 0 | 0 | 0 | 80 |
| Marlon Gunn Jr. | 61 | 12 | 0 | 0 | 0 | 73 |

FUMBLES
East Carolina - Ryan Jones 1-1
South Fla. - Gerry Bohanon 1-1

**SOUTH FLA.**

| RUSHING | No. | Gain | Loss | Net | TD | Lg | Avg |
|---|---|---|---|---|---|---|---|
| Brian Battie | 15 | 96 | 0 | 96 | 0 | 18 | 6.4 |
| Gerry Bohanon | 13 | 79 | 5 | 74 | 1 | 22 | 5.7 |
| Michel Dukes | 6 | 16 | 0 | 16 | 0 | 5 | 2.7 |
| Jimmy Horn Jr. | 1 | 10 | 0 | 10 | 0 | 10 | 10.0 |
| Sean Atkins | 1 | 6 | 0 | 6 | 0 | 6 | 6.0 |
| **Totals:** | **36** | **207** | **5** | **202** | **1** | **22** | **5.6** |

| PASSING | C-A-I | Yds | TD | Long | Sack |
|---|---|---|---|---|---|
| Gerry Bohanon | 18-28-0 | 253 | 3 | 91 | 1 |
| **Totals:** | **18-28-0** | **253** | **3** | **91** | **1** |

| RECEIVING | TAR | No. | Yards | YAC | TD | Long |
|---|---|---|---|---|---|---|
| Jimmy Horn Jr. | 11 | 8 | 180 | 104 | 2 | 91 |
| Xavier Weaver | 7 | 5 | 55 | 10 | 0 | 23 |
| Brian Battie | 3 | 3 | 10 | 15 | 0 | 12 |
| Sean Atkins | 1 | 1 | 4 | 0 | 1 | 4 |
| Chris Mottillo | 1 | 1 | 4 | 1 | 0 | 4 |
| Khafre Brown | 3 | 0 | 0 | 0 | 0 | 0 |
| **Totals:** | **26** | **18** | **253** | **130** | **3** | **91** |

| PUNTING | No. | Yds | Avg | Long | In20 | TB |
|---|---|---|---|---|---|---|
| Colin McCreary | 5 | 222 | 44.4 | 54 | 0 | 0 |
| **Totals:** | **5** | **222** | **44.4** | **54** | **0** | **0** |

| RETURNS | Punt | | | Kickoff | | | Intercept | | |
|---|---|---|---|---|---|---|---|---|---|
| | No | Yds | Lg | No | Yds | Lg | No | Yds | Lg |
| Sean Atkins | 2 | 16 | 9 | 0 | 0 | 0 | 0 | 0 | 0 |
| Michel Dukes | 0 | 0 | 0 | 3 | 75 | 34 | 0 | 0 | 0 |
| Brian Battie | 0 | 0 | 0 | 2 | 32 | 25 | 0 | 0 | 0 |
| **Totals:** | **2** | **16** | **9** | **5** | **107** | **34** | **0** | **0** | **0** |

| FIELD GOALS | Qtr | Time | Dist | Result |
|---|---|---|---|---|
| KICKOFFS | No. | Yards | Avg | TB | OB |
| Spencer Shrader | 5 | 325 | 65.0 | 5 | 0 |

| ALL-PURPOSE | Rush | Rcv | KR | PR | IR | Total |
|---|---|---|---|---|---|---|
| Jimmy Horn Jr. | 10 | 180 | 0 | 0 | 0 | 190 |
| Brian Battie | 96 | 10 | 32 | 0 | 0 | 138 |
| Michel Dukes | 16 | 0 | 75 | 0 | 0 | 91 |
| Gerry Bohanon | 74 | 0 | 0 | 0 | 0 | 74 |

**Team Statistics report**
**East Carolina vs South Fla. (Oct 01, 2022)**

Date: Oct 01, 2022
Site: Boca Raton, FL, Florida
Stadium: FAU Stadium
Attendance: 3708

| FULL GAME | ECU | USF |
|---|---|---|
| **FIRST DOWNS** | 27 | 21 |
| Rushing | 5 | 11 |
| Passing | 21 | 9 |
| Penalty | 1 | 1 |
| **NET YARDS RUSHING** | 110 | 202 |
| Rushing Attempts | 30 | 36 |
| Average Per Rush | 3.7 | 5.6 |
| Rushing Touchdowns | 1 | 1 |
| Yards Gained Rushing | 129 | 207 |
| Yards Lost Rushing | 19 | 5 |
| **NET YARDS PASSING** | 465 | 253 |
| Completions-Attempts-Int | 31-41-0 | 18-28-0 |
| Average Per Attempt | 11.3 | 9.0 |
| Average Per Completion | 15.0 | 14.1 |
| Passing Touchdowns | 6 | 3 |
| **TOTAL OFFENSE YARDS** | 575 | 455 |
| Total offense plays | 71 | 64 |
| Average Gain Per Play | 8.1 | 7.1 |
| Fumbles: Number-Lost | 1-1 | 1-1 |
| Penalties: Number-Yards | 3-24 | 6-40 |
| **PUNTS-YARDS** | 3-133 | 5-222 |
| Average Yards Per Punt | 44.3 | 44.4 |
| Net Yards Per Punt | 39 | 32.4 |
| Inside 20 | 1 | 0 |
| 50+ Yards | 0 | 1 |
| Touchbacks | 0 | 0 |
| Fair catch | 1 | 3 |
| **KICKOFF-YARDS** | 8-503 | 5-325 |
| Average Yards Per Kickoff | 62.9 | 65.0 |
| Net Yards Per Kickoff | 40.1 | 40 |
| Touchbacks | 3 | 5 |
| Fair Catch Yards | 0 | 0 |
| Punt returns: Number-Yards-TD | 1-60-0 | 2-16-0 |
| Average Per Return | 60.0 | 8.0 |
| Kickoff returns: Number-Yds-TD | 0-0-0 | 5-107-0 |
| Average Per Return | 0.0 | 21.4 |
| Interceptions: Number-Yds-TD | 0-0-0 | 0-0-0 |
| Fumble Returns: Number-Yds-TD | 0-0-0 | 0-0-0 |
| Miscellaneous Yards | 0 | 0 |
| Possession Time | 30:46 | 29:14 |
| 1st Quarter | 10:04 | 04:56 |
| 2nd Quarter | 07:22 | 07:38 |
| 3rd Quarter | 04:59 | 10:01 |
| 4th Quarter | 08:21 | 06:39 |
| Third-Down Conversions | 6-13 | 5-13 |
| Fourth-Down Conversions | 3-3 | 2-3 |
| Red-Zone Scores-Chances | 4-5 | 2-4 |
| Touchdowns | 4-5 | 2-4 |
| Field goals | 0-5 | 0-4 |
| Sacks By: Number-Yards | 1-3 | 1-8 |
| PAT Kicks | 6-7 | 4-4 |
| 2Pts Conversions | 0-0 | 0-0 |
| Field Goals | 0-0 | 0-0 |
| Points off Turnover | 7 | 0 |

**EAST CAROLINA**

| # | Name | Solo | Ast | Total | Sacks-Yds | TFL-Yds | FF | FR-Yds | Int-Yds | BrUp | Blks | QBH |
|---|---|---|---|---|---|---|---|---|---|---|---|---|
| 13 | Chad Stephens | 6 | 2 | 8 | 1.0-3 | 1.0-3 | 0 | 0-0 | 0-0 | 0 | 0 | 0 |
| 7 | Gerard Stringer | 2 | 6 | 8 | 0.0-0 | 0.5-1 | 0 | 0-0 | 0-0 | 0 | 0 | 1 |
| 0 | Juan Powell | 5 | 1 | 6 | 0.0-0 | 0.0-0 | 0 | 0-0 | 0-0 | 0 | 0 | 0 |
| 34 | Myles Berry | 3 | 2 | 5 | 0.0-0 | 0.0-0 | 0 | 0-0 | 0-0 | 1 | 0 | 0 |
| 1 | Malik Fleming | 3 | 1 | 4 | 0.0-0 | 0.5-1 | 0 | 0-0 | 0-0 | 1 | 0 | 0 |
| 10 | Xavier Smith | 0 | 4 | 4 | 0.0-0 | 0.0-0 | 0 | 1-0 | 0-0 | 0 | 0 | 0 |
| 40 | Chance Bates | 2 | 1 | 3 | 0.0-0 | 0.5-1 | 0 | 0-0 | 0-0 | 1 | 0 | 0 |
| 32 | Julius Wood | 2 | 1 | 3 | 0.0-0 | 0.5-1 | 1 | 0-0 | 0-0 | 0 | 0 | 0 |
| 24 | Jack Powers | 2 | 1 | 3 | 0.0-0 | 1.0-10 | 0 | 0-0 | 0-0 | 0 | 0 | 0 |
| 11 | Jeremy Lewis | 1 | 2 | 3 | 0.0-0 | 0.0-0 | 0 | 0-0 | 0-0 | 0 | 0 | 1 |
| 22 | Aapri Washington | 0 | 3 | 3 | 0.0-0 | 0.5-0 | 0 | 0-0 | 0-0 | 0 | 0 | 0 |
| 90 | Elijah Morris | 0 | 3 | 3 | 0.0-0 | 0.0-0 | 0 | 0-0 | 0-0 | 0 | 0 | 0 |
| 27 | Shawn Dourseau | 2 | 0 | 2 | 0.0-0 | 0.0-0 | 0 | 0-0 | 0-0 | 0 | 0 | 0 |
| | TEAM | 2 | 0 | 2 | 0.0-0 | 0.0-0 | 0 | 0-0 | 0-0 | 0 | 0 | 0 |
| 5 | Jireh Wilson | 1 | 1 | 2 | 0.0-0 | 0.5-0 | 0 | 0-0 | 0-0 | 0 | 0 | 0 |
| 94 | Elijah Robinson | 1 | 1 | 2 | 0.0-0 | 0.0-0 | 0 | 0-0 | 0-0 | 0 | 0 | 0 |
| 38 | Michael Edwards III | 1 | 0 | 1 | 0.0-0 | 0.0-0 | 0 | 0-0 | 0-0 | 0 | 0 | 0 |
| 45 | Devon King | 1 | 0 | 1 | 0.0-0 | 0.0-0 | 0 | 0-0 | 0-0 | 0 | 0 | 0 |
| 99 | J.D. Lampley | 1 | 0 | 1 | 0.0-0 | 0.0-0 | 0 | 0-0 | 0-0 | 0 | 0 | 0 |
| 28 | Shavon Revel | 0 | 1 | 1 | 0.0-0 | 0.0-0 | 0 | 0-0 | 0-0 | 0 | 0 | 0 |
| 4 | Ryan Jones | 0 | 1 | 1 | 0.0-0 | 0.0-0 | 0 | 0-0 | 0-0 | 0 | 0 | 0 |
| 6 | Teylor Jackson | 0 | 1 | 1 | 0.0-0 | 0.0-0 | 0 | 0-0 | 0-0 | 0 | 0 | 0 |
| 8 | Immanuel Hickman | 0 | 1 | 1 | 0.0-0 | 0.0-0 | 0 | 0-0 | 0-0 | 0 | 0 | 0 |
| 56 | D'Anta Johnson | 0 | 1 | 1 | 0.0-0 | 0.0-0 | 0 | 0-0 | 0-0 | 0 | 0 | 0 |
| | **Totals** | **35** | **34** | **69** | **1.0-3** | **5.0-17** | **1** | **1-0** | **0-0** | **3** | **0** | **2** |

**SOUTH FLA.**

| # | Name | Solo | Ast | Total | Sacks-Yds | TFL-Yds | FF | FR-Yds | Int-Yds | BrUp | Blks | QBH |
|---|---|---|---|---|---|---|---|---|---|---|---|---|
| 11 | Dwayne Boyles | 4 | 8 | 12 | 0.0-0 | 1.5-4 | 1 | 0-0 | 0-0 | 0 | 0 | 0 |
| 8 | DJ Gordon IV | 5 | 6 | 11 | 0.0-0 | 1.0-1 | 0 | 0-0 | 0-0 | 0 | 0 | 1 |
| 22 | Mekhi LaPointe | 8 | 2 | 10 | 0.0-0 | 0.0-0 | 0 | 0-0 | 0-0 | 0 | 0 | 0 |
| 4 | Christian Williams | 3 | 2 | 5 | 0.0-0 | 0.0-0 | 0 | 0-0 | 0-0 | 0 | 0 | 0 |
| 13 | Tramel Logan | 2 | 2 | 4 | 0.0-0 | 0.0-0 | 0 | 0-0 | 0-0 | 0 | 0 | 0 |
| 40 | Jason Vaughn | 3 | 0 | 3 | 1.0-8 | 2.0-12 | 0 | 0-0 | 0-0 | 0 | 0 | 0 |
| 12 | Ben Knox | 3 | 0 | 3 | 0.0-0 | 0.0-0 | 0 | 0-0 | 0-0 | 0 | 0 | 0 |
| 33 | Timarcus Simpson | 2 | 1 | 3 | 0.0-0 | 0.0-0 | 0 | 0-0 | 0-0 | 0 | 0 | 0 |
| 90 | Rashad Cheney Jr. | 2 | 1 | 3 | 0.0-0 | 2.5-4 | 0 | 0-0 | 0-0 | 0 | 0 | 0 |
| 23 | Davon Hicks | 1 | 2 | 3 | 0.0-0 | 0.0-0 | 0 | 0-0 | 0-0 | 0 | 0 | 0 |
| 1 | Matthew Hill | 1 | 1 | 2 | 0.0-0 | 0.0-0 | 0 | 0-0 | 0-0 | 0 | 0 | 0 |
| 15 | Jayden Curry | 1 | 1 | 2 | 0.0-0 | 0.0-0 | 0 | 1-0 | 0-0 | 0 | 0 | 0 |
| 9 | Aamaris Brown | 1 | 0 | 1 | 0.0-0 | 0.0-0 | 0 | 0-0 | 0-0 | 0 | 0 | 0 |
| 17 | Jhalyn Shuler | 1 | 0 | 1 | 0.0-0 | 0.0-0 | 0 | 0-0 | 0-0 | 0 | 0 | 0 |
| 7 | Will Jones II | 1 | 0 | 1 | 0.0-0 | 0.0-0 | 0 | 0-0 | 0-0 | 0 | 0 | 0 |
| 28 | Jatorian Hansford | 1 | 0 | 1 | 0.0-0 | 0.0-0 | 0 | 0-0 | 0-0 | 0 | 0 | 0 |
| 16 | Eddie Kelly | 0 | 1 | 1 | 0.0-0 | 0.0-0 | 0 | 0-0 | 0-0 | 0 | 0 | 0 |
| 21 | Jaelen Stokes | 0 | 1 | 1 | 0.0-0 | 0.0-0 | 0 | 0-0 | 0-0 | 0 | 0 | 0 |
| | **Totals** | **39** | **28** | **67** | **1.0-8** | **7.0-21** | **1** | **1-0** | **0-0** | **0** | **0** | **1** |

# GAME 6: NO. 24 CINCINNATI 28, USF 24

## NIPPERT STADIUM • CINCINNATI, OHIO

## OCT. 8, 2022 • 2:30 PM • ESPN+

**CINCINNATI, OHIO –** USF football (1-4; 0-1 AAC) took on its third Top 25 ranked opponent in its first six games at No. 24 Cincinnati (4-1; 1-0 ACC) and for the second time on the year nearly pulled off an improbable upset, leading in the fourth quarter before falling 28-24. Cincinnati extended a 30-game home winning streak and an 18-game AAC winning streak. Following a first half in which the Bulls outgained Cincinnati 203-162 and led most of the way, USF took a 17-14 lead to halftime in front of a sold-out homecoming crowd of 38,557. Cincinnati took the opening kickoff of the second half and regained the lead after marching 75 yards capped by a 1-yard run by Charles McClelland. Trailing, 21-17, USF took the field at its own 18 and after gaining one first down was forced to punt. The Bearcats took the ball at the USF42 and drove to the 12, before the Bulls came up with a huge 4th-and-1 stop on a tackle from Davon Hicks. On the next play, Bohanon raced up the sideline for a career-long 59-yard run to the UC29. Four plays later, Bohanon hit Weaver on a 16-yard slant for the go-ahead touchdown and a 24-21 USF lead with 14:56 to play. Cincinnati drove to the USF34 before Jatorian Hansford recorded a big sack that brought up 3rd-and-14. UC could not convert and punted the ball back to USF. The Bulls failed to move it from deep in their own territory and punted back to UC who took over on the 50 with 9:59 to play. Two plays later, the Bearcats retook the lead on a 35-yard touchdown run from Charles McClelland. Trailing 28-24, USF moved to the UC25 before getting stopped on a 4th-and-1 on a Battie run with 5:12 to play. UC gained three first downs, including a big 4th-and-1 at the USF31 to ice the game. USF was aggressive from the start as the Bulls won the coin flip and elected to take the ball. USF responded, driving 75 yards in 11 plays, capped by a darting 22-yard run from Battie, to strike first with an early 7-0 lead.

■ The Bulls were playing a program-record fourth straight game away from Tampa.

■ Quarterback Gerry Bohanon ran for a career-best 117 yards and passed for 139 and two touchdowns.

■ Xavier Weaver caught seven passes for 112 yards and a touchdown and Brian Battie ran for 82 yards and a touchdown.

■ Dwayne Boyles led the Bulls in tackles for the second straight game, posting 11, and Aamaris Brown had an early interception that sparked an early 10-0 USF lead.

**Quotable:**

""We had to go swing first, that was the message. You're not going to win every round, but you have to fight every round."

**- Head Coach Jeff Scott**

| Team | 1st | 2nd | 3rd | 4th | Total |
|---|---|---|---|---|---|
| South Fla. | 10 | 7 | 0 | 7 | 24 |
| Cincinnati | 7 | 7 | 7 | 7 | 28 |

SCORING SUMMARY

| Qtr | Time | Scoring Play | V-H |
|---|---|---|---|
| 1st | 09:24 | USF - #21 B.Battie 22 yd rush (#32 S.Shrader kick), 11-75, 05:36 | 7-0 |
| 1st | 03:16 | USF - #32 S.Shrader 21 yd FG, 12-65, 06:00 | 10-0 |
| 1st | 00:45 | CIN - #20 J.Thompson 28 yd pass from #6 B.Bryant (#40 R.Coe kick), 6-75, 02:31 | 10-7 |
| 2nd | 10:27 | CIN - #84 N.Mardner 14 yd pass from #6 B.Bryant (#40 R.Coe kick), 6-45, 03:00 | 10-14 |
| 2nd | 05:03 | USF - #10 X.Weaver 9 yd pass from #11 G.Bohanon (#32 S.Shrader kick), 10-75, 05:24 | 17-14 |
| 3rd | 10:11 | CIN - #10 C.McClelland 1 yd rush (#40 R.Coe kick), 10-75, 04:49 | 17-21 |
| 4th | 14:56 | USF - #10 X.Weaver 16 yd pass from #11 G.Bohanon (#32 S.Shrader kick), 5-88, 02:22 | 24-21 |
| 4th | 09:24 | CIN - #10 C.McClelland 35 yd rush (#40 R.Coe kick), 2-50, 00:35 | 24-28 |

### SOUTH FLA.

| RUSHING | No. | Gain | Loss | Net | TD | Lg | Avg |
|---|---|---|---|---|---|---|---|
| Gerry Bohanon | 14 | 121 | 4 | 117 | 0 | 59 | 8.4 |
| Brian Battie | 23 | 97 | 15 | 82 | 1 | 22 | 3.6 |
| K'wan Powell | 4 | 15 | 0 | 15 | 0 | 7 | 3.8 |
| Jimmy Horn Jr. | 2 | 10 | 0 | 10 | 0 | 5 | 5.0 |
| **Totals:** | **43** | **243** | **19** | **224** | **1** | **59** | **5.2** |

| PASSING | C-A-I | Yds | TD | Long | Sack |
|---|---|---|---|---|---|
| Gerry Bohanon | 11-21-0 | 139 | 2 | 33 | 0 |
| **Totals:** | **11-21-0** | **139** | **2** | **33** | **0** |

| RECEIVING | TAR | No. | Yards | YAC | TD | Long |
|---|---|---|---|---|---|---|
| Xavier Weaver | 12 | 7 | 112 | 1 | 2 | 33 |
| Khafre Brown | 1 | 1 | 16 | 4 | 0 | 16 |
| Omarion Dollison | 1 | 1 | 8 | 0 | 0 | 8 |
| Jimmy Horn Jr. | 2 | 1 | 2 | 3 | 0 | 2 |
| Brian Battie | 2 | 1 | 1 | 1 | 0 | 1 |
| Yusuf Terry | 2 | 0 | 0 | 0 | 0 | 0 |
| K'wan Powell | 1 | 0 | 0 | 0 | 0 | 0 |
| **Totals:** | **21** | **11** | **139** | **9** | **2** | **33** |

| PUNTING | No. | Yds | Avg | Long | In20 | TB |
|---|---|---|---|---|---|---|
| Colin McCreary | 5 | 177 | 35.4 | 39 | 0 | 0 |
| **Totals:** | **5** | **177** | **35.4** | **39** | **0** | **0** |

| RETURNS | Punt | | | Kickoff | | | Intercept | | |
|---|---|---|---|---|---|---|---|---|---|
| | No | Yds | Lg | No | Yds | Lg | No | Yds | Lg |
| Brian Battie | 0 | 0 | 0 | 2 | 24 | 16 | 0 | 0 | 0 |
| Aamaris Brown | 0 | 0 | 0 | 0 | 0 | 0 | 1 | 0 | 0 |
| Matthew Hill | 0 | 0 | 0 | 0 | 0 | 0 | 1 | 0 | 0 |
| **Totals:** | **0** | **0** | **0** | **2** | **24** | **16** | **2** | **0** | **0** |

| FIELD GOALS | Qtr | Time | Dist | Result |
|---|---|---|---|---|
| Spencer Shrader | 1st | 03:16 | 21 | GOOD |

| KICKOFFS | No. | Yards | Avg | TB | OB |
|---|---|---|---|---|---|
| Spencer Shrader | 5 | 325 | 65.0 | 5 | 0 |

| ALL-PURPOSE | Rush | Rcv | KR | PR | IR | Total |
|---|---|---|---|---|---|---|
| Gerry Bohanon | 117 | 0 | 0 | 0 | 0 | 117 |
| Xavier Weaver | 0 | 112 | 0 | 0 | 0 | 112 |
| Brian Battie | 82 | 1 | 24 | 0 | 0 | 107 |
| Khafre Brown | 0 | 16 | 0 | 0 | 0 | 16 |

FUMBLES
South Fla. - Brian Battie 1-0,Xavier Weaver 1-0
Cincinnati - Ben Bryant 1-0,TEAM 1-0

### CINCINNATI

| RUSHING | No. | Gain | Loss | Net | TD | Lg | Avg |
|---|---|---|---|---|---|---|---|
| Charles McClelland | 21 | 182 | 3 | 179 | 2 | 35 | 8.5 |
| Ryan Montgomery | 7 | 22 | 0 | 22 | 0 | 8 | 3.1 |
| Evan Prater | 4 | 24 | 9 | 15 | 0 | 11 | 3.8 |
| Ben Bryant | 3 | 14 | 6 | 8 | 0 | 7 | 2.7 |
| TEAM | 2 | 0 | 3 | -3 | 0 | 0 | -1.5 |
| **Totals:** | **37** | **242** | **21** | **221** | **2** | **35** | **6.0** |

| PASSING | C-A-I | Yds | TD | Long | Sack |
|---|---|---|---|---|---|
| Ben Bryant | 15-21-2 | 178 | 2 | 28 | 1 |
| Evan Prater | 1-2-0 | 15 | 0 | 15 | 1 |
| **Totals:** | **16-23-2** | **193** | **2** | **28** | **2** |

| RECEIVING | TAR | No. | Yards | YAC | TD | Long |
|---|---|---|---|---|---|---|
| Tre Tucker | 9 | 7 | 64 | 21 | 0 | 19 |
| Jadon Thompson | 3 | 3 | 40 | 27 | 1 | 28 |
| Josh Whyle | 4 | 2 | 32 | 25 | 0 | 17 |
| Nick Mardner | 3 | 2 | 22 | 5 | 1 | 14 |
| Ryan Montgomery | 1 | 1 | 26 | 28 | 0 | 26 |
| Blue Smith | 1 | 1 | 9 | 0 | 0 | 9 |
| Tyler Scott | 1 | 0 | 0 | 0 | 0 | 0 |
| Chris Scott | 1 | 0 | 0 | 0 | 0 | 0 |
| **Totals:** | **23** | **16** | **193** | **106** | **2** | **28** |

| PUNTING | No. | Yds | Avg | Long | In20 | TB |
|---|---|---|---|---|---|---|
| Mason Fletcher | 3 | 119 | 39.7 | 43 | 3 | 0 |
| **Totals:** | **3** | **119** | **39.7** | **43** | **3** | **0** |

| RETURNS | Punt | | | Kickoff | | | Intercept | | |
|---|---|---|---|---|---|---|---|---|---|
| | No | Yds | Lg | No | Yds | Lg | No | Yds | Lg |
| **Totals:** | **0** | **0** | **0** | **0** | **0** | **0** | **0** | **0** | **0** |

| FIELD GOALS | Qtr | Time | Dist | Result |
|---|---|---|---|---|

| KICKOFFS | No. | Yards | Avg | TB | OB |
|---|---|---|---|---|---|
| Ryan Coe | 5 | 314 | 62.8 | 2 | 1 |

| ALL-PURPOSE | Rush | Rcv | KR | PR | IR | Total |
|---|---|---|---|---|---|---|
| Charles McClelland | 179 | 0 | 0 | 0 | 0 | 179 |
| Tre Tucker | 0 | 64 | 0 | 0 | 0 | 64 |
| Ryan Montgomery | 22 | 26 | 0 | 0 | 0 | 48 |
| Jadon Thompson | 0 | 40 | 0 | 0 | 0 | 40 |

Attendance: 38577

| FULL GAME | USF | CIN |
|---|---|---|
| **FIRST DOWNS** | 19 | 22 |
| Rushing | 10 | 12 |
| Passing | 8 | 9 |
| Penalty | 1 | 1 |
| **NET YARDS RUSHING** | 224 | 221 |
| Rushing Attempts | 43 | 37 |
| Average Per Rush | 5.2 | 6.0 |
| Rushing Touchdowns | 1 | 2 |
| Yards Gained Rushing | 243 | 242 |
| Yards Lost Rushing | 19 | 21 |
| **NET YARDS PASSING** | 139 | 193 |
| Completions-Attempts-Int | 11-21-0 | 16-23-2 |
| Average Per Attempt | 6.6 | 8.4 |
| Average Per Completion | 12.6 | 12.1 |
| Passing Touchdowns | 2 | 2 |
| **TOTAL OFFENSE YARDS** | 363 | 414 |
| Total offense plays | 64 | 60 |
| Average Gain Per Play | 5.7 | 6.9 |
| Fumbles: Number-Lost | 2-0 | 2-0 |
| Penalties: Number-Yards | 2-15 | 4-35 |
| **PUNTS-YARDS** | 5-177 | 3-119 |
| Average Yards Per Punt | 35.4 | 39.7 |
| Net Yards Per Punt | 35.4 | 39.7 |
| Inside 20 | 0 | 3 |
| 50+ Yards | 0 | 0 |
| Touchbacks | 0 | 0 |
| Fair catch | 4 | 2 |
| **KICKOFF-YARDS** | 5-325 | 5-314 |
| Average Yards Per Kickoff | 65.0 | 62.8 |
| Net Yards Per Kickoff | 40 | 42.6 |
| Touchbacks | 5 | 2 |
| Fair Catch Yards | 0 | 0 |
| Punt returns: Number-Yards-TD | 0-0-0 | 0-0-0 |
| Average Per Return | 0.0 | 0.0 |
| Kickoff returns: Number-Yds-TD | 2-24-0 | 0-0-0 |
| Average Per Return | 12.0 | 0.0 |
| Interceptions: Number-Yds-TD | 2-0-0 | 0-0-0 |
| Fumble Returns: Number-Yds-TD | 0-0-0 | 0-0-0 |
| Miscellaneous Yards | 0 | 0 |
| Possession Time | 32:29 | 27:31 |
| 1st Quarter | 12:21 | 02:39 |
| 2nd Quarter | 08:56 | 06:04 |
| 3rd Quarter | 05:18 | 09:42 |
| 4th Quarter | 05:54 | 09:06 |
| Third-Down Conversions | 8-15 | 2-7 |
| Fourth-Down Conversions | 0-1 | 1-2 |
| Red-Zone Scores-Chances | 3-3 | 2-3 |
| Touchdowns | 2-3 | 2-3 |
| Field goals | 1-3 | 0-3 |
| Sacks By: Number-Yards | 2-15 | 0-0 |
| PAT Kicks | 3-3 | 4-4 |
| 2Pts Conversions | 0-0 | 0-0 |
| Field Goals | 1-1 | 0-0 |
| Points off Turnover | 3 | 0 |

### SOUTH FLA.

| # | Name | Solo | Ast | Total | Sacks-Yds | TFL-Yds | FF | FR-Yds | Int-Yds | BrUp | Blks | QBH |
|---|---|---|---|---|---|---|---|---|---|---|---|---|
| 11 | Dwayne Boyles | 4 | 7 | 11 | 0.0-0 | 1.5-3 | 0 | 0-0 | 0-0 | 1 | 0 | 0 |
| 33 | Timarcus Simpson | 6 | 2 | 8 | 0.0-0 | 0.0-0 | 1 | 0-0 | 0-0 | 0 | 0 | 0 |
| 8 | DJ Gordon IV | 4 | 2 | 6 | 0.0-0 | 0.0-0 | 0 | 0-0 | 0-0 | 0 | 0 | 0 |
| 23 | Davon Hicks | 4 | 2 | 6 | 0.0-0 | 0.0-0 | 0 | 0-0 | 0-0 | 0 | 0 | 0 |
| 15 | Jayden Curry | 1 | 4 | 5 | 0.0-0 | 0.0-0 | 0 | 0-0 | 0-0 | 0 | 0 | 0 |
| 4 | Christian Williams | 2 | 2 | 4 | 0.0-0 | 0.0-0 | 0 | 0-0 | 0-0 | 1 | 0 | 0 |
| 9 | Aamaris Brown | 2 | 2 | 4 | 0.0-0 | 0.0-0 | 0 | 0-0 | 1-0 | 0 | 0 | 0 |
| 40 | Jason Vaughn | 2 | 1 | 3 | 1.0-6 | 1.0-6 | 0 | 0-0 | 0-0 | 0 | 0 | 1 |
| 28 | Jatorian Hansford | 1 | 2 | 3 | 1.0-9 | 1.5-10 | 0 | 0-0 | 0-0 | 0 | 0 | 0 |
| 13 | Tramel Logan | 0 | 3 | 3 | 0.0-0 | 0.0-0 | 0 | 0-0 | 0-0 | 0 | 0 | 0 |
| 90 | Rashad Cheney Jr. | 1 | 1 | 2 | 0.0-0 | 0.0-0 | 0 | 0-0 | 0-0 | 0 | 0 | 0 |
| 24 | Mac Harris | 1 | 1 | 2 | 0.0-0 | 0.0-0 | 0 | 0-0 | 0-0 | 0 | 0 | 0 |
| 1 | Matthew Hill | 1 | 0 | 1 | 0.0-0 | 0.0-0 | 0 | 0-0 | 1-0 | 0 | 0 | 0 |
| 16 | Eddie Kelly | 0 | 1 | 1 | 0.0-0 | 0.0-0 | 0 | 0-0 | 0-0 | 0 | 0 | 0 |
| 19 | Jonathan Ross | 0 | 1 | 1 | 0.0-0 | 0.0-0 | 0 | 0-0 | 0-0 | 0 | 0 | 0 |
| 99 | Darrien Grant | 0 | 1 | 1 | 0.0-0 | 0.0-0 | 0 | 0-0 | 0-0 | 0 | 0 | 0 |
| 10 | Nick Bags | 0 | 1 | 1 | 0.0-0 | 0.0-0 | 0 | 0-0 | 0-0 | 0 | 0 | 0 |
| 7 | Will Jones II | 0 | 1 | 1 | 0.0-0 | 0.0-0 | 0 | 0-0 | 0-0 | 1 | 0 | 0 |
| | **Totals** | **29** | **34** | **63** | **2.0-15** | **4.0-19** | **1** | **0-0** | **2-0** | **3** | **0** | **1** |

### CINCINNATI

| # | Name | Solo | Ast | Total | Sacks-Yds | TFL-Yds | FF | FR-Yds | Int-Yds | BrUp | Blks | QBH |
|---|---|---|---|---|---|---|---|---|---|---|---|---|
| 13 | Ty Van Fossen | 7 | 9 | 16 | 0.0-0 | 1.0-2 | 0 | 0-0 | 0-0 | 0 | 0 | 1 |
| 3 | Ja'von Hicks | 3 | 6 | 9 | 0.0-0 | 1.0-5 | 0 | 0-0 | 0-0 | 0 | 0 | 0 |
| 2 | Wilson Huber | 2 | 6 | 8 | 0.0-0 | 2.5-2 | 0 | 0-0 | 0-0 | 0 | 0 | 1 |
| 0 | Ivan Pace Jr. | 1 | 6 | 7 | 0.0-0 | 0.0-0 | 0 | 0-0 | 0-0 | 0 | 0 | 0 |
| 29 | Jacob Dingle | 1 | 6 | 7 | 0.0-0 | 0.0-0 | 0 | 0-0 | 0-0 | 0 | 0 | 0 |
| 11 | Sammy Anderson | 4 | 0 | 4 | 0.0-0 | 2.0-5 | 1 | 0-0 | 0-0 | 0 | 0 | 0 |
| 7 | Jaheim Thomas | 1 | 3 | 4 | 0.0-0 | 0.0-0 | 0 | 0-0 | 0-0 | 0 | 0 | 0 |
| 97 | Eric Phillips | 0 | 4 | 4 | 0.0-0 | 0.5-1 | 0 | 0-0 | 0-0 | 0 | 0 | 0 |
| 58 | Dontay Corleone | 2 | 1 | 3 | 0.0-0 | 0.0-0 | 0 | 0-0 | 0-0 | 0 | 0 | 1 |
| 5 | Jaquan Sheppard | 1 | 2 | 3 | 0.0-0 | 0.0-0 | 0 | 0-0 | 0-0 | 0 | 0 | 0 |
| 20 | Deshawn Pace | 0 | 3 | 3 | 0.0-0 | 0.5-1 | 0 | 0-0 | 0-0 | 0 | 0 | 0 |
| 9 | Arquon Bush | 2 | 0 | 2 | 0.0-0 | 0.0-0 | 1 | 0-0 | 0-0 | 0 | 0 | 0 |
| 15 | Taj Ward | 1 | 1 | 2 | 0.0-0 | 0.5-2 | 0 | 0-0 | 0-0 | 1 | 0 | 0 |
| 18 | Jowon Briggs | 0 | 2 | 2 | 0.0-0 | 0.0-0 | 0 | 0-0 | 0-0 | 0 | 0 | 0 |
| 90 | Jabari Taylor | 0 | 1 | 1 | 0.0-0 | 0.0-0 | 0 | 0-0 | 0-0 | 0 | 0 | 0 |
| 27 | Armorion Smith | 0 | 1 | 1 | 0.0-0 | 0.0-0 | 0 | 0-0 | 0-0 | 0 | 0 | 0 |
| 34 | Justin Wodtly | 0 | 1 | 1 | 0.0-0 | 0.0-0 | 0 | 0-0 | 0-0 | 0 | 0 | 0 |
| | **Totals** | **25** | **52** | **77** | **0.0-0** | **8.0-18** | **2** | **0-0** | **0-0** | **1** | **0** | **3** |

# GAME 7: TULANE 45, USF 31

## RAYMOND JAMES STADIUM • TAMPA, FLA.

## OCT. 15, 2022 • 4:00 PM • ESPNU

**TAMPA, FLA. –** USF (1-6; 0-3 AAC) was battling with conference-leading Tulane (6-1; 3-0 AAC) in a 17-17 game in the third quarter when the Green Wave exploded for 14-straight points in a 62-second burst and went on to claim a 45-31 victory on the Bulls homecoming. The Bulls played the bulk of the game without starting quarterback Gerry Bohanon who left with an injury with just over 6:30 left to play in the second quarter, adding to the Bulls already significant injury woes. The Bulls still had the game tied at 17 late in the third quarter when things changed quickly. Bohanon drove the Bulls 79 yards, using a big 44-yard pass to Jimmy Horn Jr. and an 8-yard touchdown pass to Horn Jr. to take the lead 7-3. Tulane responded by going 75 yards on nine plays for a touchdown capped by a 5-yard quarterback keeper by Michael Pratt. Bohanon matched Pratt's effort and drove USF 75 yards, running for a 33-yard touchdown to put the Bulls back on top, 14-10. With USF driving with about six and a half minutes left in the second quarter, Bohanon injured his right throwing shoulder after a run and did not return. Tulane took a 17-14 lead into halftime when Pratt hit Shea Wyatt for an 11-yard touchdown pass with 3 seconds in the half. Backup quarterback Katravis Marsh took over after Bohanon started 7-of-8 for 109 yards and a touchdown and ran for 59 yards and a touchdown, leaving the game with a four-point USF lead. On Tulane's opening drive of the second half, they drove to the USF20. Tramel Logan batted down a fourth down pass for a turnover on downs. The Bulls then drove 45 yards on six plays and Spencer Shrader kicked a 23-yard field goal to tie the game 17-17 with less than five minutes to go in the third quarter. The next 62 seconds changed everything. Tulane's Tyjae Spears responded with a 75-yard touchdown run on Tulane's first play from scrimmage. When the Bulls received the ball, Marsh fumbled it on the USF six-yard line on the Bulls second play from scrimmage. The Green Wave capitalized on their first play when Spears rushed for a six-yard touchdown to extend the Tulane lead to 14 points, 31-17.

■ LB Dwayne Boyles posted a career-high in tackles with 15 and added two tackles for losses, a sack an and a forced fumble.

■ WR Jimmy Horn posted five catches for 98 yards and a touchdown.

■ USF's 31 points on the day were the most given up by Tulane on the year. The Green Wave entered the game ranked No. 7 in the nation giving up 13 points per game.

**Quotable:**

"It feels like where we are as a team, we always have to play perfect."

**Head Coach Jeff Scott**

Attendance: 3105

| FULL GAME | TUL | USF |
|---|---|---|
| **FIRST DOWNS** | 30 | 14 |
| Rushing | 14 | 5 |
| Passing | 15 | 9 |
| Penalty | 1 | 0 |
| **NET YARDS RUSHING** | 235 | 118 |
| Rushing Attempts | 51 | 28 |
| Average Per Rush | 4.6 | 4.2 |
| Rushing Touchdowns | 4 | 1 |
| Yards Gained Rushing | 268 | 128 |
| Yards Lost Rushing | 33 | 10 |
| **NET YARDS PASSING** | 329 | 259 |
| Completions-Attempts-Int | 23-36-0 | 14-23-0 |
| Average Per Attempt | 9.1 | 11.3 |
| Average Per Completion | 14.3 | 18.5 |
| Passing Touchdowns | 2 | 3 |
| **TOTAL OFFENSE YARDS** | 564 | 377 |
| Total offense plays | 87 | 51 |
| Average Gain Per Play | 6.5 | 7.4 |
| Fumbles: Number-Lost | 1-1 | 2-2 |
| Penalties: Number-Yards | 4-20 | 6-60 |
| **PUNTS-YARDS** | 3-108 | 6-262 |
| Average Yards Per Punt | 36.0 | 43.7 |
| Net Yards Per Punt | 36.7 | 42 |
| Inside 20 | 2 | 2 |
| 50+ Yards | 1 | 1 |
| Touchbacks | 0 | 0 |
| Fair catch | 1 | 4 |
| **KICKOFF-YARDS** | 8-479 | 5-320 |
| Average Yards Per Kickoff | 59.9 | 64.0 |
| Net Yards Per Kickoff | 39.5 | 39.4 |
| Touchbacks | 6 | 4 |
| Fair Catch Yards | 0 | 0 |
| Punt returns: Number-Yards-TD | 1-10-0 | 1--2-0 |
| Average Per Return | 10.0 | -2.0 |
| Kickoff returns: Number-Yds-TD | 1-23-0 | 1-13-0 |
| Average Per Return | 23.0 | 13.0 |
| Interceptions: Number-Yds-TD | 0-0-0 | 0-0-0 |
| Fumble Returns: Number-Yds-TD | 1-7-0 | 0-0-0 |
| Miscellaneous Yards | 0 | 0 |
| Possession Time | 36:52 | 23:08 |
| 1st Quarter | 09:01 | 05:59 |
| 2nd Quarter | 10:43 | 04:17 |
| 3rd Quarter | 05:51 | 09:09 |
| 4th Quarter | 11:17 | 03:43 |
| Third-Down Conversions | 7-17 | 2-9 |
| Fourth-Down Conversions | 3-4 | 0-0 |
| Red-Zone Scores-Chances | 6-8 | 3-3 |
| Touchdowns | 5-8 | 2-3 |
| Field goals | 1-8 | 1-3 |
| Sacks By: Number-Yards | 1-6 | 4-13 |
| PAT Kicks | 6-6 | 4-4 |
| 2Pts Conversions | 0-0 | 0-0 |
| Field Goals | 1-2 | 1-1 |
| Points off Turnover | 7 | 0 |

SCORE BY QUARTERS

| Team | 1st | 2nd | 3rd | 4th | Total |
|---|---|---|---|---|---|
| Tulane | 3 | 14 | 14 | 14 | 45 |
| South Fla. | 7 | 7 | 10 | 7 | 31 |

SCORING SUMMARY

| Qtr | Time | Scoring Play | V-H |
|---|---|---|---|
| 1st | 08:54 | TUL - #43 V.Ambrosio 20 yd FG, 15-71, 05:04 | 3-0 |
| 1st | 01:59 | USF - #5 J.Horn Jr. 8 yd pass from #11 G.Bohanon (#32 S.Shrader kick), 8-79, 04:26 | 3-7 |
| 2nd | 13:07 | TUL - #7 M.Pratt 5 yd rush (#43 V.Ambrosio kick), 9-75, 03:52 | 10-7 |
| 2nd | 11:28 | USF - #11 G.Bohanon 33 yd rush (#32 S.Shrader kick), 4-75, 01:39 | 10-14 |
| 2nd | 00:03 | TUL - #2 D.Watts 11 yd pass from #7 M.Pratt (#43 V.Ambrosio kick), 15-63, 04:08 | 17-14 |
| 3rd | 04:52 | USF - #32 S.Shrader 16 yd FG, 7-45, 03:27 | 17-17 |
| 3rd | 04:41 | TUL - #22 T.Spears 75 yd rush (#43 V.Ambrosio kick), 1-75, 00:11 | 24-17 |
| 3rd | 03:39 | TUL - #22 T.Spears 6 yd rush (#43 V.Ambrosio kick), 1-6, 00:06 | 31-17 |
| 3rd | 00:09 | USF - #10 X.Weaver 17 yd pass from #12 K.Marsh (#32 S.Shrader kick), 2-18, 00:39 | 31-24 |
| 4th | 13:11 | TUL - #14 D.McDougle 16 yd pass from #7 M.Pratt (#43 V.Ambrosio kick), 5-72, 01:51 | 38-24 |
| 4th | 09:08 | TUL - #7 M.Pratt 1 yd rush (#43 V.Ambrosio kick), 7-54, 03:41 | 45-24 |

**TULANE**

| RUSHING | No. | Gain | Loss | Net | TD | Lg | Avg |
|---|---|---|---|---|---|---|---|
| Tyjae Spears | 18 | 157 | 6 | 151 | 2 | 75 | 8.4 |
| Shaadie Clayton | 10 | 56 | 2 | 54 | 0 | 19 | 5.4 |
| Michael Pratt | 16 | 37 | 22 | 15 | 2 | 15 | 0.9 |
| Dea Dea McDougle | 1 | 10 | 0 | 10 | 0 | 10 | 10.0 |
| Iverson Celestine | 2 | 4 | 0 | 4 | 0 | 2 | 2.0 |
| Tyrick James | 1 | 3 | 0 | 3 | 0 | 3 | 3.0 |
| TEAM | 3 | 1 | 3 | -2 | 0 | 1 | -0.7 |
| **Totals:** | **51** | **268** | **33** | **235** | **4** | **75** | **4.6** |

| PASSING | C-A-I | Yds | TD | Long | Sack |
|---|---|---|---|---|---|
| Michael Pratt | 23-35-0 | 329 | 2 | 37 | 5 |
| TEAM | 0-1-0 | 0 | 0 | 0 | 0 |
| **Totals:** | **23-36-0** | **329** | **2** | **37** | **5** |

| RECEIVING | TAR | No. | Yards | YAC | TD | Long |
|---|---|---|---|---|---|---|
| Jha'Quan Jackson | 7 | 7 | 86 | 52 | 0 | 20 |
| Tyrick James | 5 | 5 | 79 | 23 | 0 | 29 |
| Duece Watts | 8 | 4 | 48 | 38 | 1 | 20 |
| Lawrence Keys III | 3 | 3 | 20 | 15 | 0 | 10 |
| Shae Wyatt | 3 | 2 | 68 | 38 | 0 | 37 |
| Dea Dea McDougle | 2 | 2 | 28 | 10 | 1 | 16 |
| Bryce Bohanon | 2 | 0 | 0 | 0 | 0 | 0 |
| Tyjae Spears | 2 | 0 | 0 | 0 | 0 | 0 |
| Reggie Brown | 1 | 0 | 0 | 0 | 0 | 0 |
| **Totals:** | **33** | **23** | **329** | **176** | **2** | **37** |

| PUNTING | No. | Yds | Avg | Long | In20 | TB |
|---|---|---|---|---|---|---|
| Casey Glover | 3 | 108 | 36.0 | 52 | 2 | 0 |
| **Totals:** | **3** | **108** | **36.0** | **52** | **2** | **0** |

| RETURNS | Punt | | | Kickoff | | | Intercept | | |
|---|---|---|---|---|---|---|---|---|---|
| | No | Yds | Lg | No | Yds | Lg | No | Yds | Lg |
| Jha'Quan Jackson | 1 | 10 | 10 | 0 | 0 | 0 | 0 | 0 | 0 |
| Lawrence Keys III | 0 | 0 | 0 | 1 | 23 | 23 | 0 | 0 | 0 |
| **Totals:** | **1** | **10** | **10** | **1** | **23** | **23** | **0** | **0** | **0** |

| FIELD GOALS | Qtr | Time | Dist | Result |
|---|---|---|---|---|
| Valentino Ambrosio | 1st | 08:54 | 20 | GOOD |
| Valentino Ambrosio | 1st | 06:25 | 31 | MISSED |

| KICKOFFS | No. | Yards | Avg | TB | OB |
|---|---|---|---|---|---|
| Casey Glover | 8 | 479 | 59.9 | 6 | 0 |

**SOUTH FLA.**

| RUSHING | No. | Gain | Loss | Net | TD | Lg | Avg |
|---|---|---|---|---|---|---|---|
| Gerry Bohanon | 5 | 59 | 0 | 59 | 1 | 33 | 11.8 |
| Brian Battie | 7 | 21 | 1 | 20 | 0 | 13 | 2.9 |
| K'wan Powell | 3 | 15 | 0 | 15 | 0 | 9 | 5.0 |
| Michel Dukes | 5 | 15 | 1 | 14 | 0 | 7 | 2.8 |
| Kelley Joiner Jr. | 2 | 11 | 0 | 11 | 0 | 8 | 5.5 |
| Jimmy Horn Jr. | 1 | 2 | 0 | 2 | 0 | 2 | 2.0 |
| TEAM | 1 | 0 | 1 | -1 | 0 | 0 | -1.0 |
| Katravis Marsh | 4 | 5 | 7 | -2 | 0 | 3 | -0.5 |
| **Totals:** | **28** | **128** | **10** | **118** | **1** | **33** | **4.2** |

| PASSING | C-A-I | Yds | TD | Long | Sack |
|---|---|---|---|---|---|
| Katravis Marsh | 7-15-0 | 150 | 2 | 73 | 1 |
| Gerry Bohanon | 7-8-0 | 109 | 1 | 44 | 0 |
| **Totals:** | **14-23-0** | **259** | **3** | **73** | **1** |

| RECEIVING | TAR | No. | Yards | YAC | TD | Long |
|---|---|---|---|---|---|---|
| Jimmy Horn Jr. | 7 | 5 | 98 | 67 | 1 | 44 |
| Xavier Weaver | 8 | 4 | 36 | 16 | 1 | 17 |
| Yusuf Terry | 2 | 2 | 10 | 2 | 0 | 6 |
| Dequan Stanley | 1 | 1 | 73 | 36 | 1 | 73 |
| Michel Dukes | 1 | 1 | 35 | 14 | 0 | 35 |
| Brian Battie | 1 | 1 | 7 | 7 | 0 | 7 |
| Kelley Joiner Jr. | 1 | 0 | 0 | 0 | 0 | 0 |
| Khafre Brown | 1 | 0 | 0 | 0 | 0 | 0 |
| Chris Carter | 1 | 0 | 0 | 0 | 0 | 0 |
| **Totals:** | **23** | **14** | **259** | **142** | **3** | **73** |

| PUNTING | No. | Yds | Avg | Long | In20 | TB |
|---|---|---|---|---|---|---|
| Colin McCreary | 6 | 262 | 43.7 | 52 | 2 | 0 |
| **Totals:** | **6** | **262** | **43.7** | **52** | **2** | **0** |

| RETURNS | Punt | | | Kickoff | | | Intercept | | |
|---|---|---|---|---|---|---|---|---|---|
| | No | Yds | Lg | No | Yds | Lg | No | Yds | Lg |
| Sean Atkins | 1 | -2 | 0 | 0 | 0 | 0 | 0 | 0 | 0 |
| Brian Battie | 0 | 0 | 0 | 1 | 13 | 13 | 0 | 0 | 0 |
| **Totals:** | **1** | **-2** | **0** | **1** | **13** | **13** | **0** | **0** | **0** |

| FIELD GOALS | Qtr | Time | Dist | Result |
|---|---|---|---|---|
| Spencer Shrader | 3rd | 04:52 | 16 | GOOD |

| KICKOFFS | No. | Yards | Avg | TB | OB |
|---|---|---|---|---|---|
| Spencer Shrader | 5 | 320 | 64.0 | 4 | 0 |

FULL GAME

**TULANE**

| # | Name | Solo | Ast | Total | Sacks-Yds | TFL-Yds | FF | FR-Yds | Int-Yds | BrUp | Blks | QBH |
|---|---|---|---|---|---|---|---|---|---|---|---|---|
| 1 | Nick Anderson | 6 | 1 | 7 | 0.5-3 | 1.5-4 | 1 | 0-0 | 0-0 | 0 | 0 | 0 |
| 2 | Dorian Williams | 4 | 0 | 4 | 0.0-0 | 0.0-0 | 0 | 0-0 | 0-0 | 1 | 0 | 0 |
| 31 | Larry Brooks | 4 | 0 | 4 | 0.0-0 | 0.0-0 | 0 | 0-0 | 0-0 | 0 | 0 | 0 |
| 23 | Lummie Young IV | 3 | 0 | 3 | 0.0-0 | 0.0-0 | 0 | 0-0 | 0-0 | 0 | 0 | 0 |
| 35 | Jesus Machado | 2 | 1 | 3 | 0.0-0 | 0.0-0 | 0 | 0-0 | 0-0 | 0 | 0 | 0 |
| 90 | Devean Deal | 2 | 0 | 2 | 0.0-0 | 0.0-0 | 0 | 0-0 | 0-0 | 0 | 0 | 0 |
| 91 | Tylo Phillips | 2 | 0 | 2 | 0.0-0 | 1.0-1 | 1 | 0-0 | 0-0 | 0 | 0 | 0 |
| 7 | Lance Robinson | 2 | 0 | 2 | 0.0-0 | 0.0-0 | 0 | 0-0 | 0-0 | 0 | 0 | 0 |
| 37 | Macon Clark | 2 | 0 | 2 | 0.0-0 | 0.0-0 | 0 | 1-7 | 0-0 | 0 | 0 | 0 |
| | TEAM | 2 | 0 | 2 | 0.0-0 | 0.0-0 | 0 | 0-0 | 0-0 | 0 | 0 | 0 |
| 3 | Angelo Anderson | 1 | 1 | 2 | 0.5-3 | 0.5-3 | 0 | 0-0 | 0-0 | 0 | 0 | 0 |
| 94 | Eric Hicks Jr. | 1 | 0 | 1 | 0.0-0 | 0.0-0 | 0 | 0-0 | 0-0 | 0 | 0 | 0 |
| 0 | Patrick Jenkins | 1 | 0 | 1 | 0.0-0 | 1.0-1 | 0 | 0-0 | 0-0 | 0 | 0 | 0 |
| 6 | Darius Hodges | 1 | 0 | 1 | 0.0-0 | 0.0-0 | 0 | 0-0 | 0-0 | 0 | 0 | 0 |
| 2 | Duece Watts | 1 | 0 | 1 | 0.0-0 | 0.0-0 | 0 | 0-0 | 0-0 | 0 | 0 | 0 |
| 70 | Kameron Hamilton | 1 | 0 | 1 | 0.0-0 | 0.0-0 | 0 | 0-0 | 0-0 | 0 | 0 | 0 |
| 19 | Kiland Harrison | 1 | 0 | 1 | 0.0-0 | 0.0-0 | 0 | 0-0 | 0-0 | 0 | 0 | 0 |
| 55 | Noah Taliancich | 1 | 0 | 1 | 0.0-0 | 0.0-0 | 0 | 0-0 | 0-0 | 0 | 0 | 0 |
| 11 | Jarius Monroe | 0 | 1 | 1 | 0.0-0 | 0.0-0 | 0 | 0-0 | 0-0 | 0 | 0 | 0 |
| 28 | Jadon Canady | 0 | 0 | 0 | 0.0-0 | 0.0-0 | 0 | 1-0 | 0-0 | 0 | 0 | 0 |
| | **Totals** | **37** | **4** | **41** | **1.0-6** | **4.0-9** | **2** | **2-7** | **0-0** | **1** | **0** | **0** |

**SOUTH FLA.**

| # | Name | Solo | Ast | Total | Sacks-Yds | TFL-Yds | FF | FR-Yds | Int-Yds | BrUp | Blks | QBH |
|---|---|---|---|---|---|---|---|---|---|---|---|---|
| 11 | Dwayne Boyles | 12 | 3 | 15 | 1.0-3 | 2.0-4 | 1 | 0-0 | 0-0 | 1 | 0 | 0 |
| 33 | Timarcus Simpson | 8 | 1 | 9 | 0.0-0 | 0.0-0 | 0 | 0-0 | 0-0 | 0 | 0 | 0 |
| 23 | Davon Hicks | 6 | 3 | 9 | 0.0-0 | 0.0-0 | 0 | 0-0 | 0-0 | 0 | 0 | 0 |
| 4 | Christian Williams | 4 | 2 | 6 | 0.0-0 | 1.0-1 | 0 | 0-0 | 0-0 | 0 | 0 | 0 |
| 40 | Jason Vaughn | 4 | 0 | 4 | 3.0-10 | 3.0-10 | 0 | 0-0 | 0-0 | 0 | 0 | 0 |
| 9 | Aamaris Brown | 3 | 1 | 4 | 0.0-0 | 0.0-0 | 0 | 0-0 | 0-0 | 2 | 0 | 0 |
| 1 | Matthew Hill | 2 | 2 | 4 | 0.0-0 | 1.0-6 | 0 | 0-0 | 0-0 | 0 | 0 | 0 |
| 6 | Rashawn Yates | 2 | 2 | 4 | 0.0-0 | 0.0-0 | 0 | 0-0 | 0-0 | 1 | 0 | 0 |
| 13 | Tramel Logan | 3 | 0 | 3 | 0.0-0 | 1.0-2 | 0 | 0-0 | 0-0 | 1 | 0 | 0 |
| 16 | Eddie Kelly | 1 | 2 | 3 | 0.0-0 | 0.0-0 | 0 | 0-0 | 0-0 | 0 | 0 | 0 |
| 2 | TJ Robinson | 2 | 0 | 2 | 0.0-0 | 0.0-0 | 0 | 0-0 | 0-0 | 0 | 0 | 0 |
| 7 | Will Jones II | 1 | 1 | 2 | 0.0-0 | 0.0-0 | 0 | 0-0 | 0-0 | 0 | 0 | 0 |
| 0 | Daquan Evans | 1 | 1 | 2 | 0.0-0 | 0.0-0 | 0 | 0-0 | 0-0 | 0 | 0 | 0 |
| 24 | Mac Harris | 1 | 1 | 2 | 0.0-0 | 0.0-0 | 0 | 0-0 | 0-0 | 0 | 0 | 0 |
| 28 | Jatorian Hansford | 0 | 2 | 2 | 0.0-0 | 0.0-0 | 0 | 1-0 | 0-0 | 0 | 0 | 0 |
| 20 | Jaelen Stokes | 1 | 0 | 1 | 0.0-0 | 0.0-0 | 0 | 0-0 | 0-0 | 0 | 0 | 0 |
| | TEAM | 1 | 0 | 1 | 0.0-0 | 0.0-0 | 0 | 0-0 | 0-0 | 0 | 0 | 0 |
| 21 | Brian Battie | 1 | 0 | 1 | 0.0-0 | 0.0-0 | 0 | 0-0 | 0-0 | 0 | 0 | 0 |
| 14 | Dequan Stanley | 1 | 0 | 1 | 0.0-0 | 0.0-0 | 0 | 0-0 | 0-0 | 0 | 0 | 0 |
| 4 | Omarion Dollison | 1 | 0 | 1 | 0.0-0 | 0.0-0 | 0 | 0-0 | 0-0 | 0 | 0 | 0 |
| 15 | Jayden Curry | 1 | 0 | 1 | 0.0-0 | 0.0-0 | 0 | 0-0 | 0-0 | 0 | 0 | 0 |
| 45 | CJ Ross | 1 | 0 | 1 | 0.0-0 | 0.0-0 | 0 | 0-0 | 0-0 | 0 | 0 | 0 |
| 99 | Darrien Grant | 0 | 1 | 1 | 0.0-0 | 0.0-0 | 0 | 0-0 | 0-0 | 0 | 0 | 0 |
| | **Totals** | **57** | **22** | **79** | **4.0-13** | **8.0-23** | **1** | **1-0** | **0-0** | **5** | **0** | **0** |

# GAME 8: HOUSTON 42, USF 27

## TDECU STADIUM • HOUSTON, TEXAS

## OCT. 29, 2022 • TBD • TBD

**HOUSTON, TEXAS –** Returning from a bye week with the first of back-to-back road games, USF headed to Houston where sophomore Katravis Marsh made his third career start in place of an injured Gerry Bohanon. Marsh led a USF offense that did not turn the ball over and scored on drives of 85, 76, 65 and 67 yards while posting 429 yards, the Bulls second-best offensive total on the year, and a season-high 12 explosive plays. USF led 14-7 in the first quarter after a pair of Brian Battie touchdown runs and 87 yards on the ground for the sophomore during the quarter. USF missed an opportunity to tack on more points with a missed 31-yard field goal and then saw Houston close the half with three straight touchdowns and take a 28-14 lead to the break. The Bulls stopped Houston on its first possession of the second half and then drove 65 yards to get within seven, 28-21, midway through the third quarter when Michel Dukes scored from 1-yard out. But, the Bulls couldn't keep pace with Cougar quarterback Clayton Tune who threw for 380 yards and four touchdowns and a Houston offense that produced two 100-yard receivers (Nathaniel Dell, 112; KeSean Carter, 102) and 490 yards. The Bulls scored on a late touchdown pass from Marsh to Chris Carter for the final margin. USF went 4-of-11 on third down and 1-4 on fourth while Houston was 7-of-11 and 0-1.

■ QB Katravis Marsh finished 24-of-34 for 275 yards and a TD, marking the best passing yards and completion percentage (71%) for a USF player on the year.

■ LB Dwayne Boyles led the Bulls' defensive effort for the fourth-straight game with 10 tackles, 1.5 TFL.

■ RB Brian Battie posted his third 100-yard rushing game on the year (106), nettin 87 of those yards and two touchdowns in the first quarter before suffering a groin injury that slowed him.

■ WR Xavier Weaver caught seven passes for 84 yards with 56 yards after the catch.

### Quotable:

"Any time you put a new quarterback in there against a really good defense like Houston's it's going to be tough. But overall I felt like he managed the game pretty well for his first time against a defense like that. I really expect (Marsh) to build off his performance and continue to improve as we move forward." **- Jeff Scott**

| Team | 1st | 2nd | 3rd | 4th | Total |
|---|---|---|---|---|---|
| South Fla. | 14 | 0 | 7 | 6 | **27** |
| Houston | 14 | 14 | 7 | 7 | **42** |

SCORING SUMMARY

| Qtr | Time | Scoring Play | V-H |
|---|---|---|---|
| 1st | 09:43 | HOU - #1 N.Dell 1 yd pass from #3 C.Tune (#51 K.Ramsey kick), 7-65, 03:19 | 0-7 |
| 1st | 06:48 | USF - #21 B.Battie 13 yd rush (#32 S.Shrader kick), 5-85, 02:48 | 7-7 |
| 1st | 03:34 | USF - #21 B.Battie 20 yd rush (#32 S.Shrader kick), 4-76, 01:42 | 14-7 |
| 1st | 00:26 | HOU - #21 S.Sneed 8 yd rush (#51 K.Ramsey kick), 7-68, 03:00 | 14-14 |
| 2nd | 09:46 | HOU - #1 N.Dell 52 yd pass from #3 C.Tune (#51 K.Ramsey kick), 7-79, 02:27 | 14-21 |
| 2nd | 00:55 | HOU - #83 P.Sawyer 12 yd pass from #3 C.Tune (#51 K.Ramsey kick), 12-67, 05:57 | 14-28 |
| 3rd | 07:14 | USF - #2 M.Dukes 1 yd rush (#32 S.Shrader kick), 12-65, 05:44 | 21-28 |
| 3rd | 03:48 | HOU - #21 S.Sneed 12 yd rush (#51 K.Ramsey kick), 8-75, 03:26 | 21-35 |
| 4th | 11:57 | HOU - #8 K.Carter 28 yd pass from #3 C.Tune (#51 K.Ramsey kick), 3-46, 01:28 | 21-42 |
| 4th | 01:05 | USF - #88 C.Carter 2 yd pass from #12 K.Marsh (#67 D.Jacobs pass from #12 K.Marsh failed), 4-67, 00:43 | 27-42 |

**SOUTH FLA.**

| RUSHING | No. | Gain | Loss | Net | TD | Lg | Avg |
|---|---|---|---|---|---|---|---|
| Brian Battie | 12 | 106 | 0 | 106 | 2 | 37 | 8.8 |
| Michel Dukes | 5 | 22 | 1 | 21 | 1 | 19 | 4.2 |
| Katravis Marsh | 7 | 32 | 12 | 20 | 0 | 24 | 2.9 |
| Kelley Joiner Jr. | 4 | 8 | 0 | 8 | 0 | 3 | 2.0 |
| K'wan Powell | 2 | 5 | 0 | 5 | 0 | 3 | 2.5 |
| Jimmy Horn Jr. | 1 | 0 | 6 | -6 | 0 | 0 | -6.0 |
| **Totals:** | **31** | **173** | **19** | **154** | **3** | **37** | **5.0** |

| PASSING | C-A-I | Yds | TD | Long | Sack |
|---|---|---|---|---|---|
| Katravis Marsh | 24-34-0 | 275 | 1 | 40 | 3 |
| **Totals:** | **24-34-0** | **275** | **1** | **40** | **3** |

| RECEIVING | TAR | No. | Yards | YAC | TD | Long |
|---|---|---|---|---|---|---|
| Xavier Weaver | 12 | 7 | 84 | 56 | 0 | 30 |
| Brian Battie | 5 | 4 | 47 | 50 | 0 | 31 |
| Jimmy Horn Jr. | 6 | 4 | 39 | 27 | 0 | 29 |
| Kelley Joiner Jr. | 5 | 4 | 32 | 41 | 0 | 24 |
| Omarion Dollison | 1 | 1 | 40 | 5 | 0 | 40 |
| Holden Willis | 2 | 1 | 19 | 4 | 0 | 19 |
| Michel Dukes | 1 | 1 | 6 | 4 | 0 | 6 |
| Khafre Brown | 1 | 1 | 6 | 0 | 0 | 6 |
| Chris Carter | 1 | 1 | 2 | 1 | 1 | 2 |
| **Totals:** | **34** | **24** | **275** | **188** | **1** | **40** |

| PUNTING | No. | Yds | Avg | Long | In20 | TB |
|---|---|---|---|---|---|---|
| Colin McCreary | 2 | 87 | 43.5 | 46 | 0 | 0 |
| **Totals:** | **2** | **87** | **43.5** | **46** | **0** | **0** |

| RETURNS | Punt | | | Kickoff | | | Intercept | | |
|---|---|---|---|---|---|---|---|---|---|
| | No | Yds | Lg | No | Yds | Lg | No | Yds | Lg |
| Xavier Weaver | 2 | 8 | 6 | 0 | 0 | 0 | 0 | 0 | 0 |
| Brian Battie | 0 | 0 | 0 | 2 | 15 | 15 | 0 | 0 | 0 |
| **Totals:** | **2** | **8** | **6** | **2** | **15** | **15** | **0** | **0** | **0** |

| FIELD GOALS | Qtr | Time | Dist | Result |
|---|---|---|---|---|
| Spencer Shrader | 2nd | 12:13 | 31 | MISSED |

| KICKOFFS | No. | Yards | Avg | TB | OB |
|---|---|---|---|---|---|
| Spencer Shrader | 4 | 246 | 61.5 | 2 | 0 |

| ALL-PURPOSE | Rush | Rcv | KR | PR | IR | Total |
|---|---|---|---|---|---|---|
| Brian Battie | 106 | 47 | 15 | 0 | 0 | 168 |
| Xavier Weaver | 0 | 84 | 0 | 8 | 0 | 92 |
| Kelley Joiner Jr. | 8 | 32 | 0 | 0 | 0 | 40 |
| Omarion Dollison | 0 | 40 | 0 | 0 | 0 | 40 |

FUMBLES
South Fla. - Brian Battie 1-0
Houston - Nathaniel Dell 1-0,Lucas Coley 1-1

**HOUSTON**

| RUSHING | No. | Gain | Loss | Net | TD | Lg | Avg |
|---|---|---|---|---|---|---|---|
| Stacy Sneed | 10 | 63 | 3 | 60 | 2 | 15 | 6.0 |
| Brandon Campbell | 6 | 25 | 0 | 25 | 0 | 13 | 4.2 |
| Clayton Tune | 3 | 19 | 0 | 19 | 0 | 8 | 6.3 |
| Nathaniel Dell | 1 | 3 | 0 | 3 | 0 | 3 | 3.0 |
| Lucas Coley | 1 | 1 | 0 | 1 | 0 | 1 | 1.0 |
| TEAM | 4 | 0 | 5 | -5 | 0 | 0 | -1.2 |
| **Totals:** | **25** | **111** | **8** | **103** | **2** | **15** | **4.1** |

| PASSING | C-A-I | Yds | TD | Long | Sack |
|---|---|---|---|---|---|
| Clayton Tune | 31-37-0 | 380 | 4 | 52 | 0 |
| Lucas Coley | 2-2-0 | 7 | 0 | 4 | 0 |
| **Totals:** | **33-39-0** | **387** | **4** | **52** | **0** |

| RECEIVING | TAR | No. | Yards | YAC | TD | Long |
|---|---|---|---|---|---|---|
| Nathaniel Dell | 11 | 9 | 112 | 76 | 2 | 52 |
| KeSean Carter | 8 | 7 | 102 | 38 | 1 | 28 |
| Samuel Brown | 8 | 6 | 86 | 25 | 0 | 32 |
| Peyton Sawyer | 3 | 3 | 40 | 15 | 1 | 17 |
| Stacy Sneed | 3 | 3 | 13 | 24 | 0 | 5 |
| C.J. Nelson | 2 | 2 | 7 | 9 | 0 | 4 |
| Brandon Campbell | 2 | 2 | 6 | 13 | 0 | 7 |
| Christian Trahan | 1 | 1 | 21 | 3 | 0 | 21 |
| **Totals:** | **38** | **33** | **387** | **203** | **4** | **52** |

| PUNTING | No. | Yds | Avg | Long | In20 | TB |
|---|---|---|---|---|---|---|
| Laine Wilkins | 2 | 90 | 45.0 | 48 | 0 | 0 |
| **Totals:** | **2** | **90** | **45.0** | **48** | **0** | **0** |

| RETURNS | Punt | | | Kickoff | | | Intercept | | |
|---|---|---|---|---|---|---|---|---|---|
| | No | Yds | Lg | No | Yds | Lg | No | Yds | Lg |
| Jalen Emery | 1 | 0 | 0 | 0 | 0 | 0 | 0 | 0 | 0 |
| Jayce Rogers | 0 | 0 | 0 | 2 | 35 | 29 | 0 | 0 | 0 |
| **Totals:** | **1** | **0** | **0** | **2** | **35** | **29** | **0** | **0** | **0** |

| FIELD GOALS | Qtr | Time | Dist | Result |
|---|---|---|---|---|

| KICKOFFS | No. | Yards | Avg | TB | OB |
|---|---|---|---|---|---|
| Bubba Baxa | 4 | 260 | 65.0 | 3 | 0 |
| Kyle Ramsey | 3 | 121 | 40.3 | 0 | 0 |

| ALL-PURPOSE | Rush | Rcv | KR | PR | IR | Total |
|---|---|---|---|---|---|---|
| Nathaniel Dell | 3 | 112 | 0 | 0 | 0 | 115 |
| KeSean Carter | 0 | 102 | 0 | 0 | 0 | 102 |
| Samuel Brown | 0 | 86 | 0 | 0 | 0 | 86 |
| Stacy Sneed | 60 | 13 | 0 | 0 | 0 | 73 |

| FULL GAME | USF | HOU |
|---|---|---|
| **FIRST DOWNS** | 25 | 23 |
| Rushing | 6 | 6 |
| Passing | 14 | 17 |
| Penalty | 5 | 0 |
| **NET YARDS RUSHING** | 154 | 103 |
| Rushing Attempts | 31 | 25 |
| Average Per Rush | 5.0 | 4.1 |
| Rushing Touchdowns | 3 | 2 |
| Yards Gained Rushing | 173 | 111 |
| Yards Lost Rushing | 19 | 8 |
| **NET YARDS PASSING** | 275 | 387 |
| Completions-Attempts-Int | 24-34-0 | 33-39-0 |
| Average Per Attempt | 8.1 | 9.9 |
| Average Per Completion | 11.5 | 11.7 |
| Passing Touchdowns | 1 | 4 |
| **TOTAL OFFENSE YARDS** | 429 | 490 |
| Total offense plays | 65 | 64 |
| Average Gain Per Play | 6.6 | 7.7 |
| Fumbles: Number-Lost | 1-0 | 2-1 |
| Penalties: Number-Yards | 1-15 | 10-95 |
| **PUNTS-YARDS** | 2-87 | 2-90 |
| Average Yards Per Punt | 43.5 | 45.0 |
| Net Yards Per Punt | 34 | 41 |
| Inside 20 | 0 | 0 |
| 50+ Yards | 0 | 0 |
| Touchbacks | 0 | 0 |
| Fair catch | 1 | 0 |
| **KICKOFF-YARDS** | 4-246 | 7-381 |
| Average Yards Per Kickoff | 61.5 | 54.4 |
| Net Yards Per Kickoff | 40.2 | 41.6 |
| Touchbacks | 2 | 3 |
| Fair Catch Yards | 0 | 0 |
| Punt returns: Number-Yards-TD | 2-8-0 | 1-0-0 |
| Average Per Return | 4.0 | 0.0 |
| Kickoff returns: Number-Yds-TD | 2-15-0 | 2-35-0 |
| Average Per Return | 7.5 | 17.5 |
| Interceptions: Number-Yds-TD | 0-0-0 | 0-0-0 |
| Fumble Returns: Number-Yds-TD | 0-0-0 | 0-0-0 |
| Miscellaneous Yards | 0 | 0 |
| Possession Time | 29:53 | 30:07 |
| 1st Quarter | 07:01 | 07:59 |
| 2nd Quarter | 06:27 | 08:33 |
| 3rd Quarter | 09:32 | 05:28 |
| 4th Quarter | 06:53 | 08:07 |
| Third-Down Conversions | 4-11 | 7-11 |
| Fourth-Down Conversions | 1-4 | 0-1 |
| Red-Zone Scores-Chances | 4-4 | 4-4 |
| Touchdowns | 4-4 | 4-4 |
| Field goals | 0-4 | 0-4 |
| Sacks By: Number-Yards | 0-0 | 3-12 |
| PAT Kicks | 3-3 | 6-6 |
| 2Pts Conversions | 0-1 | 0-0 |
| Field Goals | 0-1 | 0-0 |
| Points off Turnover | 6 | 0 |

**SOUTH FLA.**

| # | Name | Solo | Ast | Total | Sacks-Yds | TFL-Yds | FF | FR-Yds | Int-Yds | BrUp | Blks | QBH |
|---|---|---|---|---|---|---|---|---|---|---|---|---|
| 11 | Dwayne Boyles | 7 | 3 | 10 | 0.0-0 | 1.5-2 | 0 | 0-0 | 0-0 | 0 | 0 | 1 |
| 8 | DJ Gordon IV | 6 | 2 | 8 | 0.0-0 | 0.0-0 | 1 | 0-0 | 0-0 | 0 | 0 | 0 |
| 1 | Matthew Hill | 4 | 2 | 6 | 0.0-0 | 0.0-0 | 0 | 0-0 | 0-0 | 0 | 0 | 0 |
| 7 | Will Jones II | 2 | 4 | 6 | 0.0-0 | 0.0-0 | 0 | 0-0 | 0-0 | 1 | 0 | 0 |
| 4 | Christian Williams | 3 | 2 | 5 | 0.0-0 | 0.0-0 | 0 | 0-0 | 0-0 | 0 | 0 | 0 |
| 16 | Eddie Kelly | 3 | 1 | 4 | 0.0-0 | 1.0-2 | 0 | 1-0 | 0-0 | 0 | 0 | 0 |
| 22 | Mekhi LaPointe | 3 | 1 | 4 | 0.0-0 | 0.0-0 | 1 | 0-0 | 0-0 | 0 | 0 | 0 |
| 33 | Timarcus Simpson | 2 | 0 | 2 | 0.0-0 | 0.0-0 | 0 | 0-0 | 0-0 | 0 | 0 | 0 |
| 0 | Daquan Evans | 1 | 1 | 2 | 0.0-0 | 0.0-0 | 0 | 0-0 | 0-0 | 0 | 0 | 0 |
| 9 | Aamaris Brown | 1 | 1 | 2 | 0.0-0 | 0.0-0 | 0 | 0-0 | 0-0 | 0 | 0 | 0 |
| 24 | Mac Harris | 0 | 2 | 2 | 0.0-0 | 0.0-0 | 0 | 0-0 | 0-0 | 0 | 0 | 0 |
| 13 | Tramel Logan | 0 | 2 | 2 | 0.0-0 | 0.5-0 | 0 | 0-0 | 0-0 | 0 | 0 | 1 |
| 40 | Jason Vaughn | 1 | 0 | 1 | 0.0-0 | 0.0-0 | 0 | 0-0 | 0-0 | 1 | 0 | 0 |
| 15 | Jayden Curry | 1 | 0 | 1 | 0.0-0 | 0.0-0 | 0 | 0-0 | 0-0 | 0 | 0 | 0 |
| 48 | Andrew Beardall | 0 | 1 | 1 | 0.0-0 | 0.0-0 | 0 | 0-0 | 0-0 | 0 | 0 | 0 |
| 10 | Nick Bags | 0 | 1 | 1 | 0.0-0 | 0.0-0 | 0 | 0-0 | 0-0 | 0 | 0 | 0 |
| 23 | Davon Hicks | 0 | 1 | 1 | 0.0-0 | 0.0-0 | 0 | 0-0 | 0-0 | 0 | 0 | 1 |
| 28 | Jatorian Hansford | 0 | 1 | 1 | 0.0-0 | 0.0-0 | 0 | 0-0 | 0-0 | 0 | 0 | 0 |
| 2 | TJ Robinson | 0 | 1 | 1 | 0.0-0 | 0.0-0 | 0 | 0-0 | 0-0 | 0 | 0 | 0 |
| 22 | K'wan Powell | 0 | 0 | 0 | 0.0-0 | 0.0-0 | 0 | 0-0 | 0-0 | 0 | 0 | 1 |
| | **Totals** | **34** | **26** | **60** | **0.0-0** | **3.0-4** | **2** | **1-0** | **0-0** | **2** | **0** | **4** |

**HOUSTON**

| # | Name | Solo | Ast | Total | Sacks-Yds | TFL-Yds | FF | FR-Yds | Int-Yds | BrUp | Blks | QBH |
|---|---|---|---|---|---|---|---|---|---|---|---|---|
| 28 | Thabo Mwaniki | 8 | 4 | 12 | 0.0-0 | 0.5-1 | 1 | 0-0 | 0-0 | 0 | 0 | 0 |
| 2 | Gervarrius Owens | 8 | 0 | 8 | 0.0-0 | 0.0-0 | 0 | 0-0 | 0-0 | 0 | 0 | 0 |
| 10 | Chidozie Nwankwo | 5 | 1 | 6 | 1.0-3 | 1.0-3 | 0 | 0-0 | 0-0 | 0 | 0 | 0 |
| 14 | Mannie Nunnery | 2 | 4 | 6 | 0.5-0 | 0.5-0 | 0 | 0-0 | 0-0 | 0 | 0 | 1 |
| 5 | Hasaan Hypolite | 2 | 2 | 4 | 0.0-0 | 0.0-0 | 0 | 0-0 | 0-0 | 0 | 0 | 0 |
| 30 | Trimarcus Cheeks | 3 | 0 | 3 | 0.0-0 | 0.0-0 | 0 | 0-0 | 0-0 | 0 | 0 | 0 |
| 23 | Art Green | 2 | 1 | 3 | 0.0-0 | 1.0-3 | 0 | 0-0 | 0-0 | 1 | 0 | 0 |
| 3 | Donavan Mutin | 0 | 3 | 3 | 0.0-0 | 0.0-0 | 0 | 0-0 | 0-0 | 1 | 0 | 0 |
| 44 | D'Anthony Jones | 2 | 0 | 2 | 0.0-0 | 0.0-0 | 0 | 0-0 | 0-0 | 0 | 0 | 0 |
| 95 | Jamykal Neal | 1 | 1 | 2 | 0.0-0 | 0.5-3 | 0 | 0-0 | 0-0 | 0 | 0 | 0 |
| 91 | Anthony Holmes Jr. | 1 | 1 | 2 | 0.0-0 | 0.5-0 | 0 | 0-0 | 0-0 | 0 | 0 | 1 |
| 56 | Latrell Bankston | 1 | 1 | 2 | 1.0-8 | 1.0-8 | 0 | 0-0 | 0-0 | 0 | 0 | 0 |
| 25 | Jamal Morris | 1 | 1 | 2 | 0.0-0 | 0.5-1 | 0 | 0-0 | 0-0 | 0 | 0 | 0 |
| 6 | Jayce Rogers | 0 | 2 | 2 | 0.0-0 | 0.5-1 | 0 | 0-0 | 0-0 | 1 | 0 | 0 |
| 20 | Antonio Brooks | 1 | 0 | 1 | 0.0-0 | 0.0-0 | 0 | 0-0 | 0-0 | 0 | 0 | 0 |
| 92 | Hakeem Ajijolaiya | 1 | 0 | 1 | 0.0-0 | 0.0-0 | 0 | 0-0 | 0-0 | 0 | 0 | 0 |
| 32 | Jalen Emery | 1 | 0 | 1 | 0.0-0 | 0.0-0 | 0 | 0-0 | 0-0 | 0 | 0 | 0 |
| 12 | Demarcus Griffin-Taylor | 1 | 0 | 1 | 0.0-0 | 0.0-0 | 0 | 0-0 | 0-0 | 0 | 0 | 0 |
| 9 | Nelson Ceaser | 0 | 1 | 1 | 0.0-0 | 0.5-3 | 0 | 0-0 | 0-0 | 0 | 0 | 0 |
| 13 | Sedrick Williams | 0 | 1 | 1 | 0.0-0 | 0.0-0 | 0 | 0-0 | 0-0 | 0 | 0 | 0 |
| 17 | Atlias Bell | 0 | 1 | 1 | 0.5-1 | 0.5-1 | 0 | 0-0 | 0-0 | 0 | 0 | 0 |
| | **Totals** | **40** | **24** | **64** | **3.0-12** | **7.0-24** | **1** | **0-0** | **0-0** | **3** | **0** | **2** |

# GAME 9: TEMPLE 54, USF 28

## LINCOLN FINANCIAL FIELD • PHILADELPHIA, PA.

## NOV. 5, 2022 • 2:00 PM • ESPN+

**PHILADELPHIA, PA.., –** USF (1-8; 0-5 AAC) posted a strong offensive effort but could not stop Temple (3-6; 1-4 AAC) as the Owls posted 621 yards of offense to claim a 54-28 victory in Philadelphia. Brian Battie logged his fourth 100-yard rushing game of the season with 129 yards and Xavier Weaver recorded his third 100-yard receiving game of the year, catching six passes for a career-best 119 yards. Temple's Edward Saydee ran for 265 yards and three touchdowns and quarterback E.J. Warner passed for 344 yards and two touchdowns as the Owls scored on all 10 of their drives on the day. The Bulls' offense produced a season-best 471 yards with sophomore Katravis Marsh making his fourth career start, but also turned the ball over three times.

USF trailed 16-14 at the half after taking an early 7-0 lead, watching Temple score 16-straight points and then closing the half on a lightning fast, 25-second touchdown drive to cut the deficit to two. The second half opened with three long touchdown runs and a combined 21 points scored from both teams in the first four minutes, but Temple pulled away, outscoring USF 38-14 in the last 30 minutes.

Temple quickly extended its halftime lead when Saydee went 75 yards on the Owls' first play of the second half to make it 23-14. USF responded quickly when Jimmy Horn sprinted 55 yards on a handoff for a touchdown that pulled the Bulls back within two, 23-21.Temple came right back as Saydee broke a tackle in the backfield and raced 40-yards for a touchdown that put the Owls up 30-21 with 11:08 to play in the third quarter. Marsh hit Weaver for a big 63-yard gain and finished the drive with a two-yard toss to Holden Willis in the back of the endzone to cut the lead to 33-28. Temple came back again behind Saydee, this time on a short screen pass he took 61 yards to the USF24. Two plays later Warner hit Jose Barbon on a 21-yard fade for a touchdown that made it 40-28. On the Bulls next possession, they drove to the 49 before Marsh fumbled a handoff exchange and Temple recovered. Six plays later the Owls made it 47-28.

■ LB Dwayne Boyles led USF with 10 tackles.

■ Temple scored on all 10 of its possessions that didn't end with time running out in the half.

■ Brian Battie logged his fourth 100-yard rushing game of the season with 129 yards and Xavier Weaver recorded his third 100-yard receiving game of the year.

**Quotable:**

"It falls on one person, me. I'm in charge of everything. When it looks as bad as it does today, it's on nobody's shoulders but mine."

**Head Coach Jeff Scott**

| Team | 1st | 2nd | 3rd | 4th | Total |
|---|---|---|---|---|---|
| South Fla. | 7 | 7 | 14 | 0 | **28** |
| Temple | 3 | 13 | 17 | 21 | **54** |

SCORING SUMMARY

| Qtr | Time | Scoring Play | V-H |
|---|---|---|---|
| 1st | 06:30 | USF - #10 X.Weaver 10 yd pass from #12 K.Marsh (#32 S.Shrader kick), 15-75, 08:30 | 7-0 |
| 1st | 03:06 | TEM - #35 C.Price 32 yd FG, 9-62, 03:17 | 7-3 |
| 2nd | 11:26 | TEM - #35 C.Price 34 yd FG, 10-57, 03:34 | 7-6 |
| 2nd | 04:07 | TEM - #35 C.Price 32 yd FG, 12-42, 05:16 | 7-9 |
| 2nd | 01:10 | TEM - #28 D.Hubbard 4 yd rush (#35 C.Price kick), 7-67, 02:03 | 7-16 |
| 2nd | 00:37 | USF - #10 X.Weaver 11 yd pass from #12 K.Marsh (#32 S.Shrader kick), 4-48, 00:25 | 14-16 |
| 3rd | 14:48 | TEM - #23 E.Saydee 75 yd rush (#35 C.Price kick), 1-75, 00:12 | 14-23 |
| 3rd | 13:31 | USF - #5 J.Horn Jr. 55 yd rush (#32 S.Shrader kick), 3-80, 01:13 | 21-23 |
| 3rd | 11:08 | TEM - #23 E.Saydee 40 yd rush (#35 C.Price kick), 7-75, 02:23 | 21-30 |
| 3rd | 02:50 | TEM - #35 C.Price 35 yd FG, 10-52, 03:35 | 21-33 |
| 3rd | 00:51 | USF - #23 H.Willis 2 yd pass from #12 K.Marsh (#32 S.Shrader kick), 4-70, 01:52 | 28-33 |
| 4th | 14:22 | TEM - #10 J.Barbon 21 yd pass from #13 E.Warner (#35 C.Price kick), 3-75, 01:29 | 28-40 |
| 4th | 09:10 | TEM - #5 A.Sanders 8 yd pass from #13 E.Warner (#35 C.Price kick), 6-44, 03:18 | 28-47 |
| 4th | 06:02 | TEM - #23 E.Saydee 27 yd rush (#35 C.Price kick), 3-38, 01:38 | 28-54 |

**SOUTH FLA.**

| RUSHING | No. | Gain | Loss | Net | TD | Lg | Avg |
|---|---|---|---|---|---|---|---|
| Brian Battie | 19 | 132 | 3 | 129 | 0 | 18 | 6.8 |
| Jimmy Horn Jr. | 2 | 55 | 4 | 51 | 1 | 55 | 25.5 |
| Jason Albritton | 4 | 40 | 0 | 40 | 0 | 18 | 10.0 |
| K'wan Powell | 2 | 28 | 0 | 28 | 0 | 23 | 14.0 |
| Kelley Joiner Jr. | 4 | 15 | 0 | 15 | 0 | 8 | 3.8 |
| Katravis Marsh | 4 | 19 | 5 | 14 | 0 | 9 | 3.5 |
| Michel Dukes | 5 | 9 | 1 | 8 | 0 | 7 | 1.6 |
| Byrum Brown | 3 | 1 | 5 | -4 | 0 | 1 | -1.3 |
| **Totals:** | **43** | **299** | **18** | **281** | **1** | **55** | **6.5** |

| PASSING | C-A-I | Yds | TD | Long | Sack |
|---|---|---|---|---|---|
| Katravis Marsh | 11-22-1 | 176 | 3 | 63 | 0 |
| Michel Dukes | 3-3-0 | 14 | 0 | 18 | 0 |
| Byrum Brown | 0-2-0 | 0 | 0 | 0 | 1 |
| **Totals:** | **14-27-1** | **190** | **3** | **63** | **1** |

| RECEIVING | TAR | No. | Yards | YAC | TD | Long |
|---|---|---|---|---|---|---|
| Xavier Weaver | 12 | 6 | 119 | 61 | 2 | 63 |
| Kelley Joiner Jr. | 2 | 2 | -4 | 5 | 0 | 0 |
| Sean Atkins | 1 | 1 | 19 | 5 | 0 | 19 |
| Jimmy Horn Jr. | 4 | 1 | 18 | 3 | 0 | 18 |
| Michel Dukes | 1 | 1 | 14 | 18 | 0 | 14 |
| Omarion Dollison | 1 | 1 | 13 | 3 | 0 | 13 |
| Yusuf Terry | 3 | 1 | 9 | 0 | 0 | 9 |
| Holden Willis | 2 | 1 | 2 | 0 | 1 | 2 |
| Khafre Brown | 1 | 0 | 0 | 0 | 0 | 0 |
| **Totals:** | **27** | **14** | **190** | **95** | **3** | **63** |

| PUNTING | No. | Yds | Avg | Long | In20 | TB |
|---|---|---|---|---|---|---|
| Colin McCreary | 1 | 41 | 41.0 | 41 | 0 | 0 |
| **Totals:** | **1** | **41** | **41.0** | **41** | **0** | **0** |

| RETURNS | Punt | | | Kickoff | | | Intercept | | |
|---|---|---|---|---|---|---|---|---|---|
| | No | Yds | Lg | No | Yds | Lg | No | Yds | Lg |
| Jason Albritton | 0 | 0 | 0 | 1 | 18 | 18 | 0 | 0 | 0 |
| Brian Battie | 0 | 0 | 0 | 7 | 164 | 48 | 0 | 0 | 0 |
| **Totals:** | **0** | **0** | **0** | **8** | **182** | **48** | **0** | **0** | **0** |

| FIELD GOALS | Qtr | Time | Dist | Result |
|---|---|---|---|---|
| Spencer Shrader | 1st | 00:00 | 44 | MISSED |

| KICKOFFS | No. | Yards | Avg | TB | OB |
|---|---|---|---|---|---|
| Spencer Shrader | 5 | 325 | 65.0 | 4 | 0 |

| ALL-PURPOSE | Rush | Rcv | KR | PR | IR | Total |
|---|---|---|---|---|---|---|
| Brian Battie | 129 | 0 | 164 | 0 | 0 | 293 |
| Xavier Weaver | 0 | 119 | 0 | 0 | 0 | 119 |
| Jimmy Horn Jr. | 51 | 18 | 0 | 0 | 0 | 69 |
| Jason Albritton | 40 | 0 | 18 | 0 | 0 | 58 |

FUMBLES
South Fla. - Katravis Marsh 1-1,Kelley Joiner Jr. 1-1

**TEMPLE**

| RUSHING | No. | Gain | Loss | Net | TD | Lg | Avg |
|---|---|---|---|---|---|---|---|
| Edward Saydee | 24 | 272 | 7 | 265 | 3 | 75 | 11.0 |
| Darvon Hubbard | 4 | 24 | 0 | 24 | 1 | 14 | 6.0 |
| TEAM | 2 | 0 | 12 | -12 | 0 | 0 | -6.0 |
| **Totals:** | **30** | **296** | **19** | **277** | **4** | **75** | **9.2** |

| PASSING | C-A-I | Yds | TD | Long | Sack |
|---|---|---|---|---|---|
| E.J. Warner | 27-36-0 | 344 | 2 | 61 | 0 |
| **Totals:** | **27-36-0** | **344** | **2** | **61** | **0** |

| RECEIVING | TAR | No. | Yards | YAC | TD | Long |
|---|---|---|---|---|---|---|
| Jose Barbon | 8 | 8 | 103 | 16 | 1 | 21 |
| Amad Anderson Jr. | 6 | 5 | 54 | 43 | 0 | 14 |
| Edward Saydee | 4 | 4 | 69 | 74 | 0 | 61 |
| Adonicas Sanders | 6 | 4 | 45 | 9 | 1 | 18 |
| Jordan Smith | 3 | 3 | 35 | 20 | 0 | 17 |
| David Martin-Robinson | 2 | 2 | 35 | 34 | 0 | 18 |
| Darvon Hubbard | 1 | 1 | 3 | 9 | 0 | 3 |
| Zae Baines | 4 | 0 | 0 | 0 | 0 | 0 |
| D'Wan Mathis | 1 | 0 | 0 | 0 | 0 | 0 |
| Kwesi Evans | 1 | 0 | 0 | 0 | 0 | 0 |
| **Totals:** | **36** | **27** | **344** | **205** | **2** | **61** |

| PUNTING | No. | Yds | Avg | Long | In20 | TB |
|---|---|---|---|---|---|---|
| **Totals:** | **0** | **0** | **0.0** | **0** | **0** | **0** |

| RETURNS | Punt | | | Kickoff | | | Intercept | | |
|---|---|---|---|---|---|---|---|---|---|
| | No | Yds | Lg | No | Yds | Lg | No | Yds | Lg |
| Corey Cuascut-Palmer | 0 | 0 | 0 | 1 | 24 | 24 | 0 | 0 | 0 |
| Alex Odom | 0 | 0 | 0 | 0 | 0 | 0 | 1 | 0 | 0 |
| **Totals:** | **0** | **0** | **0** | **1** | **24** | **24** | **1** | **0** | **0** |

| FIELD GOALS | Qtr | Time | Dist | Result |
|---|---|---|---|---|
| Camden Price | 1st | 03:06 | 32 | GOOD |
| Camden Price | 2nd | 11:26 | 34 | GOOD |
| Camden Price | 2nd | 04:07 | 32 | GOOD |
| Camden Price | 3rd | 02:50 | 35 | GOOD |

| KICKOFFS | No. | Yards | Avg | TB | OB |
|---|---|---|---|---|---|
| Rory Bell | 11 | 660 | 60.0 | 2 | 1 |

| ALL-PURPOSE | Rush | Rcv | KR | PR | IR | Total |
|---|---|---|---|---|---|---|
| Edward Saydee | 265 | 69 | 0 | 0 | 0 | 334 |
| Jose Barbon | 0 | 103 | 0 | 0 | 0 | 103 |
| Amad Anderson Jr. | 0 | 54 | 0 | 0 | 0 | 54 |
| Adonicas Sanders | 0 | 45 | 0 | 0 | 0 | 45 |

Stadium: Lincoln Financial Field
Attendance: 13862

| FULL GAME | USF | TEM |
|---|---|---|
| **FIRST DOWNS** | 21 | 28 |
| Rushing | 13 | 8 |
| Passing | 7 | 19 |
| Penalty | 1 | 1 |
| **NET YARDS RUSHING** | 281 | 277 |
| Rushing Attempts | 43 | 30 |
| Average Per Rush | 6.5 | 9.2 |
| Rushing Touchdowns | 1 | 4 |
| Yards Gained Rushing | 299 | 296 |
| Yards Lost Rushing | 18 | 19 |
| **NET YARDS PASSING** | 190 | 344 |
| Completions-Attempts-Int | 14-27-1 | 27-36-0 |
| Average Per Attempt | 7.0 | 9.6 |
| Average Per Completion | 13.6 | 12.7 |
| Passing Touchdowns | 3 | 2 |
| **TOTAL OFFENSE YARDS** | 471 | 621 |
| Total offense plays | 70 | 66 |
| Average Gain Per Play | 6.7 | 9.4 |
| Fumbles: Number-Lost | 2-2 | 1-0 |
| Penalties: Number-Yards | 3-18 | 8-47 |
| **PUNTS-YARDS** | 1-41 | 0-0 |
| Average Yards Per Punt | 41.0 | 0.0 |
| Net Yards Per Punt | 41 | 0 |
| Inside 20 | 0 | 0 |
| 50+ Yards | 0 | 0 |
| Touchbacks | 0 | 0 |
| Fair catch | 0 | 0 |
| **KICKOFF-YARDS** | 5-325 | 11-660 |
| Average Yards Per Kickoff | 65.0 | 60.0 |
| Net Yards Per Kickoff | 40.2 | 35.8 |
| Touchbacks | 4 | 2 |
| Fair Catch Yards | 0 | 0 |
| Punt returns: Number-Yards-TD | 0-0-0 | 0-0-0 |
| Average Per Return | 0.0 | 0.0 |
| Kickoff returns: Number-Yds-TD | 8-182-0 | 1-24-0 |
| Average Per Return | 22.8 | 24.0 |
| Interceptions: Number-Yds-TD | 0-0-0 | 1-0-0 |
| Fumble Returns: Number-Yds-TD | 0-0-0 | 1-11-0 |
| Miscellaneous Yards | 0 | 0 |
| Possession Time | 31:57 | 28:03 |
| 1st Quarter | 11:36 | 03:24 |
| 2nd Quarter | 03:30 | 11:30 |
| 3rd Quarter | 07:59 | 07:01 |
| 4th Quarter | 08:52 | 06:08 |
| Third-Down Conversions | 7-15 | 6-11 |
| Fourth-Down Conversions | 1-3 | 1-1 |
| Red-Zone Scores-Chances | 3-4 | 6-6 |
| Touchdowns | 3-4 | 2-6 |
| Field goals | 0-4 | 4-6 |
| Sacks By: Number-Yards | 0-0 | 1-4 |
| PAT Kicks | 4-4 | 6-6 |
| 2Pts Conversions | 0-0 | 0-0 |
| Field Goals | 0-1 | 4-4 |
| Points off Turnover | 0 | 17 |

**SOUTH FLA.**

| # | Name | Solo | Ast | Total | Sacks-Yds | TFL-Yds | FF | FR-Yds | Int-Yds | BrUp | Blks | QBH |
|---|---|---|---|---|---|---|---|---|---|---|---|---|
| 11 | Dwayne Boyles | 6 | 4 | 10 | 0.0-0 | 0.0-0 | 0 | 0-0 | 0-0 | 0 | 0 | 0 |
| 8 | DJ Gordon IV | 6 | 3 | 9 | 0.0-0 | 0.0-0 | 0 | 0-0 | 0-0 | 0 | 0 | 0 |
| 4 | Christian Williams | 4 | 2 | 6 | 0.0-0 | 0.0-0 | 0 | 0-0 | 0-0 | 0 | 0 | 0 |
| 6 | Rashawn Yates | 3 | 2 | 5 | 0.0-0 | 0.0-0 | 0 | 0-0 | 0-0 | 0 | 0 | 0 |
| 7 | Will Jones II | 3 | 2 | 5 | 0.0-0 | 0.0-0 | 0 | 0-0 | 0-0 | 0 | 0 | 0 |
| 1 | Matthew Hill | 1 | 4 | 5 | 0.0-0 | 0.0-0 | 0 | 0-0 | 0-0 | 0 | 0 | 1 |
| 15 | Jayden Curry | 2 | 1 | 3 | 0.0-0 | 0.0-0 | 0 | 0-0 | 0-0 | 0 | 0 | 0 |
| 9 | Aamaris Brown | 2 | 1 | 3 | 0.0-0 | 0.0-0 | 0 | 0-0 | 0-0 | 0 | 0 | 0 |
| 0 | Daquan Evans | 2 | 1 | 3 | 0.0-0 | 0.0-0 | 0 | 0-0 | 0-0 | 0 | 0 | 0 |
| 33 | Timarcus Simpson | 1 | 2 | 3 | 0.0-0 | 0.0-0 | 0 | 0-0 | 0-0 | 0 | 0 | 0 |
| 22 | Mekhi LaPointe | 1 | 2 | 3 | 0.0-0 | 0.0-0 | 0 | 0-0 | 0-0 | 0 | 0 | 0 |
| 19 | Jonathan Ross | 2 | 0 | 2 | 0.0-0 | 0.0-0 | 0 | 0-0 | 0-0 | 0 | 0 | 0 |
| 23 | Davon Hicks | 1 | 1 | 2 | 0.0-0 | 1.0-7 | 0 | 0-0 | 0-0 | 0 | 0 | 0 |
| 16 | Eddie Kelly | 0 | 2 | 2 | 0.0-0 | 0.0-0 | 0 | 0-0 | 0-0 | 0 | 0 | 0 |
| 40 | Jason Vaughn | 1 | 0 | 1 | 0.0-0 | 0.0-0 | 0 | 0-0 | 0-0 | 0 | 0 | 0 |
| 99 | Darrien Grant | 1 | 0 | 1 | 0.0-0 | 0.0-0 | 0 | 0-0 | 0-0 | 0 | 0 | 0 |
| 12 | Katravis Marsh | 1 | 0 | 1 | 0.0-0 | 0.0-0 | 0 | 0-0 | 0-0 | 0 | 0 | 0 |
| 45 | CJ Ross | 0 | 1 | 1 | 0.0-0 | 0.0-0 | 0 | 0-0 | 0-0 | 0 | 0 | 0 |
| | **Totals** | **37** | **28** | **65** | **0.0-0** | **1.0-7** | **0** | **0-0** | **0-0** | **0** | **0** | **1** |

**TEMPLE**

| # | Name | Solo | Ast | Total | Sacks-Yds | TFL-Yds | FF | FR-Yds | Int-Yds | BrUp | Blks | QBH |
|---|---|---|---|---|---|---|---|---|---|---|---|---|
| 6 | Jordan Magee | 5 | 6 | 11 | 0.0-0 | 0.0-0 | 0 | 0-0 | 0-0 | 1 | 0 | 0 |
| 25 | Alex Odom | 6 | 2 | 8 | 0.0-0 | 2.0-4 | 0 | 0-0 | 1-0 | 0 | 0 | 2 |
| 31 | Yvandy Rigby | 4 | 4 | 8 | 0.0-0 | 0.0-0 | 0 | 0-0 | 0-0 | 0 | 0 | 0 |
| 11 | Kobe Wilson | 4 | 3 | 7 | 0.0-0 | 1.0-1 | 0 | 0-0 | 0-0 | 0 | 0 | 0 |
| 7 | Jalen McMurray | 3 | 1 | 4 | 0.0-0 | 1.0-4 | 1 | 1-11 | 0-0 | 0 | 0 | 0 |
| 42 | Muheem McCargo | 3 | 1 | 4 | 0.0-0 | 0.5-2 | 0 | 0-0 | 0-0 | 0 | 0 | 0 |
| 13 | Layton Jordan | 2 | 2 | 4 | 0.0-0 | 0.0-0 | 0 | 0-0 | 0-0 | 0 | 0 | 0 |
| 21 | Dominick Hill | 3 | 0 | 3 | 0.0-0 | 0.0-0 | 0 | 0-0 | 0-0 | 0 | 0 | 0 |
| 9 | Darian Varner | 2 | 1 | 3 | 0.0-0 | 0.0-0 | 0 | 0-0 | 0-0 | 0 | 0 | 0 |
| 38 | Jalen Ware | 1 | 2 | 3 | 0.0-0 | 0.5-2 | 0 | 0-0 | 0-0 | 1 | 0 | 0 |
| 27 | Elijah Deravil | 2 | 0 | 2 | 0.0-0 | 0.0-0 | 0 | 0-0 | 0-0 | 0 | 0 | 0 |
| 91 | Xach Gill | 1 | 1 | 2 | 0.0-0 | 0.0-0 | 0 | 0-0 | 0-0 | 0 | 0 | 0 |
| 26 | Brenyen Scott | 1 | 1 | 2 | 1.0-4 | 1.0-4 | 0 | 0-0 | 0-0 | 1 | 0 | 0 |
| 32 | Corey Cuascut-Palmer | 1 | 1 | 2 | 0.0-0 | 0.0-0 | 0 | 0-0 | 0-0 | 0 | 0 | 0 |
| 17 | Jerquavion Mahone | 1 | 1 | 2 | 0.0-0 | 0.0-0 | 0 | 0-0 | 0-0 | 0 | 0 | 0 |
| 40 | D.J. Woodbury | 1 | 0 | 1 | 0.0-0 | 0.0-0 | 0 | 0-0 | 0-0 | 0 | 0 | 0 |
| 52 | Antwone Santiago | 1 | 0 | 1 | 0.0-0 | 0.0-0 | 0 | 0-0 | 0-0 | 0 | 0 | 0 |
| 33 | Trey Blair | 1 | 0 | 1 | 0.0-0 | 0.0-0 | 0 | 0-0 | 0-0 | 0 | 0 | 0 |
| 92 | Zamar Grove | 1 | 0 | 1 | 0.0-0 | 0.0-0 | 0 | 0-0 | 0-0 | 0 | 0 | 0 |
| 16 | DaeSean Winston | 1 | 0 | 1 | 0.0-0 | 0.0-0 | 0 | 0-0 | 0-0 | 0 | 0 | 0 |
| 90 | Jalen Satchell | 1 | 0 | 1 | 0.0-0 | 0.0-0 | 0 | 0-0 | 0-0 | 0 | 0 | 0 |
| 12 | Jacob Hollins | 0 | 1 | 1 | 0.0-0 | 0.0-0 | 0 | 1-0 | 0-0 | 0 | 0 | 0 |
| 99 | Demerick Morris | 0 | 1 | 1 | 0.0-0 | 0.0-0 | 0 | 0-0 | 0-0 | 0 | 0 | 0 |
| | **Totals** | **45** | **28** | **73** | **1.0-4** | **6.0-17** | **1** | **2-11** | **1-0** | **3** | **0** | **2** |

# GAME 10: SMU 41, USF 23

## RAYMOND JAMES STADIUM • TAMPA, FLA.

## NOV. 12, 2022 • 12:00 PM • ESPNU

**TAMPA, FLA. –** With interim head coach Daniel Da Prato at the helm in his first game as a head coach, USF football (1-9; 0-6 AAC) battled SMU (6-4; 4-2 AAC) to a 17-17 tie at the half before giving way to a 41-23 Mustang victory in Raymond James Stadium. Running back Brian Battie posted his third straight 100-yard rushing game running for 145 yards. Bulls' quarterback Katravis Marsh completed 12-of-31 passes for 178 yards and a touchdown before leaving the game in the fourth quarter with an injury after absorbing a hard hit on a running play. He had movement in his extremities and was taken to Tampa General Hospital for further observation. SMU quarterback Tanner Mordecai passed for 280 yards and two touchdowns and running backs Camar Wheaton (112 and 2 TD) and Tyler Lavine (112 and 1 TD) both ran for 100-yards as the Mustangs put up 553 yards of offense. A Spencer Shrader field goal in the final seconds of the first half had the game knotted at 17 at the break after the Bulls held an SMU offense that scored 77 points the week before in check in the first 20 minutes. SMU opened it up in the third quarter as Mordecai hit Rashee Rice with a 21-yard touchdown pass and Jordan Kerley on a 70-yard bomb to make it 31-17 nine minutes into the quarter. Facing a 4th-and-three at midfield, USF went for it and failed to complete a short pass. SMU took over and made it 21 unanswered points, driving 44 yards and taking a 38-17 lead when Tyler Lavine scored from eight yards out. The Mustangs later tacked on a 45-yard field goal for 24 straight points that put the game away. SMU took an early 10-0 lead after a 1-yard touchdown run on their second drive of the game and a 22-yard field goal after a drive stalled at the USF5. USF got its offense in gear on its third drive as Battie burst for 14 yards and Marsh hit Jimmy Horn Jr. for a 24-yard gain. A big 4th-and-1 pick up by Michel Dukes at the SMU20 kept the Bulls moving toward the endzone and USF finished it off with a 1-yard plunge by freshman Jason Albritton that completed a 12-play, 75-yard drive.

■ RB Brian Battie logged his fifth 100-yard rushing game of the season, third straight, and the seventh of his career as he ran for 145 yards on 26 carries.

■ LB Dwayne Boyles posted his sixth-straight game leading the Bulls in tackles as he had nine on the day.

**Quotable:**

"Obviously, a difficult week for our young men and for our department. We were able to fight through that for the week and we came out and I'm proud of our kids and their effort. But, at the end of the day you play this game to win, and we didn't play well enough to win the football game, and we need to find ways to continue to be better at what we need to do this week starting tonight." **- Interim Head Coach Daniel Da Prato**

| Team | 1st | 2nd | 3rd | 4th | Total |
|---|---|---|---|---|---|
| SMU | 10 | 7 | 21 | 3 | **41** |
| South Fla. | 0 | 17 | 0 | 6 | **23** |

SCORING SUMMARY

| Qtr | Time | Scoring Play | V-H |
|---|---|---|---|
| 1st | 10:08 | SMU - #0 C.Wheaton 1 yd rush (#41 C.Rogers kick), 6-54, 01:28 | 7-0 |
| 1st | 04:22 | SMU - #41 C.Rogers 22 yd FG, 9-50, 03:40 | 10-0 |
| 2nd | 13:41 | USF - #40 J.Albritton 1 yd rush (#32 S.Shrader kick), 12-75, 05:36 | 10-7 |
| 2nd | 09:23 | SMU - #0 C.Wheaton 18 yd rush (#41 C.Rogers kick), 11-75, 04:18 | 17-7 |
| 2nd | 02:44 | USF - #10 X.Weaver 32 yd pass from #12 K.Marsh (#32 S.Shrader kick), 3-51, 01:10 | 17-14 |
| 2nd | 00:08 | USF - #32 S.Shrader 41 yd FG, 7-40, 00:53 | 17-17 |
| 3rd | 08:10 | SMU - #11 R.Rice 21 yd pass from #8 T.Mordecai (#41 C.Rogers kick), 6-97, 02:16 | 24-17 |
| 3rd | 05:56 | SMU - #1 J.Kerley 70 yd pass from #8 T.Mordecai (#41 C.Rogers kick), 1-70, 00:09 | 31-17 |
| 3rd | 00:13 | SMU - #31 T.Lavine 8 yd rush (#41 C.Rogers kick), 6-44, 02:48 | 38-17 |
| 4th | 08:02 | SMU - #41 C.Rogers 45 yd FG, 7-52, 03:38 | 41-17 |
| 4th | 01:46 | USF - #80 J.Littlejohn 17 yd pass from #17 B.Brown (#23 H.Willis pass from #17 B.Brown failed), 14-75, 06:16 | 41-23 |

### SMU

| RUSHING | No. | Gain | Loss | Net | TD | Lg | Avg |
|---|---|---|---|---|---|---|---|
| Tyler Lavine | 17 | 114 | 2 | 112 | 1 | 24 | 6.6 |
| Camar Wheaton | 14 | 113 | 1 | 112 | 2 | 26 | 8.0 |
| Velton Gardner | 6 | 21 | 2 | 19 | 0 | 10 | 3.2 |
| TJ McDaniel | 2 | 19 | 0 | 19 | 0 | 12 | 9.5 |
| Tanner Mordecai | 1 | 6 | 0 | 6 | 0 | 6 | 6.0 |
| Kevin Jennings | 1 | 5 | 0 | 5 | 0 | 5 | 5.0 |
| **Totals:** | **41** | **278** | **5** | **273** | **3** | **26** | **6.7** |

| PASSING | C-A-I | Yds | TD | Long | Sack |
|---|---|---|---|---|---|
| Tanner Mordecai | 19-27-0 | 280 | 2 | 70 | 0 |
| **Totals:** | **19-27-0** | **280** | **2** | **70** | **0** |

| RECEIVING | TAR | No. | Yards | YAC | TD | Long |
|---|---|---|---|---|---|---|
| Jordan Kerley | 9 | 7 | 156 | 85 | 1 | 70 |
| Rashee Rice | 8 | 6 | 99 | 32 | 1 | 30 |
| Roderick Daniels, Jr. | 2 | 2 | 4 | 4 | 0 | 4 |
| Kelvontay Dixon | 2 | 2 | 1 | 2 | 0 | 2 |
| Dylan Goffney | 2 | 1 | 15 | 15 | 0 | 15 |
| RJ Maryland | 2 | 1 | 5 | 0 | 0 | 5 |
| Tyler Lavine | 1 | 0 | 0 | 0 | 0 | 0 |
| Austin Upshaw | 1 | 0 | 0 | 0 | 0 | 0 |
| **Totals:** | **27** | **19** | **280** | **138** | **2** | **70** |

| PUNTING | No. | Yds | Avg | Long | In20 | TB |
|---|---|---|---|---|---|---|
| **Totals:** | **0** | **0** | **0.0** | **0** | **0** | **0** |

| RETURNS | Punt | | | Kickoff | | | Intercept | | |
|---|---|---|---|---|---|---|---|---|---|
| | No | Yds | Lg | No | Yds | Lg | No | Yds | Lg |
| Bryan Massey | 0 | 0 | 0 | 1 | 0 | 0 | 0 | 0 | 0 |
| Jahari Rogers | 0 | 0 | 0 | 0 | 0 | 0 | 1 | 20 | 20 |
| **Totals:** | **0** | **0** | **0** | **1** | **0** | **0** | **1** | **20** | **20** |

| FIELD GOALS | Qtr | Time | Dist | Result |
|---|---|---|---|---|
| Collin Rogers | 1st | 04:22 | 22 | GOOD |
| Collin Rogers | 2nd | 01:01 | 53 | MISSED |
| Collin Rogers | 4th | 08:02 | 45 | GOOD |

| KICKOFFS | No. | Yards | Avg | TB | OB |
|---|---|---|---|---|---|
| Brendan Hall | 8 | 505 | 63.1 | 6 | 0 |

| ALL-PURPOSE | Rush | Rcv | KR | PR | IR | Total |
|---|---|---|---|---|---|---|
| Jordan Kerley | 0 | 156 | 0 | 0 | 0 | 156 |
| Tyler Lavine | 112 | 0 | 0 | 0 | 0 | 112 |
| Camar Wheaton | 112 | 0 | 0 | 0 | 0 | 112 |
| Rashee Rice | 0 | 99 | 0 | 0 | 0 | 99 |

FUMBLES
SMU - None
South Fla. - Sean Atkins 1-0

### SOUTH FLA.

| RUSHING | No. | Gain | Loss | Net | TD | Lg | Avg |
|---|---|---|---|---|---|---|---|
| Brian Battie | 26 | 152 | 7 | 145 | 0 | 20 | 5.6 |
| Jason Albritton | 4 | 16 | 0 | 16 | 1 | 14 | 4.0 |
| Michel Dukes | 4 | 10 | 0 | 10 | 0 | 6 | 2.5 |
| K'wan Powell | 2 | 6 | 0 | 6 | 0 | 4 | 3.0 |
| Katravis Marsh | 4 | 17 | 14 | 3 | 0 | 10 | 0.8 |
| Xavier Weaver | 1 | 1 | 0 | 1 | 0 | 1 | 1.0 |
| Byrum Brown | 1 | 0 | 2 | -2 | 0 | 0 | -2.0 |
| **Totals:** | **42** | **202** | **23** | **179** | **1** | **20** | **4.3** |

| PASSING | C-A-I | Yds | TD | Long | Sack |
|---|---|---|---|---|---|
| Katravis Marsh | 12-31-1 | 178 | 1 | 32 | 1 |
| Byrum Brown | 2-3-0 | 24 | 1 | 17 | 1 |
| **Totals:** | **14-34-1** | **202** | **2** | **32** | **2** |

| RECEIVING | TAR | No. | Yards | YAC | TD | Long |
|---|---|---|---|---|---|---|
| Xavier Weaver | 11 | 4 | 60 | 6 | 1 | 32 |
| Sean Atkins | 4 | 4 | 55 | 10 | 0 | 23 |
| Jimmy Horn Jr. | 8 | 3 | 60 | 2 | 0 | 24 |
| Jayson Littlejohn | 1 | 1 | 17 | 0 | 1 | 17 |
| Garret Reynolds | 1 | 1 | 7 | -2 | 0 | 7 |
| Michel Dukes | 1 | 1 | 3 | 8 | 0 | 3 |
| Chris Carter | 2 | 0 | 0 | 0 | 0 | 0 |
| Yusuf Terry | 1 | 0 | 0 | 0 | 0 | 0 |
| Javohn Thomas | 2 | 0 | 0 | 0 | 0 | 0 |
| **Totals:** | **31** | **14** | **202** | **24** | **2** | **32** |

| PUNTING | No. | Yds | Avg | Long | In20 | TB |
|---|---|---|---|---|---|---|
| Colin McCreary | 2 | 77 | 38.5 | 40 | 1 | 0 |
| Andrew Stokes | 2 | 82 | 41.0 | 46 | 1 | 0 |
| **Totals:** | **4** | **159** | **39.8** | **46** | **2** | **0** |

| RETURNS | Punt | | | Kickoff | | | Intercept | | |
|---|---|---|---|---|---|---|---|---|---|
| | No | Yds | Lg | No | Yds | Lg | No | Yds | Lg |
| Brian Battie | 0 | 0 | 0 | 1 | 6 | 6 | 0 | 0 | 0 |
| Jimmy Horn Jr. | 0 | 0 | 0 | 1 | 20 | 20 | 0 | 0 | 0 |
| **Totals:** | **0** | **0** | **0** | **2** | **26** | **20** | **0** | **0** | **0** |

| FIELD GOALS | Qtr | Time | Dist | Result |
|---|---|---|---|---|
| Spencer Shrader | 2nd | 00:08 | 41 | GOOD |

| KICKOFFS | No. | Yards | Avg | TB | OB |
|---|---|---|---|---|---|
| Spencer Shrader | 5 | 313 | 62.6 | 4 | 0 |

| ALL-PURPOSE | Rush | Rcv | KR | PR | IR | Total |
|---|---|---|---|---|---|---|
| Brian Battie | 145 | 0 | 6 | 0 | 0 | 151 |
| Jimmy Horn Jr. | 0 | 60 | 20 | 0 | 0 | 80 |
| Xavier Weaver | 1 | 60 | 0 | 0 | 0 | 61 |
| Sean Atkins | 0 | 55 | 0 | 0 | 0 | 55 |

Stadium: Raymond James
Attendance: 24907

| FULL GAME | SMU | USF |
|---|---|---|
| **FIRST DOWNS** | 30 | 22 |
| Rushing | 15 | 10 |
| Passing | 12 | 11 |
| Penalty | 3 | 1 |
| **NET YARDS RUSHING** | 273 | 179 |
| Rushing Attempts | 41 | 42 |
| Average Per Rush | 6.7 | 4.3 |
| Rushing Touchdowns | 3 | 1 |
| Yards Gained Rushing | 278 | 202 |
| Yards Lost Rushing | 5 | 23 |
| **NET YARDS PASSING** | 280 | 202 |
| Completions-Attempts-Int | 19-27-0 | 14-34-1 |
| Average Per Attempt | 10.4 | 5.9 |
| Average Per Completion | 14.7 | 14.4 |
| Passing Touchdowns | 2 | 2 |
| **TOTAL OFFENSE YARDS** | 553 | 381 |
| Total offense plays | 68 | 76 |
| Average Gain Per Play | 8.1 | 5.0 |
| Fumbles: Number-Lost | 0-0 | 1-0 |
| Penalties: Number-Yards | 2-20 | 7-60 |
| **PUNTS-YARDS** | 0-0 | 4-159 |
| Average Yards Per Punt | 0.0 | 39.8 |
| Net Yards Per Punt | 0 | 39.8 |
| Inside 20 | 0 | 2 |
| 50+ Yards | 0 | 0 |
| Touchbacks | 0 | 0 |
| Fair catch | 0 | 0 |
| **KICKOFF-YARDS** | 8-505 | 5-313 |
| Average Yards Per Kickoff | 63.1 | 62.6 |
| Net Yards Per Kickoff | 41.1 | 42.6 |
| Touchbacks | 6 | 4 |
| Fair Catch Yards | 0 | 0 |
| Punt returns: Number-Yards-TD | 0-0-0 | 0-0-0 |
| Average Per Return | 0.0 | 0.0 |
| Kickoff returns: Number-Yds-TD | 1-0-0 | 2-26-0 |
| Average Per Return | 0.0 | 13.0 |
| Interceptions: Number-Yds-TD | 1-20-0 | 0-0-0 |
| Fumble Returns: Number-Yds-TD | 0-0-0 | 0-0-0 |
| Miscellaneous Yards | 0 | 0 |
| Possession Time | 27:18 | 32:42 |
| 1st Quarter | 07:36 | 07:24 |
| 2nd Quarter | 09:05 | 05:55 |
| 3rd Quarter | 05:13 | 09:47 |
| 4th Quarter | 05:24 | 09:36 |
| Third-Down Conversions | 5-11 | 7-18 |
| Fourth-Down Conversions | 1-3 | 2-4 |
| Red-Zone Scores-Chances | 4-4 | 3-4 |
| Touchdowns | 3-4 | 2-4 |
| Field goals | 1-4 | 1-4 |
| Sacks By: Number-Yards | 2-16 | 0-0 |
| PAT Kicks | 5-5 | 2-2 |
| 2Pts Conversions | 0-0 | 0-1 |
| Field Goals | 2-3 | 1-1 |
| Points off Turnover | 3 | 0 |

### SMU

| # | Name | Solo | Ast | Total | Sacks-Yds | TFL-Yds | FF | FR-Yds | Int-Yds | BrUp | Blks | QBH |
|---|---|---|---|---|---|---|---|---|---|---|---|---|
| 6 | Jimmy Phillips, Jr. | 6 | 1 | 7 | 0.0-0 | 0.0-0 | 0 | 0-0 | 0-0 | 1 | 0 | 0 |
| 12 | Shanon Reid | 5 | 1 | 6 | 0.0-0 | 0.0-0 | 0 | 0-0 | 0-0 | 0 | 0 | 0 |
| 41 | Isaac Slade-Matautia | 3 | 3 | 6 | 0.0-0 | 0.0-0 | 0 | 0-0 | 0-0 | 0 | 0 | 0 |
| 22 | Nick Roberts | 5 | 0 | 5 | 0.0-0 | 0.0-0 | 1 | 0-0 | 0-0 | 0 | 0 | 0 |
| 96 | DeVere Levelston | 4 | 1 | 5 | 1.0-14 | 1.0-14 | 0 | 0-0 | 0-0 | 0 | 0 | 0 |
| 1 | Brandon Crossley | 4 | 0 | 4 | 0.0-0 | 1.0-2 | 0 | 0-0 | 0-0 | 0 | 0 | 0 |
| 16 | Ahmaad Moses | 4 | 0 | 4 | 1.0-2 | 1.0-2 | 0 | 0-0 | 0-0 | 0 | 0 | 0 |
| 0 | Bryan Massey | 3 | 1 | 4 | 0.0-0 | 0.0-0 | 0 | 0-0 | 0-0 | 0 | 0 | 0 |
| 44 | Kamryn Farrar | 2 | 1 | 3 | 0.0-0 | 0.0-0 | 0 | 0-0 | 0-0 | 0 | 0 | 0 |
| 4 | Jahari Rogers | 2 | 0 | 2 | 0.0-0 | 0.0-0 | 0 | 0-0 | 1-20 | 0 | 0 | 0 |
| 39 | Darren Brown | 1 | 1 | 2 | 0.0-0 | 0.0-0 | 0 | 0-0 | 0-0 | 0 | 0 | 0 |
| 9 | Nelson Paul | 1 | 1 | 2 | 0.0-0 | 1.0-2 | 0 | 0-0 | 0-0 | 1 | 0 | 0 |
| 25 | Kevaris Hall | 1 | 1 | 2 | 0.0-0 | 0.0-0 | 0 | 0-0 | 0-0 | 0 | 0 | 0 |
| 8 | JaQwondis Burns | 1 | 1 | 2 | 0.0-0 | 0.5-2 | 0 | 0-0 | 0-0 | 0 | 0 | 0 |
| 91 | Terrance Newman | 0 | 2 | 2 | 0.0-0 | 0.0-0 | 0 | 0-0 | 0-0 | 0 | 0 | 0 |
| 58 | Isaiah Smith | 0 | 2 | 2 | 0.0-0 | 0.0-0 | 0 | 0-0 | 0-0 | 0 | 0 | 0 |
| 33 | Junior Aho | 1 | 0 | 1 | 0.0-0 | 0.0-0 | 0 | 0-0 | 0-0 | 0 | 0 | 0 |
| 20 | Chris Adimora | 1 | 0 | 1 | 0.0-0 | 0.0-0 | 0 | 0-0 | 0-0 | 0 | 0 | 0 |
| 26 | Sam Westfall | 0 | 1 | 1 | 0.0-0 | 0.0-0 | 0 | 0-0 | 0-0 | 1 | 0 | 0 |
| 40 | Elijah Chatman | 0 | 1 | 1 | 0.0-0 | 0.0-0 | 0 | 0-0 | 0-0 | 0 | 0 | 0 |
| 11 | Je'lin Samuels | 0 | 1 | 1 | 0.0-0 | 0.0-0 | 0 | 0-0 | 0-0 | 0 | 0 | 0 |
| 13 | Roderick Roberson, Jr. | 0 | 1 | 1 | 0.0-0 | 0.5-1 | 0 | 0-0 | 0-0 | 0 | 0 | 0 |
| | **Totals** | **44** | **20** | **64** | **2.0-16** | **5.0-23** | **1** | **0-0** | **1-20** | **3** | **0** | **0** |

### SOUTH FLA.

| # | Name | Solo | Ast | Total | Sacks-Yds | TFL-Yds | FF | FR-Yds | Int-Yds | BrUp | Blks | QBH |
|---|---|---|---|---|---|---|---|---|---|---|---|---|
| 11 | Dwayne Boyles | 7 | 2 | 9 | 0.0-0 | 1.0-1 | 0 | 0-0 | 0-0 | 1 | 0 | 0 |
| 40 | Jason Vaughn | 3 | 4 | 7 | 0.0-0 | 1.5-2 | 0 | 0-0 | 0-0 | 1 | 0 | 0 |
| 13 | Tramel Logan | 2 | 5 | 7 | 0.0-0 | 0.5-1 | 0 | 0-0 | 0-0 | 0 | 0 | 0 |
| 23 | Davon Hicks | 5 | 0 | 5 | 0.0-0 | 1.0-1 | 0 | 0-0 | 0-0 | 0 | 0 | 0 |
| 2 | TJ Robinson | 3 | 2 | 5 | 0.0-0 | 0.0-0 | 0 | 0-0 | 0-0 | 0 | 0 | 0 |
| 7 | Will Jones II | 3 | 1 | 4 | 0.0-0 | 0.0-0 | 0 | 0-0 | 0-0 | 0 | 0 | 0 |
| 15 | Jayden Curry | 3 | 1 | 4 | 0.0-0 | 0.0-0 | 0 | 0-0 | 0-0 | 0 | 0 | 0 |
| 8 | DJ Gordon IV | 2 | 2 | 4 | 0.0-0 | 0.0-0 | 0 | 0-0 | 0-0 | 0 | 0 | 0 |
| 99 | Darrien Grant | 3 | 0 | 3 | 0.0-0 | 0.0-0 | 0 | 0-0 | 0-0 | 0 | 0 | 0 |
| 33 | Timarcus Simpson | 2 | 1 | 3 | 0.0-0 | 0.0-0 | 0 | 0-0 | 0-0 | 0 | 0 | 0 |
| 34 | Joshua Green | 2 | 1 | 3 | 0.0-0 | 1.0-1 | 0 | 0-0 | 0-0 | 0 | 0 | 0 |
| 19 | Jonathan Ross | 2 | 1 | 3 | 0.0-0 | 0.0-0 | 0 | 0-0 | 0-0 | 0 | 0 | 0 |
| 4 | Christian Williams | 1 | 2 | 3 | 0.0-0 | 0.0-0 | 0 | 0-0 | 0-0 | 1 | 0 | 0 |
| 1 | Matthew Hill | 1 | 1 | 2 | 0.0-0 | 0.0-0 | 0 | 0-0 | 0-0 | 0 | 0 | 0 |
| 53 | De'Juan Sease | 1 | 1 | 2 | 0.0-0 | 0.0-0 | 0 | 0-0 | 0-0 | 0 | 0 | 0 |
| 9 | Aamaris Brown | 1 | 0 | 1 | 0.0-0 | 0.0-0 | 0 | 0-0 | 0-0 | 1 | 0 | 0 |
| 3 | Kelley Joiner Jr. | 1 | 0 | 1 | 0.0-0 | 0.0-0 | 0 | 0-0 | 0-0 | 0 | 0 | 0 |
| 22 | Mekhi LaPointe | 0 | 1 | 1 | 0.0-0 | 0.0-0 | 0 | 0-0 | 0-0 | 0 | 0 | 0 |
| 6 | Rashawn Yates | 0 | 1 | 1 | 0.0-0 | 0.0-0 | 0 | 0-0 | 0-0 | 0 | 0 | 0 |
| | **Totals** | **42** | **26** | **68** | **0.0-0** | **5.0-6** | **0** | **0-0** | **0-0** | **4** | **0** | **0** |

# GAME 11: TULSA 48, USF 42

## H.A. CHAPMAN STADIUM • TULSA, OKLA.

## THURSDAY, NOV. 18, 2022 • 9:00 P.M. • ESPN2

**TULSA, OKLA.., –** USF (1-10; 0-7 AAC) saw freshman quarterback Byrum Brown put on a spectacular debut on a cold 30-degree night in Tulsa (4-7; 2-5 AAAC), but the Golden Hurricane claimed a 48-42 shootout victory. Brown, making his first career start, started the game going 21 for 21 passing, the first FBS player to achieve that since 2016, before his first incompletion came late in the fourth quarter. He finished 21-of-25 for 240 yards and three touchdowns passing and added 76 yards and a touchdown on the ground. Sean Atkins posted career highs of nine catches for 115 yards and tight ends Chris Mottillo and Jayson Littlejohn caught touchdown passes. Brian Battie logged his fourth straight 100-yard game, running for a career-high 169 yards and a touchdown. Dwayne Boyles led the Bulls defense for the seventh straight game posting 11 tackles. Tulsa's Deneric Prince ran for 219 yards and two touchdowns to lead a Tulsa offense that posted 573 yards. The Bulls posted a season-best 499 yards of offense and equaled a season-high 42 points.

USF took an early 10-0 lead, but saw Tulsa score 21 unanswered points in the second quarter to take a 15-point lead. Brown's arm helped cut the margin to eight, 28-20, before a late field goal sent Tulsa to the half leading 31-20. Tulsa took the opening kickoff of the second half and quickly made it 38-20. USF responded as Battie ripped off a 33-yard run and Brown finished the drive with a six-yard touchdown to cap a 79-yard drive that made it 38-27.The Bulls went with the on-side kick and recovered at the Tulsa 35 to seize the momentum. Brown hit tight end Jayson Littlejohn with a 17-yard strike for a touchdown. The Bulls went for two and Battie scored on a reverse to cut the Tulsa lead to 38-35 with 7:10 to play. The Bulls were forced to punt and the snap was fumbled by punter Andrew Stokes and Tulsa recovered at the USF18. Four plays later it was 45-35 after Prince rushed in from a yard out. Tulsa extended the lead to 48-35 on a 25-yard field goal, but Brown led a 51-yard touchdown drive capped by a 21-yard Battie touchdown run that cut the lead to 48-42 with 2:49 to play. The Bulls failed to convert an onside kick, but the defense came out strong and forced a Tulsa 3-and-out, getting the ball back for the Bulls at the USF9. With 1:17 to play, the Tulsa defense pinned its ears and USF failed to gain a yard on four plays and gave the ball back to Tulsa, which ran out the clock.

■ RB Brian Battie ran for a career-high 169 yards and a touchdown and eclipsed 1,000 yards on the season, the sixth Bull to achieve the feat.

■ QB Byrum Brown's 84 percent completion percentage for the game broke Quinton Flowers five-year old program record.

■ WR Sean Atkins posted career highs with 9 catches for 115 yards and a touchdown.

| Team | 1st | 2nd | 3rd | 4th | Total |
|---|---|---|---|---|---|
| South Florida | 10 | 10 | 15 | 7 | 42 |
| Tulsa | 7 | 24 | 7 | 10 | 48 |

SCORING SUMMARY

| Qtr | Time | Scoring Play | V-H |
|---|---|---|---|
| 1st | 08:28 | USF - #32 S.Shrader 25 yd FG, 11-68, 06:32 | 3-0 |
| 1st | 03:35 | USF - #86 C.Mottillo 20 yd pass from #17 B.Brown (#32 S.Shrader kick), 6-90, 03:04 | 10-0 |
| 1st | 01:32 | TLS - #1 B.Braxton 3 yd rush (#90 Z.Long kick), 5-81, 01:57 | 10-7 |
| 2nd | 14:15 | USF - #32 S.Shrader 34 yd FG, 6-47, 02:10 | 13-7 |
| 2nd | 10:14 | TLS - #24 S.Anderson 1 yd rush (#90 Z.Long kick), 4-22, 01:20 | 13-14 |
| 2nd | 05:25 | TLS - #2 K.Stokes 31 yd pass from #1 B.Braxton (#90 Z.Long kick), 7-81, 02:31 | 13-21 |
| 2nd | 02:23 | TLS - #8 D.Prince 10 yd rush (#90 Z.Long kick), 5-47, 01:58 | 13-28 |
| 2nd | 01:13 | USF - #38 S.Atkins 18 yd pass from #17 B.Brown (#32 S.Shrader kick), 6-65, 01:08 | 20-28 |
| 2nd | 00:03 | TLS - #90 Z.Long 23 yd FG, 9-70, 01:10 | 20-31 |
| 3rd | 13:12 | TLS - #1 B.Braxton 1 yd rush (#90 Z.Long kick), 6-72, 01:41 | 20-38 |
| 3rd | 08:50 | USF - #17 B.Brown 6 yd rush (#32 S.Shrader kick), 9-79, 04:15 | 27-38 |
| 3rd | 07:10 | USF - #80 J.Littlejohn 17 yd pass from #17 B.Brown (#21 B.Battie rush), 3-35, 01:32 | 35-38 |
| 4th | 14:27 | TLS - #8 D.Prince 1 yd rush (#90 Z.Long kick), 3-18, 00:29 | 35-45 |
| 4th | 05:10 | TLS - #90 Z.Long 25 yd FG, 10-66, 04:52 | 35-48 |
| 4th | 02:49 | USF - #21 B.Battie 21 yd rush (#32 S.Shrader kick), 6-51, 02:14 | 42-48 |

### SOUTH FLORIDA

| RUSHING | No. | Gain | Loss | Net | TD | Lg | Avg |
|---|---|---|---|---|---|---|---|
| Brian Battie | 19 | 169 | 0 | 169 | 1 | 33 | 8.9 |
| Byrum Brown | 12 | 85 | 9 | 76 | 1 | 36 | 6.3 |
| Michel Dukes | 6 | 23 | 0 | 23 | 0 | 14 | 3.8 |
| K'wan Powell | 1 | 6 | 0 | 6 | 0 | 6 | 6.0 |
| Jason Albritton | 1 | 4 | 0 | 4 | 0 | 4 | 4.0 |
| TEAM | 1 | 0 | 6 | -6 | 0 | 0 | -6.0 |
| Andrew Stokes | 1 | 0 | 13 | -13 | 0 | 0 | -13.0 |
| **Totals:** | **41** | **287** | **28** | **259** | **2** | **36** | **6.3** |

| PASSING | C-A-I | Yds | TD | Long | Sack |
|---|---|---|---|---|---|
| Byrum Brown | 21-25-0 | 240 | 3 | 37 | 1 |
| **Totals:** | **21-25-0** | **240** | **3** | **37** | **1** |

| RECEIVING | TAR | No. | Yards | YAC | TD | Long |
|---|---|---|---|---|---|---|
| Sean Atkins | 9 | 9 | 115 | 61 | 1 | 37 |
| Jimmy Horn Jr. | 6 | 6 | 42 | 28 | 0 | 21 |
| Chris Mottillo | 2 | 2 | 33 | 16 | 1 | 20 |
| Omarion Dollison | 3 | 1 | 18 | 3 | 0 | 18 |
| Jayson Littlejohn | 1 | 1 | 17 | 3 | 1 | 17 |
| Holden Willis | 3 | 1 | 11 | 9 | 0 | 11 |
| Michel Dukes | 1 | 1 | 4 | 11 | 0 | 4 |
| **Totals:** | **25** | **21** | **240** | **131** | **3** | **37** |

| PUNTING | No. | Yds | Avg | Long | In20 | TB |
|---|---|---|---|---|---|---|
| Andrew Stokes | 1 | 43 | 43.0 | 43 | 1 | 0 |
| **Totals:** | **1** | **43** | **43.0** | **43** | **1** | **0** |

| RETURNS | Punt | | | Kickoff | | | Intercept | | |
|---|---|---|---|---|---|---|---|---|---|
| | No | Yds | Lg | No | Yds | Lg | No | Yds | Lg |
| Sean Atkins | 1 | 0 | 0 | 1 | 2 | 2 | 0 | 0 | 0 |
| Jimmy Horn Jr. | 0 | 0 | 0 | 4 | 68 | 33 | 0 | 0 | 0 |
| **Totals:** | **1** | **0** | **0** | **5** | **70** | **33** | **0** | **0** | **0** |

| FIELD GOALS | Qtr | Time | Dist | Result |
|---|---|---|---|---|
| Spencer Shrader | 1st | 08:28 | 25 | GOOD |
| Spencer Shrader | 2nd | 14:15 | 34 | GOOD |

| KICKOFFS | No. | Yards | Avg | TB | OB |
|---|---|---|---|---|---|
| Spencer Shrader | 6 | 358 | 59.7 | 2 | 0 |

### TULSA

| RUSHING | No. | Gain | Loss | Net | TD | Lg | Avg |
|---|---|---|---|---|---|---|---|
| Deneric Prince | 26 | 227 | 7 | 220 | 2 | 67 | 8.5 |
| Steven Anderson | 6 | 26 | 0 | 26 | 1 | 8 | 4.3 |
| Braylon Braxton | 8 | 24 | 4 | 20 | 2 | 8 | 2.5 |
| Jordan Ford | 4 | 10 | 0 | 10 | 0 | 4 | 2.5 |
| TEAM | 2 | 0 | 5 | -5 | 0 | 0 | -2.5 |
| **Totals:** | **46** | **287** | **16** | **271** | **5** | **67** | **5.9** |

| PASSING | C-A-I | Yds | TD | Long | Sack |
|---|---|---|---|---|---|
| Braylon Braxton | 20-27-0 | 302 | 1 | 44 | 0 |
| **Totals:** | **20-27-0** | **302** | **1** | **44** | **0** |

| RECEIVING | TAR | No. | Yards | YAC | TD | Long |
|---|---|---|---|---|---|---|
| Keylon Stokes | 8 | 6 | 145 | 36 | 1 | 44 |
| JuanCarlos Santana | 7 | 5 | 28 | 6 | 0 | 10 |
| Isaiah Epps | 3 | 3 | 27 | 17 | 0 | 17 |
| Steven Anderson | 2 | 2 | 42 | 0 | 0 | 40 |
| Malachai Jones | 5 | 2 | 28 | 1 | 0 | 23 |
| Deneric Prince | 1 | 1 | 19 | 20 | 0 | 19 |
| Braylon Braxton | 1 | 1 | 13 | 13 | 0 | 13 |
| **Totals:** | **27** | **20** | **302** | **93** | **1** | **44** |

| PUNTING | No. | Yds | Avg | Long | In20 | TB |
|---|---|---|---|---|---|---|
| Lachlan Wilson | 3 | 100 | 33.3 | 36 | 2 | 0 |
| **Totals:** | **3** | **100** | **33.3** | **36** | **2** | **0** |

| RETURNS | Punt | | | Kickoff | | | Intercept | | |
|---|---|---|---|---|---|---|---|---|---|
| | No | Yds | Lg | No | Yds | Lg | No | Yds | Lg |
| Keylon Stokes | 1 | 0 | 0 | 0 | 0 | 0 | 0 | 0 | 0 |
| Malachai Jones | 0 | 0 | 0 | 1 | 7 | 7 | 0 | 0 | 0 |
| Kamdyn Benjamin | 0 | 0 | 0 | 2 | 40 | 25 | 0 | 0 | 0 |
| **Totals:** | **1** | **0** | **0** | **3** | **47** | **25** | **0** | **0** | **0** |

| FIELD GOALS | Qtr | Time | Dist | Result |
|---|---|---|---|---|
| Zack Long | 2nd | 00:03 | 23 | GOOD |
| Zack Long | 4th | 05:10 | 25 | GOOD |

| KICKOFFS | No. | Yards | Avg | TB | OB |
|---|---|---|---|---|---|
| Tyler Tipton | 8 | 362 | 45.2 | 1 | 1 |
| Zack Long | 1 | 40 | 40.0 | 0 | 0 |

| FULL GAME | USF | TLS |
|---|---|---|
| **FIRST DOWNS** | 23 | 26 |
| Rushing | 11 | 13 |
| Passing | 11 | 11 |
| Penalty | 1 | 2 |
| **NET YARDS RUSHING** | 259 | 271 |
| Rushing Attempts | 41 | 46 |
| Average Per Rush | 6.3 | 5.9 |
| Rushing Touchdowns | 2 | 5 |
| Yards Gained Rushing | 287 | 287 |
| Yards Lost Rushing | 28 | 16 |
| **NET YARDS PASSING** | 240 | 302 |
| Completions-Attempts-Int | 21-25-0 | 20-27-0 |
| Average Per Attempt | 9.6 | 11.2 |
| Average Per Completion | 11.4 | 15.1 |
| Passing Touchdowns | 3 | 1 |
| **TOTAL OFFENSE YARDS** | 499 | 573 |
| Total offense plays | 66 | 73 |
| Average Gain Per Play | 7.6 | 7.8 |
| Fumbles: Number-Lost | 3-2 | 0-0 |
| Penalties: Number-Yards | 7-62 | 9-80 |
| **PUNTS-YARDS** | 1-43 | 3-100 |
| Average Yards Per Punt | 43.0 | 33.3 |
| Net Yards Per Punt | 43 | 33.3 |
| Inside 20 | 1 | 2 |
| 50+ Yards | 0 | 0 |
| Touchbacks | 0 | 0 |
| Fair catch | 0 | 2 |
| **KICKOFF-YARDS** | 6-358 | 9-402 |
| Average Yards Per Kickoff | 59.7 | 44.7 |
| Net Yards Per Kickoff | 41.8 | 33.6 |
| Touchbacks | 2 | 1 |
| Fair Catch Yards | 10 | 0 |
| Punt returns: Number-Yards-TD | 1-0-0 | 1-0-0 |
| Average Per Return | 0.0 | 0.0 |
| Kickoff returns: Number-Yds-TD | 5-70-0 | 3-47-0 |
| Average Per Return | 14.0 | 15.7 |
| Interceptions: Number-Yds-TD | 0-0-0 | 0-0-0 |
| Fumble Returns: Number-Yds-TD | 0-0-0 | 0-0-0 |
| Miscellaneous Yards | 0 | 0 |
| Possession Time | 32:37 | 27:23 |
| 1st Quarter | 11:08 | 03:52 |
| 2nd Quarter | 05:20 | 09:40 |
| 3rd Quarter | 08:45 | 06:15 |
| 4th Quarter | 07:24 | 07:36 |
| Third-Down Conversions | 4-10 | 7-12 |
| Fourth-Down Conversions | 0-3 | 0-1 |
| Red-Zone Scores-Chances | 6-6 | 7-9 |
| Touchdowns | 4-6 | 5-9 |
| Field goals | 2-6 | 2-9 |
| Sacks By: Number-Yards | 0-0 | 1-9 |
| PAT Kicks | 4-4 | 6-6 |
| 2Pts Conversions | 1-1 | 0-0 |
| Field Goals | 2-2 | 2-2 |
| Points off Turnover | 0 | 14 |

### SOUTH FLORIDA

| # | Name | Solo | Ast | Total | Sacks-Yds | TFL-Yds | FF | FR-Yds | Int-Yds | BrUp | Blks | QBH |
|---|---|---|---|---|---|---|---|---|---|---|---|---|
| 11 | Dwayne Boyles | 9 | 2 | 11 | 0.0-0 | 0.0-0 | 0 | 0-0 | 0-0 | 0 | 0 | 0 |
| 15 | Jayden Curry | 5 | 1 | 6 | 0.0-0 | 0.0-0 | 0 | 0-0 | 0-0 | 0 | 0 | 0 |
| 25 | Christopher Townsel | 1 | 4 | 5 | 0.0-0 | 1.0-4 | 0 | 0-0 | 0-0 | 0 | 0 | 0 |
| 33 | Timarcus Simpson | 4 | 0 | 4 | 0.0-0 | 0.0-0 | 0 | 0-0 | 0-0 | 0 | 0 | 0 |
| 9 | Aamaris Brown | 4 | 0 | 4 | 0.0-0 | 0.0-0 | 0 | 0-0 | 0-0 | 0 | 0 | 0 |
| 99 | Darrien Grant | 3 | 1 | 4 | 0.0-0 | 0.5-2 | 0 | 0-0 | 0-0 | 0 | 0 | 0 |
| 2 | TJ Robinson | 3 | 1 | 4 | 0.0-0 | 0.0-0 | 0 | 0-0 | 0-0 | 0 | 0 | 0 |
| 40 | Jason Vaughn | 3 | 1 | 4 | 0.0-0 | 0.0-0 | 0 | 0-0 | 0-0 | 0 | 0 | 0 |
| 24 | Mac Harris | 3 | 1 | 4 | 0.0-0 | 0.0-0 | 0 | 0-0 | 0-0 | 0 | 0 | 0 |
| 22 | Mekhi LaPointe | 3 | 1 | 4 | 0.0-0 | 0.0-0 | 0 | 0-0 | 0-0 | 0 | 0 | 0 |
| 4 | Christian Williams | 2 | 0 | 2 | 0.0-0 | 0.0-0 | 0 | 0-0 | 0-0 | 0 | 0 | 0 |
| 6 | Rashawn Yates | 2 | 0 | 2 | 0.0-0 | 0.0-0 | 0 | 0-0 | 0-0 | 0 | 0 | 0 |
| 13 | Tramel Logan | 1 | 1 | 2 | 0.0-0 | 0.5-2 | 0 | 0-0 | 0-0 | 0 | 0 | 0 |
| 12 | Ben Knox | 1 | 0 | 1 | 0.0-0 | 0.0-0 | 0 | 0-0 | 0-0 | 0 | 0 | 0 |
| 7 | Will Jones II | 1 | 0 | 1 | 0.0-0 | 0.0-0 | 0 | 0-0 | 0-0 | 0 | 0 | 0 |
| 8 | DJ Gordon IV | 1 | 0 | 1 | 0.0-0 | 1.0-1 | 0 | 0-0 | 0-0 | 1 | 0 | 0 |
| 19 | Jonathan Ross | 1 | 0 | 1 | 0.0-0 | 1.0-2 | 0 | 0-0 | 0-0 | 0 | 0 | 0 |
| 37 | Logan Berryhill | 1 | 0 | 1 | 0.0-0 | 0.0-0 | 0 | 0-0 | 0-0 | 0 | 0 | 0 |
| 34 | Joshua Green | 1 | 0 | 1 | 0.0-0 | 0.0-0 | 0 | 0-0 | 0-0 | 1 | 0 | 0 |
| 45 | CJ Ross | 0 | 1 | 1 | 0.0-0 | 0.0-0 | 0 | 0-0 | 0-0 | 0 | 0 | 0 |
| | **Totals** | **49** | **14** | **63** | **0.0-0** | **4.0-11** | **0** | **0-0** | **0-0** | **2** | **0** | **0** |

### TULSA

| # | Name | Solo | Ast | Total | Sacks-Yds | TFL-Yds | FF | FR-Yds | Int-Yds | BrUp | Blks | QBH |
|---|---|---|---|---|---|---|---|---|---|---|---|---|
| 1 | Kendarin Ray | 10 | 1 | 11 | 0.0-0 | 0.0-0 | 0 | 0-0 | 0-0 | 0 | 0 | 0 |
| 30 | Justin Wright | 7 | 3 | 10 | 0.0-0 | 0.0-0 | 0 | 0-0 | 0-0 | 0 | 0 | 0 |
| 21 | Bryson Powers | 6 | 3 | 9 | 0.0-0 | 0.0-0 | 0 | 0-0 | 0-0 | 0 | 0 | 0 |
| 6 | Jon-Michael Terry | 3 | 4 | 7 | 0.5-5 | 0.5-5 | 0 | 0-0 | 0-0 | 0 | 0 | 0 |
| 11 | Everitt Rogers | 2 | 3 | 5 | 0.0-0 | 0.0-0 | 0 | 0-0 | 0-0 | 0 | 0 | 0 |
| 10 | Sean O'Keefe | 3 | 0 | 3 | 0.0-0 | 0.0-0 | 0 | 0-0 | 0-0 | 0 | 0 | 0 |
| 0 | Tyon Davis | 3 | 0 | 3 | 0.0-0 | 0.0-0 | 0 | 1-0 | 0-0 | 1 | 0 | 0 |
| 9 | Daiquain Jackson | 3 | 0 | 3 | 0.0-0 | 0.0-0 | 1 | 0-0 | 0-0 | 0 | 0 | 0 |
| 44 | Joseph Anderson | 2 | 1 | 3 | 0.0-0 | 0.0-0 | 0 | 0-0 | 0-0 | 0 | 0 | 0 |
| 94 | Anthony Goodlow | 1 | 2 | 3 | 0.0-0 | 0.0-0 | 0 | 0-0 | 0-0 | 1 | 0 | 0 |
| 19 | Grant Sawyer | 2 | 0 | 2 | 0.0-0 | 0.0-0 | 0 | 0-0 | 0-0 | 0 | 0 | 0 |
| 5 | Kenney Solomon | 2 | 0 | 2 | 0.0-0 | 0.0-0 | 0 | 0-0 | 0-0 | 0 | 0 | 0 |
| 48 | Owen Ostroski | 1 | 1 | 2 | 0.0-0 | 0.0-0 | 0 | 0-0 | 0-0 | 0 | 0 | 0 |
| 13 | NuNu Campbell | 1 | 0 | 1 | 0.0-0 | 0.0-0 | 0 | 0-0 | 0-0 | 0 | 0 | 0 |
| 93 | Bryce Alonso | 0 | 1 | 1 | 0.5-4 | 0.5-4 | 0 | 0-0 | 0-0 | 0 | 0 | 0 |
| 8 | Brian Johnson | 0 | 1 | 1 | 0.0-0 | 0.0-0 | 0 | 0-0 | 0-0 | 0 | 0 | 0 |
| 40 | Mitchell Kulkin | 0 | 1 | 1 | 0.0-0 | 0.0-0 | 0 | 1-0 | 0-0 | 0 | 0 | 0 |
| 38 | Seth Bullock | 0 | 1 | 1 | 0.0-0 | 0.0-0 | 0 | 0-0 | 0-0 | 0 | 0 | 0 |
| 3 | Reggie Ellis | 0 | 1 | 1 | 0.0-0 | 0.0-0 | 0 | 0-0 | 0-0 | 0 | 0 | 0 |
| 95 | Cooper Laake | 0 | 1 | 1 | 0.0-0 | 0.0-0 | 0 | 0-0 | 0-0 | 0 | 0 | 0 |
| | **Totals** | **46** | **24** | **70** | **1.0-9** | **1.0-9** | **1** | **2-0** | **0-0** | **2** | **0** | **0** |

**Team Results**

| | Date | Opponent | | Score | Overall | Conf | Time | Attend |
|---|---|---|---|---|---|---|---|---|
| | 09/03/2022 | BYU | L | 21-50 | 0-1 | 0-0 | 3:16 | 31521 |
| | 09/10/2022 | Howard | W | 42-20 | 1-1 | 0-0 | 3:28 | 28554 |
| | 09/17/2022 | at Florida | L | 28-31 | 1-2 | 0-0 | 3:29 | 88496 |
| | 09/24/2022 | at Louisville | L | 3-41 | 1-3 | 0-0 | 3:34 | 41217 |
| * | 10/01/2022 | vs East Carolina | L | 28-48 | 1-4 | 0-1 | 3:35 | 3708 |
| * | 10/08/2022 | at Cincinnati | L | 24-28 | 1-5 | 0-2 | 3:18 | 38577 |
| * | 10/15/2022 | Tulane | L | 31-45 | 1-6 | 0-3 | 2:21 | 31053 |
| * | 10/29/2022 | at Houston | L | 27-42 | 1-7 | 0-4 | 3:10 | 24228 |
| * | 11/05/2022 | at Temple | L | 28-54 | 1-8 | 0-5 | 3:10 | 13862 |
| * | 11/12/2022 | SMU | L | 23-41 | 1-9 | 0-6 | 3:25 | 24907 |
| * | 11/18/2022 | at Tulsa | L | 42-48 | 1-10 | 0-7 | 3:52 | 13819 |

## Team Statistics

| | USF | OPP |
|---|---|---|
| **Scoring** | **297** | **448** |
| Points per game | 27.0 | 40.7 |
| Points Off Turnovers | 38 | 79 |
| **First Downs** | **211** | **282** |
| Rushing | 100 | 117 |
| Passing | 98 | 149 |
| Penalty | 13 | 16 |
| **Rushing Yardage** | **2077** | **2470** |
| Yards gained rushing | 2288 | 2680 |
| Yards lost rushing | 211 | 210 |
| Rushing attempts | 398 | 413 |
| Average per rush | 5.2 | 6.0 |
| Average per game | 188.8 | 224.5 |
| TDs Rushing | 21 | 34 |
| **Passing Yardage** | **2175** | **3182** |
| Comp-Att-Int | 175-306-8 | 251-346-6 |
| Average per pass | 7.1 | 9.2 |
| Average per catch | 12.4 | 12.7 |
| Average per game | 197.7 | 289.3 |
| TDs Passing | 17 | 22 |
| **Total offense** | **4252** | **5652** |
| Total plays | 704 | 759 |
| Average per play | 6.0 | 7.4 |
| Average per game | 386.5 | 513.8 |
| **Kick returns: #-Yards** | **42-894** | **8-148** |
| **Punt returns: #-Yards** | **11-67** | **8-77** |
| **Int returns: #-Yards** | **6-49** | **8-94** |
| **Kick return average** | **21.3** | **18.5** |
| **Punt return average** | **6.1** | **9.6** |
| **Int return average** | **8.2** | **11.8** |
| **Fumbles-Lost** | **18-9** | **12-7** |
| **Penalties-Yards** | **53-433** | **60-506** |
| Average per game | 39.4 | 46.0 |
| **Punts-Yards** | **39-1618** | **24-958** |
| Average per punt | 41.5 | 39.9 |
| Net punt average | 38.5 | 37.1 |
| **Kickoffs-Yards** | **56-3521** | **84-4852** |
| Average per kick | 62.9 | 57.8 |
| Net kick average | 40.0 | 37.1 |
| **Time of possession / game** | **29:27** | **30:33** |
| **3rd-down conversion** | **55/142** | **63/133** |
| 3rd-down pct | 39% | 47% |
| **4rd-down conversion** | **12/29** | **14/23** |

| | USF | OPP |
|---|---|---|
| 4rd-down pct | 41% | 61% |
| **Sacks by-Yards** | **13-63** | **13-83** |
| **Misc Yards** | **0** | **0** |
| **Touchdowns scored** | **39** | **58** |
| **Field goals - attempts** | **8-12** | **14-17** |
| **On-Side kicks** | **1-2** | **0-0** |
| **Red-zone scores** | **(35-41) 85%** | **(46-56) 82%** |
| **Red-zone touchdowns** | **(28-41) 68%** | **(33-56) 59%** |
| **PAT-attempts** | **(35-35) 100%** | **(56-57) 98%** |
| **2-point conversion-attempts** | **(2-4) 50%** | **(0-1) 0%** |
| **Attendance** | **116035** | **220199** |
| Games / Avg per game | 4/29009 | 6/36700 |
| Neutral site games | - | 1/3708 |

**Score by Periods**

| Team | 1st | 2nd | 3rd | 4th | OT | TOT |
|---|---|---|---|---|---|---|
| South Fla. | 55 | 82 | 96 | 64 | 0 | 297 |
| Opponents | 110 | 151 | 99 | 88 | 0 | 448 |

## Opponent - Game Highs

| | | |
|---|---|---|
| **RUSHES** | 51 | Tulane (10/15/2022) |
| **YARDS RUSHING** | 312 | BYU (09/03/2022) |
| **YARDS PER RUSH** | 9.2 | at Temple (11/05/2022) |
| **TD RUSHES** | 5 | at Tulsa (11/18/2022) |
| **PASS ATTEMPTS** | 41 | vs East Carolina (N) (10/01/2022) |
| **PASS COMPLETIONS** | 33 | at Houston (10/29/2022) |
| **YARDS PASSING** | 465 | vs East Carolina (N) (10/01/2022) |
| **YARDS PER PASS** | 11.3 | vs East Carolina (N) (10/01/2022) |
| **TD PASSES** | 6 | vs East Carolina (N) (10/01/2022) |
| **TOTAL PLAYS** | 87 | Tulane (10/15/2022) |
| **TOTAL OFFENSE** | 621 | at Temple (11/05/2022) |
| **YARDS PER PLAY** | 9.4 | at Temple (11/05/2022) |
| **POINTS** | 54 | at Temple (11/05/2022) |
| **SACKS BY** | 3 | at Houston (10/29/2022) |
| | 3 | at Louisville (09/24/2022) |
| **FIRST DOWNS** | 30 | SMU (11/12/2022) |
| | 30 | Tulane (10/15/2022) |
| **PENALTIES** | 10 | at Houston (10/29/2022) |
| **PENALTY YARDS** | 95 | at Houston (10/29/2022) |
| **TURNOVERS** | 3 | Howard (09/10/2022) |
| **PUNTS** | 3 | at Tulsa (11/18/2022) |
| | 3 | Tulane (10/15/2022) |
| | 3 | at Cincinnati (10/08/2022) |
| | 3 | vs East Carolina (N) (10/01/2022) |
| | 3 | at Louisville (09/24/2022) |
| | 3 | Howard (09/10/2022) |
| **PUNTING AVG** | 45.0 | at Houston (10/29/2022) |
| **LONG PUNT** | 54 | at Florida (09/17/2022) |
| **PUNTS INSIDE 20** | 3 | at Cincinnati (10/08/2022) |
| **LONG PUNT RETURN** | 60 | vs East Carolina (N) (10/01/2022) |

## South Fla. - Individual Game Highs

| | | |
|---|---|---|
| **RUSHES** | 26 | Brian Battie vs SMU (11/12/2022) |
| **YARDS RUSHING** | 169 | Brian Battie at Tulsa (11/18/2022) |
| **TD RUSHES** | 2 | Brian Battie at Houston (10/29/2022) |
| | 2 | Michel Dukes vs Howard (09/10/2022) |
| | 2 | Jaren Mangham vs Howard (09/10/2022) |
| **LONG RUSH** | 60 | Brian Battie vs Howard (09/10/2022) |
| **PASS ATTEMPTS** | 34 | Katravis Marsh at Houston (10/29/2022) |
| **PASS COMPLETIONS** | 24 | Katravis Marsh at Houston (10/29/2022) |
| **YARDS PASSING** | 275 | Katravis Marsh at Houston (10/29/2022) |
| **TD PASSES** | 3 | Byrum Brown at Tulsa (11/18/2022) |
| | 3 | Katravis Marsh at Temple (11/05/2022) |
| | 3 | Gerry Bohanon vs East Carolina (N) (10/01/2022) |
| **LONG PASS** | 91 | Gerry Bohanon vs East Carolina (N) (10/01/2022) |
| **RECEPTIONS** | 9 | Sean Atkins at Tulsa (11/18/2022) |
| **YARDS RECEIVING** | 180 | Jimmy Horn Jr. vs East Carolina (N) (10/01/2022) |
| **TD RECEPTIONS** | 2 | Xavier Weaver at Temple (11/05/2022) |
| | 2 | Xavier Weaver at Cincinnati (10/08/2022) |
| | 2 | Jimmy Horn Jr. vs East Carolina (N) (10/01/2022) |
| **LONG RECEPTION** | 91 | Jimmy Horn Jr. vs East Carolina (N) (10/01/2022) |
| **PUNTS** | 6 | Colin McCreary vs Tulane (10/15/2022) |
| | 6 | Andrew Stokes at Louisville (09/24/2022) |
| **PUNTING AVG** | 51.0 | Colin McCreary at Louisville (09/24/2022) |
| **LONG PUNT** | 54 | Colin McCreary vs East Carolina (N) (10/01/2022) |
| **PUNTS INSIDE 20** | 3 | Andrew Stokes at Louisville (09/24/2022) |
| **LONG PUNT RETURN** | 20 | Xavier Weaver at Florida (09/17/2022) |
| **LONG KICKOFF RETURN** | 89 | Jimmy Horn Jr. vs BYU (09/03/2022) |
| **TACKLES** | 15 | Dwayne Boyles vs Tulane (10/15/2022) |
| **SACKS** | 3 | Jason Vaughn vs Tulane (10/15/2022) |
| **TACKLES FOR LOSS** | 3 | Jason Vaughn vs Tulane (10/15/2022) |
| | 3 | DJ Gordon IV at Louisville (09/24/2022) |

# 2022-23 South Fla. Football
# Combined Team Statistics
# All games

## Team Results

| | Date | Opponent | | Score | Att. |
|---|---|---|---|---|---|
| | 09/03/2022 | BYU | L | 21-50 | 31521 |
| | 09/10/2022 | Howard | W | 42-20 | 28554 |
| | 09/17/2022 | at Florida | L | 28-31 | 88496 |
| | 09/24/2022 | at Louisville | L | 3-41 | 41217 |
| * | 10/01/2022 | vs East Carolina | L | 28-48 | 3708 |
| * | 10/08/2022 | at Cincinnati | L | 24-28 | 38577 |
| * | 10/15/2022 | Tulane | L | 31-45 | 31053 |
| * | 10/29/2022 | at Houston | L | 27-42 | 24228 |
| * | 11/05/2022 | at Temple | L | 28-54 | 13862 |
| * | 11/12/2022 | SMU | L | 23-41 | 24907 |
| * | 11/18/2022 | at Tulsa | L | 42-48 | 13819 |

## Rushing

| Player | gp | att | gain | loss | net | avg | td | lg | avg/g |
|---|---|---|---|---|---|---|---|---|---|
| Brian Battie | 11 | 157 | 1074 | 32 | 1042 | 6.6 | 7 | 60 | 94.7 |
| Gerry Bohanon | 7 | 60 | 418 | 32 | 386 | 6.4 | 3 | 59 | 55.1 |
| Michel Dukes | 10 | 49 | 177 | 5 | 172 | 3.5 | 4 | 28 | 17.2 |
| K'wan Powell | 8 | 24 | 124 | 1 | 123 | 5.1 | 1 | 37 | 15.4 |
| Jaren Mangham | 4 | 24 | 106 | 2 | 104 | 4.3 | 3 | 23 | 26.0 |
| Jimmy Horn Jr. | 10 | 8 | 89 | 10 | 79 | 9.9 | 1 | 55 | 7.9 |
| Byrum Brown | 3 | 16 | 86 | 16 | 70 | 4.4 | 1 | 36 | 23.3 |
| Jason Albritton | 5 | 11 | 69 | 0 | 69 | 6.3 | 1 | 18 | 13.8 |
| Kelley Joiner Jr. | 4 | 10 | 34 | 0 | 34 | 3.4 | 0 | 8 | 8.5 |
| Mychael Hamilton | 4 | 9 | 24 | 1 | 23 | 2.6 | 0 | 12 | 5.8 |
| Katravis Marsh | 6 | 20 | 73 | 51 | 22 | 1.1 | 0 | 24 | 3.7 |
| Sean Atkins | 10 | 2 | 9 | 0 | 9 | 4.5 | 0 | 6 | 0.9 |
| Yasias Young | 2 | 1 | 4 | 0 | 4 | 4.0 | 0 | 4 | 2.0 |
| Xavier Weaver | 9 | 1 | 1 | 0 | 1 | 1.0 | 0 | 1 | 0.1 |
| Omarion Dollison | 10 | 1 | 0 | 5 | -5 | -5.0 | 0 | 0 | -0.5 |
| Andrew Stokes | 6 | 2 | 0 | 35 | -35 | -17.5 | 0 | 0 | -5.8 |
| Team | 11 | 3 | 0 | 21 | -21 | -7.0 | 0 | 0 | -1.9 |
| **Total** | **11** | **398** | **2288** | **211** | **2077** | **5.2** | **21** | **60** | **188.8** |
| **Opponents** | **11** | **413** | **2680** | **210** | **2470** | **6.0** | **34** | **75** | **224.5** |

## Passing

| Player | gp | effic | comp-att-int | pct | yds | td | lg | avg/g |
|---|---|---|---|---|---|---|---|---|
| Gerry Bohanon | 7 | 117.9 | 91-160-6 | 56.9 | 1070 | 6 | 91 | 152.9 |
| Katravis Marsh | 6 | 129.7 | 58-113-2 | 51.3 | 827 | 7 | 73 | 137.8 |
| Byrum Brown | 3 | 194.6 | 23-30-0 | 76.7 | 264 | 4 | 37 | 88.0 |
| Michel Dukes | 10 | 139.2 | 3-3-0 | 100.0 | 14 | 0 | 18 | 1.4 |
| **Total** | **11** | **130.0** | **175-306-8** | **57.2** | **2175** | **17** | **91** | **197.7** |
| **Opponents** | **11** | **167.3** | **251-346-6** | **72.5** | **3182** | **22** | **74** | **289.3** |

## Receiving

| Player | gp | no. | yds | avg | td | lg | avg/g |
|---|---|---|---|---|---|---|---|
| Xavier Weaver | 9 | 53 | 718 | 13.5 | 6 | 63 | 79.8 |
| Jimmy Horn Jr. | 10 | 32 | 501 | 15.7 | 3 | 91 | 50.1 |
| Sean Atkins | 10 | 18 | 236 | 13.1 | 2 | 37 | 23.6 |
| Brian Battie | 11 | 13 | 82 | 6.3 | 0 | 31 | 7.5 |
| Omarion Dollison | 10 | 10 | 156 | 15.6 | 0 | 40 | 15.6 |
| Yusuf Terry | 8 | 7 | 57 | 8.1 | 0 | 14 | 7.1 |
| Michel Dukes | 10 | 7 | 63 | 9.0 | 0 | 35 | 6.3 |
| Kelley Joiner Jr. | 4 | 6 | 28 | 4.7 | 0 | 24 | 7.0 |
| Gunnar Greenwald | 8 | 4 | 37 | 9.3 | 0 | 16 | 4.6 |
| Holden Willis | 8 | 4 | 36 | 9.0 | 1 | 19 | 4.5 |
| Khafre Brown | 9 | 4 | 61 | 15.3 | 0 | 20 | 6.8 |
| Jaren Mangham | 4 | 4 | 24 | 6.0 | 0 | 10 | 6.0 |
| Chris Carter | 10 | 3 | 9 | 3.0 | 1 | 6 | 0.9 |
| Chris Mottillo | 9 | 3 | 37 | 12.3 | 1 | 20 | 4.1 |
| Garret Reynolds | 4 | 2 | 14 | 7.0 | 0 | 7 | 3.5 |
| Ajou Ajou | 1 | 2 | 9 | 4.5 | 0 | 5 | 9.0 |
| Jayson Littlejohn | 9 | 2 | 34 | 17.0 | 2 | 17 | 3.8 |
| Dequan Stanley | 5 | 1 | 73 | 73.0 | 1 | 73 | 14.6 |
| **Total** | **11** | **175** | **2175** | **12.4** | **17** | **91** | **197.7** |
| **Opponents** | **11** | **251** | **3182** | **12.7** | **22** | **74** | **289.3** |

## Game Records

| Record | Overall | Home | Away | Neutral |
|---|---|---|---|---|
| ALL GAMES | 1-10 | 1-3 | 0-6 | 0-1 |
| CONFERENCE | 0-7 | 0-2 | 0-4 | 0-1 |
| NON-CONFERENCE | 1-3 | 1-1 | 0-2 | 0-0 |

## Team Statistics

| | USF | OPP |
|---|---|---|
| **First Downs** | **211** | **282** |
| Rushing | 100 | 117 |
| Passing | 98 | 149 |
| Penalty | 13 | 16 |
| **Rushing Yardage** | **2077** | **2470** |
| Rushing attempts | 398 | 413 |
| Average per rush | 5.2 | 6.0 |
| Average per game | 188.8 | 224.5 |
| TDs Rushing | 21 | 34 |
| **Passing Yardage** | **2175** | **3182** |
| Comp-Att-Int | 175-306-8 | 251-346-6 |
| Average per pass | 7.1 | 9.2 |
| Average per catch | 12.4 | 12.7 |
| Average per game | 197.7 | 289.3 |
| TDs Passing | 17 | 22 |
| **Total offense** | **4252** | **5652** |
| Average per play | 6.0 | 7.4 |
| Average per game | 386.5 | 513.8 |
| **Kick returns: #-Yards** | **42-894** | **8-148** |
| **Punt returns: #-Yards** | **11-67** | **8-77** |
| **Int returns: #-Yards** | **6-49** | **8-94** |
| **Fumbles-Lost** | **18-9** | **12-7** |
| **Penalties-Yards** | **53-433** | **60-506** |
| **Punts-Avg** | **39-41.5** | **24-39.9** |
| **Time of possession / game** | **29:27** | **30:33** |
| **3rd-down conversion** | **55/142** | **63/133** |
| **4rd-down conversion** | **12/29** | **14/23** |
| **PAT-attempts** | **(35-35) 100%** | **(56-57) 98%** |
| **2-point conversion-attempts** | **(2-4) 50%** | **(0-1) 0%** |

## Interceptions

| Player | no. | yds | avg | td | lg |
|---|---|---|---|---|---|
| Aamaris Brown | 2 | 0 | 0.0 | 0 | 0 |
| Matthew Hill | 1 | 0 | 0.0 | 0 | 0 |
| Mekhi LaPointe | 1 | 12 | 12.0 | 0 | 12 |
| Dwayne Boyles | 1 | 37 | 37.0 | 0 | 37 |
| Jayden Curry | 1 | 0 | 0.0 | 0 | 0 |
| **Total** | **6** | **49** | **8.2** | **0** | **37** |
| **Opponents** | **8** | **94** | **11.8** | **2** | **39** |

# 2022-23 South Fla. Football
# Combined Team Statistics
# All games

**Field Goals**

| Player | fg | pct. | 01-19 | 20-29 | 30-39 | 40-49 | 50-99 | lg | blk |
|---|---|---|---|---|---|---|---|---|---|
| Spencer Shrader | 8-12 | 66.7 | 1-1 | 3-3 | 2-3 | 2-4 | 0-1 | 49 | 0 |
| **Opponents** | **14-17** | **82.4** | **0-0** | **6-6** | **7-8** | **1-1** | **0-2** | **45** | **0** |

**Scoring**

| | | | PAT | | | | | | |
|---|---|---|---|---|---|---|---|---|---|
| **Player** | **td** | **fg** | **kick** | **rush** | **rcv** | **pass** | **dxp** | **saf** | **pts** |
| Spencer Shrader | - | 8-12 | 35-35 | - | - | - | - | - | 59 |
| Brian Battie | 7 | - | - | 1 | - | - | - | - | 44 |
| Xavier Weaver | 6 | - | - | - | 1 | - | - | - | 38 |
| Jimmy Horn Jr. | 5 | - | - | - | - | - | - | - | 30 |
| Michel Dukes | 4 | - | - | - | - | - | - | - | 24 |
| Gerry Bohanon | 3 | - | - | - | - | - | - | - | 18 |
| Jaren Mangham | 3 | - | - | - | - | - | - | - | 18 |
| Sean Atkins | 2 | - | - | - | - | 1 | - | - | 12 |
| Jayson Littlejohn | 2 | - | - | - | - | - | - | - | 12 |
| Chris Carter | 1 | - | - | - | - | - | - | - | 6 |
| Chris Mottillo | 1 | - | - | - | - | - | - | - | 6 |
| Holden Willis | 1 | - | - | - | - | - | - | - | 6 |
| K'wan Powell | 1 | - | - | - | - | - | - | - | 6 |
| Dequan Stanley | 1 | - | - | - | - | - | - | - | 6 |
| Jason Albritton | 1 | - | - | - | - | - | - | - | 6 |
| Byrum Brown | 1 | - | - | - | - | - | - | - | 6 |
| **Total** | **39** | **8-12** | **35-35** | **1** | **1** | **1** | **0** | **0** | **297** |
| **Opponents** | **58** | **14-17** | **56-57** | **0** | **0** | **0** | **0** | **1** | **448** |

**Score by Periods**

| Team | 1st | 2nd | 3rd | 4th | OT | TOT |
|---|---|---|---|---|---|---|
| South Fla. | 55 | 82 | 96 | 64 | 0 | 297 |
| Opponents | 110 | 151 | 99 | 88 | 0 | 448 |

**Punting**

| Player | no. | yds | avg | lg | tb | fc | i20 | 50+ | blk |
|---|---|---|---|---|---|---|---|---|---|
| Colin McCreary | 23 | 957 | 41.6 | 54 | 1 | 13 | 3 | 3 | 0 |
| Andrew Stokes | 16 | 661 | 41.3 | 52 | 0 | 4 | 7 | 3 | 0 |
| **Total** | **39** | **1618** | **41.5** | **54** | **1** | **17** | **10** | **6** | **0** |
| **Opponents** | **24** | **958** | **39.9** | **54** | **0** | **8** | **12** | **3** | **0** |

**Punt Returns**

| Player | no. | yds | avg | td | lg |
|---|---|---|---|---|---|
| Sean Atkins | 7 | 31 | 4.4 | 0 | 9 |
| Xavier Weaver | 4 | 36 | 9.0 | 0 | 20 |
| **Total** | **11** | **67** | **6.1** | **0** | **20** |
| **Opponents** | **8** | **77** | **9.6** | **0** | **60** |

**Kick Returns**

| Player | no. | yds | avg | td | lg |
|---|---|---|---|---|---|
| Brian Battie | 29 | 559 | 19.3 | 0 | 48 |
| Jimmy Horn Jr. | 7 | 209 | 29.9 | 1 | 89 |
| Michel Dukes | 4 | 106 | 26.5 | 0 | 34 |
| Sean Atkins | 1 | 2 | 2.0 | 0 | 2 |
| Jason Albritton | 1 | 18 | 18.0 | 0 | 18 |
| **Total** | **42** | **894** | **21.3** | **1** | **89** |
| **Opponents** | **8** | **148** | **18.5** | **0** | **29** |

**All Purpose**

| Player | g | rush | rcv | pr | kr | ir | total | avg/g |
|---|---|---|---|---|---|---|---|---|
| Brian Battie | 11 | 1042 | 82 | 0 | 559 | 0 | 1683 | 153.0 |
| Jimmy Horn Jr. | 10 | 79 | 501 | 0 | 209 | 0 | 789 | 78.9 |
| Xavier Weaver | 9 | 1 | 718 | 36 | 0 | 0 | 755 | 83.9 |
| Gerry Bohanon | 7 | 386 | 0 | 0 | 0 | 0 | 386 | 55.1 |
| Michel Dukes | 10 | 172 | 63 | 0 | 106 | 0 | 341 | 34.1 |
| Sean Atkins | 10 | 9 | 236 | 31 | 2 | 0 | 278 | 27.8 |
| Omarion Dollison | 10 | -5 | 156 | 0 | 0 | 0 | 151 | 15.1 |
| Jaren Mangham | 4 | 104 | 24 | 0 | 0 | 0 | 128 | 32.0 |
| K'wan Powell | 8 | 123 | 0 | 0 | 0 | 0 | 123 | 15.4 |
| Jason Albritton | 5 | 69 | 0 | 0 | 18 | 0 | 87 | 17.4 |
| Dequan Stanley | 5 | 0 | 73 | 0 | 0 | 0 | 73 | 14.6 |
| Byrum Brown | 3 | 70 | 0 | 0 | 0 | 0 | 70 | 23.3 |
| Kelley Joiner Jr. | 4 | 34 | 28 | 0 | 0 | 0 | 62 | 15.5 |
| Khafre Brown | 9 | 0 | 61 | 0 | 0 | 0 | 61 | 6.8 |
| Yusuf Terry | 8 | 0 | 57 | 0 | 0 | 0 | 57 | 7.1 |
| Gunnar Greenwald | 8 | 0 | 37 | 0 | 0 | 0 | 37 | 4.6 |
| Dwayne Boyles | 11 | 0 | 0 | 0 | 0 | 37 | 37 | 3.4 |
| Chris Mottillo | 9 | 0 | 37 | 0 | 0 | 0 | 37 | 4.1 |
| Holden Willis | 8 | 0 | 36 | 0 | 0 | 0 | 36 | 4.5 |
| Jayson Littlejohn | 9 | 0 | 34 | 0 | 0 | 0 | 34 | 3.8 |
| Mychael Hamilton | 4 | 23 | 0 | 0 | 0 | 0 | 23 | 5.8 |
| Katravis Marsh | 6 | 22 | 0 | 0 | 0 | 0 | 22 | 3.7 |
| Garret Reynolds | 4 | 0 | 14 | 0 | 0 | 0 | 14 | 3.5 |
| Mekhi LaPointe | 10 | 0 | 0 | 0 | 0 | 12 | 12 | 1.2 |
| Chris Carter | 10 | 0 | 9 | 0 | 0 | 0 | 9 | 0.9 |
| Ajou Ajou | 1 | 0 | 9 | 0 | 0 | 0 | 9 | 9.0 |
| Yasias Young | 2 | 4 | 0 | 0 | 0 | 0 | 4 | 2.0 |
| Andrew Stokes | 6 | -35 | 0 | 0 | 0 | 0 | -35 | -5.8 |
| **Total** | **11** | **2077** | **2175** | **67** | **894** | **49** | **5262** | **478.4** |
| **Opponents** | **11** | **2470** | **3182** | **77** | **148** | **94** | **5971** | **542.8** |

**Total Offense**

| Player | g | plays | rush | pass | total | avg/g |
|---|---|---|---|---|---|---|
| Gerry Bohanon | 7 | 220 | 386 | 1070 | 1456 | 208.0 |
| Brian Battie | 11 | 157 | 1042 | 0 | 1042 | 94.7 |
| Katravis Marsh | 6 | 133 | 22 | 827 | 849 | 141.5 |
| Byrum Brown | 3 | 46 | 70 | 264 | 334 | 111.3 |
| Michel Dukes | 10 | 52 | 172 | 14 | 186 | 18.6 |
| K'wan Powell | 8 | 24 | 123 | 0 | 123 | 15.4 |
| Jaren Mangham | 4 | 24 | 104 | 0 | 104 | 26.0 |
| Jimmy Horn Jr. | 10 | 8 | 79 | 0 | 79 | 7.9 |
| Jason Albritton | 5 | 11 | 69 | 0 | 69 | 13.8 |
| Kelley Joiner Jr. | 4 | 10 | 34 | 0 | 34 | 8.5 |
| Mychael Hamilton | 4 | 9 | 23 | 0 | 23 | 5.8 |
| Sean Atkins | 10 | 2 | 9 | 0 | 9 | 0.9 |
| Yasias Young | 2 | 1 | 4 | 0 | 4 | 2.0 |
| Xavier Weaver | 9 | 1 | 1 | 0 | 1 | 0.1 |
| Omarion Dollison | 10 | 1 | -5 | 0 | -5 | -0.5 |
| Andrew Stokes | 6 | 2 | -35 | 0 | -35 | -5.8 |
| **Total** | **11** | **704** | **2077** | **2175** | **4252** | **386.5** |
| **Opponents** | **11** | **759** | **2470** | **3182** | **5652** | **513.8** |

## Team Defense

| | | | Tackles | | | | Sacks | Pass defense | | | Fumbles | | blkd | |
|---|---|---|---|---|---|---|---|---|---|---|---|---|---|---|
| ## | Player | gp | ua | a | tot | tfl/yds | no-yds | int-yds | brup | qbh | fr-yds | ff | kick | saf |
| 11 | Dwayne Boyles | 11 | 64 | 37 | 101 | 10-17 | 1-3 | 1-37 | 3 | 2 | . | 2 | . | . |
| 8 | DJ Gordon IV | 10 | 36 | 24 | 60 | 6.5-9 | . | . | 1 | 1 | . | 2 | . | . |
| 22 | Mekhi LaPointe | 10 | 32 | 13 | 45 | 2-7 | 1-4 | 1-12 | 1 | . | . | 1 | . | . |
| 33 | Timarcus Simpson | 11 | 35 | 9 | 44 | 1-21 | . | . | . | . | . | 2 | . | . |
| 13 | Tramel Logan | 11 | 16 | 20 | 36 | 5.5-16 | 0.5-3 | . | 2 | 1 | . | . | . | . |
| 2 | TJ Robinson | 9 | 24 | 11 | 35 | 0.5-1 | . | . | 1 | 1 | . | . | . | . |
| 4 | Christian Williams | 9 | 22 | 13 | 35 | 1-1 | . | . | 3 | . | . | . | . | . |
| 15 | Jayden Curry | 11 | 20 | 14 | 34 | . | . | 1-0 | . | 1 | 2-0 | . | . | . |
| 23 | Davon Hicks | 9 | 20 | 12 | 32 | 3.5-14 | . | . | . | 1 | . | . | . | . |
| 1 | Matthew Hill | 10 | 15 | 15 | 30 | 1-6 | . | 1-0 | . | 1 | 1-12 | 1 | . | . |
| 40 | Jason Vaughn | 11 | 22 | 8 | 30 | 8.5-34 | 5-24 | . | 2 | 1 | . | . | . | . |
| 9 | Aamaris Brown | 11 | 19 | 8 | 27 | . | . | 2-0 | 5 | . | . | . | . | . |
| 7 | Will Jones II | 11 | 14 | 10 | 24 | 1-4 | . | . | 2 | . | . | . | . | . |
| 5 | Antonio Grier | 5 | 12 | 9 | 21 | 0.5-1 | . | . | . | . | . | . | . | . |
| 16 | Eddie Kelly | 11 | 8 | 11 | 19 | 1.5-2 | . | . | 1 | 1 | 1-0 | . | . | . |
| 28 | Jatorian Hansford | 9 | 9 | 9 | 18 | 5-17 | 2.5-12 | . | . | . | 1-0 | 2 | . | . |
| 90 | Rashad Cheney Jr. | 6 | 7 | 9 | 16 | 3-5 | . | . | . | 1 | . | . | . | . |
| 6 | Rashawn Yates | 9 | 9 | 6 | 15 | . | . | . | 1 | . | 1-0 | . | . | . |
| 99 | Darrien Grant | 11 | 8 | 6 | 14 | 0.5-2 | . | . | . | . | . | . | . | . |
| 0 | Daquan Evans | 5 | 6 | 5 | 11 | . | . | . | . | . | . | . | . | . |
| 24 | Mac Harris | 9 | 5 | 6 | 11 | . | . | . | . | . | . | . | . | . |
| 34 | Joshua Green | 11 | 5 | 3 | 8 | 2-4 | . | . | 1 | . | . | . | . | . |
| 19 | Jonathan Ross | 9 | 6 | 2 | 8 | 2-9 | 1-7 | . | . | 1 | . | . | . | . |
| 21 | Jaelen Stokes | 5 | 4 | 3 | 7 | 1-5 | 1-5 | . | . | . | . | . | . | . |
| 17 | Jhalyn Shuler | 9 | 3 | 3 | 6 | 1-3 | . | . | . | . | . | . | . | . |
| 25 | Christopher Townsel | 8 | 1 | 4 | 5 | 1-4 | . | . | . | . | . | . | . | . |
| 12 | Ben Knox | 11 | 5 | . | 5 | . | . | . | . | . | . | . | . | . |
| 10 | Nick Bags | 9 | . | 5 | 5 | . | . | . | . | . | . | . | . | . |
| 53 | De'Juan Sease | 6 | 2 | 2 | 4 | . | . | . | . | . | . | . | . | . |
| 29 | Brian Norris | 3 | 2 | 1 | 3 | . | . | . | . | . | . | . | . | . |
| 18 | Ray Thornton III | 3 | 1 | 2 | 3 | . | . | . | 1 | . | . | . | . | . |
| 45 | CJ Ross | 8 | 1 | 2 | 3 | . | . | . | . | . | . | . | . | . |
| 37 | Logan Berryhill | 9 | 3 | . | 3 | . | . | . | . | . | . | . | . | . |
| 4 | Omarion Dollison | 10 | 2 | . | 2 | . | . | . | . | . | . | . | . | . |
| 94 | Keeon Terrell | 1 | 1 | . | 1 | 1-5 | 1-5 | . | . | . | . | . | . | . |
| 12 | Katravis Marsh | 6 | 1 | . | 1 | . | . | . | . | . | . | . | . | . |
| 14 | Dequan Stanley | 5 | 1 | . | 1 | . | . | . | . | . | . | . | . | . |
| 42 | Lewai Mitchell | 2 | . | 1 | 1 | . | . | . | . | . | . | . | . | . |
| 48 | Andrew Beardall | 11 | . | 1 | 1 | . | . | . | . | . | . | . | . | . |
| 21 | Brian Battie | 11 | 1 | . | 1 | . | . | . | . | . | 1-0 | . | . | . |
| 3 | Kelley Joiner Jr. | 4 | 1 | . | 1 | . | . | . | . | . | . | . | . | . |
| 38 | Sean Atkins | 10 | 1 | . | 1 | . | . | . | . | . | . | . | . | . |

| | | | Tackles | | | | Sacks | Pass defense | | | Fumbles | | blkd | |
|---|---|---|---|---|---|---|---|---|---|---|---|---|---|---|
| ## | Player | gp | ua | a | tot | tfl/yds | no-yds | int-yds | brup | qbh | fr-yds | ff | kick | saf |
| 22 | K'wan Powell | 8 | . | . | . | . | . | . | . | 1 | . | . | . | . |
| | **Totals** | **11** | **449** | **284** | **733** | **59-187** | **13-63** | **6-49** | **24** | **13** | **7-12** | **10** | **0** | **0** |
| | Opponents | 11 | 418 | 290 | 708 | 54-175 | 13-83 | 8-94 | 24 | 19 | 9-18 | 11 | 0 | 1 |

# 2022-23 South Fla. Football
## Team Game-by-Game
## All games

| | | Rushing | | | | Receiving | | | | Passing | | | | Kick Returns | | | | Punt Returns | | | | tot |
|---|---|---|---|---|---|---|---|---|---|---|---|---|---|---|---|---|---|---|---|---|---|---|
| Date | Opponent | no. | yds | td | lg | no. | yds | td | lg | cmp-att-int | yds | td | lg | no. | yds | td | lg | no. | yds | td | lg | off |
| 09/03/2022 | BYU | 26 | 121 | 2 | 13 | 17 | 172 | 0 | 50 | 17-30-1 | 172 | 0 | 50 | 8 | 239 | 1 | 89 | 0 | 0 | 0 | 0 | 293 |
| 09/10/2022 | Howard | 27 | 205 | 6 | 60 | 17 | 219 | 0 | 39 | 17-28-1 | 219 | 0 | 39 | 3 | 83 | 0 | 32 | 2 | 14 | 0 | 8 | 424 |
| 09/17/2022 | at Florida | 46 | 286 | 3 | 51 | 12 | 116 | 0 | 20 | 12-28-2 | 116 | 0 | 20 | 4 | 93 | 0 | 28 | 1 | 20 | 0 | 20 | 402 |
| 09/24/2022 | at Louisville | 35 | 48 | 0 | 37 | 13 | 110 | 0 | 21 | 13-28-2 | 110 | 0 | 21 | 2 | 42 | 0 | 42 | 2 | 11 | 0 | 6 | 158 |
| 10/01/2022 | vs East Carolina | 36 | 202 | 1 | 22 | 18 | 253 | 3 | 91 | 18-28-0 | 253 | 3 | 91 | 5 | 107 | 0 | 34 | 2 | 16 | 0 | 9 | 455 |
| 10/08/2022 | at Cincinnati | 43 | 224 | 1 | 59 | 11 | 139 | 2 | 33 | 11-21-0 | 139 | 2 | 33 | 2 | 24 | 0 | 16 | 0 | 0 | 0 | 0 | 363 |
| 10/15/2022 | Tulane | 28 | 118 | 1 | 33 | 14 | 259 | 3 | 73 | 14-23-0 | 259 | 3 | 73 | 1 | 13 | 0 | 13 | 1 | -2 | 0 | 0 | 377 |
| 10/29/2022 | at Houston | 31 | 154 | 3 | 37 | 24 | 275 | 1 | 40 | 24-34-0 | 275 | 1 | 40 | 2 | 15 | 0 | 15 | 2 | 8 | 0 | 6 | 429 |
| 11/05/2022 | at Temple | 43 | 281 | 1 | 55 | 14 | 190 | 3 | 63 | 14-27-1 | 190 | 3 | 63 | 8 | 182 | 0 | 48 | 0 | 0 | 0 | 0 | 471 |
| 11/12/2022 | SMU | 42 | 179 | 1 | 20 | 14 | 202 | 2 | 32 | 14-34-1 | 202 | 2 | 32 | 2 | 26 | 0 | 20 | 0 | 0 | 0 | 0 | 381 |
| 11/18/2022 | at Tulsa | 41 | 259 | 2 | 36 | 21 | 240 | 3 | 37 | 21-25-0 | 240 | 3 | 37 | 5 | 70 | 0 | 33 | 1 | 0 | 0 | 0 | 499 |
| **South Fla.** | | **398** | **2077** | **21** | **60** | **175** | **2175** | **17** | **91** | **175-306-8** | **2175** | **17** | **91** | **42** | **894** | **1** | **89** | **11** | **67** | **0** | **20** | **4252** |
| **Opponents** | | **413** | **2470** | **34** | **75** | **251** | **3182** | **22** | **74** | **251-346-6** | **3182** | **22** | **74** | **8** | **148** | **0** | **29** | **8** | **77** | **0** | **60** | **5652** |

## South Fla. Averages

| Games | Avg/ rush | Avg/ catch | Pass effic | KR avg | PR avg | All purpose avg/game | Total offense avg/game |
|---|---|---|---|---|---|---|---|
| 11 | 5.2 | 12.4 | 130.0 | 21.3 | 6.1 | 478.4 | 386.5 |

| | | Tackles | | | | Sacks | Fumble | | Pass Defense | | | blkd | PAT attempts | | | off | | |
|---|---|---|---|---|---|---|---|---|---|---|---|---|---|---|---|---|---|---|
| Date | Opponent | ua | a | total | tfl-yds | no-yds | ff | fr-yds | int-yds | qbh | brup | kick | kick | rush | rcv | saf | t/o | pts |
| 09/03/2022 | BYU | 47 | 18 | 65 | 7.0-19 | 1-1 | 1 | 0-0 | 1-12 | 1 | 2 | 0 | 3-3 | 0 | 0 | 0 | 0 | 21 |
| 09/10/2022 | Howard | 51 | 28 | 79 | 11.0-55 | 3-17 | 2 | 2-0 | 1-0 | 0 | 1 | 0 | 6-6 | 0 | 0 | 0 | 21 | 42 |
| 09/17/2022 | at Florida | 20 | 26 | 46 | 4.0-10 | 1-4 | 0 | 0-0 | 2-37 | 3 | 0 | 0 | 2-2 | 0 | 1 | 0 | 8 | 28 |
| 09/24/2022 | at Louisville | 44 | 34 | 78 | 5.0-12 | 1-5 | 2 | 2-12 | 0-0 | 2 | 5 | 0 | 0-0 | 0 | 0 | 0 | 0 | 3 |
| 10/01/2022 | vs East Carolina | 39 | 28 | 67 | 7.0-21 | 1-8 | 1 | 1-0 | 0-0 | 1 | 0 | 0 | 4-4 | 0 | 0 | 0 | 0 | 28 |
| 10/08/2022 | at Cincinnati | 29 | 34 | 63 | 4.0-19 | 2-15 | 1 | 0-0 | 2-0 | 1 | 3 | 0 | 3-3 | 0 | 0 | 0 | 3 | 24 |
| 10/15/2022 | Tulane | 57 | 22 | 79 | 8.0-23 | 4-13 | 1 | 1-0 | 0-0 | 0 | 5 | 0 | 4-4 | 0 | 0 | 0 | 0 | 31 |
| 10/29/2022 | at Houston | 34 | 26 | 60 | 3.0-4 | 0-0 | 2 | 1-0 | 0-0 | 4 | 2 | 0 | 3-3 | 0 | 0 | 0 | 6 | 27 |
| 11/05/2022 | at Temple | 37 | 28 | 65 | 1.0-7 | 0-0 | 0 | 0-0 | 0-0 | 1 | 0 | 0 | 4-4 | 0 | 0 | 0 | 0 | 28 |
| 11/12/2022 | SMU | 42 | 26 | 68 | 5.0-6 | 0-0 | 0 | 0-0 | 0-0 | 0 | 4 | 0 | 2-2 | 0 | 0 | 0 | 0 | 23 |
| 11/18/2022 | at Tulsa | 49 | 14 | 63 | 4.0-11 | 0-0 | 0 | 0-0 | 0-0 | 0 | 2 | 0 | 4-4 | 1 | 0 | 0 | 0 | 42 |
| **South Fla.** | | **449** | **284** | **733** | **59.0-187** | **13-63** | **10** | **7-12** | **6-49** | **13** | **24** | **0** | **35-35** | **1** | **1** | **0** | **38** | **297** |
| **Opponents** | | **418** | **290** | **708** | **54.0-175** | **13-83** | **11** | **9-18** | **8-94** | **19** | **24** | **0** | **56-57** | **0** | **0** | **1** | **79** | **448** |

| | | Punting | | | | | | | | | Field Goals | | | Kickoffs | | | | |
|---|---|---|---|---|---|---|---|---|---|---|---|---|---|---|---|---|---|---|
| Date | Opponent | no. | yds | avg | long | blkd | tb | fc | 50+ | i20 | md-att | long | blkd | no. | yds | avg | tb | ob |
| 09/03/2022 | BYU | 4 | 164 | 41.0 | 52 | 0 | 0 | 2 | 1 | 1 | 0-0 | 0 | 0 | 5 | 334 | 66.8 | 3 | 0 |
| 09/10/2022 | Howard | 3 | 125 | 41.7 | 52 | 0 | 1 | 1 | 1 | 0 | 0-1 | 0 | 0 | 7 | 455 | 65.0 | 7 | 0 |
| 09/17/2022 | at Florida | 1 | 32 | 32.0 | 32 | 0 | 0 | 0 | 0 | 1 | 2-3 | 49 | 0 | 6 | 390 | 65.0 | 6 | 0 |
| 09/24/2022 | at Louisville | 7 | 306 | 43.7 | 51 | 0 | 0 | 2 | 2 | 3 | 1-1 | 37 | 0 | 2 | 130 | 65.0 | 2 | 0 |
| 10/01/2022 | vs East Carolina | 5 | 222 | 44.4 | 54 | 0 | 0 | 3 | 1 | 0 | 0-0 | 0 | 0 | 5 | 325 | 65.0 | 5 | 0 |
| 10/08/2022 | at Cincinnati | 5 | 177 | 35.4 | 39 | 0 | 0 | 4 | 0 | 0 | 1-1 | 21 | 0 | 5 | 325 | 65.0 | 5 | 0 |
| 10/15/2022 | Tulane | 6 | 262 | 43.7 | 52 | 0 | 0 | 4 | 1 | 2 | 1-1 | 16 | 0 | 5 | 320 | 64.0 | 4 | 0 |
| 10/29/2022 | at Houston | 2 | 87 | 43.5 | 46 | 0 | 0 | 1 | 0 | 0 | 0-1 | 0 | 0 | 4 | 246 | 61.5 | 2 | 0 |
| 11/05/2022 | at Temple | 1 | 41 | 41.0 | 41 | 0 | 0 | 0 | 0 | 0 | 0-1 | 0 | 0 | 5 | 325 | 65.0 | 4 | 0 |
| 11/12/2022 | SMU | 4 | 159 | 39.8 | 46 | 0 | 0 | 0 | 0 | 2 | 1-1 | 41 | 0 | 5 | 313 | 62.6 | 4 | 0 |
| 11/18/2022 | at Tulsa | 1 | 43 | 43.0 | 43 | 0 | 0 | 0 | 0 | 1 | 2-2 | 34 | 0 | 7 | 358 | 51.1 | 2 | 0 |
| **South Fla.** | | **39** | **1618** | **41.5** | **54** | **0** | **1** | **17** | **6** | **10** | **8-12** | **49** | **0** | **56** | **3521** | **62.9** | **44** | **0** |
| **Opponents** | | **24** | **958** | **39.9** | **54** | **0** | **0** | **8** | **3** | **12** | **14-17** | **45** | **0** | **84** | **4852** | **57.8** | **31** | **3** |

## Team Defense

| | | | Tackles | | | | Sacks | Pass defense | | | Fumbles | | blkd | |
|---|---|---|---|---|---|---|---|---|---|---|---|---|---|---|
| ## | Player | gp | ua | a | tot | tfl/yds | no-yds | int-yds | brup | qbh | fr-yds | ff | kick | saf |
| 11 | Dwayne Boyles | 11 | 64 | 37 | 101 | 10-17 | 1-3 | 1-37 | 3 | 2 | . | 2 | . | . |
| 8 | DJ Gordon IV | 10 | 36 | 24 | 60 | 6.5-9 | . | . | 1 | 1 | . | 2 | . | . |
| 22 | Mekhi LaPointe | 10 | 32 | 13 | 45 | 2-7 | 1-4 | 1-12 | 1 | . | . | 1 | . | . |
| 33 | Timarcus Simpson | 11 | 35 | 9 | 44 | 1-21 | . | . | . | . | . | 2 | . | . |
| 13 | Tramel Logan | 11 | 16 | 20 | 36 | 5.5-16 | 0.5-3 | . | 2 | 1 | . | . | . | . |
| 4 | Christian Williams | 9 | 22 | 13 | 35 | 1-1 | . | . | 3 | . | . | . | . | . |
| 2 | TJ Robinson | 9 | 24 | 11 | 35 | 0.5-1 | . | . | 1 | 1 | . | . | . | . |
| 15 | Jayden Curry | 11 | 20 | 14 | 34 | . | . | 1-0 | . | 1 | 2-0 | . | . | . |
| 23 | Davon Hicks | 9 | 20 | 12 | 32 | 3.5-14 | . | . | . | 1 | . | . | . | . |
| 1 | Matthew Hill | 10 | 15 | 15 | 30 | 1-6 | . | 1-0 | . | 1 | 1-12 | 1 | . | . |
| 40 | Jason Vaughn | 11 | 22 | 8 | 30 | 8.5-34 | 5-24 | . | 2 | 1 | . | . | . | . |
| 9 | Aamaris Brown | 11 | 19 | 8 | 27 | . | . | 2-0 | 5 | . | . | . | . | . |
| 7 | Will Jones II | 11 | 14 | 10 | 24 | 1-4 | . | . | 2 | . | . | . | . | . |
| 5 | Antonio Grier | 5 | 12 | 9 | 21 | 0.5-1 | . | . | . | . | . | . | . | . |
| 16 | Eddie Kelly | 11 | 8 | 11 | 19 | 1.5-2 | . | . | 1 | 1 | 1-0 | . | . | . |
| 28 | Jatorian Hansford | 9 | 9 | 9 | 18 | 5-17 | 2.5-12 | . | . | . | 1-0 | 2 | . | . |
| 90 | Rashad Cheney Jr. | 6 | 7 | 9 | 16 | 3-5 | . | . | . | 1 | . | . | . | . |
| 6 | Rashawn Yates | 9 | 9 | 6 | 15 | . | . | . | 1 | . | 1-0 | . | . | . |
| 99 | Darrien Grant | 11 | 8 | 6 | 14 | 0.5-2 | . | . | . | . | . | . | . | . |
| 0 | Daquan Evans | 5 | 6 | 5 | 11 | . | . | . | . | . | . | . | . | . |
| 24 | Mac Harris | 9 | 5 | 6 | 11 | . | . | . | . | . | . | . | . | . |
| 19 | Jonathan Ross | 9 | 6 | 2 | 8 | 2-9 | 1-7 | . | . | 1 | . | . | . | . |
| 34 | Joshua Green | 11 | 5 | 3 | 8 | 2-4 | . | . | 1 | . | . | . | . | . |
| 21 | Jaelen Stokes | 5 | 4 | 3 | 7 | 1-5 | 1-5 | . | . | . | . | . | . | . |
| 17 | Jhalyn Shuler | 9 | 3 | 3 | 6 | 1-3 | . | . | . | . | . | . | . | . |
| 12 | Ben Knox | 11 | 5 | . | 5 | . | . | . | . | . | . | . | . | . |
| 25 | Christopher Townsel | 8 | 1 | 4 | 5 | 1-4 | . | . | . | . | . | . | . | . |
| 10 | Nick Bags | 9 | . | 5 | 5 | . | . | . | . | . | . | . | . | . |
| 53 | De'Juan Sease | 6 | 2 | 2 | 4 | . | . | . | . | . | . | . | . | . |
| 18 | Ray Thornton III | 3 | 1 | 2 | 3 | . | . | . | 1 | . | . | . | . | . |
| 29 | Brian Norris | 3 | 2 | 1 | 3 | . | . | . | . | . | . | . | . | . |
| 45 | CJ Ross | 8 | 1 | 2 | 3 | . | . | . | . | . | . | . | . | . |
| 37 | Logan Berryhill | 9 | 3 | . | 3 | . | . | . | . | . | . | . | . | . |
| 4 | Omarion Dollison | 10 | 2 | . | 2 | . | . | . | . | . | . | . | . | . |
| 3 | Kelley Joiner Jr. | 4 | 1 | . | 1 | . | . | . | . | . | . | . | . | . |
| 94 | Keeon Terrell | 1 | 1 | . | 1 | 1-5 | 1-5 | . | . | . | . | . | . | . |
| 42 | Lewai Mitchell | 2 | . | 1 | 1 | . | . | . | . | . | . | . | . | . |
| 21 | Brian Battie | 11 | 1 | . | 1 | . | . | . | . | . | 1-0 | . | . | . |
| 38 | Sean Atkins | 10 | 1 | . | 1 | . | . | . | . | . | . | . | . | . |
| 12 | Katravis Marsh | 6 | 1 | . | 1 | . | . | . | . | . | . | . | . | . |
| 14 | Dequan Stanley | 5 | 1 | . | 1 | . | . | . | . | . | . | . | . | . |

| | | | Tackles | | | | Sacks | Pass defense | | | Fumbles | | blkd | |
|---|---|---|---|---|---|---|---|---|---|---|---|---|---|---|
| ## | Player | gp | ua | a | tot | tfl/yds | no-yds | int-yds | brup | qbh | fr-yds | ff | kick | saf |
| 48 | Andrew Beardall | 11 | . | 1 | 1 | . | . | . | . | . | . | . | . | . |
| 22 | K'wan Powell | 8 | . | . | . | . | . | . | . | 1 | . | . | . | . |
| | **Totals** | **11** | **449** | **284** | **733** | **59-187** | **13-63** | **6-49** | **24** | **13** | **7-12** | **10** | **0** | **0** |
| | Opponents | 11 | 418 | 290 | 708 | 54-175 | 13-83 | 8-94 | 24 | 19 | 9-18 | 11 | 0 | 1 |

## South Fla. - Game Lows

| | | |
|---|---|---|
| **RUSHES** | 26 | BYU (09/03/2022) |
| **YARDS RUSHING** | 48 | at Louisville (09/24/2022) |
| **YARDS PER RUSH** | 1.4 | at Louisville (09/24/2022) |
| **TD RUSHES** | 0 | at Louisville (09/24/2022) |
| **PASS ATTEMPTS** | 21 | at Cincinnati (10/08/2022) |
| **PASS COMPLETIONS** | 11 | at Cincinnati (10/08/2022) |
| **YARDS PASSING** | 110 | at Louisville (09/24/2022) |
| **YARDS PER PASS** | 3.9 | at Louisville (09/24/2022) |
| **TD PASSES** | 0 | at Florida (09/17/2022) |
| | 0 | at Louisville (09/24/2022) |
| | 0 | Howard (09/10/2022) |
| | 0 | BYU (09/03/2022) |
| **TOTAL PLAYS** | 51 | Tulane (10/15/2022) |
| **TOTAL OFFENSE** | 158 | at Louisville (09/24/2022) |
| **YARDS PER PLAY** | 2.5 | at Louisville (09/24/2022) |
| **POINTS** | 3 | at Louisville (09/24/2022) |
| **SACKS BY** | 0 | at Tulsa (11/18/2022) |
| | 0 | SMU (11/12/2022) |
| | 0 | at Temple (11/05/2022) |
| | 0 | at Houston (10/29/2022) |
| **FIRST DOWNS** | 11 | at Louisville (09/24/2022) |
| **PENALTIES** | 1 | at Houston (10/29/2022) |
| **PENALTY YARDS** | 15 | at Houston (10/29/2022) |
| | 15 | at Cincinnati (10/08/2022) |
| **INTERCEPTIONS BY** | 0 | at Tulsa (11/18/2022) |
| | 0 | SMU (11/12/2022) |
| | 0 | at Temple (11/05/2022) |
| | 0 | at Houston (10/29/2022) |
| | 0 | Tulane (10/15/2022) |
| | 0 | vs East Carolina (N) (10/01/2022) |
| | 0 | at Louisville (09/24/2022) |
| **PUNTS** | 1 | at Tulsa (11/18/2022) |
| | 1 | at Temple (11/05/2022) |
| | 1 | at Florida (09/17/2022) |
| **PUNTING AVG** | 32.0 | at Florida (09/17/2022) |
| **LONG PUNT** | 32 | at Florida (09/17/2022) |
| **PUNTS INSIDE 20** | 0 | at Temple (11/05/2022) |
| | 0 | at Houston (10/29/2022) |
| | 0 | at Cincinnati (10/08/2022) |
| | 0 | vs East Carolina (N) (10/01/2022) |
| | 0 | Howard (09/10/2022) |
| **LONG PUNT RETURN** | 0 | at Tulsa (11/18/2022) |
| | 0 | SMU (11/12/2022) |
| | 0 | at Temple (11/05/2022) |
| | 0 | Tulane (10/15/2022) |
| | 0 | at Cincinnati (10/08/2022) |
| | 0 | BYU (09/03/2022) |

## Opponent - Individual Game Highs

| | | |
|---|---|---|
| **RUSHES** | 26 | Deneric Prince at Tulsa (11/18/2022) |
| **YARDS RUSHING** | 265 | Edward Saydee at Temple (11/05/2022) |
| **TD RUSHES** | 3 | Edward Saydee at Temple (11/05/2022) |
| | 3 | Malik Cunningham at Louisville (09/24/2022) |
| **LONG RUSH** | 75 | Edward Saydee at Temple (11/05/2022) |
| | 75 | Tyjae Spears vs Tulane (10/15/2022) |
| | 75 | Puka Nacua vs BYU (09/03/2022) |
| **PASS ATTEMPTS** | 41 | Holton Ahlers vs East Carolina (N) (10/01/2022) |
| **PASS COMPLETIONS** | 31 | Clayton Tune at Houston (10/29/2022) |
| | 31 | Holton Ahlers vs East Carolina (N) (10/01/2022) |
| **YARDS PASSING** | 465 | Holton Ahlers vs East Carolina (N) (10/01/2022) |
| **TD PASSES** | 6 | Holton Ahlers vs East Carolina (N) (10/01/2022) |
| **LONG PASS** | 74 | Holton Ahlers vs East Carolina (N) (10/01/2022) |
| **RECEPTIONS** | 9 | Nathaniel Dell at Houston (10/29/2022) |
| **YARDS RECEIVING** | 197 | C.J. Johnson vs East Carolina (N) (10/01/2022) |
| **TD RECEPTIONS** | 4 | C.J. Johnson vs East Carolina (N) (10/01/2022) |
| **LONG RECEPTION** | 74 | C.J. Johnson vs East Carolina (N) (10/01/2022) |
| **FIELD GOALS** | 4 | Camden Price at Temple (11/05/2022) |
| **LONG FIELD GOALS** | 45 | Collin Rogers vs SMU (11/12/2022) |
| **PUNTS** | 3 | Lachlan Wilson at Tulsa (11/18/2022) |
| | 3 | Casey Glover vs Tulane (10/15/2022) |
| | 3 | Mason Fletcher at Cincinnati (10/08/2022) |
| | 3 | Luke Larsen vs East Carolina (N) (10/01/2022) |
| | 3 | Mark Vassett at Louisville (09/24/2022) |
| | 3 | Phillip Richards vs Howard (09/10/2022) |
| **PUNTING AVG** | 45.0 | Laine Wilkins at Houston (10/29/2022) |
| **LONG PUNT** | 54 | Jeremy Crawshaw at Florida (09/17/2022) |
| **PUNTS INSIDE 20** | 3 | Mason Fletcher at Cincinnati (10/08/2022) |
| **LONG PUNT RETURN** | 60 | Malik Fleming vs East Carolina (N) (10/01/2022) |
| **LONG KICKOFF RETURN** | 29 | Jayce Rogers at Houston (10/29/2022) |
| **TACKLES** | 16 | Ty Van Fossen at Cincinnati (10/08/2022) |
| **SACKS** | 1 | Ahmaad Moses vs SMU (11/12/2022) |
| | 1 | DeVere Levelston vs SMU (11/12/2022) |
| | 1 | Brenyen Scott at Temple (11/05/2022) |
| | 1 | Chidozie Nwankwo at Houston (10/29/2022) |
| | 1 | Latrell Bankston at Houston (10/29/2022) |
| | 1 | Chad Stephens vs East Carolina (N) (10/01/2022) |
| | 1 | Quincy Riley at Louisville (09/24/2022) |
| | 1 | Yasir Abdullah at Louisville (09/24/2022) |
| | 1 | YaYa Diaby at Louisville (09/24/2022) |
| | 1 | Jacob Boren vs BYU (09/03/2022) |
| **TACKLES FOR LOSS** | 2.5 | Wilson Huber at Cincinnati (10/08/2022) |
| **INTERCEPTIONS** | 1 | Jahari Rogers vs SMU (11/12/2022) |
| | 1 | Alex Odom at Temple (11/05/2022) |
| | 1 | Chandler Jones at Louisville (09/24/2022) |
| | 1 | Josh Minkins at Louisville (09/24/2022) |
| | 1 | Tre'Vez Johnson at Florida (09/17/2022) |
| | 1 | Jalen Kimber at Florida (09/17/2022) |
| | 1 | Robert Jones III vs Howard (09/10/2022) |
| | 1 | Max Tooley vs BYU (09/03/2022) |

# 2022-23 South Fla. Football
## Opponents Game-by-Game
## All games

| | | Rushing | | | | Receiving | | | | Passing | | | | Kick Returns | | | | Punt Returns | | | | tot |
|---|---|---|---|---|---|---|---|---|---|---|---|---|---|---|---|---|---|---|---|---|---|---|
| Date | Opponent | no. | yds | td | lg | no. | yds | td | lg | cmp-att-int | yds | td | lg | no. | yds | td | lg | no. | yds | td | lg | off |
| 09/03/2022 | BYU | 37 | 312 | 3 | 75 | 25 | 261 | 2 | 22 | 25-32-1 | 261 | 2 | 22 | 1 | 19 | 0 | 19 | 1 | 7 | 0 | 7 | 573 |
| 09/10/2022 | Howard | 40 | 168 | 3 | 28 | 28 | 250 | 0 | 22 | 28-37-1 | 250 | 0 | 22 | 0 | 0 | 0 | 0 | 0 | 0 | 0 | 0 | 418 |
| 09/17/2022 | at Florida | 30 | 217 | 3 | 62 | 10 | 112 | 0 | 33 | 10-18-2 | 112 | 0 | 33 | 0 | 0 | 0 | 0 | 0 | 0 | 0 | 0 | 329 |
| 09/24/2022 | at Louisville | 46 | 283 | 4 | 40 | 19 | 259 | 1 | 30 | 19-30-0 | 259 | 1 | 30 | 0 | 0 | 0 | 0 | 3 | 0 | 0 | 0 | 542 |
| 10/01/2022 | vs East Carolina | 30 | 110 | 1 | 34 | 31 | 465 | 6 | 74 | 31-41-0 | 465 | 6 | 74 | 0 | 0 | 0 | 0 | 1 | 60 | 0 | 60 | 575 |
| 10/08/2022 | at Cincinnati | 37 | 221 | 2 | 35 | 16 | 193 | 2 | 28 | 16-23-2 | 193 | 2 | 28 | 0 | 0 | 0 | 0 | 0 | 0 | 0 | 0 | 414 |
| 10/15/2022 | Tulane | 51 | 235 | 4 | 75 | 23 | 329 | 2 | 37 | 23-36-0 | 329 | 2 | 37 | 1 | 23 | 0 | 23 | 1 | 10 | 0 | 10 | 564 |
| 10/29/2022 | at Houston | 25 | 103 | 2 | 15 | 33 | 387 | 4 | 52 | 33-39-0 | 387 | 4 | 52 | 2 | 35 | 0 | 29 | 1 | 0 | 0 | 0 | 490 |
| 11/05/2022 | at Temple | 30 | 277 | 4 | 75 | 27 | 344 | 2 | 61 | 27-36-0 | 344 | 2 | 61 | 1 | 24 | 0 | 24 | 0 | 0 | 0 | 0 | 621 |
| 11/12/2022 | SMU | 41 | 273 | 3 | 26 | 19 | 280 | 2 | 70 | 19-27-0 | 280 | 2 | 70 | 0 | 0 | 0 | 0 | 0 | 0 | 0 | 0 | 553 |
| 11/18/2022 | at Tulsa | 46 | 271 | 5 | 67 | 20 | 302 | 1 | 44 | 20-27-0 | 302 | 1 | 44 | 3 | 47 | 0 | 25 | 1 | 0 | 0 | 0 | 573 |
| **Opponents** | | **413** | **2470** | **34** | **75** | **251** | **3182** | **22** | **74** | **251-346-6** | **3182** | **22** | **74** | **8** | **148** | **0** | **29** | **8** | **77** | **0** | **60** | **5652** |
| **South Fla.** | | **398** | **2077** | **21** | **60** | **175** | **2175** | **17** | **91** | **175-306-8** | **2175** | **17** | **91** | **42** | **894** | **1** | **89** | **11** | **67** | **0** | **20** | **4252** |

### Opponents Averages

| Games | Avg/ rush | Avg/ catch | Pass effic | KR avg | PR avg | All purpose avg/game | Total offense avg/game |
|---|---|---|---|---|---|---|---|
| 11 | 6.0 | 12.7 | 167.3 | 18.5 | 9.6 | 542.8 | 513.8 |

| | | Tackles | | | | Sacks | Fumble | | Pass Defense | | | blkd | PAT attempts | | | off | | |
|---|---|---|---|---|---|---|---|---|---|---|---|---|---|---|---|---|---|---|
| Date | Opponent | ua | a | total | tfl-yds | no-yds | ff | fr-yds | int-yds | qbh | brup | kick | kick | rush | rcv | saf | t/o | pts |
| 09/03/2022 | BYU | 34 | 28 | 62 | 2.0-3 | 1-0 | 0 | 0-0 | 1-33 | 0 | 2 | 0 | 6-6 | 0 | 0 | 1 | 7 | 50 |
| 09/10/2022 | Howard | 34 | 18 | 52 | 3.0-3 | 0-0 | 0 | 0-0 | 1-2 | 1 | 2 | 0 | 2-2 | 0 | 0 | 0 | 0 | 20 |
| 09/17/2022 | at Florida | 40 | 36 | 76 | 4.0-5 | 0-0 | 1 | 1-0 | 2-39 | 5 | 2 | 0 | 4-4 | 0 | 0 | 0 | 17 | 31 |
| 09/24/2022 | at Louisville | 36 | 24 | 60 | 9.0-47 | 3-33 | 0 | 1-0 | 2-0 | 4 | 2 | 0 | 5-5 | 0 | 0 | 0 | 7 | 41 |
| 10/01/2022 | vs East Carolina | 36 | 34 | 70 | 5.0-17 | 1-3 | 2 | 1-0 | 0-0 | 2 | 3 | 0 | 6-7 | 0 | 0 | 0 | 7 | 48 |
| 10/08/2022 | at Cincinnati | 25 | 52 | 77 | 8.0-18 | 0-0 | 2 | 0-0 | 0-0 | 3 | 1 | 0 | 4-4 | 0 | 0 | 0 | 0 | 28 |
| 10/15/2022 | Tulane | 37 | 4 | 41 | 4.0-9 | 1-6 | 2 | 2-7 | 0-0 | 0 | 1 | 0 | 6-6 | 0 | 0 | 0 | 7 | 45 |
| 10/29/2022 | at Houston | 40 | 24 | 64 | 7.0-24 | 3-12 | 1 | 0-0 | 0-0 | 2 | 3 | 0 | 6-6 | 0 | 0 | 0 | 0 | 42 |
| 11/05/2022 | at Temple | 45 | 28 | 73 | 6.0-17 | 1-4 | 1 | 2-11 | 1-0 | 2 | 3 | 0 | 6-6 | 0 | 0 | 0 | 17 | 54 |
| 11/12/2022 | SMU | 45 | 18 | 63 | 5.0-23 | 2-16 | 1 | 0-0 | 1-20 | 0 | 3 | 0 | 5-5 | 0 | 0 | 0 | 3 | 41 |
| 11/18/2022 | at Tulsa | 46 | 24 | 70 | 1.0-9 | 1-9 | 1 | 2-0 | 0-0 | 0 | 2 | 0 | 6-6 | 0 | 0 | 0 | 14 | 48 |
| **Opponents** | | **418** | **290** | **708** | **54.0-175** | **13-83** | **11** | **9-18** | **8-94** | **19** | **24** | **0** | **56-57** | **0** | **0** | **1** | **79** | **448** |
| **South Fla.** | | **449** | **284** | **733** | **59.0-187** | **13-63** | **10** | **7-12** | **6-49** | **13** | **24** | **0** | **35-35** | **1** | **1** | **0** | **38** | **297** |

| | | Punting | | | | | | | | | Field Goals | | | Kickoffs | | | | |
|---|---|---|---|---|---|---|---|---|---|---|---|---|---|---|---|---|---|---|
| Date | Opponent | no. | yds | avg | long | blkd | tb | fc | 50+ | i20 | md-att | long | blkd | no. | yds | avg | tb | ob |
| 09/03/2022 | BYU | 2 | 72 | 36.0 | 37 | 0 | 0 | 0 | 0 | 2 | 2-2 | 39 | 0 | 9 | 502 | 55.8 | 0 | 0 |
| 09/10/2022 | Howard | 3 | 117 | 39.0 | 50 | 0 | 0 | 1 | 1 | 2 | 0-1 | 0 | 0 | 4 | 212 | 53.0 | 0 | 0 |
| 09/17/2022 | at Florida | 2 | 86 | 43.0 | 54 | 0 | 0 | 0 | 1 | 0 | 1-1 | 31 | 0 | 6 | 388 | 64.7 | 2 | 0 |
| 09/24/2022 | at Louisville | 3 | 133 | 44.3 | 45 | 0 | 0 | 1 | 0 | 0 | 2-2 | 29 | 0 | 8 | 506 | 63.3 | 6 | 0 |
| 10/01/2022 | vs East Carolina | 3 | 133 | 44.3 | 47 | 0 | 0 | 1 | 0 | 1 | 0-0 | 0 | 0 | 8 | 503 | 62.9 | 3 | 0 |
| 10/08/2022 | at Cincinnati | 3 | 119 | 39.7 | 43 | 0 | 0 | 2 | 0 | 3 | 0-0 | 0 | 0 | 5 | 314 | 62.8 | 2 | 1 |
| 10/15/2022 | Tulane | 3 | 108 | 36.0 | 52 | 0 | 0 | 1 | 1 | 2 | 1-2 | 20 | 0 | 8 | 479 | 59.9 | 6 | 0 |
| 10/29/2022 | at Houston | 2 | 90 | 45.0 | 48 | 0 | 0 | 0 | 0 | 0 | 0-0 | 0 | 0 | 7 | 381 | 54.4 | 3 | 0 |
| 11/05/2022 | at Temple | 0 | 0 | 0.0 | 0 | 0 | 0 | 0 | 0 | 0 | 4-4 | 35 | 0 | 11 | 660 | 60.0 | 2 | 1 |
| 11/12/2022 | SMU | 0 | 0 | 0.0 | 0 | 0 | 0 | 0 | 0 | 0 | 2-3 | 45 | 0 | 8 | 505 | 63.1 | 6 | 0 |
| 11/18/2022 | at Tulsa | 3 | 100 | 33.3 | 36 | 0 | 0 | 2 | 0 | 2 | 2-2 | 25 | 0 | 10 | 402 | 40.2 | 1 | 1 |
| **Opponents** | | **24** | **958** | **39.9** | **54** | **0** | **0** | **8** | **3** | **12** | **14-17** | **45** | **0** | **84** | **4852** | **57.8** | **31** | **3** |
| **South Fla.** | | **39** | **1618** | **41.5** | **54** | **0** | **1** | **17** | **6** | **10** | **8-12** | **49** | **0** | **56** | **3521** | **62.9** | **44** | **0** |

## South Fla. - Game Highs

| | | |
|---|---|---|
| **RUSHES** | 46 | at Florida (09/17/2022) |
| **YARDS RUSHING** | 286 | at Florida (09/17/2022) |
| **YARDS PER RUSH** | 7.6 | Howard (09/10/2022) |
| **TD RUSHES** | 6 | Howard (09/10/2022) |
| **PASS ATTEMPTS** | 34 | SMU (11/12/2022) |
| | 34 | at Houston (10/29/2022) |
| **PASS COMPLETIONS** | 24 | at Houston (10/29/2022) |
| **YARDS PASSING** | 275 | at Houston (10/29/2022) |
| **YARDS PER PASS** | 11.3 | Tulane (10/15/2022) |
| **TD PASSES** | 3 | at Tulsa (11/18/2022) |
| | 3 | at Temple (11/05/2022) |
| | 3 | Tulane (10/15/2022) |
| | 3 | vs East Carolina (N) (10/01/2022) |
| **TOTAL PLAYS** | 76 | SMU (11/12/2022) |
| **TOTAL OFFENSE** | 499 | at Tulsa (11/18/2022) |
| **YARDS PER PLAY** | 7.7 | Howard (09/10/2022) |
| **POINTS** | 42 | at Tulsa (11/18/2022) |
| | 42 | Howard (09/10/2022) |
| **SACKS BY** | 4 | Tulane (10/15/2022) |
| **FIRST DOWNS** | 25 | at Houston (10/29/2022) |
| **PENALTIES** | 9 | at Florida (09/17/2022) |
| **PENALTY YARDS** | 73 | at Florida (09/17/2022) |
| **TURNOVERS** | 3 | at Temple (11/05/2022) |
| | 3 | at Louisville (09/24/2022) |
| | 3 | at Florida (09/17/2022) |
| **PUNTS** | 7 | at Louisville (09/24/2022) |
| **PUNTING AVG** | 44.4 | vs East Carolina (N) (10/01/2022) |
| **LONG PUNT** | 54 | vs East Carolina (N) (10/01/2022) |
| **PUNTS INSIDE 20** | 3 | at Louisville (09/24/2022) |
| **LONG PUNT RETURN** | 20 | at Florida (09/17/2022) |

## Opponent - Game Lows

| | | |
|---|---|---|
| **RUSHES** | 25 | at Houston (10/29/2022) |
| **YARDS RUSHING** | 103 | at Houston (10/29/2022) |
| **YARDS PER RUSH** | 3.7 | vs East Carolina (N) (10/01/2022) |
| **TD RUSHES** | 1 | vs East Carolina (N) (10/01/2022) |
| **PASS ATTEMPTS** | 18 | at Florida (09/17/2022) |
| **PASS COMPLETIONS** | 10 | at Florida (09/17/2022) |
| **YARDS PASSING** | 112 | at Florida (09/17/2022) |
| **YARDS PER PASS** | 6.2 | at Florida (09/17/2022) |
| **TD PASSES** | 0 | at Florida (09/17/2022) |
| | 0 | Howard (09/10/2022) |
| **TOTAL PLAYS** | 48 | at Florida (09/17/2022) |
| **TOTAL OFFENSE** | 329 | at Florida (09/17/2022) |
| **YARDS PER PLAY** | 5.4 | Howard (09/10/2022) |
| **POINTS** | 20 | Howard (09/10/2022) |
| **SACKS BY** | 0 | at Florida (09/17/2022) |
| | 0 | at Cincinnati (10/08/2022) |
| | 0 | Howard (09/10/2022) |
| **FIRST DOWNS** | 17 | at Florida (09/17/2022) |
| **PENALTIES** | 2 | SMU (11/12/2022) |
| **PENALTY YARDS** | 20 | SMU (11/12/2022) |
| | 20 | Tulane (10/15/2022) |
| **INTERCEPTIONS BY** | 0 | at Tulsa (11/18/2022) |
| | 0 | at Houston (10/29/2022) |
| | 0 | Tulane (10/15/2022) |
| | 0 | at Cincinnati (10/08/2022) |
| | 0 | vs East Carolina (N) (10/01/2022) |
| **PUNTS** | 0 | SMU (11/12/2022) |
| | 0 | at Temple (11/05/2022) |
| **PUNTING AVG** | 0.0 | SMU (11/12/2022) |
| | 0.0 | at Temple (11/05/2022) |
| **LONG PUNT** | 0 | SMU (11/12/2022) |
| | 0 | at Temple (11/05/2022) |
| **PUNTS INSIDE 20** | 0 | SMU (11/12/2022) |
| | 0 | at Temple (11/05/2022) |
| | 0 | at Houston (10/29/2022) |
| | 0 | at Louisville (09/24/2022) |
| | 0 | at Florida (09/17/2022) |
| **LONG PUNT RETURN** | 0 | at Tulsa (11/18/2022) |
| | 0 | SMU (11/12/2022) |
| | 0 | at Temple (11/05/2022) |
| | 0 | at Houston (10/29/2022) |
| | 0 | at Cincinnati (10/08/2022) |
| | 0 | at Louisville (09/24/2022) |
| | 0 | at Florida (09/17/2022) |
| | 0 | Howard (09/10/2022) |

## Rushing

| Player | gp | att | gain | loss | net | avg | td | lg | avg/g |
|---|---|---|---|---|---|---|---|---|---|
| Brian Battie | 11 | 157 | 1074 | 32 | 1042 | 6.6 | 7 | 60 | 94.7 |
| Gerry Bohanon | 7 | 60 | 418 | 32 | 386 | 6.4 | 3 | 59 | 55.1 |
| Michel Dukes | 10 | 49 | 177 | 5 | 172 | 3.5 | 4 | 28 | 17.2 |
| K'wan Powell | 8 | 24 | 124 | 1 | 123 | 5.1 | 1 | 37 | 15.4 |
| Jaren Mangham | 4 | 24 | 106 | 2 | 104 | 4.3 | 3 | 23 | 26.0 |
| Jimmy Horn Jr. | 10 | 8 | 89 | 10 | 79 | 9.9 | 1 | 55 | 7.9 |
| Byrum Brown | 3 | 16 | 86 | 16 | 70 | 4.4 | 1 | 36 | 23.3 |
| Jason Albritton | 5 | 11 | 69 | 0 | 69 | 6.3 | 1 | 18 | 13.8 |
| Kelley Joiner Jr. | 4 | 10 | 34 | 0 | 34 | 3.4 | 0 | 8 | 8.5 |
| Mychael Hamilton | 4 | 9 | 24 | 1 | 23 | 2.6 | 0 | 12 | 5.8 |
| Katravis Marsh | 6 | 20 | 73 | 51 | 22 | 1.1 | 0 | 24 | 3.7 |
| Sean Atkins | 10 | 2 | 9 | 0 | 9 | 4.5 | 0 | 6 | 0.9 |
| Yasias Young | 2 | 1 | 4 | 0 | 4 | 4.0 | 0 | 4 | 2.0 |
| Xavier Weaver | 9 | 1 | 1 | 0 | 1 | 1.0 | 0 | 1 | 0.1 |
| Omarion Dollison | 10 | 1 | 0 | 5 | -5 | -5.0 | 0 | 0 | -0.5 |
| Andrew Stokes | 6 | 2 | 0 | 35 | -35 | -17.5 | 0 | 0 | -5.8 |
| Team | 11 | 3 | 0 | 21 | -21 | -7.0 | 0 | 0 | -1.9 |
| **Total** | **11** | **398** | **2288** | **211** | **2077** | **5.2** | **21** | **60** | **188.8** |
| **Opponents** | **11** | **413** | **2680** | **210** | **2470** | **6.0** | **34** | **75** | **224.5** |

## Passing

| Player | gp | effic | comp-att-int | pct | yds | td | lg | avg/g |
|---|---|---|---|---|---|---|---|---|
| Gerry Bohanon | 7 | 117.9 | 91-160-6 | 56.9 | 1070 | 6 | 91 | 152.9 |
| Katravis Marsh | 6 | 129.7 | 58-113-2 | 51.3 | 827 | 7 | 73 | 137.8 |
| Byrum Brown | 3 | 194.6 | 23-30-0 | 76.7 | 264 | 4 | 37 | 88.0 |
| Michel Dukes | 10 | 139.2 | 3-3-0 | 100.0 | 14 | 0 | 18 | 1.4 |
| **Total** | **11** | **130.0** | **175-306-8** | **57.2** | **2175** | **17** | **91** | **197.7** |
| **Opponents** | **11** | **167.3** | **251-346-6** | **72.5** | **3182** | **22** | **74** | **289.3** |

## Receiving

| Player | gp | no. | yds | avg | td | lg | avg/g |
|---|---|---|---|---|---|---|---|
| Xavier Weaver | 9 | 53 | 718 | 13.5 | 6 | 63 | 79.8 |
| Jimmy Horn Jr. | 10 | 32 | 501 | 15.7 | 3 | 91 | 50.1 |
| Sean Atkins | 10 | 18 | 236 | 13.1 | 2 | 37 | 23.6 |
| Brian Battie | 11 | 13 | 82 | 6.3 | 0 | 31 | 7.5 |
| Omarion Dollison | 10 | 10 | 156 | 15.6 | 0 | 40 | 15.6 |
| Yusuf Terry | 8 | 7 | 57 | 8.1 | 0 | 14 | 7.1 |
| Michel Dukes | 10 | 7 | 63 | 9.0 | 0 | 35 | 6.3 |
| Kelley Joiner Jr. | 4 | 6 | 28 | 4.7 | 0 | 24 | 7.0 |
| Gunnar Greenwald | 8 | 4 | 37 | 9.3 | 0 | 16 | 4.6 |
| Holden Willis | 8 | 4 | 36 | 9.0 | 1 | 19 | 4.5 |
| Khafre Brown | 9 | 4 | 61 | 15.3 | 0 | 20 | 6.8 |
| Jaren Mangham | 4 | 4 | 24 | 6.0 | 0 | 10 | 6.0 |
| Chris Carter | 10 | 3 | 9 | 3.0 | 1 | 6 | 0.9 |
| Chris Mottillo | 9 | 3 | 37 | 12.3 | 1 | 20 | 4.1 |
| Garret Reynolds | 4 | 2 | 14 | 7.0 | 0 | 7 | 3.5 |
| Ajou Ajou | 1 | 2 | 9 | 4.5 | 0 | 5 | 9.0 |
| Jayson Littlejohn | 9 | 2 | 34 | 17.0 | 2 | 17 | 3.8 |
| Dequan Stanley | 5 | 1 | 73 | 73.0 | 1 | 73 | 14.6 |
| **Total** | **11** | **175** | **2175** | **12.4** | **17** | **91** | **197.7** |
| **Opponents** | **11** | **251** | **3182** | **12.7** | **22** | **74** | **289.3** |

## Punt Returns

| Player | no. | yds | avg | td | lg |
|---|---|---|---|---|---|
| Xavier Weaver | 4 | 36 | 9.0 | 0 | 20 |
| Sean Atkins | 7 | 31 | 4.4 | 0 | 9 |
| **Total** | **11** | **67** | **6.1** | **0** | **20** |
| **Opponents** | **8** | **77** | **9.6** | **0** | **60** |

## Interceptions

| Player | no. | yds | avg | td | lg |
|---|---|---|---|---|---|
| Aamaris Brown | 2 | 0 | 0.0 | 0 | 0 |
| Matthew Hill | 1 | 0 | 0.0 | 0 | 0 |
| Mekhi LaPointe | 1 | 12 | 12.0 | 0 | 12 |
| Dwayne Boyles | 1 | 37 | 37.0 | 0 | 37 |
| Jayden Curry | 1 | 0 | 0.0 | 0 | 0 |
| **Total** | **6** | **49** | **8.2** | **0** | **37** |
| **Opponents** | **8** | **94** | **11.8** | **2** | **39** |

## Kick Returns

| Player | no. | yds | avg | td | lg |
|---|---|---|---|---|---|
| Brian Battie | 29 | 559 | 19.3 | 0 | 48 |
| Jimmy Horn Jr. | 7 | 209 | 29.9 | 1 | 89 |
| Michel Dukes | 4 | 106 | 26.5 | 0 | 34 |
| Sean Atkins | 1 | 2 | 2.0 | 0 | 2 |
| Jason Albritton | 1 | 18 | 18.0 | 0 | 18 |
| **Total** | **42** | **894** | **21.3** | **1** | **89** |
| **Opponents** | **8** | **148** | **18.5** | **0** | **29** |

## Fumble Returns

| Player | no. | yds | avg | td | lg |
|---|---|---|---|---|---|
| Matthew Hill | 1 | 12 | 12.0 | 0 | 12 |
| Jayden Curry | 2 | 0 | 0.0 | 0 | 0 |
| Rashawn Yates | 1 | 0 | 0.0 | 0 | 0 |
| Jatorian Hansford | 1 | 0 | 0.0 | 0 | 0 |
| Brian Battie | 1 | 0 | 0.0 | 0 | 0 |
| Eddie Kelly | 1 | 0 | 0.0 | 0 | 0 |
| **Total** | **7** | **12** | **1.7** | **0** | **12** |
| **Opponents** | **9** | **18** | **2.0** | **0** | **11** |

### Scoring

| | | | PAT | | | | | | |
|---|---|---|---|---|---|---|---|---|---|
| **Player** | **td** | **fg** | **kick** | **rush** | **rcv** | **pass** | **dxp** | **saf** | **pts** |
| Spencer Shrader | - | 8-12 | 35-35 | - | - | - | - | - | 59 |
| Brian Battie | 7 | - | - | 1 | - | - | - | - | 44 |
| Xavier Weaver | 6 | - | - | - | 1 | - | - | - | 38 |
| Jimmy Horn Jr. | 5 | - | - | - | - | - | - | - | 30 |
| Michel Dukes | 4 | - | - | - | - | - | - | - | 24 |
| Gerry Bohanon | 3 | - | - | - | - | - | - | - | 18 |
| Jaren Mangham | 3 | - | - | - | - | - | - | - | 18 |
| Sean Atkins | 2 | - | - | - | - | 1 | - | - | 12 |
| Jayson Littlejohn | 2 | - | - | - | - | - | - | - | 12 |
| Chris Carter | 1 | - | - | - | - | - | - | - | 6 |
| Chris Mottillo | 1 | - | - | - | - | - | - | - | 6 |
| Holden Willis | 1 | - | - | - | - | - | - | - | 6 |
| K'wan Powell | 1 | - | - | - | - | - | - | - | 6 |
| Dequan Stanley | 1 | - | - | - | - | - | - | - | 6 |
| Jason Albritton | 1 | - | - | - | - | - | - | - | 6 |
| Byrum Brown | 1 | - | - | - | - | - | - | - | 6 |
| **Total** | **39** | **8-12** | **35-35** | **1** | **1** | **1** | **0** | **0** | **297** |
| **Opponents** | **58** | **14-17** | **56-57** | **0** | **0** | **0** | **0** | **1** | **448** |

### Total Offense

| **Player** | **g** | **plays** | **rush** | **pass** | **total** | **avg/g** |
|---|---|---|---|---|---|---|
| Gerry Bohanon | 7 | 220 | 386 | 1070 | 1456 | 208.0 |
| Brian Battie | 11 | 157 | 1042 | 0 | 1042 | 94.7 |
| Katravis Marsh | 6 | 133 | 22 | 827 | 849 | 141.5 |
| Byrum Brown | 3 | 46 | 70 | 264 | 334 | 111.3 |
| Michel Dukes | 10 | 52 | 172 | 14 | 186 | 18.6 |
| K'wan Powell | 8 | 24 | 123 | 0 | 123 | 15.4 |
| Jaren Mangham | 4 | 24 | 104 | 0 | 104 | 26.0 |
| Jimmy Horn Jr. | 10 | 8 | 79 | 0 | 79 | 7.9 |
| Jason Albritton | 5 | 11 | 69 | 0 | 69 | 13.8 |
| Kelley Joiner Jr. | 4 | 10 | 34 | 0 | 34 | 8.5 |
| Mychael Hamilton | 4 | 9 | 23 | 0 | 23 | 5.8 |
| Sean Atkins | 10 | 2 | 9 | 0 | 9 | 0.9 |
| Yasias Young | 2 | 1 | 4 | 0 | 4 | 2.0 |
| Xavier Weaver | 9 | 1 | 1 | 0 | 1 | 0.1 |
| Omarion Dollison | 10 | 1 | -5 | 0 | -5 | -0.5 |
| Andrew Stokes | 6 | 2 | -35 | 0 | -35 | -5.8 |
| Team | 11 | 0 | -21 | 0 | -21 | -1.9 |
| **Total** | **11** | **704** | **2077** | **2175** | **4252** | **386.5** |
| **Opponents** | **11** | **759** | **2470** | **3182** | **5652** | **513.8** |

### Field Goals

| **Player** | **fg** | **pct.** | **01-19** | **20-29** | **30-39** | **40-49** | **50-99** | **lg** | **blk** |
|---|---|---|---|---|---|---|---|---|---|
| Spencer Shrader | 8-12 | 66.7 | 1-1 | 3-3 | 2-3 | 2-4 | 0-1 | 49 | 0 |
| **Opponents** | **14-17** | **82.4** | **0-0** | **6-6** | **7-8** | **1-1** | **0-2** | **45** | **0** |

### Punting

| **Player** | **no.** | **yds** | **avg** | **lg** | **tb** | **fc** | **i20** | **50+** | **blk** |
|---|---|---|---|---|---|---|---|---|---|
| Colin McCreary | 23 | 957 | 41.6 | 54 | 1 | 13 | 3 | 3 | 0 |
| Andrew Stokes | 16 | 661 | 41.3 | 52 | 0 | 4 | 7 | 3 | 0 |
| **Total** | **39** | **1618** | **41.5** | **54** | **1** | **17** | **10** | **6** | **0** |
| **Opponents** | **24** | **958** | **39.9** | **54** | **0** | **8** | **12** | **3** | **0** |

### FG Sequence

| **Team Name** | **South Fla.** | **Opponents** |
|---|---|---|
| Howard | 54 | 50 |
| Florida | (22),(49),49 | (31) |
| Louisville | (37) | (29),(25) |
| Cincinnati | (21) | |
| Houston | 31 | |
| Temple | 44 | (32),(34),(32),(35) |
| SMU | (41) | (22),53,(45) |
| Tulsa | (25),(34) | (23),(25) |
| Tulane | (16) | (20),31 |
| BYU | | (39),(37) |

Numbers in (parentheses) indicate field goal was made

### Kickoffs

| **Player** | **no.** | **yds** | **avg** | **tb** | **ob** | **retn** | **net** | **ydln** |
|---|---|---|---|---|---|---|---|---|
| Spencer Shrader | 56 | 3521 | 62.9 | 44 | 0 | | | |
| **Total** | **56** | **3521** | **62.9** | **44** | **0** | **10** | **40** | **25** |
| **Opponents** | **84** | **4852** | **57.8** | **31** | **3** | **44** | **37.1** | **27** |

## All Purpose

| Player | g | rush | rcv | pr | kr | ir | total | avg/g |
|---|---|---|---|---|---|---|---|---|
| Brian Battie | 11 | 1042 | 82 | 0 | 559 | 0 | 1683 | 153.0 |
| Jimmy Horn Jr. | 10 | 79 | 501 | 0 | 209 | 0 | 789 | 78.9 |
| Xavier Weaver | 9 | 1 | 718 | 36 | 0 | 0 | 755 | 83.9 |
| Gerry Bohanon | 7 | 386 | 0 | 0 | 0 | 0 | 386 | 55.1 |
| Michel Dukes | 10 | 172 | 63 | 0 | 106 | 0 | 341 | 34.1 |
| Sean Atkins | 10 | 9 | 236 | 31 | 2 | 0 | 278 | 27.8 |
| Omarion Dollison | 10 | -5 | 156 | 0 | 0 | 0 | 151 | 15.1 |
| Jaren Mangham | 4 | 104 | 24 | 0 | 0 | 0 | 128 | 32.0 |
| K'wan Powell | 8 | 123 | 0 | 0 | 0 | 0 | 123 | 15.4 |
| Jason Albritton | 5 | 69 | 0 | 0 | 18 | 0 | 87 | 17.4 |
| Dequan Stanley | 5 | 0 | 73 | 0 | 0 | 0 | 73 | 14.6 |
| Byrum Brown | 3 | 70 | 0 | 0 | 0 | 0 | 70 | 23.3 |
| Kelley Joiner Jr. | 4 | 34 | 28 | 0 | 0 | 0 | 62 | 15.5 |
| Khafre Brown | 9 | 0 | 61 | 0 | 0 | 0 | 61 | 6.8 |
| Yusuf Terry | 8 | 0 | 57 | 0 | 0 | 0 | 57 | 7.1 |
| Gunnar Greenwald | 8 | 0 | 37 | 0 | 0 | 0 | 37 | 4.6 |
| Dwayne Boyles | 11 | 0 | 0 | 0 | 0 | 37 | 37 | 3.4 |
| Chris Mottillo | 9 | 0 | 37 | 0 | 0 | 0 | 37 | 4.1 |
| Holden Willis | 8 | 0 | 36 | 0 | 0 | 0 | 36 | 4.5 |
| Jayson Littlejohn | 9 | 0 | 34 | 0 | 0 | 0 | 34 | 3.8 |
| Mychael Hamilton | 4 | 23 | 0 | 0 | 0 | 0 | 23 | 5.8 |
| Katravis Marsh | 6 | 22 | 0 | 0 | 0 | 0 | 22 | 3.7 |
| Garret Reynolds | 4 | 0 | 14 | 0 | 0 | 0 | 14 | 3.5 |
| Mekhi LaPointe | 10 | 0 | 0 | 0 | 0 | 12 | 12 | 1.2 |
| Chris Carter | 10 | 0 | 9 | 0 | 0 | 0 | 9 | 0.9 |
| Ajou Ajou | 1 | 0 | 9 | 0 | 0 | 0 | 9 | 9.0 |
| Yasias Young | 2 | 4 | 0 | 0 | 0 | 0 | 4 | 2.0 |
| Andrew Stokes | 6 | -35 | 0 | 0 | 0 | 0 | -35 | -5.8 |
| Team | 11 | -21 | 0 | 0 | 0 | 0 | -21 | -1.9 |
| **Total** | **11** | **2077** | **2175** | **67** | **894** | **49** | **5262** | **478.4** |
| **Opponents** | **11** | **2470** | **3182** | **77** | **148** | **94** | **5971** | **542.8** |

| #2 Michel Dukes | Comp | Att | Int | Pct | Yards | TD | Long | Sacked | Effic. |
|---|---|---|---|---|---|---|---|---|---|
| Temple | 3 | 3 | 0 | 100.0 | 14 | 0 | 18 | 0-0 | 139.2 |
| **Totals** | **3** | **3** | **0** | **100.0** | **14** | **0** | **18** | **0-0** | **139.2** |

| #11 Gerry Bohanon | Comp | Att | Int | Pct | Yards | TD | Long | Sacked | Effic. |
|---|---|---|---|---|---|---|---|---|---|
| BYU | 17 | 30 | 1 | 56.7 | 172 | 0 | 50 | 1-0 | 98.2 |
| Howard | 17 | 28 | 1 | 60.7 | 219 | 0 | 39 | 0-0 | 119.3 |
| Florida | 12 | 28 | 2 | 42.9 | 116 | 0 | 20 | 0-0 | 63.4 |
| Louisville | 9 | 17 | 2 | 52.9 | 62 | 0 | 18 | 2-20 | 60.0 |
| East Carolina | 18 | 28 | 0 | 64.3 | 253 | 3 | 91 | 1-3 | 175.5 |
| Cincinnati | 11 | 21 | 0 | 52.4 | 139 | 2 | 33 | 0-0 | 139.4 |
| Tulane | 7 | 8 | 0 | 87.5 | 109 | 1 | 44 | 0-0 | 243.2 |
| **Totals** | **91** | **160** | **6** | **56.9** | **1070** | **6** | **91** | **4-23** | **117.9** |

| #12 Katravis Marsh | Comp | Att | Int | Pct | Yards | TD | Long | Sacked | Effic. |
|---|---|---|---|---|---|---|---|---|---|
| Louisville | 4 | 11 | 0 | 36.4 | 48 | 0 | 21 | 1-13 | 73.0 |
| Tulane | 7 | 15 | 0 | 46.7 | 150 | 2 | 73 | 1-6 | 174.7 |
| Houston | 24 | 34 | 0 | 70.6 | 275 | 1 | 40 | 3-12 | 148.2 |
| Temple | 11 | 22 | 1 | 50.0 | 176 | 3 | 63 | 0-0 | 153.1 |
| SMU | 12 | 31 | 1 | 38.7 | 178 | 1 | 32 | 1-14 | 91.1 |
| **Totals** | **58** | **113** | **2** | **51.3** | **827** | **7** | **73** | **6-45** | **129.7** |

| #17 Byrum Brown | Comp | Att | Int | Pct | Yards | TD | Long | Sacked | Effic. |
|---|---|---|---|---|---|---|---|---|---|
| Temple | 0 | 2 | 0 | 0.0 | 0 | 0 | 0 | 1-4 | 0.0 |
| SMU | 2 | 3 | 0 | 66.7 | 24 | 1 | 17 | 1-2 | 243.9 |
| Tulsa | 21 | 25 | 0 | 84.0 | 240 | 3 | 37 | 1-9 | 204.2 |
| **Totals** | **23** | **30** | **0** | **76.7** | **264** | **4** | **37** | **3-15** | **194.6** |

### 3rd-Down Conversions

| Date | Opponent | | Score | Overall | | 1st Qtr | | 2nd Qtr | | 3rd Qtr | | 4th Qtr | | Overtime | |
|---|---|---|---|---|---|---|---|---|---|---|---|---|---|---|---|
| 09/03/2022 | BYU | L | 21-50 | 3-12 | 25.0 | 0-3 | 0.0 | 1-4 | 25.0 | 1-2 | 50.0 | 1-3 | 33.3 | 0-0 | 0.0 |
| 09/10/2022 | Howard | W | 42-20 | 2-8 | 25.0 | 0-2 | 0.0 | 0-2 | 0.0 | 2-3 | 66.7 | 0-1 | 0.0 | 0-0 | 0.0 |
| 09/17/2022 | at Florida | L | 28-31 | 8-15 | 53.3 | 3-3 | 100.0 | 2-5 | 40.0 | 1-3 | 33.3 | 2-4 | 50.0 | 0-0 | 0.0 |
| 09/24/2022 | at Louisville | L | 3-41 | 5-16 | 31.3 | 2-4 | 50.0 | 1-4 | 25.0 | 2-5 | 40.0 | 0-3 | 0.0 | 0-0 | 0.0 |
| 10/01/2022 | vs East Carolina | L | 28-48 | 5-13 | 38.5 | 0-2 | 0.0 | 0-3 | 0.0 | 2-3 | 66.7 | 3-5 | 60.0 | 0-0 | 0.0 |
| 10/08/2022 | at Cincinnati | L | 24-28 | 8-15 | 53.3 | 4-5 | 80.0 | 2-4 | 50.0 | 1-3 | 33.3 | 1-3 | 33.3 | 0-0 | 0.0 |
| 10/15/2022 | Tulane | L | 31-45 | 2-9 | 22.2 | 1-2 | 50.0 | 1-2 | 50.0 | 0-3 | 0.0 | 0-2 | 0.0 | 0-0 | 0.0 |
| 10/29/2022 | at Houston | L | 27-42 | 4-11 | 36.4 | 0-1 | 0.0 | 1-4 | 25.0 | 2-3 | 66.7 | 1-3 | 33.3 | 0-0 | 0.0 |
| 11/05/2022 | at Temple | L | 28-54 | 7-15 | 46.7 | 4-6 | 66.7 | 0-2 | 0.0 | 1-3 | 33.3 | 2-4 | 50.0 | 0-0 | 0.0 |
| 11/12/2022 | SMU | L | 23-41 | 7-18 | 38.9 | 0-3 | 0.0 | 2-4 | 50.0 | 2-6 | 33.3 | 3-5 | 60.0 | 0-0 | 0.0 |
| 11/18/2022 | at Tulsa | L | 42-48 | 4-10 | 40.0 | 2-3 | 66.7 | 0-2 | 0.0 | 1-2 | 50.0 | 1-3 | 33.3 | 0-0 | 0.0 |
| | **South Fla.** | | | **55-142** | **38.7** | **16-34** | **47.1** | **10-36** | **27.8** | **15-36** | **41.7** | **14-36** | **38.9** | **0-0** | **0.0** |
| | **Opponents** | | | **63-133** | **47.4** | **17-31** | **54.8** | **27-48** | **56.3** | **13-31** | **41.9** | **6-23** | **26.1** | **0-0** | **0.0** |

### 4th-Down Conversions

| Date | Opponent | | Score | Overall | | 1st Qtr | | 2nd Qtr | | 3rd Qtr | | 4th Qtr | | Overtime | |
|---|---|---|---|---|---|---|---|---|---|---|---|---|---|---|---|
| 09/03/2022 | BYU | L | 21-50 | 2-4 | 50.0 | 0-0 | 0.0 | 1-2 | 50.0 | 0-0 | 0.0 | 1-2 | 50.0 | 0-0 | 0.0 |
| 09/10/2022 | Howard | W | 42-20 | 1-1 | 100.0 | 0-0 | 0.0 | 1-1 | 100.0 | 0-0 | 0.0 | 0-0 | 0.0 | 0-0 | 0.0 |
| 09/17/2022 | at Florida | L | 28-31 | 2-2 | 100.0 | 0-0 | 0.0 | 1-1 | 100.0 | 1-1 | 100.0 | 0-0 | 0.0 | 0-0 | 0.0 |
| 09/24/2022 | at Louisville | L | 3-41 | 1-3 | 33.3 | 0-0 | 0.0 | 1-1 | 100.0 | 0-0 | 0.0 | 0-2 | 0.0 | 0-0 | 0.0 |
| 10/01/2022 | vs East Carolina | L | 28-48 | 2-4 | 50.0 | 0-0 | 0.0 | 0-1 | 0.0 | 1-1 | 100.0 | 1-2 | 50.0 | 0-0 | 0.0 |
| 10/08/2022 | at Cincinnati | L | 24-28 | 0-1 | 0.0 | 0-0 | 0.0 | 0-0 | 0.0 | 0-0 | 0.0 | 0-1 | 0.0 | 0-0 | 0.0 |
| 10/15/2022 | Tulane | L | 31-45 | 0-0 | 0.0 | 0-0 | 0.0 | 0-0 | 0.0 | 0-0 | 0.0 | 0-0 | 0.0 | 0-0 | 0.0 |
| 10/29/2022 | at Houston | L | 27-42 | 1-4 | 25.0 | 0-0 | 0.0 | 0-1 | 0.0 | 1-1 | 100.0 | 0-2 | 0.0 | 0-0 | 0.0 |
| 11/05/2022 | at Temple | L | 28-54 | 1-3 | 33.3 | 0-0 | 0.0 | 0-0 | 0.0 | 1-2 | 50.0 | 0-1 | 0.0 | 0-0 | 0.0 |
| 11/12/2022 | SMU | L | 23-41 | 2-4 | 50.0 | 1-2 | 50.0 | 0-0 | 0.0 | 0-1 | 0.0 | 1-1 | 100.0 | 0-0 | 0.0 |
| 11/18/2022 | at Tulsa | L | 42-48 | 0-3 | 0.0 | 0-0 | 0.0 | 0-0 | 0.0 | 0-0 | 0.0 | 0-3 | 0.0 | 0-0 | 0.0 |
| | **South Fla.** | | | **12-29** | **41.4** | **1-2** | **50.0** | **4-7** | **57.1** | **4-6** | **66.7** | **3-14** | **21.4** | **0-0** | **0.0** |
| | **Opponents** | | | **14-23** | **60.9** | **3-4** | **75.0** | **7-8** | **87.5** | **2-5** | **40.0** | **2-6** | **33.3** | **0-0** | **0.0** |

### Time of Possession

| Date | Opponent | | Score | Overall | 1st Qtr | 2nd Qtr | 3rd Qtr | 4th Qtr | Overtime |
|---|---|---|---|---|---|---|---|---|---|
| 09/03/2022 | BYU | L | 21-50 | 25:17 | 06:06 | 07:23 | 04:34 | 07:14 | 00:00 |
| 09/10/2022 | Howard | W | 42-20 | 21:04 | 05:08 | 05:54 | 05:37 | 04:25 | 00:00 |
| 09/17/2022 | at Florida | L | 28-31 | 36:19 | 09:55 | 08:39 | 05:43 | 12:02 | 00:00 |
| 09/24/2022 | at Louisville | L | 3-41 | 29:13 | 04:40 | 10:08 | 05:29 | 08:56 | 00:00 |
| 10/01/2022 | vs East Carolina | L | 28-48 | 29:14 | 04:56 | 07:38 | 06:28 | 10:12 | 00:00 |
| 10/08/2022 | at Cincinnati | L | 24-28 | 32:29 | 11:45 | 09:32 | 03:00 | 08:12 | 00:00 |
| 10/15/2022 | Tulane | L | 31-45 | 23:08 | 05:59 | 04:17 | 09:09 | 03:43 | 00:00 |
| 10/29/2022 | at Houston | L | 27-42 | 29:53 | 06:35 | 06:53 | 05:49 | 10:36 | 00:00 |
| 11/05/2022 | at Temple | L | 28-54 | 31:57 | 11:36 | 03:30 | 07:59 | 08:52 | 00:00 |
| 11/12/2022 | SMU | L | 23-41 | 32:42 | 03:07 | 10:12 | 09:34 | 09:49 | 00:00 |
| 11/18/2022 | at Tulsa | L | 42-48 | 32:37 | 09:43 | 06:45 | 05:54 | 10:15 | 00:00 |
| | **South Fla.** | | **Total** | **323:53** | **79:30** | **80:51** | **69:16** | **94:16** | **00:00** |

| Date | Opponent | | Score | Overall | 1st Qtr | 2nd Qtr | 3rd Qtr | 4th Qtr | Overtime |
|---|---|---|---|---|---|---|---|---|---|
| | | | Avg. | 29:27 | 07:14 | 07:21 | 06:18 | 08:34 | 00:00 |
| | Opponents | | Total | 336:07 | 68:06 | 101:33 | 73:37 | 92:51 | 00:00 |
| | | | Avg. | 30:33 | 06:11 | 09:14 | 06:42 | 08:26 | 00:00 |

# 2022-23 South Fla. Football
## Results and Comparison
## All games

| | Date | Opponent | | Score | Overall | Conf | Time | Attend |
|---|---|---|---|---|---|---|---|---|
| | 09/03/2022 | BYU | L | 21-50 | 0-1 | 0-0 | 3:16 | 31521 |
| | 09/10/2022 | Howard | W | 42-20 | 1-1 | 0-0 | 3:28 | 28554 |
| | 09/17/2022 | at Florida | L | 28-31 | 1-2 | 0-0 | 3:29 | 88496 |
| | 09/24/2022 | at Louisville | L | 3-41 | 1-3 | 0-0 | 3:34 | 41217 |
| * | 10/01/2022 | vs East Carolina | L | 28-48 | 1-4 | 0-1 | 3:35 | 3708 |
| * | 10/08/2022 | at Cincinnati | L | 24-28 | 1-5 | 0-2 | 3:18 | 38577 |
| * | 10/15/2022 | Tulane | L | 31-45 | 1-6 | 0-3 | 2:21 | 31053 |
| * | 10/29/2022 | at Houston | L | 27-42 | 1-7 | 0-4 | 3:10 | 24228 |
| * | 11/05/2022 | at Temple | L | 28-54 | 1-8 | 0-5 | 3:10 | 13862 |
| * | 11/12/2022 | SMU | L | 23-41 | 1-9 | 0-6 | 3:25 | 24907 |
| * | 11/18/2022 | at Tulsa | L | 42-48 | 1-10 | 0-7 | 3:52 | 13819 |

| | | First Downs | | | | Rushing | Passing | | Total Offense | Return | Turn- |
|---|---|---|---|---|---|---|---|---|---|---|---|
| Opponent | Score | Total | Rush | Pass | Pen | Number-Yards | Comp-Att.-Int | Yards | Plays-Yards | Yards | Overs |
| BYU | 21-50 | 12 / 27 | 6 / 12 | 6 / 15 | 0 / 0 | 26-121 / 37-312 | 17-30-1 / 25-32-1 | 172 / 261 | 56-293 / 69-573 | 251 / 59 | 1 / 1 |
| Howard | 42-20 | 20 / 24 | 6 / 8 | 11 / 14 | 3 / 2 | 27-205 / 40-168 | 17-28-1 / 28-37-1 | 219 / 250 | 55-424 / 77-418 | 97 / 2 | 1 / 3 |
| Florida | 28-31 | 23 / 17 | 17 / 10 | 6 / 3 | 0 / 4 | 46-286 / 30-217 | 12-28-2 / 10-18-2 | 116 / 112 | 74-402 / 48-329 | 150 / 39 | 3 / 2 |
| Louisville | 3-41 | 11 / 28 | 5 / 14 | 6 / 13 | 0 / 1 | 35-48 / 46-283 | 13-28-2 / 19-30-0 | 110 / 259 | 63-158 / 76-542 | 65 / 0 | 3 / 2 |
| East Carolina | 28-48 | 21 / 27 | 11 / 5 | 9 / 21 | 1 / 1 | 36-202 / 30-110 | 18-28-0 / 31-41-0 | 253 / 465 | 64-455 / 71-575 | 123 / 60 | 1 / 1 |
| Cincinnati | 24-28 | 19 / 22 | 10 / 12 | 8 / 9 | 1 / 1 | 43-224 / 37-221 | 11-21-0 / 16-23-2 | 139 / 193 | 64-363 / 60-414 | 24 / 0 | 0 / 2 |
| Tulane | 31-45 | 14 / 30 | 5 / 14 | 9 / 15 | 0 / 1 | 28-118 / 51-235 | 14-23-0 / 23-36-0 | 259 / 329 | 51-377 / 87-564 | 11 / 40 | 2 / 1 |
| Houston | 27-42 | 25 / 23 | 6 / 6 | 14 / 17 | 5 / 0 | 31-154 / 25-103 | 24-34-0 / 33-39-0 | 275 / 387 | 65-429 / 64-490 | 23 / 35 | 0 / 1 |
| Temple | 28-54 | 21 / 28 | 13 / 8 | 7 / 19 | 1 / 1 | 43-281 / 30-277 | 14-27-1 / 27-36-0 | 190 / 344 | 70-471 / 66-621 | 182 / 35 | 3 / 0 |
| SMU | 23-41 | 22 / 30 | 10 / 15 | 11 / 12 | 1 / 3 | 42-179 / 41-273 | 14-34-1 / 19-27-0 | 202 / 280 | 76-381 / 68-553 | 26 / 20 | 1 / 0 |
| Tulsa | 42-48 | 23 / 26 | 11 / 13 | 11 / 11 | 1 / 2 | 41-259 / 46-271 | 21-25-0 / 20-27-0 | 240 / 302 | 66-499 / 73-573 | 70 / 47 | 2 / 0 |
| **Totals** | **297-448** | **211 / 282** | **100 / 117** | **98 / 149** | **13 / 16** | **398-2077 / 413-2470** | **175-306-8 / 251-346-6** | **2175 / 3182** | **704-4252 / 759-5652** | **1022 / 337** | **17 / 13** |

## South Fla. Inside Opponent Red-Zone

| Date | Opponent | | Score | Times In RZ | Times Scored | Total Pts | TDs | Rush TDs | Pass TDs | FGs Made | Failed to score inside RZ FGA | Down | Int | Fumb | Half | Game |
|---|---|---|---|---|---|---|---|---|---|---|---|---|---|---|---|---|
| 09/03/2022 | BYU | L | 21-50 | 3 | 2 | 14 | 2 | 2 | 0 | 0 | 0 | 1 | 0 | 0 | 0 | 0 |
| 09/10/2022 | Howard | W | 42-20 | 4 | 4 | 28 | 4 | 4 | 0 | 0 | 0 | 0 | 0 | 0 | 0 | 0 |
| 09/17/2022 | at Florida | L | 28-31 | 5 | 4 | 25 | 3 | 3 | 0 | 1 | 2 | 0 | 0 | 0 | 0 | 0 |
| 09/24/2022 | at Louisville | L | 3-41 | 1 | 1 | 3 | 0 | 0 | 0 | 1 | 1 | 0 | 0 | 0 | 0 | 0 |
| 10/01/2022 | vs East Carolina | L | 28-48 | 4 | 2 | 14 | 2 | 1 | 1 | 0 | 0 | 1 | 0 | 1 | 0 | 0 |
| 10/08/2022 | at Cincinnati | L | 24-28 | 3 | 3 | 17 | 2 | 0 | 2 | 1 | 1 | 0 | 0 | 0 | 0 | 0 |
| 10/15/2022 | Tulane | L | 31-45 | 3 | 3 | 17 | 2 | 0 | 2 | 1 | 1 | 0 | 0 | 0 | 0 | 0 |
| 10/29/2022 | at Houston | L | 27-42 | 4 | 4 | 27 | 4 | 3 | 1 | 0 | 0 | 0 | 0 | 0 | 0 | 0 |
| 11/05/2022 | at Temple | L | 28-54 | 4 | 3 | 21 | 3 | 0 | 3 | 0 | 0 | 1 | 0 | 0 | 0 | 0 |
| 11/12/2022 | SMU | L | 23-41 | 4 | 3 | 16 | 2 | 1 | 1 | 1 | 1 | 0 | 1 | 0 | 0 | 0 |
| 11/18/2022 | at Tulsa | L | 42-48 | 6 | 6 | 35 | 4 | 1 | 3 | 2 | 2 | 0 | 0 | 0 | 0 | 0 |
| | **Totals 35 of 41 (85.4%)** | | | **41** | **35** | **217** | **28** | **15** | **13** | **7** | **8** | **3** | **1** | **1** | **0** | **0** |

## Opponents Inside South Fla. Red-Zone

| Date | Opponent | | Score | Times In RZ | Times Scored | Total Pts | TDs | Rush TDs | Pass TDs | FGs Made | Failed to score inside RZ FGA | Down | Int | Fumb | Half | Game |
|---|---|---|---|---|---|---|---|---|---|---|---|---|---|---|---|---|
| 09/03/2022 | BYU | L | 21-50 | 5 | 4 | 20 | 2 | 1 | 1 | 2 | 2 | 0 | 1 | 0 | 0 | 0 |
| 09/10/2022 | Howard | W | 42-20 | 3 | 2 | 13 | 2 | 2 | 0 | 0 | 0 | 0 | 0 | 1 | 0 | 0 |
| 09/17/2022 | Florida | L | 28-31 | 4 | 3 | 17 | 2 | 2 | 0 | 1 | 1 | 0 | 1 | 0 | 0 | 0 |
| 09/24/2022 | Louisville | L | 3-41 | 5 | 4 | 20 | 2 | 2 | 0 | 2 | 2 | 1 | 0 | 0 | 0 | 0 |
| 10/01/2022 | East Carolina | L | 28-48 | 5 | 4 | 27 | 4 | 1 | 3 | 0 | 0 | 0 | 0 | 0 | 0 | 1 |
| 10/08/2022 | Cincinnati | L | 24-28 | 3 | 2 | 14 | 2 | 1 | 1 | 0 | 0 | 1 | 0 | 0 | 0 | 0 |
| 10/15/2022 | Tulane | L | 31-45 | 8 | 6 | 38 | 5 | 3 | 2 | 1 | 1 | 1 | 0 | 0 | 0 | 1 |
| 10/29/2022 | Houston | L | 27-42 | 4 | 4 | 28 | 4 | 2 | 2 | 0 | 0 | 0 | 0 | 0 | 0 | 0 |
| 11/05/2022 | Temple | L | 28-54 | 6 | 6 | 26 | 2 | 1 | 1 | 4 | 4 | 0 | 0 | 0 | 0 | 0 |
| 11/12/2022 | SMU | L | 23-41 | 4 | 4 | 24 | 3 | 3 | 0 | 1 | 1 | 0 | 0 | 0 | 0 | 0 |
| 11/18/2022 | Tulsa | L | 42-48 | 9 | 7 | 41 | 5 | 5 | 0 | 2 | 2 | 1 | 0 | 0 | 0 | 1 |
| | **Totals 46 of 56 (82.1%)** | | | **56** | **46** | **268** | **33** | **23** | **10** | **13** | **13** | **4** | **2** | **1** | **0** | **3** |

## Total Tackles

| Player | S-A | Total | BYU | HOW | UF | LOU | ECU | UC | Tulane | UH | Temple | SMU | Tulsa |
|---|---|---|---|---|---|---|---|---|---|---|---|---|---|
| Dwayne Boyles | 64-37 | 101 | 6-2 | 3-1 | 2-2 | 4-3 | 4-8 | 4-7 | 12-3 | 7-3 | 6-4 | 7-2 | 9-2 |
| DJ Gordon IV | 36-24 | 60 | 3-2 | 5-2 | - | 4-5 | 5-6 | 4-2 | DNP | 6-2 | 6-3 | 2-2 | 1-0 |
| Mekhi LaPointe | 32-13 | 45 | 8-2 | 4-0 | 4-3 | 1-1 | 8-2 | - | DNP | 3-1 | 1-2 | 0-1 | 3-1 |
| Timarcus Simpson | 35-9 | 44 | 2-0 | 3-0 | 2-2 | 3-0 | 2-1 | 6-2 | 8-1 | 2-0 | 1-2 | 2-1 | 4-0 |
| Tramel Logan | 16-20 | 36 | 4-0 | 3-2 | 0-1 | 1-4 | 2-2 | 0-3 | 3-0 | 0-2 | - | 2-5 | 1-1 |
| TJ Robinson | 24-11 | 35 | 4-1 | 3-2 | 3-2 | 6-2 | - | DNP | 2-0 | 0-1 | DNP | 3-2 | 3-1 |
| Christian Williams | 22-13 | 35 | 1-0 | DNP | DNP | 2-1 | 3-2 | 2-2 | 4-2 | 3-2 | 4-2 | 1-2 | 2-0 |
| Jayden Curry | 20-14 | 34 | 3-2 | 3-2 | 0-1 | 0-1 | 1-1 | 1-4 | 1-0 | 1-0 | 2-1 | 3-1 | 5-1 |
| Davon Hicks | 20-12 | 32 | 1-0 | 2-2 | DNP | 0-1 | 1-2 | 4-2 | 6-3 | 0-1 | 1-1 | 5-0 | DNP |
| Jason Vaughn | 22-8 | 30 | 1-0 | 2-1 | 0-1 | 2-0 | 3-0 | 2-1 | 4-0 | 1-0 | 1-0 | 3-4 | 3-1 |
| Matthew Hill | 15-15 | 30 | 1-1 | DNP | 0-2 | 4-2 | 1-1 | 1-0 | 2-2 | 4-2 | 1-4 | 1-1 | - |
| Aamaris Brown | 19-8 | 27 | 2-0 | 2-1 | 1-1 | 0-1 | 1-0 | 2-2 | 3-1 | 1-1 | 2-1 | 1-0 | 4-0 |
| Will Jones II | 14-10 | 24 | 1-1 | 2-0 | - | - | 1-0 | 0-1 | 1-1 | 2-4 | 3-2 | 3-1 | 1-0 |
| Antonio Grier | 12-9 | 21 | 1-2 | - | 5-5 | 6-2 | DNP | DNP | DNP | DNP | DNP | DNP | - |
| Eddie Kelly | 8-11 | 19 | 1-0 | 0-1 | 0-2 | 3-1 | 0-1 | 0-1 | 1-2 | 3-1 | 0-2 | - | - |
| Jatorian Hansford | 9-9 | 18 | 2-0 | 3-0 | 1-1 | 1-3 | 1-0 | 1-2 | 0-2 | 0-1 | DNP | DNP | - |
| Rashad Cheney Jr. | 7-9 | 16 | 2-1 | 2-4 | - | 0-2 | 2-1 | 1-1 | DNP | DNP | DNP | DNP | DNP |
| Rashawn Yates | 9-6 | 15 | - | 1-0 | 0-1 | 1-0 | DNP | DNP | 2-2 | - | 3-2 | 0-1 | 2-0 |
| Darrien Grant | 8-6 | 14 | 0-1 | 1-1 | 0-1 | - | - | 0-1 | 0-1 | - | 1-0 | 3-0 | 3-1 |
| Daquan Evans | 6-5 | 11 | 2-2 | DNP | DNP | DNP | DNP | DNP | 1-1 | 1-1 | 2-1 | - | DNP |
| Mac Harris | 5-6 | 11 | - | 0-1 | - | - | - | 1-1 | 1-1 | 0-2 | DNP | DNP | 3-1 |
| Jonathan Ross | 6-2 | 8 | - | 1-0 | - | - | - | 0-1 | DNP | DNP | 2-0 | 2-1 | 1-0 |
| Joshua Green | 5-3 | 8 | 0-1 | 1-1 | - | 1-0 | - | - | - | - | - | 2-1 | 1-0 |
| Jaelen Stokes | 4-3 | 7 | - | 3-2 | DNP | DNP | 0-1 | - | 1-0 | DNP | DNP | DNP | DNP |
| Jhalyn Shuler | 3-3 | 6 | - | 1-2 | - | 1-1 | 1-0 | - | - | DNP | DNP | - | - |
| Ben Knox | 5-0 | 5 | - | - | 1-0 | - | 3-0 | - | - | - | - | - | 1-0 |
| Christopher Townsel | 1-4 | 5 | DNP | - | DNP | DNP | - | - | - | - | - | - | 1-4 |
| Nick Bags | 0-5 | 5 | - | 0-2 | - | 0-1 | DNP | 0-1 | - | 0-1 | - | - | DNP |
| De'Juan Sease | 2-2 | 4 | - | - | DNP | 1-1 | - | - | DNP | DNP | DNP | 1-1 | DNP |
| Logan Berryhill | 3-0 | 3 | - | - | - | 2-0 | - | DNP | - | - | - | DNP | 1-0 |
| Brian Norris | 2-1 | 3 | - | 2-1 | - | DNP | DNP | DNP | DNP | DNP | DNP | DNP | DNP |
| CJ Ross | 1-2 | 3 | - | DNP | DNP | DNP | - | - | 1-0 | - | 0-1 | - | 0-1 |
| Ray Thornton III | 1-2 | 3 | DNP | - | 1-1 | 0-1 | DNP | DNP | DNP | DNP | DNP | DNP | DNP |
| Omarion Dollison | 2-0 | 2 | 1-0 | - | - | - | DNP | - | 1-0 | - | - | - | - |
| Brian Battie | 1-0 | 1 | - | - | - | - | - | - | 1-0 | - | - | - | - |
| Dequan Stanley | 1-0 | 1 | DNP | DNP | DNP | DNP | DNP | - | 1-0 | - | - | - | DNP |
| Sean Atkins | 1-0 | 1 | - | - | - | 1-0 | - | - | - | DNP | - | - | - |
| Katravis Marsh | 1-0 | 1 | DNP | - | DNP | - | DNP | DNP | - | - | 1-0 | - | DNP |
| Kelley Joiner Jr. | 1-0 | 1 | DNP | DNP | DNP | DNP | DNP | DNP | - | - | - | 1-0 | DNP |
| Keeon Terrell | 1-0 | 1 | DNP | 1-0 | DNP | DNP | DNP | DNP | DNP | DNP | DNP | DNP | DNP |
| Lewai Mitchell | 0-1 | 1 | DNP | DNP | DNP | 0-1 | DNP | DNP | DNP | DNP | DNP | DNP | - |
| Andrew Beardall | 0-1 | 1 | - | - | - | - | - | - | - | 0-1 | - | - | - |

# 2022-23 South Fla. Football
# Team Game-by-Game Comparison
# All games

| | | First Downs | | | | Rushing | Passing | | Total Offense | Return | Turn- |
|---|---|---|---|---|---|---|---|---|---|---|---|
| Opponent | Score | Total | Rush | Pass | Pen | Number-Yards | Comp-Att.-Int | Yards | Plays-Yards | Yards | Overs |
| BYU | 21-50 | 12 / 27 | 6 / 12 | 6 / 15 | 0 / 0 | 26-121 / 37-312 | 17-30-1 / 25-32-1 | 172 / 261 | 56-293 / 69-573 | 251 / 59 | 1 / 1 |
| Howard | 42-20 | 20 / 24 | 6 / 8 | 11 / 14 | 3 / 2 | 27-205 / 40-168 | 17-28-1 / 28-37-1 | 219 / 250 | 55-424 / 77-418 | 97 / 2 | 1 / 3 |
| Florida | 28-31 | 23 / 17 | 17 / 10 | 6 / 3 | 0 / 4 | 46-286 / 30-217 | 12-28-2 / 10-18-2 | 116 / 112 | 74-402 / 48-329 | 150 / 39 | 3 / 2 |
| Louisville | 3-41 | 11 / 28 | 5 / 14 | 6 / 13 | 0 / 1 | 35-48 / 46-283 | 13-28-2 / 19-30-0 | 110 / 259 | 63-158 / 76-542 | 65 / 0 | 3 / 2 |
| East Carolina | 28-48 | 21 / 27 | 11 / 5 | 9 / 21 | 1 / 1 | 36-202 / 30-110 | 18-28-0 / 31-41-0 | 253 / 465 | 64-455 / 71-575 | 123 / 60 | 1 / 1 |
| Cincinnati | 24-28 | 19 / 22 | 10 / 12 | 8 / 9 | 1 / 1 | 43-224 / 37-221 | 11-21-0 / 16-23-2 | 139 / 193 | 64-363 / 60-414 | 24 / 0 | 0 / 2 |
| Tulane | 31-45 | 14 / 30 | 5 / 14 | 9 / 15 | 0 / 1 | 28-118 / 51-235 | 14-23-0 / 23-36-0 | 259 / 329 | 51-377 / 87-564 | 11 / 40 | 2 / 1 |
| Houston | 27-42 | 25 / 23 | 6 / 6 | 14 / 17 | 5 / 0 | 31-154 / 25-103 | 24-34-0 / 33-39-0 | 275 / 387 | 65-429 / 64-490 | 23 / 35 | 0 / 1 |
| Temple | 28-54 | 21 / 28 | 13 / 8 | 7 / 19 | 1 / 1 | 43-281 / 30-277 | 14-27-1 / 27-36-0 | 190 / 344 | 70-471 / 66-621 | 182 / 35 | 3 / 0 |
| SMU | 23-41 | 22 / 30 | 10 / 15 | 11 / 12 | 1 / 3 | 42-179 / 41-273 | 14-34-1 / 19-27-0 | 202 / 280 | 76-381 / 68-553 | 26 / 20 | 1 / 0 |
| Tulsa | 42-48 | 23 / 26 | 11 / 13 | 11 / 11 | 1 / 2 | 41-259 / 46-271 | 21-25-0 / 20-27-0 | 240 / 302 | 66-499 / 73-573 | 70 / 47 | 2 / 0 |
| **Totals** | **297-448** | **211 / 282** | **100 / 117** | **98 / 149** | **13 / 16** | **398-2077 / 413-2470** | **175-306-8 / 251-346-6** | **2175 / 3182** | **704-4252 / 759-5652** | **1022 / 337** | **17 / 13** |

| Opponents | 3rd Down Conversion | 4th Down Conversion | Time of Possession | TOP Margin | Avg Yds/Rush | Avg Yds/Pass | Avg Yds/Play | Punting Number-Avg | Penalties Number-Yards | Sacks |
|---|---|---|---|---|---|---|---|---|---|---|
| BYU | 3-12 / 7-13 | 2-4 / 2-2 | 25:17 / 34:43 | -09:26 | 4.7 / 8.4 | 5.7 / 8.2 | 5.2 / 8.3 | 4-41.0 / 2-36.0 | 3-25.0 / 4-35.0 | 1 / 1 |
| Howard | 2-8 / 9-17 | 1-1 / 0-2 | 21:04 / 38:56 | -17:52 | 7.6 / 4.2 | 7.8 / 6.8 | 7.7 / 5.4 | 3-41.7 / 3-39.0 | 3-40.0 / 5-43.0 | 3 / 0 |
| Florida | 8-15 / 3-8 | 2-2 / 0-0 | 36:19 / 23:41 | 12:38 | 6.2 / 7.2 | 4.1 / 6.2 | 5.4 / 6.9 | 1-32.0 / 2-43.0 | 9-73.0 / 6-48.0 | 1 / 0 |
| Louisville | 5-16 / 4-13 | 1-3 / 3-4 | 29:13 / 30:47 | -01:34 | 1.4 / 6.2 | 3.9 / 8.6 | 2.5 / 7.1 | 7-43.7 / 3-44.3 | 6-25.0 / 5-59.0 | 1 / 3 |
| East Carolina | 5-13 / 6-13 | 2-4 / 3-3 | 29:14 / 30:46 | -01:32 | 5.6 / 3.7 | 9.0 / 11.3 | 7.1 / 8.1 | 5-44.4 / 3-44.3 | 6-40.0 / 3-24.0 | 1 / 1 |
| Cincinnati | 8-15 / 2-7 | 0-1 / 1-2 | 32:29 / 27:31 | 04:58 | 5.2 / 6.0 | 6.6 / 8.4 | 5.7 / 6.9 | 5-35.4 / 3-39.7 | 2-15.0 / 4-35.0 | 2 / 0 |
| Tulane | 2-9 / 7-17 | 0-0 / 3-4 | 23:08 / 36:52 | -13:44 | 4.2 / 4.6 | 11.3 / 9.1 | 7.4 / 6.5 | 6-43.7 / 3-36.0 | 6-60.0 / 4-20.0 | 4 / 1 |
| Houston | 4-11 / 7-11 | 1-4 / 0-1 | 29:53 / 30:07 | -00:14 | 5.0 / 4.1 | 8.1 / 9.9 | 6.6 / 7.7 | 2-43.5 / 2-45.0 | 1-15.0 / 10-95.0 | 0 / 3 |
| Temple | 7-15 / 6-11 | 1-3 / 1-1 | 31:57 / 28:03 | 03:54 | 6.5 / 9.2 | 7.0 / 9.6 | 6.7 / 9.4 | 1-41.0 / 0-0.0 | 3-18.0 / 8-47.0 | 0 / 1 |
| SMU | 7-18 / 5-11 | 2-4 / 1-3 | 32:42 / 27:18 | 05:24 | 4.3 / 6.7 | 5.9 / 10.4 | 5.0 / 8.1 | 4-39.8 / 0-0.0 | 7-60.0 / 2-20.0 | 0 / 2 |
| Tulsa | 4-10 / 7-12 | 0-3 / 0-1 | 32:37 / 27:23 | 05:14 | 6.3 / 5.9 | 9.6 / 11.2 | 7.6 / 7.8 | 1-43.0 / 3-33.3 | 7-62.0 / 9-80.0 | 0 / 1 |
| **Totals** | **55-142 / 63-133** | **12-29 / 14-23** | **323:53 / 336:07** | **-12:14** | **5.2 / 6.0** | **7.1 / 9.2** | **6.0 / 7.4** | **39-41.5 / 24-39.9** | **53-433.0 / 60-506.0** | **13 / 13** |

Note: Game totals are displayed in the format TEAM/OPPONENT for each category

# collegepressbox

SINCE 2005

EVERYTHING BUT THE PREGAME MEAL

# 131 Teams
# 10 Conferences
# 42 Bowls
# 25 Awards

**collegepressbox** is the official media website for Division I football

Access and download game notes, quotes, statistics, media guides, headshots, logos and more for all FBS schools, conferences, postseason games, awards and the College Football Playoff

**For access, please register for an account at:**
**collegepressbox.com/register**

collegepressbox collegepressboxvideo