



@USFFOOTBALL

AUG. 28, 2023

SOUTH FLORIDA FOOTBALL

50,000 STUDENTS • TAMPA, FLA • 13TH LARGEST MEDIA MARKET

27TH SEASON • 15 WINNING SEASONS • 10 BOWL GAMES/6 VICTORIES • 30 NFL DRAFT PICKS • 15 ALL-AMERICANS • NO. 2 RANKING IN 2007

2023 USF GAME NOTES

GAME 1 • AT WESTERN KENTUCKY

USF DRIVE STARTERS

- ✓ 6th Head Coach in program history, Alex Golesh takes on first game as a head coach.
- ✓ USF looks to snap two-game losing skid in season opening games. Golesh looks to become fifth USF head coach to win in their debut.
- ✓ Golesh one of 11 first time head coaches in FBS.
- ✓ Bulls take the field with 56 new players, 38 of those scholarship players; 39 Div. 1 transfers total on roster.
- ✓ Bulls playing 8th road season-opener (2-5).
- ✓ USF Board of Trustees approves \$340 million for 35,000-seat on-campus stadium slated for 2026.
- ✓ DC Todd Orlando takes over a defense that welcomes nine new players in opening depth chart.
- ✓ Golesh brings nation's leading offense in yards and points per game in 2022 from Tennessee to USF.
- ✓ Bulls make first trip to Bowling Green since 2009.

RETURNING STAT LEADERS (2022)

RUSHING: Gerry Bohanon: 60 carries, 386 yards, 3 TD
PASSING: Gerry Bohanon: 1,070 yds, 6 TD/6 INT, (56.9%)
RECEIVING: Sean Atkins: 19 catches, 238 yards, 3 TD
SCORING: Michel Dukes: 30 points, 5 rushing TD
TACKLES: DJ Gordon (LB): 67
TFL: Jason Vaughn (DE): 8.5
SACKS: Jason Vaughn (DE): 5
INTERCEPTIONS: Amaris Brown (CB): 2
CAPTAINS: TBA



USF RADIO NETWORK

FLAGSHIP: 102.5 FM & 102.5-HD2
TUNEIN RADIO - BULLS UNLIMITED

Jim Louk, play-by-play Sam Barrington, analyst
 Joey Johnston, sideline

PREGAME SHOW (2 HRS PRIOR TO KICK)

Jim Lighthall & Darek Sharp

BULLSEYE: USF COACHES SHOW

Thursdays: Bulls Unlimited (audio), Youtube, Facebook

FIND US ON SOCIAL MEDIA

Twitter: @USFFOOTBALL, @CoachGolesh

Instagram: USFFOOTBALL

Facebook: facebook.com/SouthFloridaFootball

#ComeToTheBay | #StayInTheBay

USF ATHLETIC COMMUNICATIONS

4202 E. Fowler Ave., ATH 100, Tampa, FL 33620

OFFICE: 813-974-2125 WEB: GoUSFBulls.com

Brian Siegrist, Associate AD for Communications

O: (813) 974-4086 | C: (813)-293-3897 | siegrist@usf.edu

Micah Banks, Asst. Director of Communications

C: 571-439-2006 | MicahBanks@usf.edu

USF (0-0; 0-0 American) at Western Kentucky (0-0; 0-0 C-USA)

Saturday, Sept. 2 • 3:30 P.M. • L.T. Smith Stadium (22,113) • Bowling Green, Ky.

SURFACE: Field Turf

TV: CBSSN: Alex Del Bario (PXP) &

Malik Zaire (Analyst)

AUDIO: 102.5 FM & HD 2/TuneIn - Bulls Unlimited

SERIES: USF leads 4-3; **STREAK:** WKU, 1

IN TAMPA: USF leads, 2-1 **NEUTRAL:** WKU 1-0

IN BOWLING GREEN: USF leads, 2-1, W 35-13 last '09

LAST TIME: WKU won, 45-35, 2015 Miami Beach Bowl

VS C-USA TEAMS: 13-11

SEASON OPENERS: 19-7, lost last 2, L, 50-21 to BYU in Tampa last year, Road: 2-5, last at NC State (2021)



USF Bulls

RANKINGS (CFP/AP/COACHES/ESPN FPI): -1/-199

ACTING HEAD COACH: Alex Golesh (Ohio State '06)

RECORD AT USF: 0-0

CAREER RECORD: Same



WKU Hilltoppers

RANKINGS (CFP/AP/COACHES/ESPN FPI): -1/-179

HEAD COACH: Tyson Helton (Houston, '99)

RECORD AT WKU: 32-21 (5th)

CAREER RECORD: same

@USFFOOTBALL

@COACHGOLESH

@USFATHLETICS

#COMETOTHEBAY

#STAYINTHEBAY

2023 SCHEDULE

DATE	OPPONENT	ESPN PRESEASON FPI	KICK (ET)/RESULT	TV	NOTABLE
Sat., Sept. 2	at Western Kentucky	79	3:30 PM	CBSSN	
					<i>USF leads, 4-3; last 2015 Miami Beach Bowl, WKU Won; WKU went 9-5 last year, won New Orleans Bowl</i>
Sat., Sept. 9	FLORIDA A&M	NA	7:00 PM	ESPN+	
					<i>USF leads, 4-0; last USF won, 38-17, in 2021; FAMU went 9-2, winning last 9 and Florida Classic last year</i>
Sat., Sept. 16	#4 ALABAMA	2	3:30 PM	ABC	
					<i>Alabama leads, 1-0; last 2003, Alabama won 40-17; Alabama went 11-2 last year and won the Sugar Bowl</i>
Sat., Sept. 23	RICE* (Cancer Awareness)	104	TBD	TBD	
					<i>First ever meeting; Owls went 5-8 (3-5 C-USA) last year, lost Lending Tree Bowl</i>
Sat., Sept. 30	at Navy*	105	3:30 PM	CBS Sports Network	
					<i>Navy leads, 2-1; last Navy won, 35-3, in 2019 in Annapolis; Midshipmen went 4-8 (3-4 AAC) last year</i>
Sat., Oct. 7	at UAB*	87	TBD	TBD	
					<i>Series tied, 1-1; Last USF won, 45-20, in Birmingham '04; Blazers 7-6 in 2022, won Bahamas Bowl</i>
Sat., Oct. 14	FAU* (Homecoming)	83	TBD	TBD	
					<i>USF leads, 3-1; Last FAU won, 28-10, in Tampa in 2013; Owls went 5-7 (4-4 C-USA) last year</i>
Sat., Oct. 21	at UConn	118	TBD	TBD	
					<i>USF leads, 12-5, won 8 straight; Last USF won, 48-22, in '19; Huskies 6-7 in 2022, lost Myrtle Beach Bowl</i>
Sat., Nov. 4	at Memphis*	61	TBD	TBD	
					<i>Memphis leads, 7-4; Last Memphis won, 34-33, in '20; Tigers went 7-6 last year, won First Responder Bowl</i>
Sat., Nov. 11	TEMPLE* (Salute To Service)	107	TBD	TBD	
					<i>Temple leads, 6-2; Last Temple won, 54-28, in 2022 in Philly; Owls went 3-9 (1-7 AAC) last year</i>
Fri., Nov. 17	at UTSA*	55	9:00 PM	ESPN2	
					<i>First meeting; first-ever USF game in San Antonio; UTSA went 11-3 last year, won C-USA Championship</i>
Sat., Nov. 25	CHARLOTTE* (Fan Appreciation)	109	TBD	TBD	
					<i>First ever meeting; 49ers went 3-9 (2-6 C-USA) last year</i>

* American Athletic Conference game

All games heard on 102.5 FM and digitally on Bulls Unlimited on TuneIn Radio

BULLS OPEN FIRST SEASON UNDER ALEX GOLESH ON THE ROAD

USF will look to snap a two-game losing streak in season openers when it opens the first season under first-time head coach Alex Golesh on the road at WKU. It will mark just the eighth road season opener for the program (2-5) and first since USF opened the 2021 season at NC State (L, 45-0). Named the sixth head coach in program history on Dec. 4, 2022, the 39-year-old Golesh will look to become the fifth USF head coach to win their debut and the third straight.

■ **ROAD OPENERS:** USF's two wins in road season openers came at #16 Notre Dame (2011) and at San Jose State (2017) in Charlie Strong's USF debut, the only other road debut for a USF head coach. The Bulls' losses include at NC State (2021), Penn State (2005), Alabama (2003), Northern Illinois (2001) and San Diego State (1999).

■ **OLD FOES:** USF and WKU faced each other every year from 1997-2000, splitting 2-2, during USF's first four seasons as a program when both were FCS programs. WKU won an FCS national title in 2002. USF's third head coach, Willie Taggart, was a standout QB at WKU and took the USF job in 2013 after leading the Hilltoppers for three seasons.

■ **TENNESSEE OC TIES:** Both USF head coach Alex Golesh and WKU head coach Tyson Helton served as offensive coordinators at Tennessee immediately prior to taking their current position. Golesh worked under Josh Heupel for two seasons and led the Vols offense to nation leading marks in yards (538) and point per game (47.33) while UT went 11-2 in 2022. Helton served under Jeremy Pruitt for the 2018 season as UT went 5-7. He took the WKU head post in 2019.

■ **NEW LOOK BULLS:** USF will hit the field with 56 new players, 38 of those scholarship players. Among the positions Alex Golesh and his staff brought in the most new scholarship players are on the offensive line (8), wide receiver (7), defensive tackle (5) and secondary (5). The Bulls have 24 of those players appearing in the depth chart for Week 1, including 13 on offense, nine on defense and two specialists.

USF QUICK FACTS

ACTING HEAD COACH: Alex Golesh

Years Coached: _____ 1st at USF

Alma Mater: _____ Ohio State, '06

Career Record: _____ 0-0

Record at USF: _____ 0-0

American Conf. Record: _____ 0-0

Career Bowl Record: _____ NA

USF COACHING STAFF (game location)

Matt Merritt (**Field**) Assoc. HC/RBs/Run Game

Todd Orlando (**Field**) Defensive Coord./Inside LBs

Joel Gordon (**Press Box**) Offensive Coordinator/QBs

Chad Creamer (**Field**) Special Teams Coord./Outside LBs

James Rowe (**Field**) Safeties/Def. Pass Game Coord.

Matt Birkett (**Press Box**) Cornerbacks

Tyler Hudanick (**Field**) Offensive Line

Kevin Patrick (**Field**) Defensive Line

Clay Patterson (**Press Box**) Tight Ends

L'Damian Washington (**Field**) Wide Receivers

George Courides (**Field**) Strength & Conditioning

Analysts/QC: Wisley Desire, Brett Kean, Tyson Kee,

Tyler Majewski, Jared Perry, Jack Taylor,

Graduate Asst.: Parker Carmichael, Jeremiah Criddell,

Cam Edwards, Kyre Hawkins, Eric Kinsey,

Mirko Jirkovic, Richie Mize, Jaylan Thomas,

IN THE PRESS BOX

OFFENSE: Joel Gordon, Clay Patterson

DEFENSE: Matt Birkett

UNIVERSITY QUICK FACTS

Location: Tampa, Fla. **Enrollment:** 49,766

Nickname: Bulls **Colors:** Green & Gold

Conference: American Athletic

President: Rhea Law

Vice President for Athletics: Michael Kelly

Football Office Phone: 813-974-7170

TEAM OVERVIEW

2022 Overall Record: 1-11

2022 American Athletic Record: 0-8

Last Bowl Game: 2018 Gasparilla (Lost)

Starters Returning/Lost: 13/15

Offense: 4/8

(includes starter who missed most of 2022)

Defense: 8/5 (6+ starts in 2022)

Special Teams: 1/2

Lettermen Returning/Lost: 40/34

Offense: 17/19

Defense: 21/12

Special Teams: 2/3

FOOTBALL HISTORY

First Year: 1997

First Year in FBS: 2000

Record (years): 161-148 (27th season)

FBS Record (years): 141-135 (23rd season)

Bowl Appearances/Record: 10 (6-4)

Last Bowl Appearance: 2018 Gasparilla Bowl (L)

First Team All-Americans: 7

First Team All-Conference: 32

STADIUM INFORMATION

Name: Raymond James Stadium

Capacity: 65,000 **Surface:** Tifway Bermuda 419

Record At Ray Jay: 96-58 (.630)

THE PROGRAM

In its 27th season and 24th at the FBS level, USF Football has made 10 bowl appearances, including a string of four straight (2015-18) and every season between 2005-10 (6 straight). USF has won six bowl games and produced 15 All-America selections, 30 NFL Draft picks and reached the No. 2 ranking in the Associated Press Poll in 2007.

LAST TIME OUT

SPRING GAME SEES RECORD SOLD-OUT ATTENDANCE

In their first public showing under head coach Alex Golesh, USF saw a sell-out for the annual spring game held at on-campus Corbett Stadium (the home of USF soccer). A capacity crowd estimated at 4,000 filled the stadium.

■ The gates to Corbett Stadium had to be closed midway through the first quarter as the seating areas, grass berms and walkways surrounding USF's on-campus soccer stadium filled beyond capacity, with many fans diverted to watch the game on the large scoreboard next door at the USF baseball stadium. USF welcomed the return of more than 70 former players – including current NFL players Marquez Valdes-Scantling, Mitchell Wilcox, D'Ernest Johnson and Marlon Mack – many of whom took part in a highly entertaining halftime flag football game.

■ Sophomore quarterback Byron Brown went 14-of-22 for 121 yards and a touchdown passing, while redshirt freshman Bryce Archie went 8-of-13 for 41 yards.

■ Junior running back Kelley Joiner, who moved to slot to assist an injury plagued receiver corps, led all receivers with seven receptions for 65 yards and a touchdown, which came on a toss from Brown. Florida transfer Nay'Quan Wright ran for a touchdown and sophomore K'Wan Powell ran for 61 yards on nine carries.

STORY LINES

■ **Returning in 2023:** USF returns three primary starters on offense from the 2022 season, four including senior offensive tackle Donovan Jennings (Tampa) who started four games in 2023 before a season-ending injury. The Bulls return nine primary starters on defense from 2022, led by safety Matthew Hill who brings 17 career starts into his senior campaign. USF returns 22 players with starting experience, including quarterbacks Gerry Bohanon Jr. (7 starts in 2022 before a season-ending injury) and Byrum Brown (started the last two games of 2022).

■ **Transfer Destination:** USF has 39 players on the roster that previously played at another NCAA Division I program, 31 that played at a current Autonomy 5 programs. Among those, the Bulls have three players from Minnesota and two each from Baylor, Florida, Florida State, Kansas State, Maryland, Oklahoma and Texas.

■ **Quarterback Competition:** Alex Golesh declared the depth chart wide open, including contenders for the starting job at quarterback. The top contenders are incumbent Gerry Bohanon - a Baylor transfer who started 12 games for BU in 2021 and helped the Bears to a 12-2 record, Big 12 championship and Sugar Bowl victory against Ole Miss. Redshirt freshman Byrum Brown was very impressive in starting the final two games of 2022. Redshirt freshman Bryce Archie joined the Bulls in the spring after transferring from Coastal Carolina and highly-touted California freshman Izzy Carter joins the team this fall after the MVP of the Under Armor Next All-America Camp decommitted from Arizona State.

■ **\$366 Million In New Football Facilities:** The Bulls have spent more on football facilities in the last two years than in the previous 25. With the approval of \$340 million for an on-campus stadium slated for 2026, the total investment in football facilities has reached \$366 million in the last two years, including a \$22 million Indoor Performance Facility, \$3 million locker room and office renovation and nearly \$1 million in new equipment and enhancements to the weight room.

■ **Bulls Open Indoor Facility:** On Sept. 8, 2021 USF officially broke ground on a \$22 million Indoor Performance Facility on the site of the Bulls current turf practice field. The facility, which followed on the heels of a \$3 million locker room renovation that opened prior to the start of the 2021 season, was completed in late fall of 2022 and the Bulls began practicing in it on Jan. 9.

■ **On-Campus Stadium Coming:** On Sept. 8, 2021, USF Board of Trustees Chair Will Weatherford told a gathered audience of nearly 300, "Bulls Nation deserves to have a stadium on this campus. I'm here to tell you we're going to do it." Stadium planning has moved forward quickly with a site identified on the east end of campus in the current Athletics District and on the site of first Bulls' teams practiced fields. In September, the design/build team of Barton Malow and Populous was selected for the project and the university Board of Trustees approved \$340 million for construction of a 35,000-seat facility targeted for completion for the start of the 2026 season.

■ **Golesh Takes Charge:** Named the program's sixth head coach in December, Alex Golesh is the third first-time head coach in program history. The 2022 Broyles Award finalist is the son of Russian immigrants that brought he and his brother to Brooklyn, N.Y. in 1991 as pre-teens where they lived above a bodega before eventually moving to Columbus, Ohio. He was born in Moscow, but his parents, Vladimir and Bella, left Russia for America in 1991 as conservative hard-line communists were in the midst of staging an unsuccessful coup to try to overthrow then Soviet Union president Mikhail Gorbachev.

"My parents left everything and sacrificed everything because they wanted to give me and my older brother a better life," Golesh said. "They worked really, really hard to give us the life we now have."

■ **Charge Up The Offense:** In the last three years as a playcaller, including his year at UCF, Alex Golesh's offense is averaging a nation's-best 3.06 plays per minute and 1.53 points per minute, which ranks third in FBS during that span. Each of his years as an offensive coordinator have seen Golesh's offenses finish in the FBS top 10 in scoring and total offense.

■ **Close But No Cigar:** USF played four Top 25 ranked programs in 2022 and nearly pulled off the upset vs. three – falling by a touchdown or less and in the final minutes in all three. After a 50-21 season-opening loss to No. 25 BYU, USF fell 31-28 at No. 18 Florida, 28-24 at No. 24 Cincinnati and 46-39 vs. No. 25 UCF. At Florida, USF drove to the Florida 19 with 44 seconds to play and had a chance to win the game before a fumble on a shotgun snap on 2nd and 6 forced a 49-yard, game-tying field goal attempt that missed after a bad snap and hold with 22 seconds to play. At Cincinnati, USF trailed 28-24 before driving to the UC 25 and falling on a 4th and 1 attempt with 5:12 remaining. Against UCF, the Bulls led 39-28 when UCF took possession with 2:49 to play and drove 82 yards for the game winning touchdown with 20 seconds to play.

■ **2022 Injury Woes:** USF battled numerous injuries to 26 starters & members of the two-deep in 2022, including losing seven starters with season-ending injuries during the year. Among the 2022 starters lost were returners at quarterback Gerry Bohanon (shoulder, 5 games), defensive tackle Rashad Cheney (ankle, 6 games), left tackle Donovan Jennings (ankle, 8 games) and tight end Gunnar Greenwald (shoulder, 3 games). Returning running back Kelley Joiner (foot) missed six games, cornerback Daquan Evens (groin) seven games, wide receiver Khafre Brown four games, safety Matthew Hill two games, defensive end Jonathan Ross two games among the extended injuries for 2023 returners.



DID YOU KNOW?

- ✓ **HC Alex Golesh** is the fourth USF head coach (of 6) to take the reins in their 30's joining Jim Leavitt (39, all-time winningest USF coach), Willy Taggart (37, 3 bowls and two 10 win seasons in 5 years) and Jeff Scott (39).
- ✓ **D-Line Coach Kevin Patrick** is on his third stint with USF and was on head coach Jim Leavitt's first-ever USF staff. In fact, he led the team out of the tunnel in the program's first-ever game in 1997 in old Tampa Stadium. Patrick was a 1993 AP First-team All-American and Big East Defensive Player of the Year at Miami, part two Hurricanes national championships and a roommate of Dwayne "The Rock" Johnson. They remain friends.
- ✓ **Safeties Coach James Rowe** was a left-handed pitcher on Bulls baseball teams from 2005-07. A meeting with then USF defensive coordinator Wally Burnham helped reignite his interest in football and he went on to coach five seasons in the NFL (most recently with the Chicago Bears) before returning to USF.
- ✓ **Offensive Line Coach Tyler Hudanick** is 26 years old, three years younger than Bulls punter Andrew Stokes who is 29. Hudanick, who played at UCF, actually played in the same game with Bulls senior tackle Donovan Jennings in the War on I-4 (USF vs. UCF) battle in 2018.
- ✓ **QB Gerry Bohanon** Academics shaped the life of Bohanon. His principal at Earle (Arkansas) High School was his mother, Juanita. He often did homework on the bus rides to road games. He finished his undergraduate degree in 2 1/2 years at Baylor University.
- ✓ **LB DJ Gordon** is a native of Plant City, 40 minutes east of campus, where his family has lived for generations and he enjoyed the country life riding horses (quarter-horses and a Mustang Appaloosa), hunting, fishing and enjoying occasional meals of possum, squirrel and raccoon. He also hunted and ate gators. His name is James Edward Gordon IV, but he got the nickname "DJ" because his father was known as "Dank" and he is "Dank Jr." or "DJ."
- ✓ **WR Khafre Brown** Brown was named for the Egyptian king Khafre, who built the second largest pyramid of Giza during his 66-year reign, concluding somewhere around 2570 B.C. Brown's mother was intrigued after seeing a picture of Khafre's statue in a book. Brown does paintings for a hobby. He specializes in sunsets, usually in a beach or skyline setting. He picked up the hobby from his mother, who is an artist.
- ✓ **P Andrew Stokes** is 29 years old and the Bulls second straight punter to come out of Prokick in Australia. He had never played in a football game when he arrived at USF. Stokes spent seven years playing Australian rules football with the Railways in the Great Northern Football League, then Fremantle of the West Australia Football League.
- ✓ **DL Doug Blue-Eli**, a TCU transfer, and Wagner transfer **WR Nalem Simmons** were freshmen at the same NJ high school. Simmons arrived at USF in January and told Blue-Eli about Alex Golesh and the university. Blue-Eli transferred in May and they are together again.
- ✓ **USF Football** is one of five football programs in the American Athletic Conference founded after 1991: Charlotte – 2013; UTSA - 2011; FAU – 2001; USF - 1997; UAB - 1991

PRESEASON AII-AAC: Athlon sports named five Bulls to its preseason AII-AAC teams.

- Offensive tackle **Donovan Jennings** earned second-team offense recognition for the second-straight year as he returns from an injury that ended his 2022 campaign after four games. The sixth-year senior earned Athlon All-Conference honors in 2021 and has blocked for two 1,000-yard rushers while starting 35 games on his career to date.
- Linebacker **DJ Gordon** was named to the third-team defense after starting nine games in 2022 and finishing second on the team with 67 tackles and third with 6.5 tackles for loss. He had a season-best 11 tackles and a tackle for loss vs. ECU last season.
- Florida transfer running back **Nay'Quan Wright** was named to the fourth-team offense. He comes to USF after earning his degree at Florida and running for 753 yards and five touchdowns while catching 35 passes for 415 yards and a touchdown for the Gators.
- Returning defensive end **Jason Vaughn** and defensive back **Amaris Brown** earned fourth-team defense recognition. Vaughn is coming off a break-out year in which he led the team with 8.5 tackles for loss and five sacks while posting 35 tackles (second among defensive linemen). Brown made a big impact in his first season with the Bulls in 2022, earning AII-AAC fourth-team honors from Phil Steele after starting 11 games and leading the team with two interceptions and five pass break-ups while posting 27 tackles.

BULLS RETURNERS

OFFENSE:

- Quarterbacks **Gerry Bohanon Jr. and Byrum Brown**. Senior Bohanon started the first seven games in 2022 before a shoulder injury ended his season. He completed 57 percent for 1,070 yards and six TD and six INT while running for 386 yards (second on the team) and three TDs. Sophomore Brown started the final two games, passing for 240 yards and three TDs while running for 76 and a TD at Tulsa and running for 109 yards and a TD vs. UCF.
- Junior running back **Kelley Joiner Jr.** played in four games due to injury in 2022. In 2021, he ran for 480 yards (6.2 ypc), including 126 yards and a TD vs. Temple and 103 yards at ECU. He has three 100-yard games on his career while running for 1,256 yards. Senior **Michel Dukas** ran for 188 yards and five TD and caught eight passes for 72 yards in 2022.
- Stalwart offensive line starter **Donovan Jennings** (LT, 35 career starts) returns for a sixth season after missing eight games with injury in 2022. **Derrell Bailey** (RT, 5 starts) and **Mike Lofton** (G/T, 3 starts) also made starts in 2022.
- Wide receiver **Sean Atkins** made nine catches for 119 yards and a touchdown at Tulsa and was third on the team with 19 catches for 238 yards and three TD in 2022.

DEFENSE:

- Linebacker **DJ Gordon** (9 starts, 67 tck, 6.5 TFL) is the Bulls' leading returning tackler, while **Jhalyn Shuler** (6 tck) and **CJ Ross** (9 tck) saw action in 10 games.
- Cornerback **Amaris Brown** (4th Team AII-AAC, 11 starts, 27 tck, 2 INT) played the majority of snaps at one corner in 2022. **Daquan Evans** (11 starts, 59 tck in 2021) missed much of 2022 with injury.
- Safeties **Matthew Hill** (7 starts, 30 tck, 1 INT), **Will Jones** (7 starts, 32 tck), **Timarcus Simpson** (8 starts, 44 tck) and **Jayden Curry** (6 starts, 40 tck) played the bulk of snaps at the safety positions in 2022.
- Defensive ends **Tramel Logan** (9 starts, 37 tck, 5.5 TFL) and **Jason Vaughn** (7 starts, 35 tck, 8.5 TFL, 5 sacks), and defensive tackle **Rashad Cheney** (7 starts, 16 tck, 3 TFL), who missed five games with injury, lead defensive line returners.

SPECIAL TEAMS:

- Junior punter **Andrew Stokes** split punting duties in 2022, averaging 41.3 ypp on 16 punts.

AMERICAN CONFERENCE

STANDINGS

School	CONF	OVERALL	STREAK
Charlotte	0 0 .000	0 0 .000	
East Carolina	0 0 .000	0 0 .000	
Florida Atlantic	0 0 .000	0 0 .000	
Memphis	0 0 .000	0 0 .000	
Navy	0 0 .000	0 0 .000	
North Texas	0 0 .000	0 0 .000	
Rice	0 0 .000	0 0 .000	
SMU	0 0 .000	0 0 .000	
South Florida	0 0 .000	0 0 .000	
Temple	0 0 .000	0 0 .000	
Tulane	0 0 .000	0 0 .000	
Tulsa	0 0 .000	0 0 .000	
UAB	0 0 .000	0 0 .000	

2023 AAC PRESEASON POLL:

Defending AAC champion Tulane was picked first with 20 first place votes in the preseason poll. The Green Wave was followed by UTSA (9 votes), SMU (3 votes) and Memphis (1 vote). The Bulls were picked 13th among 14 teams, ahead of Charlotte.

AAC ADDS 6 NEW MEMBERS IN 2023:

UAB, Charlotte, FAU, North Texas, Rice & UTSA officially joined the AAC on July 1, 2023.

FIRST YEAR HEAD COACHES: Alex Golesh begins his first season at USF in 2023 and his first-ever as a head coach. He is among seven first-year head coaches at their respective programs in The American in 2023, including Trent Dilfer (UAB), Tom Herman (FAU), Eric Morris (North Texas), Brian Newberry (Navy), Biff Poggi (Charlotte) and Kevin Wilson (Tulsa). USF will face four of those coaches in 2023: Dilfer, Herman, Newberry and Poggi.

FIRST-YEAR COLLEGIATE HEAD COACHES IN 2023 (11)

Coach	School	Conference
Kenny Dillingham	Arizona State	Pac-12
Biff Poggi	Charlotte	AAC
Tim Beck	Coastal Carolina	Sun Belt
Kenni Burns	Kent State	Mid-American
Zach Arnett *	Mississippi State	SEC
Brian Newberry	Navy	AAC
David Braun	Northwestern B	ig Ten
Ryan Walters	Purdue	Big Ten
Trent Dilfer	UAB	AAC
Alex Golesh	USF	AAC
Lance Taylor	Western Michigan	Mid-American

* named head coach prior to the 2022 bowl game

+ Georgia Tech's Brent Key is not included in the list

GOLESH TAKES THE REINS

First-year Head Coach Alex Golesh (39) was named the 2022 247Sports Offensive Coordinator of the Year after leading the Tennessee offense to nation's leading marks in scoring (46.1 ppg) and total offense (525.5 ypg). Tennessee wide receiver Jalin Hyatt won the Biletnikoff Award catching 67 passes for 1,267 yards and 15 touchdowns, while quarterback Hendon Hooker (3,135 yards and 27 TD passing; 430 yards and 5 TD rushing) was named the SEC Offensive Player of the Year and was a strong Heisman candidate before a late season injury ended his campaign. Golesh helped Tennessee go 11-2 and win the Orange Bowl. He previously helped lead turnarounds at four programs serving as a tight ends coach/recruiting coordinator or offensive coordinator at Toledo, Illinois, Iowa State and Tennessee.

■ He is the third first-time head coach in program history following Jim Leavitt (1996-2009), who came to USF from being co-defensive coordinator/linebackers coach at Kansas State, and Jeff Scott (2020-22), who came to USF after being co-offensive coordinator/wide receivers coach at Clemson. Leavitt is the winningest coach in program history, posting a 95-57 record, a 3-2 mark in bowl games and leading USF to a No. 2 AP ranking in 2007.

26 SEASONS OF USF FOOTBALL

USF celebrated its 25th season of football in 2021 after the program hit the field in 1997 after an initial season of only practices and scrimmages in 1996. The University was founded in 1956 but didn't field a football team for another 41 years. The Bulls debuted as a Division I-AA (Football Championship Subdivision) program on Sept. 6, 1997 with an 80-3 victory against NCAA Division II Kentucky Wesleyan at the old Tampa Stadium.

■ When USF football debuted, the university's enrollment was 36,649 (it's now nearly 50,000).

■ USF's overall operating budget has advanced from \$500-million to \$1.857-billion during the 25-year football era, while USF's economic impact on the Tampa Bay region has gone from \$1.1-billion to \$4.4-billion.

USF FOOTBALL

Year Started	1997
Seasons Played	26
Head Coaches	6

BULLS FASTEST TO REACH TOP 10

■ In 2007, USF became the fastest program in the modern AP Poll Era to go from inception to a Top 10 national ranking as the Bulls were ranked No. 6 in the Week 5 AP Poll in just the program's 11th season. The Bulls would climb all the way to the No. 2 ranking two weeks later in Week 7 to become the fastest to reach a Top 5 ranking.

■ The Bulls have reached a Top 25 ranking in seven seasons, including three straight (2016-18), and been ranked a total of 48 weeks, including 12 in the top 15.

FASTEST TO 150 WINS IN FLORIDA

With a victory over ECU in 2018, USF became the fastest Florida FBS program to reach 150 wins.

STATE OF FLORIDA FBS PROGRAMS

School	Game Reached
150th Win/Games	
USF	4th game of 2018150/255 (.588)
Florida.....	1st game of 1937150/258 (.581)
Miami.....	5th game of 1955150/267 (.562)
Florida St.	10th game of 1975150/292 (.513)
UCF	9th game of 2005150/294 (.510)
FAU & FIU	had not reached 150 wins

BEATING NATIONAL CHAMPIONSHIP PROGRAMS

USF has defeated 12 programs with an NCAA-recognized FBS national championship, including wins against Army, Auburn, BYU, Clemson, Florida State, Georgia Tech, Illinois, Miami, Notre Dame, Pittsburgh, Syracuse and TCU.

MOST WINS IN A SEASON

Record	Period	Win %
11-2	2016	84.6%
10-2	2017	83.3%

MOST WINS & BEST RECORD OVER 4 SEASONS

Record	Period	Win %	Bowls
36-15	2015-18	70.5%	4
34-18	2006-09	65.0%	4

CHALLENGING SCHEDULE

■ USF opens the 2023 season on Sept. 2 at Western Kentucky, one of seven bowl teams from the 2022 season on the schedule and a preseason favorite to win Conference USA after going 9-5 last year and winning the New Orleans Bowl. The Hilltoppers had 15 players named to Athlon Sports 2023 preseason All-CUSA team.

■ USF will face five of those bowl teams in road games.

■ USF will face three teams that won more than nine games in 2022, including perennial national championship contender Alabama (11-2, Sugar Bowl victory), which comes to Raymond James Stadium on Sept. 16.

■ Other 2022 bowl teams on the schedule include Rice and road dates at UAB, UConn (non-conference), Memphis and UTSA, which went 11-2 last season and joins The American this year after winning back-to-back titles in C-USA.

■ The Bulls round out the non-conference slate facing Florida A&M (Sept. 9). USF opens conference play with a home contest vs. Rice (Sept. 23), one of six new conference members.

■ The Bulls will face five of the new AAC teams, including home dates vs. FAU (Oct. 14) and Charlotte (Nov. 25).

■ USF will be playing three teams it has never played before, including Charlotte, Rice and UTSA, while USF's trip to San Antonio will be the program's lone first-time destination on the year. It will also be USF's lone midweek game, set for a 9 p.m. (ET) kick on Friday, Nov. 17.

BAMA IN TAMPA

USF will play the first of a three-game series with Alabama on Sept. 16 in Raymond James Stadium. The game has been set for a 3:30 p.m. kickoff and an ABC national television broadcast. The Crimson Tide went 11-2 and won the Sugar Bowl in 2022. It will mark the second meeting between the programs, with Alabama posting a 40-17 victory in Birmingham, Ala. in 2003, and will pit 71-year-old, seven-time national championship winning coach Nick Saban, in his 28th season as a college head coach, against 39-year-old, first-year head coach Alex Golesh. They are separated by 32 years in age, 280 collegiate victories and \$9 million in annual salary (\$11.7M to \$2.5M).

■ The teams will play the remaining two games in the series in Tuscaloosa, Ala. in 2024 and 2026.

14-TEAM AAC

The 2023 campaign will mark The American's first with 14 teams, as the league welcomes UAB, Charlotte, Florida Atlantic, North Texas, Rice and UTSA to its ranks. They will join continuing members East Carolina, Memphis, Navy, SMU, Temple, Tulane, Tulsa and USF to comprise a conference that will continue to compete for perennial New Year's Six bowls and College Football Playoff appearances. The conference will have at least 20 games on either ABC, ESPN, ESPN2 or ESPNU. The American continued to make history in 2022 as Tulane capped a 12-2 season with a Goodyear Cotton Bowl Classic victory against USC and a final national ranking of No. 9. It marked the seventh time in nine seasons of the College Football Playoff era that The American was represented in the New Year's Six, the fourth win by an American team in the league's 10-year history and the sixth top-10 finish by an American Athletic Conference team. Seven teams from The American were selected for bowl games, while league teams went 4-3 in postseason play.

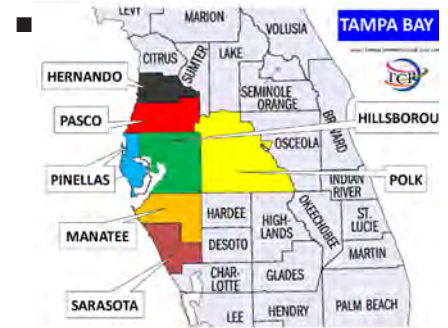


GRADUATES

USF enters 2023 with 14 graduates on the roster. **They are:** Sean Atkins (WR), Logan Berryhill (WR), Gerry Bohanon (QB), Michael Brown-Stephens (WR), Braxton Clark (CB), Daquan Evans (CB), Matthew Hill (S), Donovan Jennings (T), Brian Norris (LB), Jonathan Ross (DE), De'Juan Sease (DT), Timarcus Simpson (S), Jason Vaughn (DE) and Nay' Quan Wright (RB).

#COMETOTHEBAY #STAYINTHEBAY FOCUSED ON CULTIVATING HOMEGROWN TALENT

USF has focused recruiting on the state of Florida and particularly the Bay area and its seven surrounding counties.



Within a 100-mile radius of Tampa there are 121 high schools. There are close to 100 Division I players recruited nationally from the area annually.

■ The Bulls build on the benefit of players being able to have their family involved in the program, see them play regularly, go home regularly and play for their city as well as the benefit of building their brand in a thriving metropolitan economic area of over 4 million people and numerous large businesses and professional opportunities.

■ The 2023 Bulls' roster features 27 players from the Bay area, including 11 on the depth chart to start the 2023 season.

■ 68 of the players on USF's roster hail from the state of Florida. That represents 58 percent of the roster with Georgia (12), Texas (8), California (4) and New Jersey (4) being the next closest states in producing current Bulls.

■ Among the Bay area standouts on the Bulls' 2023 roster are: left tackle Donovan Jennings, guards Mike Lofton, Andrew Kilfoyl and Zach Perkins, tight end Weston Wolff, cornerback Aamaris Brown, safeties Will Jones and Timarcus Simpson, linebacker DJ Gordon and defensive end Lloyd Summerall.



USF HELMET & JERSEY LOGO

BOHANON IS BACK

Senior quarterback Gerry Bohanon started seven games in his first season for the Bulls before having his season curtailed by a shoulder injury suffered in Game 7 vs. Tulane. He passed for 1,070 yards and six touchdowns and ran for 386 yards and three touchdowns in 2022, including 100-yard-rushing games at No. 18 Florida and No. 24 Cincinnati. The former All-Big 12 honorable mention honoree led Baylor to a 12-2 record and Sugar Bowl victory in 2021 before transferring to USF. The former Elite 11 quarterback and four-star recruit passed for 11,362 yards and 142 touchdowns in high school while running for 5,925 and 70 touchdowns.

NOTING THE OPPONENT: WESTERN KENTUCKY

Located in Bowling Green, Ky., WKU is coming off a 9-5 (6-2 CUSA) season in head coach Tyson Helton's fourth season in 2022. The Hilltopper program started in 1913 and is in its 105th season, playing at FCS level, and winning an FCS national title in 2002, before moving up to FBS in 2009. The Hilltoppers have recorded 605 wins entering 2023.

■ WKU features quarterback Austin Reed and wide receiver Malachi Corley who are the top returners in the country in passing and receiving yards from 2022. Reed led all college football with 4,746 passing yards and Corley, a preseason All-American, finished fourth in the nation with 1,293 receiving yards and 11 TDs on 101 receptions.

■ WKU suffered close losses at Indiana (33-30, OT), vs. Troy (34-27), at eventual C-USA champion UTSA (31-28) in 2022. The Hilltoppers faced six teams that joined The American in 2023, falling to UTSA and North Texas (40-13) and downing UAB (20-17), Charlotte (59-7), Rice (45-10) and FAU (32-31, OT).

■ WKU downed South Alabama (44-23) in the New Orleans Bowl as QB Austin Reed passed for 497 yards and four touchdowns and ran for 25 yards and Malachi Corley caught 11 passes for 114 yards and two touchdowns, one of three receivers to post over 100 yards and a touchdown in the game.

■ In 2022, WKU ranked 7th in the nation posting 497.3 yards per game, 14th in scoring (36.4 ppg) and second in passing offense (352.2 ypg). Their defense ranked 72nd giving up 383.7 yards per game and 43rd allowing 23.4 ppg. They also ranked 17th in turnover margin at +0.71.

SERIES HISTORY Western Kentucky (4-3)

H: 2-1 A: 2-1 N: 0-1Ranks
Sept. 27, 1997..... L.....	3-31 A..... -/3
Oct. 17, 1998..... L.....	24-31 H..... 12/19
Sept. 18, 1999..... W.....	21-6 A..... 21/-
Nov. 4, 2000..... W.....	30-24 H..... -/6
Sept. 12, 2009..... W.....	35-13 A.....
Sept. 26, 2010..... W.....	24-14 H.....
Dec. 21, 2015..... L.....	35-45 N..... -/25

CIRCLE SEPT. 16 FOR TOP 5 CLASHES

Both teams have a big date on their schedule in their third game of the season on Sept. 16.

■ USF welcomes AP preseason No. 4 Alabama to Raymond James Stadium on Sept. 16.

■ WKU travels to AP preseason No. 3 Ohio State to take on the Buckeyes in Columbus, Ohio on Sept. 16.

FAMILIARITY

USF defensive coordinator Todd Orlando, defensive line coach Kevin Patrick and linebacker Jamie Pettway all faced WKU last year when they were at FAU. WKU won a 32-31 OT thriller. Pettway had 11 tackles.

LAST TIME VS WKU: Miami Beach Bowl, Dec. 21, 2015 • Miami, Fla. • WKU won, 45-35

In USF's first bowl appearance in five seasons, the teams clashed in the Miami Beach Bowl at Marlins Park. The Bulls led by head coach Willie Taggart, a former WKU quarterback and most recently the programs head coach, saw quarterback Quinton Flowers strike first with a 62-yard touchdown drive capped by a Flowers run and led 14-0 when Rodney Adams ran for a 34-yard touchdown in the second quarter. It was 14-10 USF at the half, when WKU came out firing with a 28-point third quarter to seize control of the game. USF outscored WKU 14-7 in the fourth quarter but came up short in a 45-35 loss. WKU running back Anthony Wales ran for 105 yards and two touchdowns and quarterback Brandon Doughty passed for 461 yards and three touchdowns, with a pair of 100-yard receivers. For USF, Marlon Mack ran for 108 yards and Flowers for 108 and two touchdowns while passing for 273 yards and a touchdown. Auggie Sanchez led the Bulls with 11 tackles. WKU posted 612 yards or offense to top the Bulls 597 - with the teams passing for 461 and 307, respectively.

BOX SCORE: WKU 45, USF 35 • MIAMI BEACH BOWL • 2015

Team Statistics	WKU	USF
First Downs	27	28
Rushes-Yards	33-151	45-290
Passing Yards	461	307
Comp-Att-Int	32-46-2	15-34-0
Total Yards	612	597
Punts-Avg.	6-42.2	7-39.6
Punt Returns	2-37	3-2
Kickoff Returns	6-102	6-105
Interception Returns	0-0	2-36
Penalties-Yards	9-66	9-67
Fumbles-Lost	0-0	1-0
Sacks By	0-0	2-17
3rd Down	4-15	1-14
4th Down	2-3	3-4
Time of Possession	31:28	28:32

WKU				
Rushing	Att	Yds	TD	Lg
Anthony Wales	14	105	2	42
D'Andre Ferby	13	46	0	8
Nacarius Fant	19	1	9	
Antwane Grant	16	0	6	
Brandon Doughty	4-15	0	2	

USF				
Rushing	Att	Yds	TD	Lg
Marlon Mack	17	108	0	25
Quinton Flowers	16	108	2	17
Rodney Adams	545	1	34	
D'Ernest Johnson	217	0	11	
Darius Tice	512	0	3	

Passing	Att	Cmp	Yds	TD	Int/Lg
Brandon Doughty	32	44	461	3	2 69
Nacarius Fant	10	0	0	0	0
TEAM 1	00	0	0	0	0

Passing	Att	Cmp	Yds	TD	Int/Lg
Quinton Flowers	14	32	273	1	0 53
D'Ernest Johnson	11	34	1	0	34
TEAM 1	00	0	0	0	0

Receiving	No	Yds	TD	Lg
Taywan Taylor	7104	0	53	
Antwane Grant	781	0	22	
Jared Dangerfield	692	1	28	
Nicholas Norris	5120	2	69	
Anthony Wales	549	0	14	
Nacarius Fant	112	0	12	
Devin Scott	13	0	3	

Receiving	No	Yds	TD	Lg
Rodney Adams	6130	1	53	
Tyre McCants	388	1	41	
Elkanah Dillon	248	0	26	
Ryshene Bronson	230	0	22	
A.J. Legree	211	0	12	

Defensive Leaders
Total Tackles: 11, Auggie Sanchez; **Sacks:** 1 -Eric Lee & Johnny Ward; **Tackles for Loss:** 2.0, Khalid McGee; **Interceptions:** 1 - Eric Lee & Nigel Harris

DOLPHINS QB WHITE STARTED FOR BOTH USF & WKU

Current Miami Dolphins quarterback Mike White started 14 games for USF in 2013 and 2014, but transferred to WKU in 2015 when then head coach Willie Taggart shifted to a spread offense led by Quinton Flowers. White went on to standout seasons for WKU in 2016 and 2017. He returned to Tampa this summer and worked out with fellow pros in the USF Indoor Performance Facility.

SITUATIONAL RECORDS

	2023
vs. Top-25 opponents (AP/Coaches)	0-0
vs. Top-10 opponents (AP/Coaches)	0-0
USF scores first	0-0
Opponent scores first	0-0
USF leads after 1st quarter	0-0
Opponent leads after 1st quarter	0-0
USF leads at half	0-0
Tied at half	0-0
Opponent leads at half	0-0
USF leads after 3rd quarter	0-0
Opponent leads after 3rd quarter	0-0
Tied after 3rd	0-0

USF OFFENSE

SCORING: 17 points or less	0-0
SCORING: 20 or more points	0-0
SCORING: 30 or more points	0-0
SCORING: 40 or more points	0-0
TOTAL OFFENSE: 400 or more yards	0-0
TOTAL OFFENSE: 500 or more yards	0-0
TOTAL OFFENSE: 300 yards or less	0-0
RUSHING: 200 or more yards	0-0
RUSHING: 300 or more yards	0-0
RUSHING ATT: 40 or more	0-0
PASSING: 200 or more yards	0-0
PASSING: 300 or more yards	0-0
PASSING ATT: 30 or more	0-0
1st DOWNS: at least 20	0-0
3rd DOWNS: convert 40% or more	0-0
TURNOVERS: two or less	0-0

USF DEFENSE

SCORING: allow 15 points or less	0-0
SCORING: allow 20 points or less	0-0
SCORING: allow 21 points or more	0-0
TOTAL OFFENSE: 300 yards or less	0-0
RUSHING: allow 150 yards or less	0-0
RUSHING: allow 100 yards or less	0-0
PASSING: allow 150 yards or less	0-0
PASSING: allow 100 yards or less	0-0
1st DOWNS: allow 15 or less	0-0
3rd DOWNS: convert 33% or less	0-0
TURNOVERS: two or more	0-0

TEAM COMPARISON

RUSHING YARDS: USF has more	0-0
PASSING YARDS: USF has more	0-0
TOTAL YARDS: USF has more	0-0
TURNOVERS: USF has fewer	0-0
TIME OF POSSESSION: advantage	0-0
1ST DOWNS: USF has more	0-0
PENALTIES: USF has fewer	0-0
SPECIAL TEAMS SCORE: USF scores TD	0-0

USF INDIVIDUALS

RUSHING: 100-yard rusher	0-0
PASSING: 200-yard passer	0-0
RECEIVING: 100-yard receiver	0-0
RUSH/PASS: 100-yard rusher/200-yard passer	0-0

USF LARGEST CROWDS

1. 99,235	at Penn State	Sept. 3, 2005	L, 23-13
2. 90,612	at Florida	Sept. 12, 2010	L, 38-14
3. 88,496	at Florida	Sept. 17, 2022	L, 28-31
4. 83,524	at Florida State	Sept. 26, 2009	W, 17-7
5. 82,617	at Auburn	Sept. 8, 2007	W, 26-23 OT
6. 80,795	at Notre Dame	Sept. 3, 2011	W, 23-20
7. 78,900	at South Carolina	Sept. 18, 2004	L, 34-3
8. 78,111	at Wisconsin	Sept. 27, 2014	L, 27-10
9. 76,780	at Alabama	Aug. 30, 2003	L, 40-17
10. 74,432	at Oklahoma	Sept. 28, 2002	L, 31-14
11. 72,811	at Florida State	Sept. 12, 2015	L, 14-34
12. 70,401	at Michigan St.	Sept. 7, 2013	L, 21-6
13. 69,383	vs. Florida State	Sept. 29, 2012	L, 30-17
14. 67,012	vs. West Virginia	Sept. 28, 2007	W, 21-13
15. 66,469	vs. Miami	Nov. 28, 2009	L, 31-10

BOLD = HOME

OFFENSE NOTABLES

QB • #11 GERRY BOHANON JR. • 6-3 • 226 • GR.

- Passed for 1,070 yards, 57%, 6 TD, 6 INT passing with 386 yards & 2 TD rushing before a shoulder injury ended 2022
- Ran for a career-best 117 yards and 59-yard long at No. 24 Cincinnati (10.8 ypc), posting 256 total yards
- Ran a career-most 15 times for 102 yards & 1 TD at Florida - his 2nd career 100-yard game (107 at OU).
- Started 12 games in 2021 at Baylor, leading the Bears to a 12-2 record, Big 12 Championship and Sugar Bowl victory over Ole Miss in his first season as a starter.
- 4 seasons & 27 games at Baylor, led team from 2 wins the year before he arrived to 12 wins in first season as a starter.
- 2021 All-Big 12 Honorable Mention: passed for 2,200 with 18 TD passes & ran for 323 yards and nine TDs.
- Mother is a principal and teacher - he is a three-time Big 12 All-Academic selection/12 time Commissioner's Honor Roll.

QB • #8 BRYCE ARCHIE • 6-3 • 212 • SO.

- Transfer from Coastal Carolina where he saw action in two games as a true-freshman
- 2021 Region 2-6A Offensive Player of the Year, led team to Region title
- Passed for 2,521 yards and 26 touchdowns while running for 470 and seven touchdowns in his senior year of HS.
- Received offers as a D1 pitcher after hitting 93 mph on the mound, also played basketball.

QB • #17 BYRUM BROWN • 6-3 • 209 • SO.

- In first start at Tulsa in 2022 - completed first 21 passes - finished 21-25 (84%) for 240 & 3 TD & ran for 76 & 1 TD.
- Entered SMU game with 7:00 to play, went 2-3 for 24 yards & 1 TD finishing a 14-play, 75-yard TD drive
- 1 of 3 finalists for North Carolina's 2021 Mr. Football award - passed for 3,703 yards, 43 TD & 4 INT.
- Led Rousesville HS to '21 Class 4A State Semifinals - ran for 1,182 yards & 13 TD, led to 2020 champ game.

QB • #13 IZZY CARTER • 6-1 • 186 • FR.

- Dual-threat quarterback who earned quarterback MVP honors at the Under Armor Next All-America Camp.
- Invited to play in the 2022 U.S. Army All-America Bowl and scored a rushing touchdown in the game
- Passed for 1,863 yards and 23 touchdowns (60% completion) while running for 592 yards and 11 touchdowns as SR HS.

RB • #3 KELLEY JOINER JR. • 5-9 • 184 • GR.

- Missed first six games of 2022 and played in just three due to a preseason foot injury.
- Second on team with 480 rushing yards and first with 6.2 ypc in 2021 • Led USF with 387 yards and 78 carries in 2020.
- In 2021: Posted back-to-back 100 yard games with 126 vs Temple (10/23) & 103 at ECU (10/28).
- Has 4 career 100-yard games; Caught 32 passes for 288 yards on his career.
- In fifth season at USF. Has five brothers and two sisters.
- Ran for 1,006 yards and 17 TD in 3 games in senior year at South Lake HS before breaking right leg.

RB • #5 NAY'QUAN WRIGHT • 5-9 • 204 • GR.

- Athlon preseason All-AAC fourth team
- Transferred from Florida to USF in Spring of 2023 after earning his bachelor's degree at UF in the Fall of 2022
- Played in four seasons and 33 games at Florida: 189 carries for 753 yards and 5 TD rushing, 35 receptions for 415 yards.

RB • #2 MICHEL DUKES • 5-10 • 194 • SR.

- Transferred to USF in 2022 after three seasons at Clemson: ran for 212 yards and two touchdowns in 19 games
- Played in 11 games in his first season at USF...carried the ball 54 times for 188 yards and five touchdowns.

WR • #38 SEAN ATKINS • 5-10 • 172 • GR.

- Saw action in 11 games and made two starts in 2022
- Ranked third on the team catching 19 passes for 238 yards and second with three touchdown receptions in 2022.
- First career 100-yard game with a career-best nine catches for 115 yards and a touchdown at Tulsa (11.18.22).
- Caught a two-yard touchdown pass vs. UCF (11.26.22).

WR • #12 JADEN ALEXIS • 6-0 • 186 • SO.

- A transfer wide receiver from Texas who returns to his home state of Florida with three seasons of eligibility remaining.
- Played in one game at Texas as knee injuries ended two seasons.
- Ran track...holds personal-bests of 10.75 in the 100-meter dash and 22.27 in the 200-meter dash.

WR • #1 KHAFRE BROWN • 6-0 • 195 • SR.

- Came to USF in 2022 after two seasons at North Carolina: 18 games and making 16 receptions for 412 yards
- Saw action in nine games in 2022, making four starts... caught four passes for 61 yards.

WR • #6 MICHAEL BROWN-STEPHENS • 6-0 • 186 • GR.

- Transfer wide receiver from Minnesota, started 21 games for the Gophers and made 45 receptions for 730 yards.
- Earned his bachelor of science degree in business and marketing education from Minnesota in spring of 2022.
- The nephew of artist John Legend.

WR • #7 NAIEM SIMMONS • 5-10 • 182 • JR.

- An all-NEC transfer from FCS Wagner University, made 72 receptions for 1,067 yards and 7 touchdowns in two seasons.
- Led Wagner with 50 catches for 796 yards (72.36 ypg) and six touchdowns in 2022.
- Has never eaten red meat (beef or pork) in his entire life.

TE • #87 GUNNAR GREENWALD • 6-4 • 240 • JR.

- Saw action in 8 eight games in 2022, making one start...caught four passes for 37 yards and was a strong edge blocker.
- A USF Athletics Honor Roll recipient and a surfer.

TE • #0 JAYSON LITTLEJOHN • 6-4 • 248 • SR.

- A junior college transfer (College of the Sequoias) who posted 43 receptions for 467 yards.
- Saw action in 10 games in 2022...made two catches for 34 yards and two touchdowns on the year.
- Posted his first catch at USF with a 17-yard touchdown grab vs. SMU (11/12/22).

TE • #18 WESTON WOLFF • 6-4 • 240 • JR.

- A transfer tight end from Maryland who appeared in four games over two seasons for the Terps.
- Tallied 147 receptions for 1,822 yards and 16 touchdowns at Venice High School (Fla.).

LT • #73 DONOVAN JENNINGS • 6-5 • 333 • GR.

- 2023 Athlon Preseason All-AAC Second Team.
- Saw action in four games in 2022, making four starts at tackle before an ankle injury at Louisville ended his season
- Leads the team with 35 career starts entering 2022.
- In his sixth season at USF with a COVID year and redshirt season. Started four games as a freshman in 2018.

OFFENSIVE NOTES

STARTING QUARTERBACKS

■ The Bulls have had NINE different starting quarterbacks in the five years since the graduation of standout Quinton Flowers who led the Bulls to 30 wins in three years as the starter. Blake Barnett (2018 & 19) Jordan McCloud (2019 & 20) & Katravis Marsh (2020, 21 & 22) are the only ones to start in multiple seasons.

2018: Blake Barnett (10 starts), Chris Oladokun (3)

2019: Jordan McCloud (10), Barnett (3)

2020: McCloud (7), Noah Johnson (1), Katravis Marsh (1)

2021: Timmy McClain (9), Cade Fortin (2), Marsh (1)

2022: Gerry Bohanon (7), Marsh (3), Byrum Brown (1)

■ For three straight seasons, USF has started three different quarterbacks during a season, last year starting Gerry Bohanon (7), Katravis Marsh (3) and Byrum Brown.

RUNNING QUARTERBACKS

Gerry Bohanon became the fifth USF quarterback - and the first since Dec. 23, 2017 to post a 100-yard rushing game when he ran for 102 yards at Florida on Sept. 17, 2022.

Career 100-yard rushing games by QBs at USF:

QB	#	Best Performance
Quinton Flowers	16	210 yards at Memphis, 11/12/16
B.J. Daniels	8	141 yards vs Louisville, 11/21/09
Matt Grothe	3	146 yards at UConn, 10/27/07
Marquel Blackwell	2	132 yards at Baylor, 9/23/00
Gerry Bohanon	2	117 yards at Cincinnati, 10/8/22

WHAT CAN BROWN DO FOR YOU?

Freshman QB Byrum Brown (Raleigh, N.C.) had a stellar debut in his first career start, a 48-42 loss at Tulsa (11.18).

■ Brown was named to the AAC HONOR ROLL as he led USF to a season-best 499 yards of offense and equaled a season high with 42 points scored in a 48-42 loss that came down to the final seconds.

■ He completed his first 21 passes before his first in-completion came late in the 4th quarter, becoming the first FBS player to start a game with 21 consecutive completions since MTSU's Brent Stockwell completed 22 straight vs. Alabama A&M in 2016. He finished the game 21-of-25, his 84 percent completion percentage breaking the USF program game record of 82.8 percent (24-29) set by Quinton Flowers at Memphis in 2016.

■ He totaled 316 yards (240 passing and 76 rushing) and 4 TD (3 passing, 1 rushing) while not committing a turnover and posting a pass efficiency rating of 204.2. His total yards marked the second-most for a USF QB on the season behind Gerry Bohanon's 327 and 4 TD vs. ECU and his efficiency was the highest for a USF QB with more than 10 attempts on the year.

■ He led scoring drives of 68, 90, 47, 65, 79, 35 and 51 yards in a game with a 30 degree temperature at kickoff and without the team's leading receiver.

■ He became the 23rd starting quarterback in program history as first time starters fell to 11-12 at USF.

ATKINS STEPS UP

A walk-on wide receiver that entered the 2022 season with 11 career catches for 99 yards and no touchdowns, 5-10 Sean Atkins has stepped up for the Bulls in a big way as injuries deprived USF of many starters in 2022.

■ Atkins posted career highs of 9 catches for 115 yards with an 18-yard TD catch from Byrum Brown at Tulsa (11.18.22). His 9 receptions tied for 9th on USF's game receptions chart and were the most by a USF player since Bryce Miller posted 11 vs. UCF in 2020.

■ Atkins caught passes in seven games in 2022, including the last four straight, and totaled career-bests of 19 receptions for 238 yards and three touchdowns on the year to rank third on the team in all three categories in 2022.

DEFENSE NOTABLES

LB • #8 DJ GORDON IV • 6-2 • 220 • SR.

- Saw action in 11 games and made nine starts in 2022, his first at USF.
- Second on the team with 67 tackles (40 solo) and third with 6.5 tackles for loss in 2022.
- Had a season-best 11 tackles and one tackle for loss at ECU (10/1).
- Native of Plant City (40 minutes from campus), - rode horses, hunted, fished and ate gator & possum.
- Transfer from Minnesota who saw action in 22 games for the Gophers - 4 in Big Ten as true freshman.

LB • #55 ANDREW MATA'ABA • 6-3 • 225 • GR.

- A senior linebacker transfer from Utah who played in 38 games for the Utes over five years in Salt Lake City.
- Appeared in 13 games in 2022 for Utah, made first career start vs. San Diego State...had 8 tackles on the year.
- Cousin Hercules Mata'aba was the 2017 Associated Press Defensive Player of the Year and a consensus All-American for Washington State and went on to play for the NFL's Minnesota Vikings.

LB • #17 JHALYN SHULER • 6-3 • 220 • SR.

- Saw action in 10 games in 2022...made eight tackles on the year.
- Posted 88 tackles, 11 tackles for a loss, one sack and two interceptions in two seasons at Coffeyville CC.
- Named first-team Class 2A All-State in 2019...helped Abbeville HS to three Class 2A state championships.

LB • #19 JAMIE PETTWAY • 6-2 • 235 • SR.

- A transfer from FAU who posted 51 tackles for the Owls in 2022 after transferring from Missouri (played in 9 games).
- Played for current Bulls defensive coordinator Todd Orlando at FAU.
- Posted a career-best 11 tackles vs. Western Kentucky at FAU in 2022.
- Was a four-star prospect by 247Sports, the No. 25 inside linebacker in the nation coming out of HS.

DE • #11 D.J. HARRIS • 6-2 • 240 • JR.

- Transferred to USF from Texas in the Spring of 2023...played in three games at Texas as a linebacker.
- A two-time all-state and all-district honoree at New Caney HS (Texas).

DE • #5 TRAMEL LOGAN • 6-4 • 247 • SR.

- Played in 12 games and made nine starts in 2022...led Bulls defensive linemen with 37 tackles and added 5.5 TFL.
- Has played in 33 games for the Bulls, including nine as a true-freshman in 2020.
- At Booker T. Washington High School in Miami...helped his team go 13-2 and win the Class 4A state championship.

DE • #99 LLOYD SUMMERALL • 6-5 • 242 • SR.

- A transfer from Florida, saw action in 28 games over four seasons and recorded 15 tackles, three tackles for loss.
- Led Lakeland HS to the FHSAA Class 7A State Championship.
- A four-star recruit, had offers from Florida, Alabama, Florida State, Georgia, LSU, Miami, and Ohio State, among others.

DE • #40 JASON VAUGHN • 6-5 • 246 • GR.

- Led USF with 5 sacks in 2022 to go with 8.5 TFL (2nd) and 35 tackles.
- Tied for 9th in the AAC in sacks (0.45 spg)
- Led USF with 3 sacks vs. Tulane (10.15.22), the most for a Bull since Deadrin Senat in 2017 vs. Texas Tech.
- Played 11 games as a true freshman. • Totaled 0.5 sacks and 5.0 TFL in 31 games entering the 2022 season.

DT • #90 RASHAD CHENEY • 6-2 • 285 • SR.

- Transferred to USF in the spring semester of 2022 after three seasons at Minnesota.
- Started six games in 2022 before an ankle injury suffered in the Cincinnati (10/8) game ended his season.
- As a senior in HS, led Cedar Grove High School (Ga.) to a 14-1 record and a state championship.

DT • #13 DOUG BLUE-ELI • 6-2 • 320 • JR.

- Transfer from TCU after earning NJCAA All-America honors playing one season at Monroe CC.
- Played in four games in 2022 as TCU won the Big 12 and earned a berth in the College Football Playoff.

DT • #3 BERNARD GOODEN • 6-1 • 265 • JR.

- Transfer from Wake Forest who played in 12 games for the Demon Deacons in 2022 and had seven tackles.
- Compiled 95 tackles, 30 sacks, 18 tackles for loss and 28 quarterback pressures over the course of his HS career.

DT • #6 IMMANUEL HICKMAN • 6-3 • 296 • SR.

- Transfer from ECU, where he spent four seasons and saw action in 31 games with 16 career starts.
- Had 24 tackles for ECU last year and led ECU with 8.0 TFL and 4.0 sacks in 2021 as a defensive end.
- Put on more than 50 pounds at USF to move from a DE to a DT...father is a preacher.

CB • #2 BRAXTON CLARK • 6-4 • 204 • GR.

- Transfer from Nebraska where he played in 34 games over four seasons and posted 22 tackles and one INT.
- Played in six games at Nebraska in 2022, seeing action on both defense and special teams...posted five tackles
- A standout cornerback for Dr. Phillips High School in Orlando, which won the 2017 Florida Class 7A state title.

CB • #0 DAQUAN EVANS • 5-11 • 190 • GR.

- Missed all our most of 8 games in 2022 with a groin injury.
- T4th on team with 59 tackles in 2021, added 2.5 TFL and 1 FR • Led team with 8 tackles at BYU (2021).
- Led team with 3 INT in 2020 - all in 3-straight games - returns of 56, 31 & 51 (TD) = 138, 2nd all-time season at USF.
- Had a 51-yard pick-six at Memphis in 2020 • Nickname is "Dae Dae"

CB • #9 AAMARIS BROWN • 5-10 • 195 • SR.

- 2023 Athlon Preseason All-AAC Fourth Team; 2022 All-AAC Fourth Team by Phil Steele
- 11 starts in 2022, led the team with two interceptions: at No. 24 Cincinnati and at No. 18 Florida
- Tampa Bay native that played at Armwood HS; Transfer from Kansas State (13 games, 15 tackles and a recovered fumble)
- An All-State and All-Tampa Bay honoree helping lead team to 2018 state championship game.

S • #37 LOGAN BERRYHILL • 6-4 • 196 • GR.

- Saw action in nine games in 2022, rotating between playing safety and wide receiver during the season...three tackles.
- As a HS senior, totaled 33 receptions for 508 yards and seven TD, 2018 GHSA 1-7A All-Region first team.

S • #1 MATTHEW HILL • 6-1 • 192 • GR.

- Played in 11 games (7 starts) in 2022, 30 tackles on year; finished 6th with 50 tackles in 2021
- Led team with 11 stops at SMU (10.2.21) • Had an INT and 27-yard return at NC State (2021) in his first game as a safety.
- Transferred to USF from Auburn, where he was a wide receiver - recorded eight receptions as a sophomore (2019) before converting to safety in 2020.

DEFENSIVE NOTES

DEFENSE REBOOT

New Defensive Coordinator Todd Orlando and Defensive Line Coach Kevin Patrick (a member of USF's first coaching staff now in his third stint at USF) will help lead a group looking to turnaround a USF defense ranked 130th nationally in scoring and 131st (last) in total defense last year giving up 41.17 ppg and 516 ypg. Orlando has 18 years of experience as a defensive coordinator and recently led successful defenses at Texas and Houston. Patrick was an All-American defensive lineman at Miami and led the Bulls out of the tunnel in the program's very first game, played at the old Tampa Stadium in 1997.

■ USF has not ranked above 71st in total defense or 75th in scoring defense since the 2017 season when the Bulls went 10-2 and ranked 37th in total (359.8 ypg) and 41st in scoring (23.5). The Bulls' average rank in the proceeding five years has been 104th in total defense and 107th in scoring defense.

CHENEY ANCHORS D-LINE REBUILD

A transfer from Minnesota, defensive tackle Rashad Cheney appeared in six games in 2022 for the Bulls before an ankle injury suffered at Cincinnati ended his season. He had three stops in the season opener vs. BYU, a season-high six vs. Howard, and three tackles and 2.5 tackles for loss vs. ECU. The former four-star recruit led Cedar Grove High School to a 14-1 record and state title while posting 45 tackles for loss in his senior year. Returners Jason Vaughn (team high 5 sacks), Tramel Logan and Jonathan Ross also played significant snaps in 2022. The Bulls will look to five transfers to have a significant impact on the D-line in 2023, including defensive tackles Bernard Gooden (Wake Forest), Immanuel Hickman (ECU) and Doug Blue-Eli (TCU) and defensive ends DJ Harris (Texas) and Lloyd Summerall (Florida).

BE WHO YOU SAY YOU ARE

USF's new mantra under first-year Head Coach Alex Golesh. Golesh is process driven, focusing the Bulls not on wins but on performing every process on the way to winning at an "elite" level. That includes eating and sleeping properly, punctuality, team interactions, class room success, community engagement and much more. USF has established a Big Brother program internally as returning veterans adopt newcomers and take responsibility for their integration and understanding of the team culture and expectations.

BULLS IN THE NFL

USF has 9 former Bulls on 2023 NFL rosters as of Aug. 25

Player (Pos.) _____ Team (Yrs with Team)

ACTIVE

Brad Cecil (C) _____ Detroit Lions (2023)
 Bruce Hector (DT) _____ New York Jets (2023)
 Demontrey Jacobs (OL) __ Denver Broncos (2023)
 D'Ernest Johnson (RB) __ Jacksonville Jags (2023)
 Austin Reiter (OL) _____ Chiefs (2022-23)
 Deadrin Senat (DT) _____ Buccaneers (2022-23)
 Marquez Valdes-Scantling (WR) _ Chiefs (2022-23)
 Mitchell Wilcox (TE) __ Cincinnati Bengals (2020-23)
Injured
 Marlon Mack (RB) _____ Arizona Cardinals (2023)

CFL

Terrell McClain (DT) _____ Calgary
 Deatrick Nichols (CB) _____ Winnipeg
 Tre Dukes (WR) _____ Calgary

SPECIAL TEAMS NOTABLES

P • #36 ANDREW STOKES • 6-5 • 232 • RSJR

- Saw action in six games in 2022 as he split action at punter in part due to injuries during the season...punted 16 times for 661 yards and a team-best 41.3 yards per punt average.
- 39.0 overage on 56 punts in 2021
- A 29-year old from Perth, Australia
- Punted in the first ever football game he saw in person in the Bulls 2021 season-opener at NC State - averaged 45.1 ypp on eight attempts with a 66-yard long
- Comes from ProKick in Australia, the same program that sent punter Trent Schneider to USF. Schneider graduated last year holding nearly every USF punting record.
- Played Australian rules football for seven seasons, playing for the Railways in the Great Northern Football League before getting picked up by East Fremantle of the WA Football League.
- Moved across the Australian continent from Perth in the west to Melbourne to train for a year at ProKick with former Indiana punter Tyson Beattie (2003-06).
- A warehouse worker prior to pursuing his punting career.

K • #41 BRENDAN FARRELL • 6-0 • 215 • RSJR

- Transferred to USF from Virginia in the Spring of 2023...played in 19 games for the Cavaliers and went 15-of-21 on field goals...led UVA in scoring in 2021 with 67 points (11-of-13 on field goals).
- In 2022 at UVA, saw action in 10 games...went 4-of-8 on field goals with a 42-yard long.
- Two-time Dekalb County Kicker of the Year (2017 and 2018) ... all-state kicker by the Atlanta Journal Constitution and the Georgia Athletic Association ... set school records with 65 kickoff for touchbacks on 70 attempts ... was 11-of-17 on field goals as a senior with a long of 49 yards.

K • #39 JOHN CANNON • 5-9 • 176 • RSO

- * A preferred walk-on who signed with the Bulls in February of 2021...rated a four-star recruit by Chris Sailer Kicking.
- First-team Class 2A all-state selection...made 12-of-13 field goals his senior year at Tru Prep...prior to that, made 16 of 20 field goal attempts and 137 of 149 PAT in his career at University HS, scoring 176 points.

The Fowler Ave Collective — the third-party organization that supports USF student-athletes through name, image and likeness (NIL) initiatives — is transforming its ambitious, creative plans into reality.

■ The collective has hired a pair of familiar names — development director Larry Antonucci, a former longtime USF assistant athletic director and director of football operations, and fan engagement director Will Turner, a well-connected and respected reporter who most recently served as publisher of the Bulls247 web site — while taking additional steps to assure professionalism, accountability and transparency.

■ Corey Staniscia, the collective's co-founder and chairman, announced a financial advisory committee that includes former USF football players Jay Mize and Andrew Ketchel, along with prominent boosters Suzanne Ward, David Goldstein and Marc Ostroff. The committee will help the collective with financial oversight and goal-setting.

■ By 2024, the collective has set a goal of reaching 1,000 members who pay monthly dues or pledges, and reaching a total annual contribution of \$3.5-million. USF student-athletes who choose to affiliate themselves with the collective are paid for appearing at events and interactions with members at fan-access or meet-and-greet initiatives, both in-person and digitally. Collective members can also receive exclusive merchandise and memorabilia, and there are also plans to establish member events at tailgates and USF road games.



USF ATHLETICS EXTENDS PROGRAM RECORD TO 17 STRAIGHT SEMESTERS WITH A DEPARTMENT TERM GPA OVER 3.0

University of South Florida student-athletes extended USF Athletics' record streak of department grade-point averages over 3.0 to 17 consecutive semesters and more than eight years (since the spring of 2015) after the recently completed 2023 spring term.

■ 2023 Spring Academic SuccessUSF saw 263 student-athletes earn Athletics Honor Roll recognition following the spring semester and 15 of 17 programs post a semester GPA over 3.0, as USF Athletics' overall GPA for nearly 500 student-athletes for the spring term checked in at 3.13.

■ USF also saw 15 of 17 programs maintain a cumulative GPA of 3.0 or better and the cumulative GPA for Athletics held firm at 3.18.

■ Over 67 percent of USF student-athletes earned a 3.0 cumulative GPA or higher following the 2023 spring term, while 148 had over a 3.5 and 11 maintained a 4.0.



SEASON HONORS

PRESEASON AII-AAC HONORS

- Donovan Jennings (LT):** Athlon: 2nd Team
- Nay'Quan Wright (RB):** Athlon: 4th Team
- Jason Vaughn (DE):** Athlon: 4th Team
- Aamaris Brown (CB):** Athlon: 4th Team

EAST-WEST SHRINE GAME 1,000

- Gerry Bohanon
- Donovan Jennings

AAC PLAYERS OF THE WEEK

-- : --

AAC HONOR ROLL

Week 1: --

GAME CAPTAINS

Week 1 (WKU): --

Week 2 (FAMU): --

Week 3 (ALA): --

Week 4 (Rice): --

Week 5 (Navy): --

Week 6 (UAB): --

Week 7 (FAU): --

Week 8 (UConn): --

Week 9 (Memphis): --

Week 10 (Temple): --

Week 11 (UTSA): --

Week 12 (Char): --



BULLS HOST VICTORY DAY

The USF coaches and players hosted "Victory Day" at the team's new Indoor Performance Facility at the completion of the 2023 fall camp on Sun, Aug. 20. The Bulls welcomed 40 Special Olympics athletes for football events with the team.

- Each participating athlete ran a play and scored a touchdown with the team.
- Six football stations with players consisting of uniform try ons, and drills.
- The entire USF Football team was present for the two-hour event that also featured USF band, cheerleaders & Rocky cheering for athletes as they participated and scored TD's.
- First year for the event brought to USF by Head Coach Alex Golesh, who previously participated in a similar event during his time at Iowa State.





CHAMPA BAY!

The Bay area has staked a claim as the epicenter of championship sports teams in recent years. Home to four professional sports organizations, including the MLB Rays, NHL Lightning, NFL Buccaneers and USL Rowdies. All have had outstanding championship seasons in the last three years, making celebratory boat parades on the Hillsborough River in downtown Tampa a common occurrence.

■ Since 2020, the Bay Area has claimed a **Super Bowl Champion**, two **Stanley Cups**, an **American League Pennant** and a **USL Conference Championship**.

■ The **Tampa Bay Lightning** repeated as Stanley Cup champions in 2021, downing the Montreal Canadiens (4-1) in the Stanley Cup Finals. The Lightning also won the Cup in 2020 and back in 2004. They reached the Stanley Cup finals in three straight years: 2020, 2021 and 2022.

■ The **Tampa Bay Buccaneers** acquired sure Hall of Fame players Tom Brady and Rob Gronkowski prior to the 2020 season and went on to down the Kansas City Chiefs (31-9) to win Super Bowl 55 in Raymond James Stadium. The Buccaneers became the first team in NFL history to play in and win a Super Bowl that was held at its home stadium. The Bucs also won a Super Bowl in 2002.

■ The **Tampa Bay Rays** posted 100 wins and had the best record in the American League. They won pennant and reached the 2020 World Series, falling to the Los Angeles Dodgers in six games. The Rays also reached the 2008 World Series. The Rays established ace is former USF pitcher Shane McClellan.

■ The **Tampa Bay Rowdies** soccer team won its conference and reached the USL Championship final in 2020 and again in 2021.



USF FOOTBALL'S HECTOR AND SAILS PLAY FOR INAUGURAL XFL CHAMPIONSHIP

Former South Florida football program standouts and Tampa natives Bruce Hector (2013-17) and KJ Sails (2019-20) squared off on opposite sides of the ball in the inaugural XFL Championship game at the Alamodome in San Antonio, Texas. The game that pitted the Arlington Renegades vs. DC Defenders with Hector's Renegades raising the Championship Trophy.



THE USF FOOTBALL PROGRAM

- The Bulls have had six head coaches in 27 seasons.
- USF was ranked for a program record 20 straight weeks (2016-2017) has spent 48 weeks in the Top 25.
- The Bulls reached as high as the No. 2 ranking in 2007, becoming the fastest program to go from inception to a top 10 ranking in FBS history.
- USF has played in 10 bowl games and won six.
- USF has claimed victories in Tampa over Louisville, West Virginia, Georgia Tech, Pittsburgh, Kansas and North Carolina among others.
- USF has claimed road or neutral site wins over Florida State, Auburn, Clemson, Notre Dame, Miami, Louisville, NC State, West Virginia and TCU among others.
- USF has had 31 first-team All-Conference selections, including 1 Offensive Player of the Year, 1 Defensive Player of the Year, 2 Special Teams Players of the Year and 1 Rookie of the Year.
- USF has had six players selected a first-team All-American a total of seven times.
- 15 USF players have been part of 20 Super Bowl teams, 11 part of a Super Bowl Champion, including in 2022 as Bay area products Austin Reiter (Chiefs) and Marquez Valdes-Scantling (Chiefs) won Super Bowl LVII.



RAYMOND JAMES STADIUM: HOME OF BULLS, BUCS & SUPER BOWLS

TOP USF SEASON AVERAGE ATTENDANCE

RANK	AVERAGE	YEAR	GAMES	ATTENDANCE
1.	53,170	2007	6	319,019
2.	52,553	2009	6	315,319

TOP USF GAME CROWDS

RANK	ATTENDANCE	OPPONENT	DATE	WINNER	SCORE
1.	69,383	Florida St.	9/29/2012	FSU	L, 30-17
2.	67,012	West Virginia	9/28/2007	USF	W, 21-13
3.	66,469	Miami	11/28/2009	UM	L, 31-10
4.	65,948	UCF	10/13/2007	USF	W, 64-12
5.	63,976	Cincinnati	10/15/2009	UC	L, 34-17

- USF is one of the few college programs that play in an NFL stadium, opened on Sept. 20, 1998.
- Raymond James Stadium is home to the NFL's Tampa Bay Buccaneers and has hosted three Super Bowls: Super Bowl XXXV in 2001 (Ravens and Giants) and Super Bowl XLIII in 2009 (Steelers and Cardinals) and Super Bowl LV in 2021 (Chiefs and Buccaneers). The stadium also hosted the 2017 CFP National Championship Game won by Clemson over Alabama.




WELCOME TO THE SUNCOAST NOTING TAMPA & THE BAY AREA

- The greater Tampa Bay area has a population of more than 4 million and is one of the fastest growing areas in the country. It is the **13th largest TV market** in the United States with 2.03 million TV households.
- Tampa ranks as fifth-most popular American city according to a Pew Research Center study.
- Tampa ranked as the 5th best outdoor city by Forbes. The area's average highs range 70 to 90 °F year round, and lows 52 to 76 °F.
- Nicknames: Cigar City & The Big Guava
- Tampa is near 18 beaches. In 2020, Trip Advisor rated Siesta Key the No. 1 Beach in America followed closely by St. Petersburg Beach (No. 2) and Clearwater Beach (No. 5).

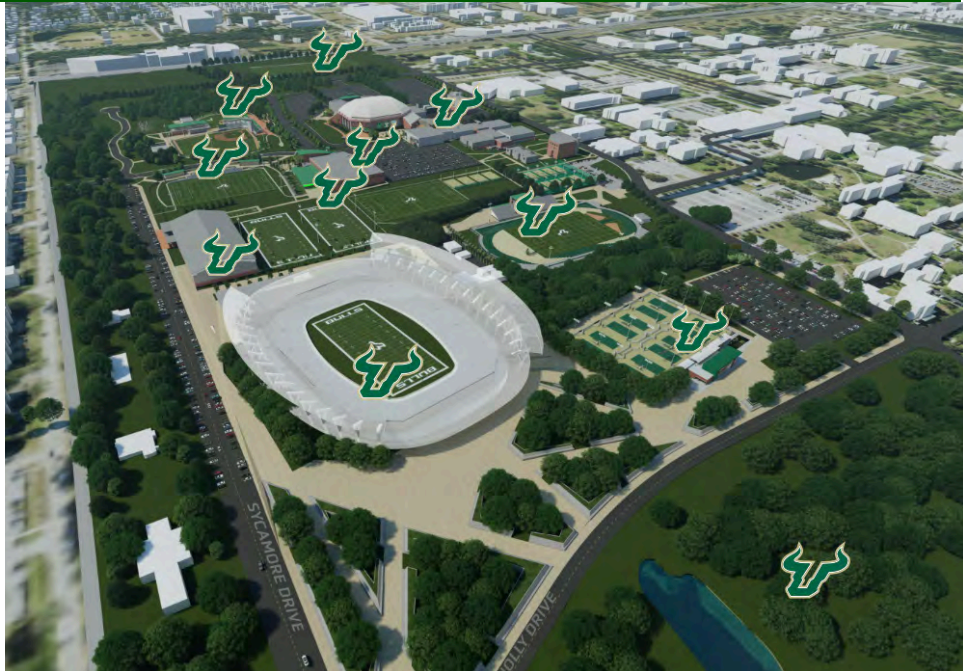

INDOOR PERFORMANCE FACILITY



FOOTBALL LOCKER ROOM



WEIGHT ROOM



KELLY UNVEILS VISION FOR ATHLETIC DISTRICT EXPANSION

Vice President of Athletics Michael Kelly announced the university's vision and commitment to continuing to provide an unparalleled student-athlete and unique fan experiences outlined in a Facilities Master Plan that includes additions and enhancements of facilities for all varsity athletic sports programs.

The vision for the future development of the USF Athletics district includes facility investments that have already been achieved in the last year, conceptual plans for many facilities currently in development, and highlights future initiatives in the beginning planning stages that will continue to evolve.

■ Many facility enhancements that are part of the plan have already been achieved in the last year or are nearing completion within the next year. These include a \$22-million Indoor Performance Facility set to open this fall; a \$3-million football locker room and office renovation completed last summer, a \$2-million television broadcast facility completed in 2020, a \$1-million resurfacing of the running surface at the USF Track & Field Stadium, installation of new hydrotherapy pools in the Lee Roy Selmon Center, and \$1.2-million in enhancements to The Corral for USF volleyball that include a new Taraflex floor, bleachers, nutrition bar, videoboard and roof among many enhancements.

■ New facility additions included in the plan include the addition of an on-campus football and lacrosse stadium by the 2026 season, a baseball and softball clubhouse, a tennis facility, a complete overhaul of the golf practice facility, and USF Track & Field Stadium additions of a new press box and video board. Plans for the recently announced Beach Volleyball program include building a new facility adjacent to the Yuengling Center and providing renovated coaches' offices and a locker room. Women's lacrosse will utilize a new locker room and coaches' offices in the Lee Roy Selmon Center and will begin play in Corbett Stadium before moving into the on-campus stadium.

■ Current facilities also slated for enhancement include the Lee Roy Selmon Athletics Center – which will include a complete renovation of the entrance lobby – and Corbett Soccer Stadium – which includes enhanced fan areas, a new video board and a new press box. Also planned is a renovation of the Muma Basketball Center lobby and other player areas.

USF FOOTBALL FACILITY IMPROVEMENTS

LOCKER ROOM & STAFF OFFICES

Entering the 2021 season, USF completed a \$3.3 million upgrade to its current football facilities, including:

- A completely renovated locker room featuring: 120 lockers, state of the art digital lighting and surround sound system, a team lounge with two 86" big screen TVs, video game console, pool table, ping-pong table and furnishings, a nutrition fueling station, new LED graphics and 55" monitors throughout.
- New entry ways, graphics and carpeting throughout the operations area.
- New team room graphics and chairs.
- Renovated coaches offices and staff rooms with new furniture, graphics and carpeting.

INDOOR PERFORMANCE FACILITY

USF completed an 88,000-square foot indoor facility at a cost of approximately \$22 million in 2022. It features a 100-yard turf field, climate control, sound system, branded lobby and observation deck. The Bulls began practicing in the facility on Nov. 9, 2022.

ON CAMPUS STADIUM/FOOTBALL CENTER

The USF Board of Trustees has approved \$340 million to build on on-campus stadium – which will also house a football operations and women's lacrosse operations center – that will serve as a new home for USF football with coaches offices, meeting spaces, weight room, locker room, training and equipment areas and player lounge among the amenities. The stadium, which is slated for a capacity of 35,000, is targeted for completion in 2026.

WHIRLPOOL COLD TUBS

USF renovated its whirlpool and cold tub room with three new high tech pools for rehabilitation and a rebrand of the room in the spring of 2023.

WEIGHT ROOM

In this summer of 2023, USF unveiled a complete overhaul of the weight room in the Lee Roy Selmon Center at a cost of just under \$1 million. The project included all new Sorenex weight racks and equipment, branded weights and lift pads, LED lights and a large screen TV and a complete rebrand of the weight room and nutrition bar.

AMERICA'S FASTEST RISING UNIVERSITY

In June, the University of South Florida accepted an invitation to join the Association of American Universities (AAU) becoming the first public university in Florida to be invited to join the AAU in nearly 40 years and is now one of only two institutions from the State University System of Florida to serve as an AAU member (joining Florida and fellow 2023 invitee Miami). USF is one of the youngest institutions to be welcomed into the AAU. Of the association's now 71 members (which include the likes of Harvard, Yale, MIT, Stanford, Princeton, Florida, UCLA, Ohio State and Michigan), USF is the fifth youngest and one of only six AAU universities to be founded after 1950.

■ USF is currently ranked in its highest position ever by U.S. News & World Report at No. 42 among all public universities. Over the past decade USF has jumped 52 spots and continues to have its sights set on becoming a top 25 public university in America.

■ **UNIVERSITY FACTS:** \$889 million endowment; \$2.34 billion budget; Academic Staff: 14,980; Students: 49,766; Three Campuses: Tampa, St. Petersburg, Sarasota-Manatee = 1,646 acres; Age: 66 years old (1956)



Ranked #42 among Public Institutions & #97 among Public & Private Universities in U.S. News & World Report (2023)

TAMPA CAMPUS

253	10,223,998	1,562
Buildings	Total Sq. Ft.	Acres

ST. PETERSBURG CAMPUS

31	1,497,042	52
Buildings	Total Sq. Ft.	Acres

SARASOTA-MANATEE CAMPUS

10	157,771	32
Buildings	Total Sq. Ft.	Acres

QUOTABLE

"There is incredible commitment and alignment from our university leadership to bringing a high-quality stadium to our campus. The approval by the Board of Trustees should instill great confidence from the USF community that we are going to build a 'home' that we can call our own, will attract the best and brightest and will continue the tremendous elevation of our athletics programs and entire university,"

– **USF Vice President of Athletics Michael Kelly**

"The University of South Florida is investing in our athletics programs in ways we never have before. The construction of an on-campus stadium is a complex endeavor that requires significant financial resources and thorough planning. We are very excited about the progress we are making on this long-awaited project, and we are grateful to our Bulls fans and the surrounding Tampa Bay community for their continued enthusiasm and support,"

– **USF President Rhea Law**



USF JOINS ELITE AAU

Joining the AAU is a tremendous milestone as it formalizes USF's position as a leading research university. Founded in 1956, the university has rapidly evolved into a global powerhouse that transforms lives through education, research and innovation. USF, with campuses in Tampa, St. Petersburg and Sarasota-Manatee, is the first public university in Florida to be invited to join the AAU in nearly 40 years and is now one of only two institutions from the State University System of Florida to serve as an AAU member, joining the University of Florida.

■ USF is one of the youngest institutions to be welcomed into the AAU, a reflection of the university's fast rise. It joins the ranks of prestigious universities, such as Harvard, Yale, MIT, Stanford, Princeton, Florida, UCLA, Ohio State and Michigan. Of the association's now 71 members, USF is the fifth youngest and one of only six AAU universities to be founded after 1950.

USF TOP 50

The University of South Florida is classified as Doctoral Universities: Very High Research Activity by the Carnegie Classification of Institutions of Higher Education.

#18

among U.S. public universities for Social Mobility
U.S. News and World Report (2022)

#22

among employers for women
Forbes' America's Top Colleges 2022

#21

out of 100 public and private employers across a wide array of industries and

#2

among higher education institutions
Forbes America's Best Employers by State

#48

for public institutions and jumping **307 SPOTS**

for institutions overall since 2015
Forbes' America's Top Colleges 2022

#30

among public U.S. institutions in the World University Ranking
Times Higher Education (THE), 2022

#34

among public U.S. institutions Academic Ranking of World Universities (ARWU), 2022

#5

among U.S. universities for its sustainable development
Times Higher Education (THE), 2022

TOP 50

among all public institutions
Forbes' America's Top Colleges 2022

UNIVERSITY *research and finances*

USF reached **\$405 MILLION IN TOTAL RESEARCH EXPENDITURES** in fiscal year 2020/21
National Science Foundation HERD Survey

11th IN THE NATION among public universities and **25rd WORLDWIDE** among all universities for granted U.S. patents
Intellectual Property Owners Association (IPOA) (2022)

TOP 15

among public universities for U.S. patents granted for the 10th consecutive year



2023 SQUAD BREAKDOWN

LETTERMEN RETURNING (39)

OFFENSE (16)

Quarterback (2): Gerry Bohanon, Byrum Brown

Running Back (4): Kelley Joiner, Michel Dukes, K'Wan Powell, Yusias Young

O-Line (5): Derrell Bailey, Donovan Jennings, Andrew Kilfoyl, Mike Lofton, Zach Perkins

Tight End (2): Gunnar Greenwald, Jayson Littlejohn

Wide Receiver (3): Sean Atkins, Khafre Brown, Yusuf Terry

DEFENSE (21)

Defensive Line (5): Rashad Cheney, Tramel Logan, Jonathan Ross, De'Juan Sease, Jason Vaughn

Linebacker (5): DJ Gordon, Mac Harris, Brian Norris, CJ Ross, Jhalyn Shuler

Defensive Back (11): Logan Berryhill, Aamaris Brown, Jayden Curry, Daquan Evans, Matthew Hill, Will Jones, Ben Knox, TJ Robinson, T-Mac Simpson, Jaelen Stokes, Chris Townsel

SPECIAL TEAMS (2)

Placekicker: - **Punter:** Andrew Stokes

Long Snapper: Bryce Bernard

LETTERMEN LOST (35)

OFFENSE (20)

Quarterback (1): Katravis Marsh

Running Back (4): Jason Albritton, Brian Battie, Jaren Mangham, Mychal Hamilton

O-Line (5): Joshua Blanchard, Brad Cecil, Dustyn Hall, Demetris Harris, Demontrey Jacobs

Tight End (2): Chris Carter, Chris Motillo

Wide Receiver (8): Sincere Brown, Omarion Dollison, Jimmy Horn, Garrett Reynolds, Dequan Stanley, Xavier Weaver, Latrell Williams, Holden Willis

DEFENSE (12)

Defensive Line (6): Nick Bags, J'Bril Glaze, Darrien Grant, Jatorian Hansford, Eddie Kelly, Rashawn Yates

Linebacker (3): Dwayne Boyles, Antonio Grier, Davon Hicks

Defensive Back (3): Josh Green, Mekhi LaPointe, Christian Williams

SPECIAL TEAMS (3):

Placekicker: Spencer Shrader **Punter:** Colin McCreary

Long Snapper: Andrew Beardall

LETTERMEN AT A GLANCE

OFFENSE:	Returning: 16	Lost: 20
DEFENSE:	Returning: 21	Lost: 12
SPECIAL:	Returning: 2	Lost: 3
TOTAL:	Returning: 39	Lost: 35

STARTERS AT A GLANCE

OFFENSE:	Returning: 4	Lost: 8
DEFENSE:	Returning: 8	Lost: 5
SPECIAL:	Returning: 1	Lost: 2
TOTAL:	Returning: 13	Lost: 15

STARTERS RETURNING (13)

(Number of 2022 starts)

OFFENSE (4): Gerry Bohanon (QB, 7); Yusuf Terry (WR, 6); Derrell Bailey (RT, 5); Donovan Jennings, LT (4)

DEFENSE (8): Aamaris Brown (CB, 11); DJ Gordon (LB, 9); Tramel Logan (DE, 9); T-Mac Simpson (S, 8); Jason Vaughn (DE, 7); Rashad Cheney (DT, 7); Jayden Curry (S, 7); Will Jones (S, 7)

SPECIAL TEAMS (1): Andrew Stokes (P, 6)

RETURNERS WITH STARTING EXPERIENCE (9)

(Number of career starts)

OFFENSE (5): Kelley Joiner (RB, 11); Sean Atkins (WR, 5); Khafre Brown (WR, 4); Mike Lofton (G, 3); Byrum Brown (QB, 2)

DEFENSE (4): Daquan Evans (CB, 12); TJ Robinson (S, 12); Chris Townsel (S, 5); Mac Harris (LB, 2)

SPECIAL TEAMS (0):

STARTERS LOST (15)

OFFENSE (8): Brad Cecil (C, 12); Demetris Harris (LG, 12); Dustyn Hall (RG, 12); Demontrey Jacobs (RT, 12); Chris Carter (TE, 11); Jimmy Horn (WR, 10); Brian Battie (RB, 9); Xavier Weaver (WR, 9)

DEFENSE (5): Dwayne Boyles (LB, 12); Rashawn Yates, (DT, 10); Christian Williams (CB, 10); Jatorian Hansford (DE, 8); Mekhi LaPointe (S, 6)

SPECIAL TEAMS (2): Spencer Shrader, (K, 12); Colin McCreary (P, 6)



BULLS NATION

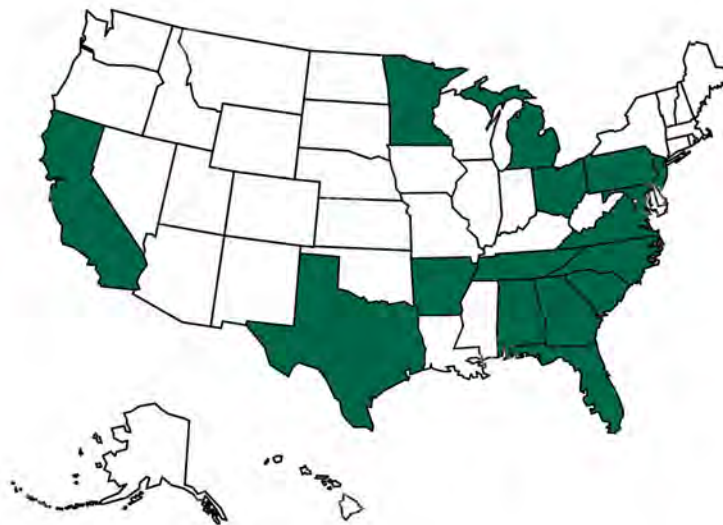
USF PLAYERS HAIL FROM 16 STATES & 2 COUNTRIES

While USF has focused recruiting the state of Florida and particularly the Bay area and its seven surrounding counties, Head Coach Alex Golesh has expanded USF's recruiting reach to 16 states and two countries.

■ 68 of the players on USF's roster hail from the state of Florida. That represents 58 percent of the roster with Georgia (12), Texas (8), California (4) and New Jersey (4) being the next closest states in producing current Bulls.

USF PLAYERS HAIL FROM:

Florida - 68	Alabama - 2	Australia - 1
Georgia - 12	North Carolina - 2	Serbia - 1
Texas - 8	Arkansas - 1	
California - 4	Michigan - 1	
New Jersey - 4	Minnesota - 1	
Maryland - 3	Ohio - 1	
South Carolina - 3	Pennsylvania - 1	
Virginia - 3	Tennessee - 1	





THE HERD

In 2015, the USF Student Government passed a resolution to officially rename the USF student section The Herd. USF's student section can number more than 12,000, making it among the largest in the nation. Front row fans that arrive early and paint their bodies green and gold are known as **The Beef Studs**.

BULLS IN THE POLLS - WEEKS IN TOP 25: 48; TOP 20: 32; TOP 15: 12; TOP 10: 4

2022 WEEK	AP	COACHES
Preseason		Week 8
Week 1		Week 9
Week 2		Week 10
Week 3		Week 11
Week 4		Week 12
Week 5		Week 13
Week 6		
Week 7		

ASSOCIATED PRESS (Week 1)

RK	TEAM	PTS
1	Georgia (60)	1,572
2	Michigan (2)	1,490
3	Ohio State (1)	1,400
4	Alabama	1,398
5	LSU	1,276
6	Southern California	1,245
7	Penn State	1,177
8	Florida State	1,147
9	Clemson	1,032
10	Washington	977
11	Texas	882
12	Tennessee	868
13	Notre Dame	863
14	Utah	811
15	Oregon	732
16	Kansas State	501
17	TCU	416
18	Oregon State	406
19	Wisconsin	386
20	Oklahoma	296
21	North Carolina	292
22	Ole Miss	281
23	Texas A&M	227
24	Tulane	224
25	Iowa	131

COACHES POLL (WEEK 1)

RK	TEAM	REC	PTS1st	Prev.	Chg
1	Georgia	0-0	1643	61	NR
2	Michigan	0-0	1510	0	NR
3	Alabama	0-0	1489	4	NR
4	Ohio State	0-0	1485	1	NR
5	Louisiana State	0-0	1294	0	NR
6	Southern California	0-0	1228	0	NR
7	Penn State	0-0	1181	0	NR
8	Florida State	0-0	1145	0	NR
9	Clemson	0-0	1078	0	NR
10	Tennessee	0-0	991	0	NR
11	Washington	0-0	941	0	NR
12	Texas	0-0	848	0	NR
13	Notre Dame	0-0	841	0	NR
14	Utah	0-0	839	0	NR
15	Oregon	0-0	820	0	NR
16	Texas Christian	0-0	655	0	NR
17	Kansas State	0-0	440	0	NR
18	Oregon State	0-0	365	0	NR
19	Oklahoma	0-0	320	0	NR
20	North Carolina	0-0	315	0	NR
21	Wisconsin	0-0	309	0	NR
22	Mississippi	0-0	303	0	NR
23	Tulane	0-0	225	0	NR
24	Texas Tech	0-0	200	0	NR
25	Texas A&M	0-0	196	0	NR

FOR THE RECORD:

HOME; ROAD; CONFERENCE; NON-CONFERENCE MARKS

HOME RECORD

■ **OVERALL:** 102-61 (.630) record in home games since the program started in 1997

RAYMOND JAMES STADIUM: 96-58 (.630)

* USF played the 1997 home schedule and the first two games of the '98 season in Tampa Stadium, going 6-3, moving to Raymond James for the Citadel game in '98.

■ **Winning Home Record:** 17 of 26 seasons.

Undefeated Home Record: 3 seasons: 2002, '01 & '00

One Loss Home Record: 8 seasons: 2017, '16, '15, '07, '06, '05, 1999 & '98.

Best Home Record: 7-0 in 2001.

■ **Losing home records:** 7 seasons: 2022 (1-4); 2020 (1-3); 2019 (2-5); 2014 (2-5); 2013 (1-5); 2012 (2-4), 2011 (3-4) and 2004 (2-4).

ROAD GAME RECORD

■ **OVERALL:** 53-82 record in true road games

■ **Road winning road records:**

6 seasons: 2017, '16, '10, '07, '03 & '02

Road .500 record: 5 seasons: 2018, '09, '08, '06 & 1998

■ **CONFERENCE ROAD GAMES:** 29-46

American Conference Road Games: 15-25

Most Wins in a season: 4 (2016)

CONFERENCE RECORD

After spending the first six seasons of program history as an independent, USF joined Conference USA in 2003 and moved to the BIG EAST in 2005. Realignment morphed the BIG EAST into The American in 2013.

■ **OVERALL:** 60-91 in 21st year as conference member.

AMERICAN: 30-49; 11th season;

BIG EAST: 22-34 (.392) eight seasons;

C-USA 8-8 (.500) two seasons.

■ **AAC East Division:** 18-8 (.692), 5 seasons

Losses: vs. UCF (2017, 2018, 2019), at Temple (2016, 18 & 19), Cincinnati (2018, 2019)

■ **Most wins in a season:** 7, 2016.

■ **Conference Openers:** 10-10, 5-5 in The American.

NON-CONFERENCE RECORD

OVERALL: 51-31 (.617) in regular-season, nonconference games in 17th season as a conference member.

■ **AMERICAN:** 18-19, 10th season.

■ **BIG WINS Since 2007:** at Notre Dame (2011), vs. Miami (2010), at Florida State (2009), at N.C. State (2008), vs. No. 10 Kansas (2008), at Auburn (2007) & vs. North Carolina (2007).

■ **BIG EAST (2005-2012):** 30-9 (.769) in regular-season, nonconference matchups in 8 seasons.

■ **C-USA:** 3-3 (.500) record in two seasons.

VS. RANKED TEAMS

■ **STREAK:** Lost last 14

■ **LAST:** L, 28-24 at No. 24 Cincinnati, Oct. 8, 2022

■ **LAST WIN:** W, 52-45 vs. No. 22 Navy on Oct. 28, 2016 in Raymond James Stadium.

■ **OVERALL RECORD:** 11-36 all-time vs. FBS ranked teams since joining the FBS in 2000.

15-40 overall vs. all ranked foes, including a 4-5 record vs. I-AA (FCS) teams from 1997-2000.

■ **AT HOME:** USF is 7-19 at home vs. FBS ranked teams, last posting a win with a 52-45 win vs. No. 22 Navy, Oct. 28, 2016.

■ **ON THE ROAD:** 4-17 on the road vs. FBS ranked, last posting a win with a 23-20 victory at No. 16/18 Notre Dame on Sept. 3, 2011.

Wins vs. ranked teams on the road: W, 24-19 at No. 9 West Virginia (2006); W, 26-23 at No. 17 Auburn (2007); W, 17-7 at No. 18 Florida State (2009); W, 23-20 at No. 16 Notre Dame (2011)

FUTURE NON-CONFERENCE SCHEDULES

2024	2025	2026	2027	2028	2029	2030
Aug. 31 BETHUNE-COOKMAN	Aug. 30 BOISE STATE	Sept. 5 FIU	Sept. 4 LOUISVILLE	Sept. 2 UCONN	Sept. 8 NC STATE	Aug. 31 at Louisville
Sept. 7 at Alabama	Sept. 6 at Florida	Sept. 12 at Alabama	Sept. 11 at Boise State	Sept. 9 at Miami (Fla)	Sept. 15 NOTRE DAME	
Sept. 14 at Southern Miss.	Sept. 13 at Miami (Fla)	Sept. 19 BETHUNE-COOKMAN	Sept. 18 FLORIDA A&M	Sept. 16 BETHUNE-COOKMAN	Sept. 22 at FIU	2031
Sept. 21 MIAMI (FLA)	Sept. 20 S. CAROLINA ST.	Oct. 17 at BYU	Sept. 25 at N. Illinois	Sept. 23 SOUTHERN MISS.		Sept. 13 at Notre Dame
						Sept. 20 W. KENTUCKY

USF ATHLETIC COMMUNICATIONS

4202 E. Fowler Ave., ATH 100,
Tampa, FL 33620
OFFICE: 813-974-2125 FAX: 813-974-5328

**Associate AD/Communications/
Football Primary/Coach:**
Brian Siegrist
Siegrist@USF.edu
Cell: 813-293-3897

**Assistant Communications Director/
Secondary/Players:** Micah Banks
C: 571-439-2006 | MicahBanks@usf.edu

Website: www.GoUSFBulls.com



USF MEDIA POLICIES

WEEKLY PRESS CONFERENCE

USF holds a weekly press conference every TUESDAY at 11:15 a.m. during regular game weeks. Head coach Alex Golesh and selected players will be available in person in the lobby of the Indoor Performance Facility.

Defensive Coordinator Todd Orlando and Offensive Coordinator Joel Gordon will be available via ZOOM on Wednesday's at 11:15 a.m.

CREDENTIAL REQUESTS

The online application for football credentials for the 2023 season can be found at https://gousfbulls.com/sb_output.aspx?form=25 . If you are requesting multiple credentials for a group, a form must be submitted for each person and emails provided for screening. Individual game credential requests must be made a week prior to each game. Credential requests will be determined on a game-by-game basis and notifications on confirmation or denial provided by Tuesday of game weeks.

Credentials will be available for pickup at **Raymond James Stadium ONLY** on game days at the south plaza will call window (far right).

INTERVIEW POLICIES

Under no circumstances should media members contact USF coaches or student-athletes without prior consent and approval from Associate Director of Athletics Brian Siegrist or Assistant Communications Director Micah Banks. The same policy applies to the family members of student-athletes. To request interviews outside of regularly-scheduled availabilities, please contact the USF Communications department at least 24 hours in advance.

PLAYER INTERVIEWS

Players will be available three times per week during a normal game week. Those availabilities will occur after practices on Tuesday and during requested one-on-one periods on Thursday. To request a specific player for a one-on-one feature interview, please contact the USF Communications department at least 24 hours in advance.

STAFF INTERVIEWS

Coach Golesh will be available once per week during normal game weeks. Golesh is available Tuesday during his weekly press conference (11:15 a.m.). He can also be heard on Thursday on the USF Coaches Show on Bulls Unlimited (digital radio -TuneIn). USF Offensive and defensive coordinators will be available after practice on Wednesdays. Requests for other staff members or one-on-ones with Golesh should be directed to Brian Siegrist.

POSTGAME POLICY

The USF locker room is closed at all times. Coach Golesh will address the media following his postgame with the team. USF will take interview requests for players at the beginning of the fourth quarter and will provide 5-6 players post-game. On the road, USF will conduct interviews via ZOOM with Coach Golesh and 3-4 players available. All ZOOM links will be provided prior to game time.

COLLEGEPRESSBOX.COM

CollegePressBox.com is a great resource for media covering the Bulls and the AAC. Not only does it have media guides from the entire conference, but it also houses logos, head shots, action shots and much more. For access to the site, email Ted Gangi at webmasteratcollegepressbox.com.

REFERENCING SOUTH FLORIDA

When referring to the University please be aware of the following policy regarding usage:

First references to the school and its intercollegiate athletics program should always be the **University of South Florida.**

Secondary reference used should be **South Florida, USF** or **Bulls.**

Please refrain from using:
S. Florida, South Fla. or similar

▼ WEEKLY USF FOOTBALL MEDIA SCHEDULE ▼

MON	TUES	WED	THURS	FRI	SAT	SUN
NO availability	Weekly Presser 11:15 AM: HC Alex Golesh & 2 Players Live Streamed: Twitter, Youtube, ESPN+	Coordinator ZOOM 11:15 AM: OC Joel Gordon DC Todd Orlando	Player one-on-ones upon request Coaches Show Bulls Unlimited Youtube, Facebook	NO availability	GAME DAY Postgame availability In person on site Live Streamed: Twitter, Youtube	OFF DAY

HEAD COACH ALEX GOLESH

1st Season at USF/1st Season Overall
Ohio State, 2006

The son of Russian immigrant parents who worked his way through the collegiate coaching ranks with a blue-collar work ethic that helped to generate major turnarounds at four programs, Alex Golesh was named the sixth head coach in USF football history on Dec. 4, 2022.

► In 20 seasons of collegiate coaching, Golesh worked his way up through the collegiate ranks while serving on the staffs of eight FBS programs and was a key recruiter at several of those stops, helping to lead program turnarounds at Tennessee, Iowa State, Illinois and Toledo.

► In each of his three seasons as an offensive coordinator prior to arriving at USF, Golesh's offenses finished in the top 10 in scoring offense and total offense in FBS football each year.

NOTABLES

TENNESSEE OFFENSIVE COORDINATOR

- **2022 Broyles Award finalist** and **247 Sports Offensive Coordinator of the Year**
- Came to USF as a nationally recognized recruiter and play-caller for the nation's highest-scoring and most-explosive offense, having served two seasons as offensive coordinator/tight ends coach at the University of Tennessee (2021 & 2022).
- He helped propel the Vols from three wins (3-7) the season before his arrival to 10 wins and a No. 6 College Football Playoff ranking in 2022. Golesh implemented a tempo-based offense at UT that led to dramatic improvement, shattered Vols' records and saw UT rank No. 1 in the nation in scoring (47.33), yards per game (538.1), points per possession (3.24) and yards per play (7.35) in 2022.
- Took Tennessee offense from No. 108 before his arrival to No. 7 (2021) to No. 1 (2022)
- His first Tennessee offense shattered eight team single-season records, including points (511), total offensive yards (6,174), touchdowns (67) and passing efficiency (167.10), and has surpassed all those marks again in 2022 with games remaining.
- Tennessee was the only team to average over 300 yards passing and 200 yards rushing on the 2022 season, and had scored 40-plus points in 15 of its 25 games since his arrival.
- Quarterback Hendon Hooker shattered Tennessee single-season records for completion percentage (68.0) and passing efficiency (181.41) in 2021 and surpassed the completion percentage mark in 2022 (69.6) while becoming a Maxwell Award finalist as the top player in college football. He threw for 3,135 yards and 27 touchdowns and ran for 430 yards and five touchdowns to close within 224 yards of Peyton Manning's school season total offense record (3,789) before suffering an injury in the Vols' 11th game that ended his 2022 season.
- Tennessee's Jalin Hyatt became the first Tennessee player ever to win the Biletnikoff Award as the nation's top receiver in 2022 as he is tied for the lead in FBS football in receiving touchdowns (15) and ranked third with 1,267 yards (18.91 ypc) on 67 catches in 2022.

IOWA STATE

► Served as tight ends coach/recruiting coordinator for head coach Matt Campbell's first four seasons at Iowa State (2016-19) where he helped secure and develop the talent that led the Cyclones to a turnaround from a 3-9 season before their arrival to a run of five-straight bowl games (of which he was part of three) and an eventual 9-3, Fiesta Bowl season the year after his departure.

► Golesh helped secure the four highest-ranked recruiting classes in program history, with all four ranking in the top 50 and two in the top 40.

ILLINOIS

► While serving as a position coach (tight ends/running backs) and recruiting coordinator for four seasons at Illinois (2012-15), he helped the program go from two wins in his first season to back-to-back bowl games in his last two, and as tight ends coach/recruiting coordinator

TOLEDO

► At Toledo (2009-11) he helped lead the Rockets from a 3-9 mark before his arrival to 8-5 and 9-4 campaigns in his last two years. Golesh aided the Toledo program in securing the No. 1 recruiting class in the Mid-American Conference in consecutive years (2010 & 2011) according to Rivals.com.

► Golesh also has coaching experience in the state of Florida, serving for one season as co-offensive coordinator/tight ends coach at UCF (2020) with Josh Heupel, where the Knights ranked second in FBS football in total offense (568.1), fourth in passing offense (357.4), seventh in total passing yards (3,574) and eighth in scoring offense (42.2).



THE BOOK ON ALEX GOLESH

1st Season as a Head Coach

20th season overall in collegiate coaching

HEAD COACH RECORD

YEAR	SCHOOL	RECORD	POSTSEASON
2023	USF (HC)	-	-

OVERALL

-	-
---	---

YEAR-BY-YEAR

YEAR	SCHOOL	POSITION
2023-	USF	Head Coach
2021-22	Tennessee	Offensive Coordinator/Tight Ends
2020	UCF	Co-Offensive Coordinator/Tight Ends
2016-19	Iowa State	Tight Ends/Recruiting Coordinator
2015	Illinois	Tight Ends/Special Teams Coordinator
2014	Illinois	Running Backs/Tight Ends/Recruiting Coordinator
2012-13	Illinois	Tight Ends/Recruiting Coordinator
2009-11	Toledo	Tight Ends/Recruiting Coordinator
2008	Oklahoma State	Graduate Assistant
2006-07	Northern Illinois	Graduate Assistant
2004-05	Ohio State	Student Assistant

FAMILY

Wife: Alexis; Daughter: Corbin; Son: Barrett

NOTABLE:

► Golesh was born in Moscow, Russia, and moved with his parents and older brother, Eugene, to Brooklyn, N.Y. in 1991 at the age of seven. The family brought a few bags of clothes and \$400 to America. He can still speak Russian.

► The family later relocated to Dublin, Ohio, where he was a three-year letter winner in football at Dublin Scioto High School.

"Alex has always taken the philosophy of 'no job too small to help the team win' at every stop along his journey. He has remained steadfast in doing what was best for the team, putting the players and his family first and remaining humble as he has climbed through this hectic profession. I am excited to watch his success."

- Mike Vrabel, Head Coach of the Tennessee Titans

2023 USF FOOTBALL STAFF




MATT MERRITT
Assoc. Head Coach/Running Backs/Run Game
Alma Mater: Capital University, '10
1st Season with USF

- RB coach at Georgia Southern offense ranked No. 19 in FBS in total offense (468.6 ypg) and No. 30 in points (33.67 ppg)
- Sr analyst for '21 Tennessee offense that broke 8 school records.
- Part of two coaching staffs that have played for (JMU, 2019) and won (Ohio State, 2015) a national championship.
- JMU rushing attack 10th nationally & 1st in CAA (242.9) in 2019.



JOEL GORDON
Pass Game Coordinator/Quarterbacks
Alma Mater: Shepherd University, '03
1st Season with USF

- Helped Iowa State from 3-9 to 5 straight bowls & 2020 Fiesta
- ISU produced three of the most prolific seasons in their history.
- Mentored 4-time All-Big 12 QB Brock Purdy, set 32 school records.
- Offensive coordinator at Emory & Henry (2008-10)
- All-conference quarterback at Shepherd, passed for 7,236 yards



TYLER HUDANICK
Offensive Line Coach
Alma Mater: UCF, '18
1st Season with USF

- Started 28 games on the offensive line for UCF, helping the team to set a new program record for single-season rushing in 2018.
- Member of UCF's 2017 & 2018 AAC Championship teams and the 2018 Chick-fil-A Peach Bowl winning team.
- Graduate assistant at Tennessee 2021-22.



CLAY PATTERSON
Tight Ends Coach
Alma Mater: Southeastern Oklahoma State, '03
1st Season with USF

- Minnesota's TEs were part of 5,616 total yards and school record 3,293 passing in 2019, one of the top offenses in UM history.
- SWJCFC Coach of the Year as HC at Northeastern Oklahoma A&M went 9-3, won conference title, averaged 524.5 ypg & 36.2 ppg.
- In 2015, his offense at Trinity Valley CC broke the all-time yards per game record at any level of football, averaging 656.1 ypg.



L'DAMIAN WASHINGTON
Wide Receivers Coach
Alma Mater: Missouri, '14
1st Season with USF

- Coached wide receivers at Oklahoma in 2022
- Played wide receiver for seven NFL teams
- Posted 100 catches for 1,735 yards and 15 touchdowns at Missouri
- Tragically lost both parents before the age of 15 and has worked as a motivational speaker.



ANDREW WARSAW
Associate AD/Football Chief of Staff
Alma Mater: West Virginia, '09
1st Season with USF

- 11 years of collegiate and NFL operations experience
- Director of operations at Tennessee, 2020-22
- Asst. Director of operations at Mississippi State, 2018-19
- NFL's director of game operations, 2016-17
- Stints at Purdue, Arizona, Fordham, Merchant Marine, Penn and Villanova



JEFF JONES
Director of Player Development
Alma Mater: Otterbein College, '91
1st Season with USF

- 29 years in education as an administrator, teacher and coach.
- Served as principal at four high schools in Ohio and associate principal at one during 14 years as an administrator.
- Taught science and biology at 7 schools over 15 years as a teacher.
- Named the 2006 Ohio Division I State Coach of the Year.
- Alex Golesh's high school offensive coordinator at Dublin Scioto High, where Golesh was an offensive lineman. They were also neighbors and won a conference championship.



TODD ORLANDO
Defensive Coordinator/Inside Linebackers
Alma Mater: Wisconsin, '94
1st Season with USF

- 18 years as a defensive coordinator at seven FBS programs.
- Defenses ranked in Top 25 in scoring & total at several stops.
- Teams have earned a bowl appearance in 13 of the last 18 seasons
- Produced six players recognized as conference defensive player of the year (3), lineman of the year (2) or freshman of the year (1)
- Helped Houston win the 2015 AAC Championship and Peach Bowl.




CHAD CREAMER
Special Teams Coord./Outside Linebackers
Alma Mater: Ohio State, '08
1st Season with USF

- Served as defensive coordinator at FCS, Division II and Division III levels
- Defensive analyst at Tennessee in 2022.
- Defensive Coordinator at DII Shorter University, 2018-19
- Graduate assistant at Ohio State, 2007-08.




JAMES ROWE
Defensive Pass Game Coordinator/Safeties
Alma Mater: USF, '09
1st Season with USF

- Five seasons of experience coaching in the NFL.
- Defensive backs coach for 2022 East-West Shrine Bowl
- Played baseball at South Florida (2005-07), as a left-handed pitcher and outfielder
- First-team all-state baseball player & third-team all-state football player at Cocoa High School.




MATT BIRKETT
Cornerbacks Coach
Alma Mater: Edinboro College, '03
1st Season with USF

- Defense ranked in the top 10 nationally in total defense in each of four seasons at JMU.
- In 2021, JMU led the nation in takeaways (31), including 18 INT.
- Mentored 2021 FCS All-American Greg Ross, who had four interceptions and a team-high 12 pass breakups.




KEVIN PATRICK
Defensive Line Coach
Alma Mater: Miami, '94
1st Season with USF

- Coached 2017 Nagurski Trophy & ACC Defensive POY Bradley Chubb (NC State), two-time first-team All-American George Selvie (USF) and No. 15 overall NFL Draft pick and eventual Pro Bowler Jason Pierre-Paul (USF). Coached three NFL Draft picks at USF.
- '93 AP 1st-team All-American & Big East Defensive POY at Miami.
- Helped lead Miami to two national championships as a player.



GEORGE COURIDES
Head Strength & Conditioning Coach
Alma Mater: East Stroudsburg, '08
1st Season with USF

- A Certified Strength and Conditioning Specialist (CSCS).
- As associate strength & conditioning coach at Iowa State, helped the Cyclones go from three wins to a Fiesta Bowl victory.
- Worked in the NFL with the N.Y. Jets.
- Member of the East Stroudsburg University rugby, helping the team win the 2007 Eastern Pennsylvania Rugby Union (EPRU) title.



EPHI LEVY
Director of Player Personnel
Alma Mater: Florida State, '19
1st Season with USF

- Spent six seasons with the Florida State football program, four as a recruiting assistant.

NUMERICAL

2023 USF FOOTBALL ALPHABETICAL ROSTER

No.	Name	No.	Name	Pos.	Ht.	Wt.	Acad. Class	Hometown (Previous Schools)
0	Daquan Evans, DB	89	Colin Affleck	TE	6-5	240	So.	Great Falls, Va. (Langley HS)
0	Jayson Littlejohn, TE	12	Jaden Alexis	WR	6-0	193	Jr.	Pompano Beach, Fla. (Monarch HS/Texas)
1	Khafre Brown, WR	54	Amer Amer	LB	6-1	229	Jr.	Winter Garden, Fla. (Windermere HS)
1	Matthew Hill, S	8	Bryce Archie	QB	6-3	212	So.	Powder Springs, Ga. (McEachern HS/Coastal Carolina)
2	Braxton Clark, CB	38	Sean Atkins	WR	5-10	172	Gr.	Viera, Fla. (Viera HS)
2	Michel Dukes, RB	71	Derrell Bailey Jr.	OL	6-6	305	Sr.	Greenback, Tenn. (Greenback HS/Virginia Tech)
3	Bernard Gooden, DT	27	Tawfiq Byard	S	6-1	197	Fr.	Hyattsville, Md. (DeMatha Catholic)
3	Kelley Joiner, Jr., RB	50	Bryce Bernard	LS	6-2	220	Sr.	Neptune Beach, Fla. (Fletcher HS)
4	Seth Jones, WR	37	Logan Berryhill	S	6-4	196	Gr.	Kingsland, Ga. (Camden County HS)
4	Jason Vaugh, DE	72	Cole Best	OL	6-4	305	Jr.	Winter Park, Fla. (Trinity Prep)
5	Nay'Quan Wright, RB	67	Kody Black	OL	6-4	305	Fr.	Melbourne, Fla. (Melbourne HS)
5	Tramel Logan, DE	13	Doug Blue-Eli	DT	6-2	320	Jr.	Paulsboro, N.J. (Paulsboro HS/TCU)
6	Immanuel Hickman, DT	11	Gerry Bohanon Jr.	QB	6-3	226	Gr.	Earle, Ark. (Earle HS/Baylor)
6	Naiem Simmons, WR	16	Ryan Bolduc	QB	6-1	203	Jr.	Sarasota, Fla. (Cardinal Mooney HS)
7	Michael Brown-Stephens, WR	74	Deonte Bowie	OL	6-4	319	Jr.	Pflugerville, Texas (Hendrickson HS/Blinn College)
7	Will Jones II, DB	62	Derek Bowman	OL	6-5	287	Sr.	Magnolia, Texas (Magnolia HS/Houston)
8	Bryce Archie, QB	9	Aamaris Brown	DB	5-10	195	Sr.	Seffner, Fla. (Armwood HS/Kansas State)
8	DJ Gordon IV, LB	17	Byrum Brown	QB	6-3	209	So.	Raleigh, N.C. (Rolesville HS)
9	Aamaris Brown, CB	1	Khafre Brown	WR	6-0	195	Sr.	Charlotte, N.C. (West Mecklenburg HS/North Carolina)
9	Yusuf Terry, WR	7	Michael Brown-Stephens	WR	6-0	189	Gr.	Springfield, Ohio (Springfield HS/Minnesota)
10	Yasias Young, RB	80	Brock Burnette	WR	5-10	170	Fr.	Davie, Fla. (Western HS/Bethany College)
10	Jonathan Ross, DE	39	John Cannon	K	5-9	176	Jr.	Fort Lauderdale, Fla. (University HS)
11	Gerry Bohanon, QB	13	Israel Carter	QB	6-1	190	Fr.	Corona, Calif. (Centennial HS)
11	DJ Harris, DE	90	Rashad Cheney Jr.	DL	6-2	285	Sr.	Atlanta, Ga. (Cedar Grove HS/Minnesota)
12	Jaden Alexis, WR	2	Braxton Clark	DB	6-4	204	Gr.	Orlando, Fla. (Dr. Phillips HS/Nebraska)
12	Ben Knox, CB	27	Cameron Cobb	WR	5-11	188	So.	Tampa, Fla. (Wharton HS)
13	Israel Carter, QB	53	Drew Cornelius	OL	6-5	284	Jr.	Franklin, Ga. (Heard County HS)
13	Doug Blue-Eli, DT	15	Jayden Curry	S	5-11	200	Sr.	Virginia Beach, Va. (IMG Academy)
14	Michael Williams, DE	97	Evan Dangler	DE	6-3	245	So.	Bradenton, Fla. (Braden River HS)
15	Jayden Curry, S	32	Jayden Davis	WR	5-10	170	Fr.	Baltimore, Md. (Steinbrenner HS)
16	Ryan Bolduc, QB	23	Kendall Dennis	CB	5-10	193	Jr.	Lakeland, Fla. (Lakeland HS/Oklahoma)
16	Stantavious Smith, DT	22	Cole Dillon	S	5-11	186	Fr.	West Palm Beach, Fla. (Cardinal Newman HS)
17	Byrum Brown, QB	52	Trey Dubuc	LS	6-2	215	Fr.	Fort Lauderdale, Fla. (Cardinal Gibbons HS)
17	Jhalyn Shuler, LB	2	Michel Dukes	RB	5-10	194	Sr.	Charleston, S.C. (First Baptist HS/Clemson)
18	Weston Wolff, TE	86	Gerard Edimo	TE	6-5	220	Fr.	Round Rock, Texas (Stony Point HS)
19	Jamie Pettway, LB	95	Terrence Edmonds	DT	6-5	244	Fr.	Lake Wales, Fla. (Lake Wales HS)
19	Javohn Thomas, WR	96	Chad Elder	DE	6-3	252	So.	Neptune Beach, Fla. (Fletcher HS)
20	Jaylen Johnson, RB	0	Daquan Evans	CB	5-11	190	Gr.	Orlando, Fla. (Jones HS)
20	Jameel Sanders, DB	41	Brendan Farrell	K	6-0	215	Sr.	Dunwoody, Ga. (Marist School/Virginia)
21	Jaelen Stokes, S	47	Edmund Ghent	S	5-10	180	Fr.	Tampa, Fla. (Sumner HS)
22	Cole Dillon, S	25	Dominic Gonella	RB	5-11	211	Sr.	Riverview, Fla. (Bloomington HS/North Dakota State)
22	K'wan Powell, RB	98	Danny Gonzalez	DT	6-1	270	So.	Jupiter, Fla. (The Benjamin School)
23	Kendall Dennis, CB	3	Bernard Gooden	DT	6-1	265	Jr.	Montgomery, Ala. (Park Crossing HS/Wake Forest)
23	Kenneth Walker, RB	8	DJ Gordon IV	LB	6-1	228	Sr.	Plant City, Fla. (Plant City HS/Minnesota)
24	Mac Harris, DB	87	Gunnar Greenwald	TE	6-4	240	Jr.	Satellite Beach, Fla. (Satellite HS)
25	Christopher Townsel, S	66	Gabriel Hahn	OL	6-6	294	Jr.	Lakewood Ranch, Fla. (Cardinal Mooney Catholic HS/Cornell)
26	Tavin Ward, CB	11	D.J. Harris	DE	6-2	240	Jr.	Houston, Texas (New Caney HS/Texas)
27	Cameron Cobb, WR	24	Mac Harris	LB	6-0	240	Sr.	The Villages, Fla. (The Villages Charter School)
27	Tawfiq Byard, S	85	Christian Helms	WR	6-2	195	Sr.	Seffner, Fla. (Seffner Christian HS)
28	Jarvis Lee, CB	51	Zane Herring	OL	6-5	319	Sr.	Madison, Fla. (Madison County HS/Florida State)
29	Dominic Gonnella, RB	6	Immanuel Hickman	DT	6-3	296	Sr.	Chesterfield, Va. (Matoaca HS/ECU)
29	Brian Norris, LB	1	Matthew Hill	S	6-1	192	Gr.	Lawrenceville, Ga. (Brookwood HS/Auburn)
30	JaBari Roberson, CB	40	Ty Ippolito	K	5-10	165	Fr.	Orlando, Fla. (Bishop Moore HS)
31	Pierse Stainton, P	55	James Jenkins	OL	6-5	285	Fr.	Tampa, Fla. (Carrollwood Day HS)
32	Jayden Davis, WR	73	Donovan Jennings	OL	6-5	333	Gr.	Tampa, Fla. (Gaither HS)
33	T-Mac Simpson, S	20	Jaylen Johnson	RB	5-9	197	Fr.	Baxley, Ga. (Appling County HS)
34	Ricardo Watson, DE	58	Reggie Johnson II	LB	6-0	212	Jr.	Tampa, Fla. (Carrollwood Day HS)
35	Chris Thomas, S	3	Kelley Joiner Jr.	RB	5-9	184	Sr.	Clermont, Fla. (South Lake HS)
36	Andrew Stokes, P	4	Seth Jones	WR	5-11	197	Sr.	Pearland, Texas (Shadow Creek HS/Baylor)
37	Logan Berryhill, S	7	Will Jones II	S	5-9	191	Sr.	Mansfield, Texas (Summit HS/Kansas State)
38	Sean Atkins, WR	88	Tyree Kelly	WR	6-3	198	Fr.	Cairo, Ga. (Cairo HS)

2023 USF FOOTBALL ALPHABETICAL ROSTER

75	Andrew Kilfoyl	OL	6-5	320	Jr.	Tampa, Fla. (Gaither HS)
64	Caysun Kinghorn	OL	6-4	292	Fr.	Plantation, Fla. (South Plantation HS)
12	Ben Knox	CB	6-2	196	Sr.	DeLand, Fla. (DeLand HS)
61	Gannon Lanning	OL	6-7	310	Jr.	Spring Hill, Fla. (Springstead HS)
28	Jarvis Lee Jr.	CB	5-11	173	Fr.	Jacksonville, Fla. (IMG Academy)
0	Jayson Littlejohn	TE	6-4	248	Sr.	Hanford, Calif. (Sierra Pacific HS/College of the Sequoias)
65	Mike Lofton	OL	6-2	315	Sr.	Clearwater, Fla. (Calvary Christian HS/UCF)
5	Tramel Logan	DE	6-4	247	Sr.	Miami, Fla. (Booker T. Washington HS)
88	Teigan Martin	TE	6-6	226	So.	Mayer, Minn. (Mayer Lutheran HS/Liberty)
55	Andrew Mata'afa	LB	6-3	225	Sr.	San Diego, Calif. (Mt. Carmel HS/Utah)
76	Nikola Milovac	OL	6-6	303	Fr.	Indjija, Serbia (Clearwater Academy International)
42	Lewai Mitchell	S	6-1	186	Jr.	Maitland, Fla. (Orangewood Christian HS)
29	Brian Norris Jr.	LB	6-2	230	Gr.	Chiefland, Fla. (Chiefland HS)
59	Greg Otten	LB	6-1	221	Fr.	Fort Lauderdale, Fla. (Cardinal Gibbons HS)
78	Drew Perez	OL	6-8	354	Fr.	Southlake, Texas (Southlake Carrol HS)
77	Zach Perkins	OL	6-5	328	Sr.	Tampa, Fla. (Berkeley Prep HS/Maryland)
70	RJ Perry	OL	6-6	330	Sr.	Fairfield, Ala. (Fairfield Prep HS/Tennessee)
19	Jamie Pettway	LB	6-2	235	Sr.	Albany, Ga. (Westover HS/Missouri/Florida Atlantic)
49	Joshua Poleon	S	6-0	205	Fr.	Tampa, Fla. (Wesley Chapel HS)
22	K'wan Powell	RB	5-9	205	Jr.	Vernon, Fla. (Vernon HS)
46	Dylan Ridolph	LB	6-0	229	Jr.	Wesley Chapel, Fla. (Wiregrass Ranch HS)
30	JaBari Roberson	CB	5-11	163	Sr.	Alachua, Fla. (Eastside HS/N.E. Oklahoma A&M)
84	Cade Roberts	WR	5-11	180	So.	Santa Rosa Beach, Fla. (South Walton HS)
45	CJ Ross	LB	5-11	211	Jr.	Jacksonville, Fla. (Trinity Christian Academy)
10	Jonathan Ross	DE	6-3	246	Gr.	Waldorf, Md. (St. Charles HS/Bowie State)
20	Jameel Sanders	DB	6-1	196	Jr.	Plainfield, N.J. (Emmaus HS/Lackawanna CC)
53	De'Juan Sease	DT	6-2	287	Gr.	Bamberg, S.C. (Bamberg-Ehrhardt HS/Allen Univ.)
43	Preston Shemansky	CB	6-1	170	Fr.	Naples, Fla. (First Baptist Academy HS)
17	Jhalyn Shuler	LB	6-1	225	Sr.	Abbeville S.C. (Abbeville HS/Coffeyville CC)
6	Naiem Simmons	WR	5-10	182	Jr.	Cherry Hill, N.J. (Cherry Hill West HS/Wagner)
33	Timarcus Simpson	S	5-11	190	Gr.	Tampa, Fla. (Sickles HS/Eastern Michigan)
81	Keshaun Singleton	WR	6-3	205	Fr.	Norcross, Ga. (Meadowcreek HS)
56	Cole Skinner	OL	6-5	326	Fr.	Point Pleasant, N.J. (Point Pleasant Boro HS)
82	Damon Smith	WR	6-1	198	Sr.	Keller, Texas (Keller HS/Oklahoma)
80	JeyQuan Smith	WR	5-10	170	Fr.	San Bernadino, Calif. (Cajon HS)
83	Ranod Smith	WR	5-9	160	Fr.	Fort Myers, Fla. (Lehigh Senior HS)
16	Stantavious Smith	DT	6-1	280	Fr.	Albany, Ga. (Dougherty HS)
31	Pierse Stainton	P	6-2	182	So.	Sarasota, Fla. (Cardinal Mooney HS)
36	Andrew Stokes	P	6-5	232	Jr.	Perth, Australia (ProKick)
20	Jaelen Stokes	S	6-1	190	Jr.	Auburndale, Fla. (Auburndale HS)
99	Lloyd Summerall	DE	6-5	242	Sr.	Winter Haven, Fla. (Lakeland HS/Florida)
94	Keeon Terrell	DT	6-3	260	Jr.	Fort Myers, Fla. (Fort Myers HS)
9	Yusuf Terry	WR	6-3	180	Sr.	Philadelphia, Pa. (Imhotep Charter HS/Baylor)
35	Chris Thomas	S	6-0	185	So.	Bradenton, Fla. (Southeast HS)
19	Javohn Thomas	WR	6-3	206	So.	Tampa, Fla. (Sickles HS)
25	Christopher Townsel	S	6-2	200	Sr.	Deerfield Beach, Fla. (Dearfield Beach HS)
4	Jason Vaughn	DE	6-5	248	Gr.	Miami, Fla. (Advance Prep Acad.)
23	Kenny Walker	RB	6-0	220	Fr.	Zephyrhills, Fla. (Wiregrass Ranch HS)
26	Tavin Ward	CB	6-1	192	So.	Fort Myers, Fla. (North Fort Myers HS)
68	Ryan Warren	OL	6-3	285	Fr.	Zephyrhills, Fla. (Zephyrhills Christian Acad.)
34	Rico Watson III	DE	6-0	236	Sr.	Tampa, Fla. (Armwood HS/Florida State/Robert Morris)
44	Jacquez Williams	DT	6-2	300	So.	Savannah, Ga. (Jenkins HS)
14	Michael Williams II	DE	6-3	256	So.	Farmington Hills, Mich. (West Bloomfield HS)
18	Weston Wolff	TE	6-4	240	Jr.	Venice, Fla. (Venice HS/Maryland)
5	Nay'Quan Wright	RB	5-9	204	Gr.	Opa-Locka, Fla. (Miami Carol City/Florida)
10	Yasias Young	RB	5-9	187	Sr.	Fort Myers, Fla. (Fort Myers HS)

NUMERICAL

39	John Cannon, K
40	Ty Ippolito, K
41	Brendan Farrell, K
42	Lewai Mitchell, S
43	Preston Shemansky, CB
44	Jacquez Williams, DL
45	CJ Ross, LB
46	Dylan Ridolph, LB
47	Edmund Ghent, S
49	Joshua Poleon, S
50	Bryce Bernard, LS
51	Zane Herring, OL
52	Trey Dubuc, LB
53	Drew Cornelius, OL
53	De'Juan Sease, DT
54	Amer Amer, LB
55	James Jenkins, OL
55	Andrew Mata'afa, LB
56	Cole Skinner, OL
58	Reggie Johnson II, LB
59	Greg Otten, LB
61	Gannon Lanning, OL
62	Derek Bowman, OL
64	Caysun Kinghorn, OL
65	Mike Lofton, OL
66	Gabriel Hahn, OL
67	Kody Black, OL
68	Ryan Warren, OL
70	RJ Perry, OL
71	Derrell Bailey, OL
72	Cole Best, OL
73	Donovan Jennings, OL
74	Deonte Bowie, OL
75	Andrew Kilfoyl, OL
76	Nikola Milovac, OL
77	Zach Perkins, OL
78	Drew Perez, OL
80	Brock Burnette, WR
80	JayQuan Smith, WR
81	Keshaun Singleton, WR
82	Damon Smith, WR
83	Ranod Smith, WR
84	Cade Roberts, WR
85	Christian Helms, WR
86	Gerard Edimo, TE
87	Gunnar Greenwald, TE
88	Tyree Kelly, WR
88	Tiegan Martin, TE
89	Collin Affleck, TE
90	Rashad Cheney Jr., DL
94	Keeon Terrell, DE
95	Terrence Edmonds, DE
96	Chad Elder, DE
97	Evan Dangler, DE
98	Danny Gonzalez, DT
99	Lloyd Summerall, DE

USF FOOTBALL DEPTH CHART

GAME 1

OFFENSE

POS	#	Name	Ht.	Wt.	CLASS
WR	6	Naiem Simmons (TR)	5-10	182	Jr.
	OR 12	Jaden Alexis (TR)	6-0	186	Jr.
	OR 9	Yusuf Terry (TR)	6-3	180	Sr.
TE	87	Gunnar Greenwald	6-4	240	Jr.
	OR 80	Jayson Littlejohn (TR)	6-4	239	Sr.
	OR 18	Weston Wolff (BA) (TR)	6-4	240	Jr.
RT	70	RJ Perry (TR)	6-6	330	Sr.
	76	Nikola Milovac	6-6	303	Fr.
RG	51	Zane Herring (TR)	6-5	319	Sr.
	OR 77	Zach Perkins (BA) (TR)	6-5	315	Sr.
C	65	Mike Lofton (BA) (TR)	6-2	312	Sr.
	OR 72	Cole Best	6-4	296	Jr.
LG	75	Andrew Kilfoyl (BA)	6-5	320	Jr.
	OR 62	Derek Bowman (TR)	6-5	287	Sr.
LT	73	Donovan Jennings (BA)	6-5	333	Gr.
	71	Derrell Bailey Jr. (TR)	6-6	305	Sr.
QB	11	Gerry Bohanon Jr. (TR)	6-3	226	Gr.
	OR 8	Bryce Archie (TR)	6-3	212	So.
	OR 17	Byrum Brown	6-3	206	So.
RB	13	Israel Carter	6-1	190	Fr.
	3	Kelley Joiner Jr.	5-9	184	Sr.
	OR 5	Nay'Quan Wright (TR)	5-9	204	Gr.
OR	2	Michel Dukes (TR)	5-10	194	Sr.
	22	K'Wan Powell	5-9	205	Jr.
	38	Sean Atkins	5-10	172	Gr.
WR	80	JeyQuan Smith	5-10	175	Fr.
	1	Khafre Brown (TR)	6-0	195	Sr.
OR	7	Michael Brown-Stephens (TR)	6-0	186	Gr.
	88	Tyree Kelly	6-3	195	Fr.

(TR) = TRANSFER

(BA) = NATIVE OF SEVEN-COUNTY TAMPA BAY AREA

SPECIALISTS

POS	#	Name	Ht.	Wt.	CLASS
P	36	Andrew Stokes	6-5	232	Jr.
	31	Pierse Stainton (BA)	6-2	182	So.
PK	39	John Cannon	5-9	176	So.
	OR 41	Brendan Farrell (TR)	6-0	215	Sr.
H	16	Ryan Bolduc (BA)	6-1	203	Jr.
	36	Andrew Stokes	6-5	232	Jr.
LS	50	Bryce Bernard	6-2	220	Sr.
	OR 52	Trey Dubuc	6-2	215	Fr.

RETURNERS

KR	3	Kelley Joiner Jr.	5-9	184	Sr.
	OR 2	Michel Dukes (TR)	5-10	194	Sr.
PR	38	Sean Atkins	5-10	170	Gr.
	OR 6	Naiem Simmons (TR)	5-10	182	Jr.
OR 1	Matthew Hill (TR)	6-1	192	Gr.	

PRONUNCIATIONS

- LISTEN TO PLAYERS PRONOUNCE THEIR NAMES HERE:



DEFENSE

POS	#	Name	Ht.	Wt.	CLASS
B-BACKER	4	Jason Vaughn	6-5	248	Gr.
	OR 99	Lloyd Summerall (BA) (TR)	6-5	242	Sr.
	OR 11	D.J. Harris (TR)	6-2	240	Jr.
NOSE	13	Doug Blue-Eli (TR)	6-2	320	Jr.
	OR 6	Immanuel Hickman (TR)	6-3	296	Sr.
	44	Jacquez Williams	6-2	300	So.
	90	Rashad Cheney Jr. (TR)	6-2	285	Sr.
TACKLE	OR 3	Bernard Gooden (TR)	6-1	265	Jr.
	5	Tramel Logan	6-2	249	Sr.
END	OR 10	Jonathan Ross (TR)	6-3	243	Gr.
	8	DJ Gordon IV (BA) (TR)	6-1	228	Sr.
LB	OR 55	Andrew Mata'afa (TR)	6-3	225	Gr.
	OR 19	Jamie Pettway (TR)	6-2	235	Sr.
LB	17	Jhalyn Shuler (TR)	6-1	220	Sr.
	24	Mac Harris	6-0	234	Sr.
F-BACKER	55	Andrew Mata'afa (TR)	6-3	225	Gr.
	OR 11	D.J. Harris (TR)	6-2	240	Jr.
CB	9	Aamaris Brown (BA) (TR)	5-10	197	Sr.
	0	Daquan Evans	5-11	190	Gr.
	26	Tavin Ward	6-1	192	So.
SAFETY	20	Jameel Sanders (TR)	6-1	196	Jr.
	37	Logan Berryhill	6-4	196	Gr.
	OR 15	Jayden Curry	5-11	200	Sr.
OR	1	Matthew Hill (TR)	6-1	192	Gr.
	25	Chris Townsel	6-2	200	Sr.
	21	Jaelen Stokes	6-1	190	Jr.
SAFETY	OR 7	Will Jones (TR)	5-9	191	Sr.
	33	Timarcus Simpson (BA) (TR)	5-11	190	Gr.
	12	Ben Knox	6-2	196	Sr.
CB	2	Braxton Clark (TR)	6-4	196	Gr.

PRONUNCIATION CHART

12	JADEN Alexis	JAY-den
54	AMER AMER	AY-mer AY-mer
71	DERRELL Bailey Jr.	duh-RELL
86	Gerard EDIMO	EE-dee-MO
13	Doug BLUE-ELI	BLUE-eh-lie
11	GERRY Bohanon	GARY
16	Ryan BOLDUC	Bowl-DUCK
9	AAMARIS Brown	uh-MAR-iss
1	KHAFRE Brown	CHAH-free
27	TAWFIQ BYARD	tah-FEECK BYE-ard
52	Trey DUBUC	do-BUCK
2	MICHEL Dukes	Michael
0	DAQUAN Evans	duh-KWON or "Dae Dae"
10	KELLEY Joiner	Kelly
75	Andrew KILFOYL	KILL-foil
76	NIKOLO MILOVAC	NICK-oh-la MILL-oh-vits
42	LEWAI Mitchell	LEE-vie
13	TRAMEL Logan	truh-MELL
22	K'WAN Powell	KAY-wahn
53	De'Juan SEASE	de-WAHN cease
17	JHALYN SHULER	JAY-lin SHOO-ler
7	NAIEM Simmons	NYE-eem
82	KESHAUN Singleton	KEE-shawn
21	JAYQUAN Smith	JAY-kwon
21	JAELEN Stokes	JAY-len
94	KEEON Terrell	KEY-on
19	YUSUF Terry	YOU-suf
19	JAVOHN Thomas	juh-VAUGHN
26	TAVIN Ward	TAV-in
5	NAY'QUAN Wright	NAY-kwon
26	YASIAS Young	yuh-SIGH-iss



**2022-23 South Fla. Football
Results and Comparison
All games**

	Date	Opponent		Score	Overall	Conf	Time	Attend
	09/03/2022	BYU	L	21-50	0-1	0-0	3:16	31521
	09/10/2022	Howard	W	42-20	1-1	0-0	3:28	28554
	09/17/2022	at Florida	L	28-31	1-2	0-0	3:29	88496
	09/24/2022	at Louisville	L	3-41	1-3	0-0	3:34	41217
*	10/01/2022	vs East Carolina	L	28-48	1-4	0-1	3:35	3708
*	10/08/2022	at Cincinnati	L	24-28	1-5	0-2	3:18	38577
*	10/15/2022	Tulane	L	31-45	1-6	0-3	2:21	31053
*	10/29/2022	at Houston	L	27-42	1-7	0-4	3:10	24228
*	11/05/2022	at Temple	L	28-54	1-8	0-5	3:10	13862
*	11/12/2022	SMU	L	23-41	1-9	0-6	3:25	24907
*	11/18/2022	at Tulsa	L	42-48	1-10	0-7	3:52	13819
*	11/26/2022	UCF	L	39-46	1-11	0-8	3:34	32217

Opponent	Score	Total	First Downs			Pen	Rushing Number-Yards	Passing		Total Offense Plays-Yards	Return Yards	Turn- Overs
			Rush	Pass				Comp-Att.-Int	Yards			
BYU	21-50	12 / 27	6 / 12	6 / 15	0 / 0	26-121 / 37-312	17-30-1 / 25-32-1	172 / 261	56-293 / 69-573	251 / 59	1 / 1	
Howard	42-20	20 / 24	6 / 8	11 / 14	3 / 2	27-205 / 40-168	17-28-1 / 28-37-1	219 / 250	55-424 / 77-418	97 / 2	1 / 3	
Florida	28-31	23 / 17	17 / 10	6 / 3	0 / 4	46-286 / 30-217	12-28-2 / 10-18-2	116 / 112	74-402 / 48-329	150 / 39	3 / 2	
Louisville	3-41	11 / 28	5 / 14	6 / 13	0 / 1	35-48 / 46-283	13-28-2 / 19-30-0	110 / 259	63-158 / 76-542	65 / 0	3 / 2	
East Carolina	28-48	21 / 27	11 / 5	9 / 21	1 / 1	36-202 / 30-110	18-28-0 / 31-41-0	253 / 465	64-455 / 71-575	123 / 60	1 / 1	
Cincinnati	24-28	19 / 22	10 / 12	8 / 9	1 / 1	43-224 / 37-221	11-21-0 / 16-23-2	139 / 193	64-363 / 60-414	24 / 0	0 / 2	
Tulane	31-45	14 / 30	5 / 14	9 / 15	0 / 1	28-118 / 51-235	14-23-0 / 23-36-0	259 / 329	51-377 / 87-564	11 / 40	2 / 1	
Houston	27-42	25 / 23	6 / 6	14 / 17	5 / 0	31-154 / 25-103	24-34-0 / 33-39-0	275 / 387	65-429 / 64-490	23 / 35	0 / 1	
Temple	28-54	21 / 28	13 / 8	7 / 19	1 / 1	43-281 / 30-277	14-27-1 / 27-36-0	190 / 344	70-471 / 66-621	182 / 35	3 / 0	
SMU	23-41	22 / 30	10 / 15	11 / 12	1 / 3	42-179 / 41-273	14-34-1 / 19-27-0	202 / 280	76-381 / 68-553	26 / 20	1 / 0	
Tulsa	42-48	23 / 26	11 / 13	11 / 11	1 / 2	40-258 / 46-271	21-25-0 / 20-27-0	240 / 302	65-498 / 73-573	70 / 47	2 / 0	
UCF	39-46	23 / 27	13 / 17	7 / 10	3 / 0	43-298 / 47-345	13-20-1 / 24-29-0	140 / 202	63-438 / 76-547	133 / 18	3 / 3	
Totals	336-494	234 / 309	113 / 134	105 / 159	16 / 16	440-2374 / 460-2815	188-326-9 / 275-375-6	2315 / 3384	766-4689 / 835-6199	1155 / 355	20 / 16	



**2022-23 South Fla. Football
Team Game-by-Game
All games**

Date	Opponent	Rushing				Receiving				Passing				Kick Returns				Punt Returns				tot off
		no.	yds	td	lg	no.	yds	td	lg	cmp-att-int	yds	td	lg	no.	yds	td	lg	no.	yds	td	lg	
09/03/2022	BYU	26	121	2	13	17	172	0	50	17-30-1	172	0	50	8	239	1	89	0	0	0	0	293
09/10/2022	Howard	27	205	6	60	17	219	0	39	17-28-1	219	0	39	3	83	0	32	2	14	0	8	424
09/17/2022	at Florida	46	286	3	51	12	116	0	20	12-28-2	116	0	20	4	93	0	28	1	20	0	20	402
09/24/2022	at Louisville	35	48	0	37	13	110	0	21	13-28-2	110	0	21	2	42	0	42	2	11	0	6	158
10/01/2022	vs East Carolina	36	202	1	22	18	253	3	91	18-28-0	253	3	91	5	107	0	34	2	16	0	9	455
10/08/2022	at Cincinnati	43	224	1	59	11	139	2	33	11-21-0	139	2	33	2	24	0	16	0	0	0	0	363
10/15/2022	Tulane	28	118	1	33	14	259	3	73	14-23-0	259	3	73	1	13	0	13	1	-2	0	0	377
10/29/2022	at Houston	31	154	3	37	24	275	1	40	24-34-0	275	1	40	2	15	0	15	2	8	0	6	429
11/05/2022	at Temple	43	281	1	55	14	190	3	63	14-27-1	190	3	63	8	182	0	48	0	0	0	0	471
11/12/2022	SMU	42	179	1	20	14	202	2	32	14-34-1	202	2	32	2	26	0	20	0	0	0	0	381
11/18/2022	at Tulsa	40	258	2	36	21	240	3	37	21-25-0	240	3	37	5	70	0	33	1	0	0	0	498
11/26/2022	UCF	43	298	4	68	13	140	1	27	13-20-1	140	1	27	5	100	0	38	1	33	0	33	438
South Fla.		440	2374	25	68	188	2315	18	91	188-326-9	2315	18	91	47	994	1	89	12	100	0	33	4689
Opponents		460	2815	37	75	275	3384	25	74	275-375-6	3384	25	74	9	166	0	29	8	77	0	60	6199

South Fla. Averages

Games	Avg/ rush	Avg/ catch	Pass effic	KR avg	PR avg	All purpose avg/game	Total offense avg/game
12	5.4	12.3	130.0	21.1	8.3	486.0	390.8

Date	Opponent	Tackles			Sacks	Fumble	Pass Defense			blkd	PAT attempts			off				
		ua	a total	tfl-yds	no-yds	ff	fr-yds	int-yds	qbh	brup	kick	kick	rush	rcv	saf	t/o	pts	
09/03/2022	BYU	47	18	65	7.0-19	1-1	1	0-0	1-12	1	2	0	3-3	0	0	0	0	21
09/10/2022	Howard	48	34	82	11.0-55	3-17	2	2-0	1-0	0	1	0	6-6	0	0	0	21	42
09/17/2022	at Florida	20	26	46	4.0-10	1-4	0	0-0	2-37	3	0	0	2-2	0	1	0	8	28
09/24/2022	at Louisville	44	34	78	5.0-12	1-5	2	2-12	0-0	2	5	0	0-0	0	0	0	0	3
10/01/2022	vs East Carolina	39	28	67	7.0-21	1-8	1	1-0	0-0	1	0	0	4-4	0	0	0	0	28
10/08/2022	at Cincinnati	29	34	63	4.0-19	2-15	1	0-0	2-0	1	3	0	3-3	0	0	0	3	24
10/15/2022	Tulane	57	22	79	8.0-23	4-13	1	1-0	0-0	0	5	0	4-4	0	0	0	0	31
10/29/2022	at Houston	34	26	60	3.0-4	0-0	2	1-0	0-0	4	2	0	3-3	0	0	0	6	27
11/05/2022	at Temple	37	28	65	1.0-7	0-0	0	0-0	0-0	1	0	0	4-4	0	0	0	0	28
11/12/2022	SMU	42	26	68	5.0-6	0-0	0	0-0	0-0	0	4	0	2-2	0	0	0	0	23
11/18/2022	at Tulsa	49	14	63	4.0-11	0-0	0	0-0	0-0	0	2	0	4-4	1	0	0	0	42
11/26/2022	UCF	52	14	66	3.0-12	1-4	2	3-0	0-0	0	0	0	2-2	0	2	0	14	39
South Fla.		498	304	802	62.0-199	14-67	12	10-12	6-49	13	24	0	37-37	1	3	0	52	336
Opponents		464	308	772	58.0-208	14-92	13	11-18	9-94	19	25	0	61-62	0	1	1	96	494

Date	Opponent	Punting								Field Goals			Kickoffs					
		no.	yds	avg	long	blkd	tb	fc	50+	i20	md-att	long	blkd	no.	yds	avg	tb	ob
09/03/2022	BYU	4	164	41.0	52	0	0	2	1	1	0-0	0	0	5	334	66.8	3	0
09/10/2022	Howard	3	125	41.7	52	0	1	1	1	0	0-1	0	0	7	455	65.0	7	0
09/17/2022	at Florida	1	32	32.0	32	0	0	0	0	1	2-3	49	0	6	390	65.0	6	0
09/24/2022	at Louisville	7	306	43.7	51	0	0	2	2	3	1-1	37	0	2	130	65.0	2	0
10/01/2022	vs East Carolina	5	222	44.4	54	0	0	3	1	0	0-0	0	0	5	325	65.0	5	0
10/08/2022	at Cincinnati	5	177	35.4	39	0	0	4	0	0	1-1	21	0	5	325	65.0	5	0
10/15/2022	Tulane	6	262	43.7	52	0	0	4	1	2	1-1	16	0	5	320	64.0	4	0
10/29/2022	at Houston	2	87	43.5	46	0	0	1	0	0	0-1	0	0	4	246	61.5	2	0
11/05/2022	at Temple	1	41	41.0	41	0	0	0	0	0	0-1	0	0	5	325	65.0	4	0
11/12/2022	SMU	4	159	39.8	46	0	0	0	0	2	1-1	41	0	5	313	62.6	4	0
11/18/2022	at Tulsa	1	43	43.0	43	0	0	0	0	1	2-2	34	0	7	358	51.1	2	0
11/26/2022	UCF	2	61	30.5	34	0	0	1	0	2	1-1	34	0	7	445	63.6	6	0
South Fla.		41	1679	41.0	54	0	1	18	6	12	9-13	49	0	63	3966	63.0	50	0



**2022-23 South Fla. Football
Opponents Game-by-Game
All games**

Date	Opponent	Rushing				Receiving				Passing				Kick Returns				Punt Returns				tot off
		no.	yds	td	lg	no.	yds	td	lg	cmp-att-int	yds	td	lg	no.	yds	td	lg	no.	yds	td	lg	
09/03/2022	BYU	37	312	3	75	25	261	2	22	25-32-1	261	2	22	1	19	0	19	1	7	0	7	573
09/10/2022	Howard	40	168	3	28	28	250	0	22	28-37-1	250	0	22	0	0	0	0	0	0	0	0	418
09/17/2022	at Florida	30	217	3	62	10	112	0	33	10-18-2	112	0	33	0	0	0	0	0	0	0	0	329
09/24/2022	at Louisville	46	283	4	40	19	259	1	30	19-30-0	259	1	30	0	0	0	0	3	0	0	0	542
10/01/2022	vs East Carolina	30	110	1	34	31	465	6	74	31-41-0	465	6	74	0	0	0	0	1	60	0	60	575
10/08/2022	at Cincinnati	37	221	2	35	16	193	2	28	16-23-2	193	2	28	0	0	0	0	0	0	0	0	414
10/15/2022	Tulane	51	235	4	75	23	329	2	37	23-36-0	329	2	37	1	23	0	23	1	10	0	10	564
10/29/2022	at Houston	25	103	2	15	33	387	4	52	33-39-0	387	4	52	2	35	0	29	1	0	0	0	490
11/05/2022	at Temple	30	277	4	75	27	344	2	61	27-36-0	344	2	61	1	24	0	24	0	0	0	0	621
11/12/2022	SMU	41	273	3	26	19	280	2	70	19-27-0	280	2	70	0	0	0	0	0	0	0	0	553
11/18/2022	at Tulsa	46	271	5	67	20	302	1	44	20-27-0	302	1	44	3	47	0	25	1	0	0	0	573
11/26/2022	UCF	47	345	3	64	24	202	3	41	24-29-0	202	3	41	1	18	0	18	0	0	0	0	547
Opponents		460	2815	37	75	275	3384	25	74	275-375-6	3384	25	74	9	166	0	29	8	77	0	60	6199
South Fla.		440	2374	25	68	188	2315	18	91	188-326-9	2315	18	91	47	994	1	89	12	100	0	33	4689

Opponents Averages

Games	Avg/ rush	Avg/ catch	Pass effic	KR avg	PR avg	All purpose avg/game	Total offense avg/game
12	6.1	12.3	167.9	18.4	9.6	544.7	516.6

Date	Opponent	Tackles			Sacks	Fumble	Pass Defense			blkd	PAT attempts			off				
		ua	a total	tfl-yds	no-yds	ff	fr-yds	int-yds	qbh	brup	kick	kick	rush	rcv	saf	t/o	pts	
09/03/2022	BYU	34	28	62	2.0-3	1-0	0	0-0	1-33	0	2	0	6-6	0	0	1	7	50
09/10/2022	Howard	34	18	52	3.0-3	0-0	0	0-0	1-2	1	2	0	2-2	0	0	0	0	20
09/17/2022	at Florida	40	36	76	4.0-5	0-0	1	1-0	2-39	5	2	0	4-4	0	0	0	17	31
09/24/2022	at Louisville	36	24	60	9.0-47	3-33	0	1-0	2-0	4	2	0	5-5	0	0	0	7	41
10/01/2022	vs East Carolina	36	34	70	5.0-17	1-3	2	1-0	0-0	2	3	0	6-7	0	0	0	7	48
10/08/2022	at Cincinnati	25	52	77	8.0-18	0-0	2	0-0	0-0	3	1	0	4-4	0	0	0	0	28
10/15/2022	Tulane	37	4	41	4.0-9	1-6	2	2-7	0-0	0	1	0	6-6	0	0	0	7	45
10/29/2022	at Houston	40	24	64	7.0-24	3-12	1	0-0	0-0	2	3	0	6-6	0	0	0	0	42
11/05/2022	at Temple	45	28	73	6.0-17	1-4	1	2-11	1-0	2	3	0	6-6	0	0	0	17	54
11/12/2022	SMU	45	18	63	5.0-23	2-16	1	0-0	1-20	0	3	0	5-5	0	0	0	3	41
11/18/2022	at Tulsa	46	24	70	1.0-9	1-9	1	2-0	0-0	0	2	0	6-6	0	0	0	14	48
11/26/2022	UCF	46	18	64	4.0-33	1-9	2	2-0	1-0	0	1	0	5-5	0	1	0	17	46
Opponents		464	308	772	58.0-208	14-92	13	11-18	9-94	19	25	0	61-62	0	1	1	96	494
South Fla.		498	304	802	62.0-199	14-67	12	10-12	6-49	13	24	0	37-37	1	3	0	52	336

Date	Opponent	Punting								Field Goals			Kickoffs					
		no.	yds	avg	long	blkd	tb	fc	50+	i20	md-att	long	blkd	no.	yds	avg	tb	ob
09/03/2022	BYU	2	72	36.0	37	0	0	0	0	2	2-2	39	0	9	502	55.8	0	0
09/10/2022	Howard	3	117	39.0	50	0	0	1	1	2	0-1	0	0	4	212	53.0	0	0
09/17/2022	at Florida	2	86	43.0	54	0	0	0	1	0	1-1	31	0	6	388	64.7	2	0
09/24/2022	at Louisville	3	133	44.3	45	0	0	1	0	0	2-2	29	0	8	506	63.3	6	0
10/01/2022	vs East Carolina	3	133	44.3	47	0	0	1	0	1	0-0	0	0	8	503	62.9	3	0
10/08/2022	at Cincinnati	3	119	39.7	43	0	0	2	0	3	0-0	0	0	5	314	62.8	2	1
10/15/2022	Tulane	3	108	36.0	52	0	0	1	1	2	1-2	20	0	8	479	59.9	6	0
10/29/2022	at Houston	2	90	45.0	48	0	0	0	0	0	0-0	0	0	7	381	54.4	3	0
11/05/2022	at Temple	0	0	0.0	0	0	0	0	0	0	4-4	35	0	11	660	60.0	2	1
11/12/2022	SMU	0	0	0.0	0	0	0	0	0	0	2-3	45	0	8	505	63.1	6	0
11/18/2022	at Tulsa	3	100	33.3	36	0	0	2	0	2	2-2	25	0	10	402	40.2	1	1
11/26/2022	UCF	1	46	46.0	46	0	0	0	0	0	1-1	27	0	8	416	52.0	1	0
Opponents		25	1004	40.2	54	0	0	8	3	12	15-18	45	0	92	5268	57.3	32	3



2022-23 South Fla. Football
Overall Team Statistics
All games

Team Statistics

	USF	OPP
Scoring	336	494
Points per game	28.0	41.2
Points Off Turnovers	52	96
First Downs	234	309
Rushing	113	134
Passing	105	159
Penalty	16	16
Rushing Yardage	2374	2815
Yards gained rushing	2617	3031
Yards lost rushing	243	216
Rushing attempts	440	460
Average per rush	5.4	6.1
Average per game	197.8	234.6
TDs Rushing	25	37
Passing Yardage	2315	3384
Comp-Att-Int	188-326-9	275-375-6
Average per pass	7.1	9.0
Average per catch	12.3	12.3
Average per game	192.9	282.0
TDs Passing	18	25
Total offense	4689	6199
Total plays	766	835
Average per play	6.1	7.4
Average per game	390.8	516.6
Kick returns: #-Yards	47-994	9-166
Punt returns: #-Yards	12-100	8-77
Int returns: #-Yards	6-49	9-94
Kick return average	21.1	18.4
Punt return average	8.3	9.6
Int return average	8.2	10.4
Fumbles-Lost	20-11	15-10
Penalties-Yards	55-443	64-553
Average per game	36.9	46.1
Punts-Yards	41-1679	25-1004
Average per punt	41.0	40.2
Net punt average	38.1	36.2
Kickoffs-Yards	63-3966	92-5268
Average per kick	63.0	57.3
Net kick average	39.9	37.0
Time of possession / game	29:28	30:20
3rd-down conversion	59/150	73/145
3rd-down pct	39%	50%
4rd-down conversion	14/30	14/23



2022-23 South Fla. Football
Overall Team Statistics
All games

	USF	OPP
4rd-down pct	47%	61%
Sacks by-Yards	14-67	14-92
Misc Yards	0	0
Touchdowns scored	44	64
Field goals - attempts	9-13	15-18
On-Side kicks	1-3	0-0
Red-zone scores	(40-47) 85%	(51-61) 84%
Red-zone touchdowns	(32-47) 68%	(37-61) 61%
PAT-attempts	(37-37) 100%	(61-62) 98%
2-point conversion-attempts	(4-7) 57%	(1-2) 50%
Attendance	148252	220199
Games / Avg per game	5/29650	6/36700
Neutral site games	-	1/3708

Score by Periods

Team	1st	2nd	3rd	4th	OT	TOT
South Fla.	55	89	118	74	0	336
Opponents	124	165	102	103	0	494



2022-23 South Fla. Football
Overall Defense Statistics
All games

Team Defense

##	Player	gp	Tackles				Sacks	Pass defense			Fumbles		blkd	
			ua	a	tot	tfl/yds		no-yds	int-yds	brup	qbh	fr-yds	ff	kick
11	Dwayne Boyles	12	71	42	113	10-17	1-3	1-37	3	2	2-0	3	.	.
8	DJ Gordon IV	11	39	27	66	6.5-9	.	.	1	1	.	2	.	.
22	Mekhi LaPointe	11	38	15	53	2-7	1-4	1-12	1	.	.	1	.	.
33	Timarcus Simpson	12	35	9	44	1-21	2	.	.
4	Christian Williams	10	26	14	40	2-5	.	.	3	.	1-0	.	.	.
15	Jayden Curry	12	25	15	40	.	.	1-0	.	1	2-0	.	.	.
2	TJ Robinson	9	25	12	37	0.5-1	.	.	1	1
13	Tramel Logan	12	16	21	37	5.5-16	0.5-3	.	2	1
40	Jason Vaughn	12	27	8	35	8.5-34	5-24	.	2	1
23	Davon Hicks	10	20	13	33	3.5-14	.	.	.	1
7	Will Jones II	12	20	12	32	1-4	.	.	2
1	Matthew Hill	10	15	15	30	1-6	.	1-0	.	1	1-12	1	.	.
9	Aamaris Brown	11	18	8	26	.	.	2-0	5
5	Antonio Grier	4	12	9	21	0.5-1
28	Jatorian Hansford	10	10	9	19	5-17	2.5-12	.	.	.	1-0	2	.	.
16	Eddie Kelly	11	8	11	19	1.5-2	.	.	1	1	1-0	.	.	.
99	Darrien Grant	12	12	6	18	1.5-6
90	Rashad Cheney Jr.	6	5	11	16	3-5	.	.	.	1
6	Rashawn Yates	10	10	6	16	.	.	.	1	.	1-0	.	.	.
0	Daquan Evans	6	10	5	15
24	Mac Harris	10	5	6	11
34	Joshua Green	12	7	3	10	2-4	.	.	1	.	.	1	.	.
19	Jonathan Ross	10	7	2	9	3-13	2-11	.	.	1
17	Jhalyn Shuler	10	5	3	8	1-3
21	Jaelen Stokes	5	4	3	7	1-5	1-5
10	Nick Bags	9	.	5	5
12	Ben Knox	12	5	.	5
25	Christopher Townsel	8	1	4	5	1-4
53	De'Juan Sease	9	2	2	4
45	CJ Ross	9	1	2	3
29	Brian Norris	3	2	1	3
37	Logan Berryhill	9	3	.	3
18	Ray Thornton III	3	1	2	3	.	.	.	1
4	Omarion Dollison	11	2	.	2
12	Katravis Marsh	6	1	.	1
21	Brian Battie	12	1	.	1	1-0	.	.	.
14	Dequan Stanley	7	1	.	1
92	Jbril Glaze	4	.	1	1
38	Sean Atkins	11	1	.	1
94	Keeon Terrell	1	1	.	1	1-5	1-5
2	Michel Dukes	11	1	.	1



2022-23 South Fla. Football
Team Game Highs
All games

South Fla. - Game Highs

RUSHES	46	at Florida (09/17/2022)
YARDS RUSHING	298	UCF (11/26/2022)
YARDS PER RUSH	7.6	Howard (09/10/2022)
TD RUSHES	6	Howard (09/10/2022)
PASS ATTEMPTS	34	SMU (11/12/2022)
	34	at Houston (10/29/2022)
PASS COMPLETIONS	24	at Houston (10/29/2022)
YARDS PASSING	275	at Houston (10/29/2022)
YARDS PER PASS	11.3	Tulane (10/15/2022)
TD PASSES	3	at Tulsa (11/18/2022)
	3	at Temple (11/05/2022)
	3	Tulane (10/15/2022)
	3	vs East Carolina (N) (10/01/2022)
TOTAL PLAYS	76	SMU (11/12/2022)
TOTAL OFFENSE	498	at Tulsa (11/18/2022)
YARDS PER PLAY	7.7	Howard (09/10/2022)
POINTS	42	at Tulsa (11/18/2022)
	42	Howard (09/10/2022)
SACKS BY	4	Tulane (10/15/2022)
FIRST DOWNS	25	at Houston (10/29/2022)
PENALTIES	9	at Florida (09/17/2022)
PENALTY YARDS	73	at Florida (09/17/2022)
TURNOVERS	3	UCF (11/26/2022)
	3	at Temple (11/05/2022)
	3	at Louisville (09/24/2022)
	3	at Florida (09/17/2022)
PUNTS	7	at Louisville (09/24/2022)
PUNTING AVG	44.4	vs East Carolina (N) (10/01/2022)
LONG PUNT	54	vs East Carolina (N) (10/01/2022)
PUNTS INSIDE 20	3	at Louisville (09/24/2022)
LONG PUNT RETURN	33	UCF (11/26/2022)



**2022-23 South Fla. Football
Opponent Match Highs
All games**

Opponent - Game Highs

RUSHES	51	Tulane (10/15/2022)
YARDS RUSHING	345	UCF (11/26/2022)
YARDS PER RUSH	9.2	at Temple (11/05/2022)
TD RUSHES	5	at Tulsa (11/18/2022)
PASS ATTEMPTS	41	vs East Carolina (N) (10/01/2022)
PASS COMPLETIONS	33	at Houston (10/29/2022)
YARDS PASSING	465	vs East Carolina (N) (10/01/2022)
YARDS PER PASS	11.3	vs East Carolina (N) (10/01/2022)
TD PASSES	6	vs East Carolina (N) (10/01/2022)
TOTAL PLAYS	87	Tulane (10/15/2022)
TOTAL OFFENSE	621	at Temple (11/05/2022)
YARDS PER PLAY	9.4	at Temple (11/05/2022)
POINTS	54	at Temple (11/05/2022)
SACKS BY	3 3	at Houston (10/29/2022) at Louisville (09/24/2022)
FIRST DOWNS	30 30	SMU (11/12/2022) Tulane (10/15/2022)
PENALTIES	10	at Houston (10/29/2022)
PENALTY YARDS	95	at Houston (10/29/2022)
TURNOVERS	3 3	UCF (11/26/2022) Howard (09/10/2022)
PUNTS	3 3 3 3 3 3	at Tulsa (11/18/2022) Tulane (10/15/2022) at Cincinnati (10/08/2022) vs East Carolina (N) (10/01/2022) at Louisville (09/24/2022) Howard (09/10/2022)
PUNTING AVG	46.0	UCF (11/26/2022)
LONG PUNT	54	at Florida (09/17/2022)
PUNTS INSIDE 20	3	at Cincinnati (10/08/2022)
LONG PUNT RETURN	60	vs East Carolina (N) (10/01/2022)



**2022-23 South Fla. Football
Team Match Lows
All games**

South Fla. - Game Lows

RUSHES	26	BYU (09/03/2022)
YARDS RUSHING	48	at Louisville (09/24/2022)
YARDS PER RUSH	1.4	at Louisville (09/24/2022)
TD RUSHES	0	at Louisville (09/24/2022)
PASS ATTEMPTS	20	UCF (11/26/2022)
PASS COMPLETIONS	11	at Cincinnati (10/08/2022)
YARDS PASSING	110	at Louisville (09/24/2022)
YARDS PER PASS	3.9	at Louisville (09/24/2022)
TD PASSES	0	at Louisville (09/24/2022)
	0	at Florida (09/17/2022)
	0	Howard (09/10/2022)
	0	BYU (09/03/2022)
TOTAL PLAYS	51	Tulane (10/15/2022)
TOTAL OFFENSE	158	at Louisville (09/24/2022)
YARDS PER PLAY	2.5	at Louisville (09/24/2022)
POINTS	3	at Louisville (09/24/2022)
SACKS BY	0	at Tulsa (11/18/2022)
	0	SMU (11/12/2022)
	0	at Temple (11/05/2022)
	0	at Houston (10/29/2022)
FIRST DOWNS	11	at Louisville (09/24/2022)
PENALTIES	1	at Houston (10/29/2022)
PENALTY YARDS	10	UCF (11/26/2022)
INTERCEPTIONS BY	0	UCF (11/26/2022)
	0	at Tulsa (11/18/2022)
	0	SMU (11/12/2022)
	0	at Temple (11/05/2022)
	0	at Houston (10/29/2022)
	0	Tulane (10/15/2022)
	0	vs East Carolina (N) (10/01/2022)
	0	at Louisville (09/24/2022)
PUNTS	1	at Tulsa (11/18/2022)
	1	at Temple (11/05/2022)
	1	at Florida (09/17/2022)
PUNTING AVG	30.5	UCF (11/26/2022)
LONG PUNT	32	at Florida (09/17/2022)
PUNTS INSIDE 20	0	at Temple (11/05/2022)
	0	at Houston (10/29/2022)
	0	at Cincinnati (10/08/2022)
	0	vs East Carolina (N) (10/01/2022)
	0	Howard (09/10/2022)
LONG PUNT RETURN	0	at Tulsa (11/18/2022)
	0	SMU (11/12/2022)
	0	at Temple (11/05/2022)
	0	Tulane (10/15/2022)
	0	at Cincinnati (10/08/2022)
	0	BYU (09/03/2022)



**2022-23 South Fla. Football
Opponent Match Lows
All games**

Opponent - Game Lows

RUSHES	25	at Houston (10/29/2022)
YARDS RUSHING	103	at Houston (10/29/2022)
YARDS PER RUSH	3.7	vs East Carolina (N) (10/01/2022)
TD RUSHES	1	vs East Carolina (N) (10/01/2022)
PASS ATTEMPTS	18	at Florida (09/17/2022)
PASS COMPLETIONS	10	at Florida (09/17/2022)
YARDS PASSING	112	at Florida (09/17/2022)
YARDS PER PASS	6.2	at Florida (09/17/2022)
TD PASSES	0	at Florida (09/17/2022)
	0	Howard (09/10/2022)
TOTAL PLAYS	48	at Florida (09/17/2022)
TOTAL OFFENSE	329	at Florida (09/17/2022)
YARDS PER PLAY	5.4	Howard (09/10/2022)
POINTS	20	Howard (09/10/2022)
SACKS BY	0	at Cincinnati (10/08/2022)
	0	at Florida (09/17/2022)
	0	Howard (09/10/2022)
FIRST DOWNS	17	at Florida (09/17/2022)
PENALTIES	2	SMU (11/12/2022)
PENALTY YARDS	20	SMU (11/12/2022)
	20	Tulane (10/15/2022)
INTERCEPTIONS BY	0	at Tulsa (11/18/2022)
	0	at Houston (10/29/2022)
	0	Tulane (10/15/2022)
	0	at Cincinnati (10/08/2022)
	0	vs East Carolina (N) (10/01/2022)
PUNTS	0	SMU (11/12/2022)
	0	at Temple (11/05/2022)
PUNTING AVG	0.0	SMU (11/12/2022)
	0.0	at Temple (11/05/2022)
LONG PUNT	0	SMU (11/12/2022)
	0	at Temple (11/05/2022)
PUNTS INSIDE 20	0	UCF (11/26/2022)
	0	SMU (11/12/2022)
	0	at Temple (11/05/2022)
	0	at Houston (10/29/2022)
	0	at Louisville (09/24/2022)
	0	at Florida (09/17/2022)
LONG PUNT RETURN	0	UCF (11/26/2022)
	0	at Tulsa (11/18/2022)
	0	SMU (11/12/2022)
	0	at Temple (11/05/2022)
	0	at Houston (10/29/2022)
	0	at Cincinnati (10/08/2022)
	0	at Louisville (09/24/2022)
	0	at Florida (09/17/2022)
	0	Howard (09/10/2022)



2022-23 South Fla. Football
Individual Game Highs
All games

South Fla. - Individual Game Highs

RUSHES	26	Brian Battie vs SMU (11/12/2022)
YARDS RUSHING	168	Brian Battie at Tulsa (11/18/2022)
TD RUSHES	2	Byrum Brown vs UCF (11/26/2022)
	2	Brian Battie at Houston (10/29/2022)
	2	Jaren Mangham vs Howard (09/10/2022)
	2	Michel Dukes vs Howard (09/10/2022)
LONG RUSH	68	Brian Battie vs UCF (11/26/2022)
PASS ATTEMPTS	34	Katravis Marsh at Houston (10/29/2022)
PASS COMPLETIONS	24	Katravis Marsh at Houston (10/29/2022)
YARDS PASSING	275	Katravis Marsh at Houston (10/29/2022)
TD PASSES	3	Byrum Brown at Tulsa (11/18/2022)
	3	Katravis Marsh at Temple (11/05/2022)
	3	Gerry Bohanon vs East Carolina (N) (10/01/2022)
LONG PASS	91	Gerry Bohanon vs East Carolina (N) (10/01/2022)
RECEPTIONS	9	Sean Atkins at Tulsa (11/18/2022)
YARDS RECEIVING	180	Jimmy Horn Jr. vs East Carolina (N) (10/01/2022)
TD RECEPTIONS	2	Xavier Weaver at Temple (11/05/2022)
	2	Xavier Weaver at Cincinnati (10/08/2022)
	2	Jimmy Horn Jr. vs East Carolina (N) (10/01/2022)
LONG RECEPTION	91	Jimmy Horn Jr. vs East Carolina (N) (10/01/2022)
PUNTS	6	Colin McCreary vs Tulane (10/15/2022)
	6	Andrew Stokes at Louisville (09/24/2022)
PUNTING AVG	51.0	Colin McCreary at Louisville (09/24/2022)
LONG PUNT	54	Colin McCreary vs East Carolina (N) (10/01/2022)
PUNTS INSIDE 20	3	Andrew Stokes at Louisville (09/24/2022)
LONG PUNT RETURN	33	Sean Atkins vs UCF (11/26/2022)
LONG KICKOFF RETURN	89	Jimmy Horn Jr. vs BYU (09/03/2022)
TACKLES	15	Dwayne Boyles vs Tulane (10/15/2022)
SACKS	3	Jason Vaughn vs Tulane (10/15/2022)
TACKLES FOR LOSS	3	Jason Vaughn vs Tulane (10/15/2022)
	3	DJ Gordon IV at Louisville (09/24/2022)



**2022-23 South Fla. Football
Opponent Individual Match Highs
All games**

Opponent - Individual Game Highs

RUSHES	26	Deneric Prince at Tulsa (11/18/2022)
YARDS RUSHING	265	Edward Saydee at Temple (11/05/2022)
TD RUSHES	3	Edward Saydee at Temple (11/05/2022)
	3	Malik Cunningham at Louisville (09/24/2022)
LONG RUSH	75	Edward Saydee at Temple (11/05/2022)
	75	Tyjae Spears vs Tulane (10/15/2022)
	75	Puka Nacua vs BYU (09/03/2022)
PASS ATTEMPTS	41	Holton Ahlers vs East Carolina (N) (10/01/2022)
PASS COMPLETIONS	31	Clayton Tune at Houston (10/29/2022)
	31	Holton Ahlers vs East Carolina (N) (10/01/2022)
YARDS PASSING	465	Holton Ahlers vs East Carolina (N) (10/01/2022)
TD PASSES	6	Holton Ahlers vs East Carolina (N) (10/01/2022)
LONG PASS	74	Holton Ahlers vs East Carolina (N) (10/01/2022)
RECEPTIONS	9	Nathaniel Dell at Houston (10/29/2022)
YARDS RECEIVING	197	C.J. Johnson vs East Carolina (N) (10/01/2022)
TD RECEPTIONS	4	C.J. Johnson vs East Carolina (N) (10/01/2022)
LONG RECEPTION	74	C.J. Johnson vs East Carolina (N) (10/01/2022)
FIELD GOALS	4	Camden Price at Temple (11/05/2022)
LONG FIELD GOALS	45	Collin Rogers vs SMU (11/12/2022)
PUNTS	3	Lachlan Wilson at Tulsa (11/18/2022)
	3	Casey Glover vs Tulane (10/15/2022)
	3	Mason Fletcher at Cincinnati (10/08/2022)
	3	Luke Larsen vs East Carolina (N) (10/01/2022)
	3	Mark Vassett at Louisville (09/24/2022)
	3	Phillip Richards vs Howard (09/10/2022)
PUNTING AVG	46.0	Mitch McCarthy vs UCF (11/26/2022)
LONG PUNT	54	Jeremy Crawshaw at Florida (09/17/2022)
PUNTS INSIDE 20	3	Mason Fletcher at Cincinnati (10/08/2022)
LONG PUNT RETURN	60	Malik Fleming vs East Carolina (N) (10/01/2022)
LONG KICKOFF RETURN	29	Jayce Rogers at Houston (10/29/2022)
TACKLES	16	Ty Van Fossen at Cincinnati (10/08/2022)
SACKS	1	Ricky Barber vs UCF (11/26/2022)
	1	Ahmaad Moses vs SMU (11/12/2022)
	1	DeVere Levelston vs SMU (11/12/2022)
	1	Brenyen Scott at Temple (11/05/2022)
	1	Latrell Bankston at Houston (10/29/2022)
	1	Chidozie Nwankwo at Houston (10/29/2022)
	1	Chad Stephens vs East Carolina (N) (10/01/2022)
	1	Quincy Riley at Louisville (09/24/2022)
	1	YaYa Diaby at Louisville (09/24/2022)
	1	Yasir Abdullah at Louisville (09/24/2022)
	1	Jacob Boren vs BYU (09/03/2022)
TACKLES FOR LOSS	2.5	Wilson Huber at Cincinnati (10/08/2022)
INTERCEPTIONS	1	Justin Hodges vs UCF (11/26/2022)
	1	Jahari Rogers vs SMU (11/12/2022)
	1	Alex Odom at Temple (11/05/2022)
	1	Josh Minkins at Louisville (09/24/2022)
	1	Chandler Jones at Louisville (09/24/2022)
	1	Tre'Vez Johnson at Florida (09/17/2022)
	1	Jalen Kimber at Florida (09/17/2022)
	1	Robert Jones III vs Howard (09/10/2022)
	1	Max Tooley vs BYU (09/03/2022)



**2022-23 South Fla. Football
Individual Statistics
All games**

Rushing

Player	gp	att	gain	loss	net	avg	td	lg	avg/g
Brian Battie	12	175	1236	51	1185	6.8	8	68	98.8
Gerry Bohanon	7	60	418	32	386	6.4	3	59	55.1
Michel Dukes	11	54	193	5	188	3.5	5	28	17.1
Byrum Brown	4	31	208	29	179	5.8	3	42	44.8
K'wan Powell	8	24	124	1	123	5.1	1	37	15.4
Jaren Mangham	4	24	106	2	104	4.3	3	23	26.0
Jimmy Horn Jr.	11	9	105	10	95	10.6	1	55	8.6
Jason Albritton	6	12	72	0	72	6.0	1	18	12.0
Kelley Joiner Jr.	4	12	44	0	44	3.7	0	10	11.0
Mychael Hamilton	5	10	28	1	27	2.7	0	12	5.4
Katravis Marsh	6	20	73	51	22	1.1	0	24	3.7
Sean Atkins	11	2	9	0	9	4.5	0	6	0.8
Xavier Weaver	9	1	1	0	1	1.0	0	1	0.1
Omarion Dollison	11	1	0	5	-5	-5.0	0	0	-0.5
Andrew Stokes	6	2	0	35	-35	-17.5	0	0	-5.8
Team	12	3	0	21	-21	-7.0	0	0	-1.8
Total	12	440	2617	243	2374	5.4	25	68	197.8
Opponents	12	460	3031	216	2815	6.1	37	75	234.6

Passing

Player	gp	effic	comp-att-int	pct	yds	td	lg	avg/g
Gerry Bohanon	7	117.9	91-160-6	56.9	1070	6	91	152.9
Katravis Marsh	6	129.7	58-113-2	51.3	827	7	73	137.8
Byrum Brown	4	168.9	36-50-1	72.0	404	5	37	101.0
Michel Dukes	11	139.2	3-3-0	100.0	14	0	18	1.3
Total	12	130.0	188-326-9	57.7	2315	18	91	192.9
Opponents	12	167.9	275-375-6	73.3	3384	25	74	282.0

Receiving

Player	gp	no.	yds	avg	td	lg	avg/g
Xavier Weaver	9	53	718	13.5	6	63	79.8
Jimmy Horn Jr.	11	37	551	14.9	3	91	50.1
Sean Atkins	11	19	238	12.5	3	37	21.6
Brian Battie	12	14	91	6.5	0	31	7.6
Omarion Dollison	11	12	176	14.7	0	40	16.0
Michel Dukes	11	8	72	9.0	0	35	6.5
Yusuf Terry	10	7	57	8.1	0	14	5.7
Kelley Joiner Jr.	4	7	45	6.4	0	24	11.3
Holden Willis	10	6	69	11.5	1	24	6.9
Jaren Mangham	4	4	24	6.0	0	10	6.0
Khafre Brown	9	4	61	15.3	0	20	6.8
Gunnar Greenwald	8	4	37	9.3	0	16	4.6
Chris Carter	9	3	9	3.0	1	6	1.0
Chris Mottillo	10	3	37	12.3	1	20	3.7
Ajou Ajou	1	2	9	4.5	0	5	9.0
Garret Reynolds	6	2	14	7.0	0	7	2.3
Jayson Littlejohn	10	2	34	17.0	2	17	3.4
Dequan Stanley	7	1	73	73.0	1	73	10.4
Total	12	188	2315	12.3	18	91	192.9
Opponents	12	275	3384	12.3	25	74	282.0

Punt Returns

Player	no.	yds	avg	td	lg
Sean Atkins	8	64	8.0	0	33
Xavier Weaver	4	36	9.0	0	20
Total	12	100	8.3	0	33
Opponents	8	77	9.6	0	60

Interceptions

Player	no.	yds	avg	td	lg
Aamaris Brown	2	0	0.0	0	0
Matthew Hill	1	0	0.0	0	0
Mekhi LaPointe	1	12	12.0	0	12
Dwayne Boyles	1	37	37.0	0	37
Jayden Curry	1	0	0.0	0	0
Total	6	49	8.2	0	37
Opponents	9	94	10.4	2	39

Kick Returns

Player	no.	yds	avg	td	lg
Brian Battie	33	659	20.0	0	48
Jimmy Horn Jr.	7	209	29.9	1	89
Michel Dukes	4	106	26.5	0	34
Sean Atkins	1	2	2.0	0	2
Timarcus Simpson	1	0	0.0	0	0
Jason Albritton	1	18	18.0	0	18
Total	47	994	21.1	1	89
Opponents	9	166	18.4	0	29

Fumble Returns

Player	no.	yds	avg	td	lg
Matthew Hill	1	12	12.0	0	12
Dwayne Boyles	2	0	0.0	0	0
Jayden Curry	2	0	0.0	0	0
Rashawn Yates	1	0	0.0	0	0
Christian Williams	1	0	0.0	0	0
Jatorian Hansford	1	0	0.0	0	0
Brian Battie	1	0	0.0	0	0
Eddie Kelly	1	0	0.0	0	0
Total	10	12	1.2	0	12
Opponents	11	18	1.6	0	11



**2022-23 South Fla. Football
Individual Statistics
All games**

Scoring

Player	td	fg	PAT				dxp	saf	pts
			kick	rush	rcv	pass			
Spencer Shrader	-	9-13	37-37	-	-	-	-	-	64
Brian Battie	8	-	-	1	-	-	-	-	50
Xavier Weaver	6	-	-	-	1	-	-	-	38
Jimmy Horn Jr.	5	-	-	-	1	-	-	-	32
Michel Dukes	5	-	-	-	-	-	-	-	30
Sean Atkins	3	-	-	-	1	1	-	-	20
Gerry Bohanon	3	-	-	-	-	-	-	-	18
Jaren Mangham	3	-	-	-	-	-	-	-	18
Byrum Brown	3	-	-	-	-	2	-	-	18
Jayson Littlejohn	2	-	-	-	-	-	-	-	12
Chris Carter	1	-	-	-	-	-	-	-	6
Chris Mottillo	1	-	-	-	-	-	-	-	6
Holden Willis	1	-	-	-	-	-	-	-	6
K'wan Powell	1	-	-	-	-	-	-	-	6
Dequan Stanley	1	-	-	-	-	-	-	-	6
Jason Albritton	1	-	-	-	-	-	-	-	6
Total	44	9-13	37-37	1	3	3	0	0	336
Opponents	64	15-18	61-62	0	1	1	0	1	494

Total Offense

Player	g	plays	rush	pass	total	avg/g
Gerry Bohanon	7	220	386	1070	1456	208.0
Brian Battie	12	175	1185	0	1185	98.8
Katravis Marsh	6	133	22	827	849	141.5
Byrum Brown	4	81	179	404	583	145.8
Michel Dukes	11	57	188	14	202	18.4
K'wan Powell	8	24	123	0	123	15.4
Jaren Mangham	4	24	104	0	104	26.0
Jimmy Horn Jr.	11	9	95	0	95	8.6
Jason Albritton	6	12	72	0	72	12.0
Kelley Joiner Jr.	4	12	44	0	44	11.0
Mychael Hamilton	5	10	27	0	27	5.4
Sean Atkins	11	2	9	0	9	0.8
Xavier Weaver	9	1	1	0	1	0.1
Omarion Dollison	11	1	-5	0	-5	-0.5
Andrew Stokes	6	2	-35	0	-35	-5.8
Team	12	0	-21	0	-21	-1.8
Total	12	766	2374	2315	4689	390.8
Opponents	12	835	2815	3384	6199	516.6

Field Goals

Player	fg	pct.	01-19	20-29	30-39	40-49	50-99	lg	blk
Spencer Shrader	9-13	69.2	1-1	3-3	3-4	2-4	0-1	49	0
Opponents	15-18	83.3	0-0	7-7	7-8	1-1	0-2	45	0

Punting

Player	no.	yds	avg	lg	tb	fc	i20	50+	blk
Colin McCreary	25	1018	40.7	54	1	14	5	3	0
Andrew Stokes	16	661	41.3	52	0	4	7	3	0
Total	41	1679	41.0	54	1	18	12	6	0
Opponents	25	1004	40.2	54	0	8	12	3	0

FG Sequence

Team Name	South Fla.	Opponents
Howard	54	50
Florida	(22),(49),49	(31)
Louisville	(37)	(29),(25)
Cincinnati	(21)	
Houston	31	
Temple	44	(32),(34),(32),(35)
SMU	(41)	(22),53,(45)
Tulsa	(25),(34)	(23),(25)
UCF	(34)	(27)
Tulane	(16)	(20),31
BYU		(39),(37)

Kickoffs

Player	no.	yds	avg	tb	ob	retn	net	ydIn
Spencer Shrader	63	3966	63.0	50	0			
Total	63	3966	63.0	50	0	11	39.9	25
Opponents	92	5268	57.3	32	3	50	37	27

Numbers in (parentheses) indicate field goal was made



2022-23 South Fla. Football
Individual Statistics
All games

All Purpose

Player	g	rush	rcv	pr	kr	ir	total	avg/g
Brian Battie	12	1185	91	0	659	0	1935	161.3
Jimmy Horn Jr.	11	95	551	0	209	0	855	77.7
Xavier Weaver	9	1	718	36	0	0	755	83.9
Gerry Bohanon	7	386	0	0	0	0	386	55.1
Michel Dukes	11	188	72	0	106	0	366	33.3
Sean Atkins	11	9	238	64	2	0	313	28.5
Byrum Brown	4	179	0	0	0	0	179	44.8
Omarion Dollison	11	-5	176	0	0	0	171	15.5
Jaren Mangham	4	104	24	0	0	0	128	32.0
K'wan Powell	8	123	0	0	0	0	123	15.4
Jason Albritton	6	72	0	0	18	0	90	15.0
Kelley Joiner Jr.	4	44	45	0	0	0	89	22.3
Dequan Stanley	7	0	73	0	0	0	73	10.4
Holden Willis	10	0	69	0	0	0	69	6.9
Khafre Brown	9	0	61	0	0	0	61	6.8
Yusuf Terry	10	0	57	0	0	0	57	5.7
Dwayne Boyles	12	0	0	0	0	37	37	3.1
Chris Mottillo	10	0	37	0	0	0	37	3.7
Gunnar Greenwald	8	0	37	0	0	0	37	4.6
Jayson Littlejohn	10	0	34	0	0	0	34	3.4
Mychael Hamilton	5	27	0	0	0	0	27	5.4
Katravis Marsh	6	22	0	0	0	0	22	3.7
Garret Reynolds	6	0	14	0	0	0	14	2.3
Mekhi LaPointe	11	0	0	0	0	12	12	1.1
Chris Carter	9	0	9	0	0	0	9	1.0
Ajou Ajou	1	0	9	0	0	0	9	9.0
Andrew Stokes	6	-35	0	0	0	0	-35	-5.8
Team	12	-21	0	0	0	0	-21	-1.8
Total	12	2374	2315	100	994	49	5832	486.0
Opponents	12	2815	3384	77	166	94	6536	544.7



**2022-23 South Fla. Football
Combined Team Statistics
All games**

##	Player	gp	Tackles				Sacks	Pass defense			Fumbles		blkd	
			ua	a	tot	tfl/yds		no-yds	int-yds	brup	qbh	fr-yds	ff	kick
11	Dwayne Boyles	12	71	42	113	10-17	1-3	1-37	3	2	2-0	3	.	.
8	DJ Gordon IV	11	39	27	66	6.5-9	.	.	1	1	.	2	.	.
22	Mekhi LaPointe	11	38	15	53	2-7	1-4	1-12	1	.	.	1	.	.
33	Timarcus Simpson	12	35	9	44	1-21	2	.	.
15	Jayden Curry	12	25	15	40	.	.	1-0	.	1	2-0	.	.	.
4	Christian Williams	10	26	14	40	2-5	.	.	3	.	1-0	.	.	.
13	Tramel Logan	12	16	21	37	5.5-16	0.5-3	.	2	1
2	TJ Robinson	9	25	12	37	0.5-1	.	.	1	1
40	Jason Vaughn	12	27	8	35	8.5-34	5-24	.	2	1
23	Davon Hicks	10	20	13	33	3.5-14	.	.	.	1
7	Will Jones II	12	20	12	32	1-4	.	.	2
1	Matthew Hill	10	15	15	30	1-6	.	1-0	.	1	1-12	1	.	.
9	Aamaris Brown	11	18	8	26	.	.	2-0	5
5	Antonio Grier	4	12	9	21	0.5-1
28	Jatorian Hansford	10	10	9	19	5-17	2.5-12	.	.	.	1-0	2	.	.
16	Eddie Kelly	11	8	11	19	1.5-2	.	.	1	1	1-0	.	.	.
99	Darrien Grant	12	12	6	18	1.5-6
6	Rashawn Yates	10	10	6	16	.	.	.	1	.	1-0	.	.	.
90	Rashad Cheney Jr.	6	5	11	16	3-5	.	.	.	1
0	Daquan Evans	6	10	5	15
24	Mac Harris	10	5	6	11
34	Joshua Green	12	7	3	10	2-4	.	.	1	.	.	1	.	.
19	Jonathan Ross	10	7	2	9	3-13	2-11	.	.	1
17	Jhalyn Shuler	10	5	3	8	1-3
21	Jaalen Stokes	5	4	3	7	1-5	1-5
10	Nick Bags	9	.	5	5
12	Ben Knox	12	5	.	5
25	Christopher Townsel	8	1	4	5	1-4
53	De'Juan Sease	9	2	2	4
29	Brian Norris	3	2	1	3
37	Logan Berryhill	9	3	.	3
18	Ray Thornton III	3	1	2	3	.	.	.	1
45	CJ Ross	9	1	2	3
4	Omarion Dollison	11	2	.	2
48	Andrew Beardall	12	.	1	1
38	Sean Atkins	11	1	.	1
92	Jbril Glaze	4	.	1	1
2	Michel Dukes	11	1	.	1
21	Brian Battie	12	1	.	1	1-0	.	.	.
12	Katravis Marsh	6	1	.	1
42	Lewai Mitchell	2	.	1	1
14	Dequan Stanley	7	1	.	1



**2022-23 South Fla. Football
Total Tackles Game-by-Game
All games**

Total Tackles

Player	S-A	Total	BYU	HOW	UF	LOU	ECU	UC	Tulane	UH	Temple	SMU	Tulsa	UCF
Dwayne Boyles	71-42	113	6-2	5-4	2-2	4-3	4-8	4-7	12-3	7-3	6-4	7-2	9-2	5-2
DJ Gordon IV	39-27	66	3-2	4-2	-	4-5	5-6	4-2	DNP	6-2	6-3	2-2	1-0	4-3
Mekhi LaPointe	38-15	53	8-2	4-0	4-3	1-1	8-2	-	DNP	3-1	1-2	0-1	3-1	6-2
Timarcus Simpson	35-9	44	2-0	3-0	2-2	3-0	2-1	6-2	8-1	2-0	1-2	2-1	4-0	-
Christian Williams	26-14	40	1-0	DNP	DNP	2-1	3-2	2-2	4-2	3-2	4-2	1-2	2-0	4-1
Jayden Curry	25-15	40	3-2	3-2	0-1	0-1	1-1	1-4	1-0	1-0	2-1	3-1	5-1	5-1
TJ Robinson	25-12	37	4-1	3-2	3-2	6-2	DNP	DNP	2-0	0-1	DNP	3-2	3-1	1-1
Tramel Logan	16-21	37	4-0	3-2	0-1	1-4	2-2	0-3	3-0	0-2	-	2-5	1-1	0-1
Jason Vaughn	27-8	35	1-0	2-1	0-1	2-0	3-0	2-1	4-0	1-0	1-0	3-4	3-1	5-0
Davon Hicks	20-13	33	1-0	2-2	DNP	0-1	1-2	4-2	6-3	0-1	1-1	5-0	DNP	0-1
Will Jones II	20-12	32	1-1	1-1	-	-	1-0	0-1	1-1	2-4	3-2	3-1	1-0	7-1
Matthew Hill	15-15	30	1-1	DNP	0-2	4-2	1-1	1-0	2-2	4-2	1-4	1-1	-	DNP
Aamaris Brown	18-8	26	2-0	1-1	1-1	0-1	1-0	2-2	3-1	1-1	2-1	1-0	4-0	DNP
Antonio Grier	12-9	21	1-2	DNP	5-5	6-2	DNP	DNP	DNP	DNP	DNP	DNP	-	DNP
Jatorian Hansford	10-9	19	2-0	3-0	1-1	1-3	1-0	1-2	0-2	0-1	DNP	DNP	-	1-0
Eddie Kelly	8-11	19	1-0	0-1	0-2	3-1	0-1	0-1	1-2	3-1	0-2	-	-	DNP
Darrien Grant	12-6	18	0-1	1-1	0-1	-	-	0-1	0-1	-	1-0	3-0	3-1	4-0
Rashawn Yates	10-6	16	-	1-0	0-1	1-0	DNP	DNP	2-2	-	3-2	0-1	2-0	1-0
Rashad Cheney Jr.	5-11	16	2-1	0-6	-	0-2	2-1	1-1	DNP	DNP	DNP	DNP	DNP	DNP
Daquan Evans	10-5	15	2-2	DNP	DNP	DNP	DNP	DNP	1-1	1-1	2-1	-	DNP	4-0
Mac Harris	5-6	11	-	0-1	-	-	-	1-1	1-1	0-2	DNP	DNP	3-1	-
Joshua Green	7-3	10	0-1	1-1	-	1-0	-	-	-	-	-	2-1	1-0	2-0
Jonathan Ross	7-2	9	-	1-0	-	-	-	0-1	DNP	DNP	2-0	2-1	1-0	1-0
Jhalyn Shuler	5-3	8	-	1-2	-	1-1	1-0	-	-	DNP	DNP	-	-	2-0
Jaelen Stokes	4-3	7	-	3-2	DNP	DNP	0-1	-	1-0	DNP	DNP	DNP	DNP	DNP
Ben Knox	5-0	5	-	-	1-0	-	3-0	-	-	-	-	-	1-0	-
Christopher Townsel	1-4	5	DNP	DNP	DNP	DNP	-	-	-	-	-	-	1-4	-
Nick Bags	0-5	5	-	0-2	-	0-1	DNP	0-1	-	0-1	DNP	-	DNP	-
De'Juan Sease	2-2	4	-	-	DNP	1-1	-	-	DNP	DNP	-	1-1	-	-
Logan Berryhill	3-0	3	-	-	-	2-0	-	DNP	-	-	-	DNP	1-0	DNP
Brian Norris	2-1	3	-	2-1	-	DNP	DNP	DNP	DNP	DNP	DNP	DNP	DNP	DNP
Ray Thornton III	1-2	3	DNP	-	1-1	0-1	DNP	DNP	DNP	DNP	DNP	DNP	DNP	DNP
CJ Ross	1-2	3	-	-	DNP	DNP	-	-	1-0	-	0-1	-	0-1	DNP
Omarion Dollison	2-0	2	1-0	-	-	-	DNP	-	1-0	-	-	-	-	-
Michel Dukes	1-0	1	-	-	-	-	-	DNP	-	-	-	1-0	-	-
Katravis Marsh	1-0	1	DNP	-	DNP	-	DNP	DNP	-	-	1-0	-	DNP	DNP
Dequan Stanley	1-0	1	DNP	DNP	DNP	DNP	DNP	-	1-0	-	-	-	-	-
Brian Battie	1-0	1	-	-	-	-	-	-	1-0	-	-	-	-	-
Sean Atkins	1-0	1	-	-	-	1-0	-	-	-	DNP	-	-	-	-
Keeon Terrell	1-0	1	DNP	1-0	DNP	DNP	DNP	DNP	DNP	DNP	DNP	DNP	DNP	DNP
Lewai Mitchell	0-1	1	DNP	DNP	DNP	0-1	DNP	DNP	DNP	DNP	DNP	DNP	-	DNP
Andrew Beardall	0-1	1	-	-	-	-	-	-	-	0-1	-	-	-	-
Jbril Glaze	0-1	1	DNP	DNP	DNP	DNP	DNP	DNP	-	-	-	DNP	DNP	0-1



2022-23 South Fla. Football
Rushing/Receiving Game-by-Game
All games

Rushing

Player	No-Yds/TD	BYU	HOW	UF	LOU	ECU	UC	Tulane	UH	Temple	SMU	Tulsa	UCF
Brian Battie	175-1185/8	3-14/1	7-105/1	17-150/1	9-26/0	15-96/0	23-82/1	7-20/0	12-106/2	19-129/0	26-145/0	18-168/1	19-144/1
Gerry Bohanon	60-386/3	4-28/0	2-9/0	15-102/1	7--3/0	13-74/1	14-117/0	5-59/1	DNP	DNP	DNP	DNP	DNP
Michel Dukes	54-188/5	5-23/0	3-34/2	7-12/1	3-11/0	6-16/0	DNP	5-14/0	5-21/1	5-8/0	4-10/0	6-23/0	5-16/1
Byrum Brown	31-179/3	DNP	DNP	DNP	DNP	DNP	DNP	DNP	DNP	3--4/0	1--2/0	12-76/1	15-109/2
K'wan Powell	24-123/1	DNP	2-3/1	DNP	8-45/0	DNP	4-15/0	3-15/0	2-5/0	2-28/0	2-6/0	1-6/0	DNP
Jaren Mangham	24-104/3	10-39/1	7-28/2	5-33/0	2-4/0	DNP	DNP	DNP	DNP	DNP	DNP	DNP	DNP
Katravis Marsh	20-22/0	DNP	-	DNP	1--13/0	DNP	DNP	4--2/0	7-20/0	4-14/0	4-3/0	DNP	DNP
Jason Albritton	12-72/1	DNP	2-9/0	DNP	DNP	DNP	DNP	DNP	-	4-40/0	4-16/1	1-4/0	1-3/0
Kelley Joiner Jr.	12-44/0	DNP	DNP	DNP	DNP	DNP	DNP	2-11/0	4-8/0	4-15/0	DNP	DNP	2-10/0
Mychael Hamilton	10-27/0	3-5/0	4-17/0	-	3-5/0	DNP	DNP	-	DNP	DNP	DNP	DNP	DNP
Jimmy Horn Jr.	9-95/1	1-12/0	-	-	DNP	1-10/0	2-10/0	1-2/0	1--6/0	2-51/1	-	-	1-16/0
Sean Atkins	2-9/0	-	-	1-3/0	-	1-6/0	-	-	DNP	-	-	-	-
Andrew Stokes	2--35/0	-	-	-	1--22/0	DNP	DNP	DNP	DNP	DNP	-	1--13/0	DNP
Xavier Weaver	1-1/0	-	-	-	DNP	-	-	-	-	-	1-1/0	DNP	DNP
Omarion Dollison	1--5/0	-	-	-	1--5/0	DNP	-	-	-	-	-	-	-

Receiving

Player	No-Yds/TD	BYU	HOW	UF	LOU	ECU	UC	Tulane	UH	Temple	SMU	Tulsa	UCF
Xavier Weaver	53-718/6	5-113/0	7-57/0	8-82/0	DNP	5-55/0	7-112/2	4-36/1	7-84/0	6-119/2	4-60/1	DNP	DNP
Jimmy Horn Jr.	37-551/3	2-10/0	2-52/0	-	DNP	8-180/2	1-2/0	5-98/1	4-39/0	1-18/0	3-60/0	6-42/0	5-50/0
Sean Atkins	19-238/3	-	1-8/0	-	2-35/0	1-4/1	-	-	DNP	1-19/0	4-55/0	9-115/1	1-2/1
Brian Battie	14-91/0	2-10/0	-	2-7/0	-	3-10/0	1-1/0	1-7/0	4-47/0	-	-	-	1-9/0
Omarion Dollison	12-176/0	-	1-39/0	1-7/0	4-31/0	DNP	1-8/0	-	1-40/0	1-13/0	-	1-18/0	2-20/0
Michel Dukes	8-72/0	-	1-3/0	-	1--2/0	-	DNP	1-35/0	1-6/0	1-14/0	1-3/0	1-4/0	1-9/0
Yusuf Terry	7-57/0	DNP	-	-	4-38/0	-	-	2-10/0	-	1-9/0	-	-	DNP
Kelley Joiner Jr.	7-45/0	DNP	DNP	DNP	DNP	DNP	DNP	-	4-32/0	2--4/0	DNP	DNP	1-17/0
Holden Willis	6-69/1	1-4/0	-	-	DNP	-	DNP	-	1-19/0	1-2/1	-	1-11/0	2-33/0
Khafre Brown	4-61/0	-	1-19/0	1-20/0	-	-	1-16/0	-	1-6/0	-	DNP	DNP	DNP
Gunnar Greenwald	4-37/0	2-12/0	2-25/0	-	-	-	-	-	-	DNP	DNP	DNP	DNP
Jaren Mangham	4-24/0	3-14/0	1-10/0	-	-	DNP	DNP	DNP	DNP	DNP	DNP	DNP	DNP
Chris Mottillo	3-37/1	-	-	DNP	DNP	1-4/0	-	-	-	-	-	2-33/1	-
Chris Carter	3-9/1	-	1-6/0	-	1-1/0	DNP	-	-	1-2/1	DNP	-	DNP	-
Jayson Littlejohn	2-34/2	-	-	-	DNP	DNP	-	-	-	-	1-17/1	1-17/1	-
Garret Reynolds	2-14/0	-	-	DNP	1-7/0	-	DNP	DNP	DNP	-	1-7/0	DNP	DNP
Ajou Ajou	2-9/0	2-9/0	DNP	DNP	DNP	DNP	DNP	DNP	DNP	DNP	DNP	DNP	DNP
Dequan Stanley	1-73/1	DNP	DNP	DNP	DNP	DNP	-	1-73/1	-	-	-	-	-



**2022-23 South Fla. Football
Returns Game-by-Game
All games**

Punt Returns

Player	No-Yds	BYU	HOW	UF	LOU	ECU	UC	Tulane	UH	Temple	SMU	Tulsa	UCF
Sean Atkins	8-64	-	1-6	-	2-11	2-16	-	1--2	DNP	-	-	1-0	1-33
Xavier Weaver	4-36	-	1-8	1-20	DNP	-	-	-	2-8	-	-	DNP	DNP

Kick Returns

Player	No-Yds	BYU	HOW	UF	LOU	ECU	UC	Tulane	UH	Temple	SMU	Tulsa	UCF
Brian Battie	33-659	7-150	1-20	4-93	2-42	2-32	2-24	1-13	2-15	7-164	1-6	-	4-100
Jimmy Horn Jr.	7-209	1-89	1-32	-	DNP	-	-	-	-	-	1-20	4-68	-
Michel Dukes	4-106	-	1-31	-	-	3-75	DNP	-	-	-	-	-	-
Jason Albritton	1-18	DNP	-	DNP	DNP	DNP	DNP	DNP	-	1-18	-	-	-
Sean Atkins	1-2	-	-	-	-	-	-	-	DNP	-	-	1-2	-
Timarcus Simpson	1-0	-	-	-	-	-	-	-	-	-	-	-	1-0

Interceptions Returns

Player	No-Yds	BYU	HOW	UF	LOU	ECU	UC	Tulane	UH	Temple	SMU	Tulsa	UCF
Aamaris Brown	2-0	-	-	1-0	-	-	1-0	-	-	-	-	-	DNP
Dwayne Boyles	1-37	-	-	1-37	-	-	-	-	-	-	-	-	-
Mekhi LaPointe	1-12	1-12	-	-	-	-	-	DNP	-	-	-	-	-
Matthew Hill	1-0	-	DNP	-	-	-	1-0	-	-	-	-	-	DNP
Jayden Curry	1-0	-	1-0	-	-	-	-	-	-	-	-	-	-

Fumble Returns

Player	No-Yds	BYU	HOW	UF	LOU	ECU	UC	Tulane	UH	Temple	SMU	Tulsa	UCF
Dwayne Boyles	2-0	-	-	-	-	-	-	-	-	-	-	-	2-0
Jayden Curry	2-0	-	1-0	-	-	1-0	-	-	-	-	-	-	-
Matthew Hill	1-12	-	DNP	-	1-12	-	-	-	-	-	-	-	DNP
Christian Williams	1-0	-	DNP	DNP	-	-	-	-	-	-	-	-	1-0
Rashawn Yates	1-0	-	1-0	-	-	DNP	DNP	-	-	-	-	-	-
Eddie Kelly	1-0	-	-	-	-	-	-	-	1-0	-	-	-	DNP
Brian Battie	1-0	-	-	-	1-0	-	-	-	-	-	-	-	-
Jatorian Hansford	1-0	-	-	-	-	-	-	1-0	-	DNP	DNP	-	-



**2022-23 South Fla. Football
All-Purpose Yards Game-by-Game
All games**

Player	Total	BYU	HOW	UF	LOU	ECU	UC	Tulane	UH	Temple	SMU	Tulsa	UCF
Brian Battie	1935	174	125	250	68	138	107	40	168	293	151	168	253
Jimmy Horn Jr.	855	111	84	-	DNP	190	12	100	33	69	80	110	66
Xavier Weaver	755	113	65	102	DNP	55	112	36	92	119	61	DNP	DNP
Gerry Bohanon	386	28	9	102	-3	74	117	59	DNP	DNP	DNP	DNP	DNP
Michel Dukes	366	23	68	12	9	91	DNP	49	27	22	13	27	25
Sean Atkins	313	-	14	3	46	26	-	-2	DNP	19	55	117	35
Byrum Brown	179	DNP	DNP	DNP	DNP	DNP	DNP	DNP	DNP	-4	-2	76	109
Omarion Dollison	171	-	39	7	26	DNP	8	-	40	13	-	18	20
Jaren Mangham	128	53	38	33	4	DNP	DNP	DNP	DNP	DNP	DNP	DNP	DNP
K'wan Powell	123	DNP	3	DNP	45	DNP	15	15	5	28	6	6	DNP
Jason Albritton	90	DNP	9	DNP	DNP	DNP	DNP	DNP	-	58	16	4	3
Kelley Joiner Jr.	89	DNP	DNP	DNP	DNP	DNP	DNP	11	40	11	DNP	DNP	27
Dequan Stanley	73	DNP	DNP	DNP	DNP	DNP	-	73	-	-	-	-	-
Holden Willis	69	4	-	-	DNP	-	DNP	-	19	2	-	11	33
Khafre Brown	61	-	19	20	-	-	16	-	6	-	DNP	DNP	DNP
Yusuf Terry	57	DNP	-	-	38	-	-	10	-	9	-	-	DNP
Dwayne Boyles	37	-	-	37	-	-	-	-	-	-	-	-	-
Chris Mottillo	37	-	-	DNP	DNP	4	-	-	-	-	-	33	-
Gunnar Greenwald	37	12	25	-	-	-	-	-	-	DNP	DNP	DNP	DNP
Jayson Littlejohn	34	-	-	-	DNP	DNP	-	-	-	-	17	17	-
Mychael Hamilton	27	5	17	-	5	DNP	DNP	-	DNP	DNP	DNP	DNP	DNP
Katravis Marsh	22	DNP	-	DNP	-13	DNP	DNP	-2	20	14	3	DNP	DNP
Garret Reynolds	14	-	-	DNP	7	-	DNP	DNP	DNP	-	7	DNP	DNP
Mekhi LaPointe	12	12	-	-	-	-	-	DNP	-	-	-	-	-
Ajou Ajou	9	9	DNP	DNP	DNP	DNP	DNP	DNP	DNP	DNP	DNP	DNP	DNP
Chris Carter	9	-	6	-	1	DNP	-	-	2	DNP	-	DNP	-
Andrew Stokes	-35	-	-	-	-22	DNP	DNP	DNP	DNP	DNP	-	-13	DNP



2022-23 South Fla. Football
Sacks Game-by-Game
All games

Player	UA-A	Total	BYU	HOW	UF	LOU	ECU	UC	Tulane	UH	Temple	SMU	Tulsa	UCF
Jason Vaughn	5-0	5	-	-	-	-	1-8	1-6	3-10	-	-	-	-	-
Jatorian Hansford	2-1	2.5	1-1	-	-	0.5-2	-	1-9	-	-	DNP	DNP	-	-
Jonathan Ross	2-0	2	-	1-7	-	-	-	-	DNP	DNP	-	-	-	1-4
Dwayne Boyles	1-0	1	-	-	-	-	-	-	1-3	-	-	-	-	-
Jaelen Stokes	1-0	1	-	1-5	DNP	DNP	-	-	-	DNP	DNP	DNP	DNP	DNP
Mekhi LaPointe	1-0	1	-	-	1-4	-	-	-	DNP	-	-	-	-	-
Keeon Terrell	1-0	1	DNP	1-5	DNP	DNP	DNP	DNP	DNP	DNP	DNP	DNP	DNP	DNP
Tramel Logan	0-1	0.5	-	-	-	0.5-3	-	-	-	-	-	-	-	-



**2022-23 South Fla. Football
Tackles For Loss Game-by-Game
All games**

Player	UA-A	Total	BYU	HOW	UF	LOU	ECU	UC	Tulane	UH	Temple	SMU	Tulsa	UCF
Dwayne Boyles	8-4	10.0	2.0-2	-	-	0.5-1	1.5-4	1.5-3	2.0-4	1.5-2	-	1.0-1	-	-
Jason Vaughn	8-1	8.5	1.0-4	-	-	-	2.0-12	1.0-6	3.0-10	-	-	1.5-2	-	-
DJ Gordon IV	6-1	6.5	-	1.5-1	-	3.0-6	1.0-1	-	DNP	-	-	-	1.0-1	-
Tramel Logan	3-5	5.5	2.0-8	-	-	1.0-3	-	-	1.0-2	0.5-0	-	0.5-1	0.5-2	-
Jatorian Hansford	4-2	5.0	1.0-1	1.0-2	1.0-2	0.5-2	-	1.5-10	-	-	DNP	DNP	-	-
Davon Hicks	3-1	3.5	-	1.5-6	DNP	-	-	-	-	-	1.0-7	1.0-1	DNP	-
Jonathan Ross	3-0	3.0	-	1.0-7	-	-	-	-	DNP	DNP	-	-	1.0-2	1.0-4
Rashad Cheney Jr.	2-2	3.0	-	0.5-1	-	-	2.5-4	-	DNP	DNP	DNP	DNP	DNP	DNP
Christian Williams	2-0	2.0	-	DNP	DNP	-	-	-	1.0-1	-	-	-	-	1.0-4
Mekhi LaPointe	2-0	2.0	-	-	2.0-7	-	-	-	DNP	-	-	-	-	-
Joshua Green	2-0	2.0	-	1.0-3	-	-	-	-	-	-	-	1.0-1	-	-
Eddie Kelly	1-1	1.5	-	-	0.5-0	-	-	-	-	1.0-2	-	-	-	DNP
Darrien Grant	1-1	1.5	-	-	-	-	-	-	-	-	-	-	0.5-2	1.0-4
Matthew Hill	1-0	1.0	-	DNP	-	-	-	-	1.0-6	-	-	-	-	DNP
Will Jones II	1-0	1.0	1.0-4	-	-	-	-	-	-	-	-	-	-	-
Jhalyn Shuler	1-0	1.0	-	1.0-3	-	-	-	-	-	DNP	DNP	-	-	-
Jaelen Stokes	1-0	1.0	-	1.0-5	DNP	DNP	-	-	-	DNP	DNP	DNP	DNP	DNP
Christopher Townsel	1-0	1.0	DNP	DNP	DNP	DNP	-	-	-	-	-	-	1.0-4	-
Timarcus Simpson	1-0	1.0	-	1.0-21	-	-	-	-	-	-	-	-	-	-
Keeon Terrell	1-0	1.0	DNP	1.0-5	DNP	DNP	DNP	DNP	DNP	DNP	DNP	DNP	DNP	DNP
TJ Robinson	0-1	0.5	-	0.5-1	-	-	DNP	DNP	-	-	DNP	-	-	-
Antonio Grier	0-1	0.5	-	DNP	0.5-1	-	DNP	DNP	DNP	DNP	DNP	DNP	-	DNP



2022-23 South Fla. Football
 Passing Game-by-Game
 All games

#2 Michel Dukes	Comp	Att	Int	Pct	Yards	TD	Long	Sacked	Effic.
Temple	3	3	0	100.0	14	0	18	0-0	139.2
Totals	3	3	0	100.0	14	0	18	0-0	139.2

#11 Gerry Bohanon	Comp	Att	Int	Pct	Yards	TD	Long	Sacked	Effic.
BYU	17	30	1	56.7	172	0	50	1-0	98.2
Howard	17	28	1	60.7	219	0	39	0-0	119.3
Florida	12	28	2	42.9	116	0	20	0-0	63.4
Louisville	9	17	2	52.9	62	0	18	2-20	60.0
East Carolina	18	28	0	64.3	253	3	91	1-3	175.5
Cincinnati	11	21	0	52.4	139	2	33	0-0	139.4
Tulane	7	8	0	87.5	109	1	44	0-0	243.2
Totals	91	160	6	56.9	1070	6	91	4-23	117.9

#12 Katravis Marsh	Comp	Att	Int	Pct	Yards	TD	Long	Sacked	Effic.
Louisville	4	11	0	36.4	48	0	21	1-13	73.0
Tulane	7	15	0	46.7	150	2	73	1-6	174.7
Houston	24	34	0	70.6	275	1	40	3-12	148.2
Temple	11	22	1	50.0	176	3	63	0-0	153.1
SMU	12	31	1	38.7	178	1	32	1-14	91.1
Totals	58	113	2	51.3	827	7	73	6-45	129.7

#17 Byrum Brown	Comp	Att	Int	Pct	Yards	TD	Long	Sacked	Effic.
Temple	0	2	0	0.0	0	0	0	1-4	0.0
SMU	2	3	0	66.7	24	1	17	1-2	243.9
Tulsa	21	25	0	84.0	240	3	37	1-9	204.2
UCF	13	20	1	65.0	140	1	27	1-9	130.3
Totals	36	50	1	72.0	404	5	37	4-24	168.9



**2022-23 South Fla. Football
Red-Zone Results
All games**

South Fla. Inside Opponent Red-Zone

Date	Opponent	Score	Times	Times	Total		Rush	Pass	FGs	Failed to score inside RZ					
			In RZ	Scored	Pts	TDs	TDs	TDs	Made	FGA	Down	Int	Fumb	Half	Game
09/03/2022	BYU	L 21-50	3	2	14	2	2	0	0	0	1	0	0	0	0
09/10/2022	Howard	W 42-20	4	4	28	4	4	0	0	0	0	0	0	0	0
09/17/2022	at Florida	L 28-31	5	4	25	3	3	0	1	2	0	0	0	0	0
09/24/2022	at Louisville	L 3-41	1	1	3	0	0	0	1	1	0	0	0	0	0
10/01/2022	vs East Carolina	L 28-48	4	2	14	2	1	1	0	0	1	0	1	0	0
10/08/2022	at Cincinnati	L 24-28	3	3	17	2	0	2	1	1	0	0	0	0	0
10/15/2022	Tulane	L 31-45	3	3	17	2	0	2	1	1	0	0	0	0	0
10/29/2022	at Houston	L 27-42	4	4	27	4	3	1	0	0	0	0	0	0	0
11/05/2022	at Temple	L 28-54	4	3	21	3	0	3	0	0	1	0	0	0	0
11/12/2022	SMU	L 23-41	4	3	16	2	1	1	1	1	0	1	0	0	0
11/18/2022	at Tulsa	L 42-48	6	6	35	4	1	3	2	2	0	0	0	0	0
11/26/2022	UCF	L 39-46	6	5	32	4	3	1	1	1	0	0	1	0	0
Totals 40 of 47 (85.1%)			47	40	249	32	18	14	8	9	3	1	2	0	0

Opponents Inside South Fla. Red-Zone

Date	Opponent	Score	Times	Times	Total		Rush	Pass	FGs	Failed to score inside RZ					
			In RZ	Scored	Pts	TDs	TDs	TDs	Made	FGA	Down	Int	Fumb	Half	Game
09/03/2022	BYU	L 21-50	5	4	20	2	1	1	2	2	0	1	0	0	0
09/10/2022	Howard	W 42-20	3	2	13	2	2	0	0	0	0	0	1	0	0
09/17/2022	Florida	L 28-31	4	3	17	2	2	0	1	1	0	1	0	0	0
09/24/2022	Louisville	L 3-41	5	4	20	2	2	0	2	2	1	0	0	0	0
10/01/2022	East Carolina	L 28-48	5	4	27	4	1	3	0	0	0	0	0	0	1
10/08/2022	Cincinnati	L 24-28	3	2	14	2	1	1	0	0	1	0	0	0	0
10/15/2022	Tulane	L 31-45	8	6	38	5	3	2	1	1	1	0	0	0	1
10/29/2022	Houston	L 27-42	4	4	28	4	2	2	0	0	0	0	0	0	0
11/05/2022	Temple	L 28-54	6	6	26	2	1	1	4	4	0	0	0	0	0
11/12/2022	SMU	L 23-41	4	4	24	3	3	0	1	1	0	0	0	0	0
11/18/2022	Tulsa	L 42-48	9	7	41	5	5	0	2	2	1	0	0	0	1
11/26/2022	UCF	L 39-46	5	5	32	4	1	3	1	1	0	0	0	0	0
Totals 51 of 61 (83.6%)			61	51	300	37	24	13	14	14	4	2	1	0	3



**2022-23 South Fla. Football
By Quarter Statistics
All games**

3rd-Down Conversions

Date	Opponent	Score	Overall		1st Qtr		2nd Qtr		3rd Qtr		4th Qtr		Overtime	
09/03/2022	BYU	L 21-50	3-12	25.0	0-3	0.0	1-4	25.0	1-2	50.0	1-3	33.3	0-0	0.0
09/10/2022	Howard	W 42-20	2-8	25.0	0-2	0.0	0-2	0.0	2-3	66.7	0-1	0.0	0-0	0.0
09/17/2022	at Florida	L 28-31	8-15	53.3	3-3	100.0	2-5	40.0	1-3	33.3	2-4	50.0	0-0	0.0
09/24/2022	at Louisville	L 3-41	5-16	31.3	2-4	50.0	1-4	25.0	2-5	40.0	0-3	0.0	0-0	0.0
10/01/2022	vs East Carolina	L 28-48	5-13	38.5	0-2	0.0	0-3	0.0	2-3	66.7	3-5	60.0	0-0	0.0
10/08/2022	at Cincinnati	L 24-28	8-15	53.3	4-5	80.0	2-4	50.0	1-3	33.3	1-3	33.3	0-0	0.0
10/15/2022	Tulane	L 31-45	2-9	22.2	1-2	50.0	1-2	50.0	0-3	0.0	0-2	0.0	0-0	0.0
10/29/2022	at Houston	L 27-42	4-11	36.4	0-1	0.0	1-4	25.0	2-3	66.7	1-3	33.3	0-0	0.0
11/05/2022	at Temple	L 28-54	7-15	46.7	4-6	66.7	0-2	0.0	1-3	33.3	2-4	50.0	0-0	0.0
11/12/2022	SMU	L 23-41	7-17	41.2	0-3	0.0	2-4	50.0	2-5	40.0	3-5	60.0	0-0	0.0
11/18/2022	at Tulsa	L 42-48	4-10	40.0	2-3	66.7	0-2	0.0	1-2	50.0	1-3	33.3	0-0	0.0
11/26/2022	UCF	L 39-46	4-9	44.4	1-2	50.0	1-3	33.3	1-1	100.0	1-3	33.3	0-0	0.0
South Fla.			59-150	39.3	17-36	47.2	11-39	28.2	16-36	44.4	15-39	38.5	0-0	0.0
Opponents			73-145	50.3	21-35	60.0	30-51	58.8	14-33	42.4	8-26	30.8	0-0	0.0

4th-Down Conversions

Date	Opponent	Score	Overall		1st Qtr		2nd Qtr		3rd Qtr		4th Qtr		Overtime	
09/03/2022	BYU	L 21-50	2-4	50.0	0-0	0.0	1-2	50.0	0-0	0.0	1-2	50.0	0-0	0.0
09/10/2022	Howard	W 42-20	1-1	100.0	0-0	0.0	1-1	100.0	0-0	0.0	0-0	0.0	0-0	0.0
09/17/2022	at Florida	L 28-31	2-2	100.0	0-0	0.0	1-1	100.0	1-1	100.0	0-0	0.0	0-0	0.0
09/24/2022	at Louisville	L 3-41	1-3	33.3	0-0	0.0	1-1	100.0	0-0	0.0	0-2	0.0	0-0	0.0
10/01/2022	vs East Carolina	L 28-48	2-3	66.7	0-0	0.0	0-0	0.0	1-1	100.0	1-2	50.0	0-0	0.0
10/08/2022	at Cincinnati	L 24-28	0-1	0.0	0-0	0.0	0-0	0.0	0-0	0.0	0-1	0.0	0-0	0.0
10/15/2022	Tulane	L 31-45	0-0	0.0	0-0	0.0	0-0	0.0	0-0	0.0	0-0	0.0	0-0	0.0
10/29/2022	at Houston	L 27-42	1-4	25.0	0-0	0.0	0-1	0.0	1-1	100.0	0-2	0.0	0-0	0.0
11/05/2022	at Temple	L 28-54	1-3	33.3	0-0	0.0	0-0	0.0	1-2	50.0	0-1	0.0	0-0	0.0
11/12/2022	SMU	L 23-41	2-4	50.0	1-2	50.0	0-0	0.0	0-1	0.0	1-1	100.0	0-0	0.0
11/18/2022	at Tulsa	L 42-48	0-3	0.0	0-0	0.0	0-0	0.0	0-0	0.0	0-3	0.0	0-0	0.0
11/26/2022	UCF	L 39-46	2-2	100.0	0-0	0.0	2-2	100.0	0-0	0.0	0-0	0.0	0-0	0.0
South Fla.			14-30	46.7	1-2	50.0	6-8	75.0	4-6	66.7	3-14	21.4	0-0	0.0
Opponents			14-23	60.9	3-4	75.0	7-8	87.5	2-5	40.0	2-6	33.3	0-0	0.0

Time of Possession

Date	Opponent	Score	Overall	1st Qtr	2nd Qtr	3rd Qtr	4th Qtr	Overtime
09/03/2022	BYU	L 21-50	25:17	06:06	07:23	04:34	07:14	00:00
09/10/2022	Howard	W 42-20	21:04	05:08	05:54	05:37	04:25	00:00
09/17/2022	at Florida	L 28-31	36:19	09:55	08:39	05:43	12:02	00:00
09/24/2022	at Louisville	L 3-41	29:13	04:40	10:08	05:29	08:56	00:00
10/01/2022	vs East Carolina	L 28-48	29:14	04:56	07:38	06:28	10:12	00:00
10/08/2022	at Cincinnati	L 24-28	32:29	11:45	09:32	03:00	08:12	00:00
10/15/2022	Tulane	L 31-45	23:08	05:59	04:17	09:09	03:43	00:00
10/29/2022	at Houston	L 27-42	29:53	06:35	06:53	05:49	10:36	00:00
11/05/2022	at Temple	L 28-54	31:57	11:36	03:30	07:59	08:52	00:00
11/12/2022	SMU	L 23-41	32:42	03:07	10:12	09:34	09:49	00:00

collegepressbox
SINCE 2005 EVERYTHING BUT THE PREGAME MEAL

2024

NATIONAL CHAMPIONSHIP

JANUARY 8 | HOUSTON

133 Teams
10 Conferences
42 Bowls
24 Awards

collegepressbox is the official
media website for Division I football

Access and download game notes, quotes, statistics, media guides,
headshots, logos and more for all FBS schools, conferences,
postseason games, awards and the College Football Playoff

For access, please register for an account at:
collegepressbox.com/register

 collegepressbox

 collegepressboxvideo