

# GAME #1

vs South Florida

Saturday, Sept. 2 / 2:30 p.m. CT  
Houchens-Smith Stadium / Bowling Green, Ky.



WATCH:



Play-by-Play: Alex Del Barrio  
Analyst: Malik Zaire

RADIO:



Play-by-Play: Randy Lee  
Analyst: Terry Obee  
Sideline: Jared Holland  
Hilltopper Sports Network: SAM 100.7 FM & ESPN 102.7 FM  
Internet Radio: www.WKUSports.tv and "Behind The Mic"

## WKU HILLTOPPERS (0-0, 0-0 CUSA)

DATE	OPPONENT	TIME (CT)	RESULT/TV
<b>September</b>			
2	South Florida	2:30 p.m.	CBSSN
9	Houston Christian	6 p.m.	ESPN+
16	at Ohio State	3 p.m.	FOX
23	at Troy	6 p.m.	TBD
28	Middle Tennessee*	6:30 p.m.	CBSSN
<b>October</b>			
5	at Louisiana Tech*	7 p.m.	ESPNU
17	at Jacksonville State*	6:30 p.m.	ESPNU
24	Liberty*	6:30 p.m.	ESPNU
<b>November</b>			
4	at UTEP*	8 p.m.	ESPN Platforms
11	New Mexico State*	2:30 p.m.	ESPN Platforms
18	Sam Houston*	2:30 p.m.	ESPN Platforms
25	at FIU*	2 p.m.	ESPN Platforms

## SOUTH FLORIDA BULLS (0-0, 0-0 AAC)

DATE	OPPONENT	TIME (ET)	RESULT/TV
<b>September</b>			
2	at WKU	2:30 p.m.	CBSSN
9	Florida A&M	7 p.m.	ESPN+
16	Alabama	3:30 p.m.	ABC
23	Rice*	TBD	TBD
30	at Navy*	3:30 p.m.	CBSSN
<b>October</b>			
7	at UAB*	TBD	TBD
14	Florida Atlantic*	TBD	TBD
21	at Connecticut	3:30 p.m.	CBSSN
<b>November</b>			
4	at Memphis*	TBD	TBD
11	Temple*	TBD	TBD
17	at UTSA*	9 p.m.	ESPN2
25	Charlotte*	TBD	TBD

# HILLTOPPER

## 2023 FOOTBALL GAME NOTES PACKAGE

X @WKUFootball Instagram @wkufotball www.WKUSports.com Facebook /WKUFootball YouTube WKUSports

Media Contact: Jared MacDonald, Director of Athletic Communications • jared.macdonald@wku.edu • 801-518-7941 • @jmacdonaldsports  
Media Contact: Jack Todd, Assistant Director of Athletic Communications • jack.todd@wku.edu • 615-943-3325 • @jack\_todd4

## OPENING KICKOFF

### SERIES HISTORY

The Hilltoppers and Bulls have met seven times in program history with South Florida winning four of the matchups, and WKU claiming three. In their last meeting, WKU snapped a four-game losing streak to the Bulls by winning 45-35 at the Miami Beach Bowl to close the 2015 season. The Tops will look to make it two in a row over South Florida for the first time since 1997-98.

### REMEMBERING 1973

The 1973 WKU Football team will be honored at halftime of Saturday afternoon's game for the 50th anniversary of its season. The OVC Champion, 1973 Hilltoppers finished the season 12-1 and as the NCAA Division II Runner-up. They were the only team in program history to finish the regular season undefeated without a tie. The Hilltopper offense led the nation in scoring (37.7 points per game) while the defense ranked third in scoring defense (6.2 points per game). The 1973 Tops were lead by head coach Jimmy Feix, of whom the WKU Football field was named after.

### NEW THREADS

WKU will debut new uniforms this season that were unveiled this past summer. Stripes were added to the jerseys, the pants, and the helmets along with bigger helmet decals and a new facemask cover. The pants also include the "Tops" script logo right under the belt.

### COACHING CAROUSEL

Of WKU's 11 full-time assistant coaches, only three (defensive coordinator Tyson Summers, special teams coordinator and tight ends coach Andy LaRussa, and offensive line and co-offensive coordinator Zach Lankford) remain on the staff from last season. Head coach Tyson Helton hired a couple new faces on both sides of the ball with offensive coordinator and quarterbacks coach Drew Hollingshead, running backs coach Andre Crenshaw, and receivers coach Michael Spurlock joining the offensive side and defensive backs coach Da'Von Brown, defensive line coach Carson Hall, inside linebackers coach Davis Merritt, outside linebackers coach Jamar Chaney, and defensive backs pass game specialist Jason Martin joining the defensive end.

### TRANSFER U

Of the 114 players on WKU's 2023 roster, 51 of them (45%) are transfers. Of the 54, 24 are coming directly from FBS programs - 16 from Power 5 programs and eight from Group of Five teams. Of the 54, six are from FCS programs, and 21 of them are from Division II, JuCo, or community colleges.

### BACK-TO-BACK

College football's leading passer from the past two seasons has been a WKU Hilltopper. In 2021, Bailey Zappe took the nation by storm, erupting for NCAA FBS single-season records in passing yardage (5,967) and touchdowns (62), breaking LSU quarterback Joe Burrow's records from the 2019 season. 2022 saw West Florida transfer Austin Reed keep the passing yardage title in Bowling Green, throwing for 4,746 yards through the air with 40 touchdowns.

## IN SEASON OPENERS

All-time: WKU is 62-36-6

SCORE	W/L	OPPONENT	YEAR
38-27	W	vs. Austin Peay	2022
59-21	W	vs. UT Martin	2021
21-35	L	at Louisville	2020
28-35	L	vs. Central Ark.	2019
3-34	L	at #4 Wisconsin	2018
31-17	W	vs. Eastern Ky.	2017
46-14	W	vs. Rice	2016
14-12	W	at Vanderbilt	2015
59-31	W	Bowling Green	2014
35-26	W	at Kentucky	2013
49-10	W	vs. Austin Peay	2012
3-14	L	vs. Kentucky^	2011
10-49	L	at Nebraska	2010

## ALL-TIME vs USF

South Florida Leads 4-3

SCORE	W/L	LOCATION	DATE
45-35	W	Neutral	12/21/15
12-24	L	Away	9/25/10
13-35	L	Home	9/12/09
24-30	L	Away	11/4/00
6-21	L	Home	9/18/99
31-24	W	Away	10/17/98
31-3	W	Home	9/27/97

## QUOTABLE

"We have an opportunity to play a really good opponent in South Florida. We know they have a really good staff. They do a fantastic job. They have a high-octane offense. They run the ball well. They'll run the same offense as Tennessee last year, the number one offense in the country. It's fun to watch that. It is very hard to defend. Defensively, Todd Orlando, their defensive coordinator does a great job. I have faced him before. He gives you lots of problems. It should be a great ball game."

-Tyson Helton on opening at home against South Florida

## BY THE NUMBERS

# 1,295

Wide Receiver Malachi Corley recorded 1,295 receiving yards last season, the most of any player in the nation returning to college football.

# 975

975 of Corley's 1,295 receiving yards last season came after the catch, leading all of college football.

# 32

The WKU defense forced 32 turnovers in 2022, tied for the most forced turnovers in the nation.

# 6

The Hilltopper defense found paydirt six times last season, tied for the most in college football.



## ROSTER NOTES

### INCOMING TRANSFERS (33)

3	Elijah Young.....	RB
4	Anthony Johnson Jr.....	DB
5	Blue Smith.....	WR
6	Jimmy Holiday.....	WR
7	Takulve Williams.....	DB
12	R.J. Evans.....	LB
13	Bronson Barron.....	QB
14	Willie Taggart Jr.....	WR
17	Josh Shodipo.....	DB
18	Moussa Barry.....	WR
20	Jaleel Walker.....	WR
22	Abdul-Lateef Audu.....	DB
23	Rashion Hodge.....	LB
24	Daniel Edwards Jr.....	DB
25	Rickie Davis Jr.....	DB
29	Joshua Mensah.....	DB
35	Dallas Walker.....	DL
39	Antonio Chadha.....	K
50	Lonnie Rice.....	LB
51	Devon Lynch.....	LB
55	Rex Robich.....	LS
58	Tyrese Black.....	DL
59	Sebastian Benjamin.....	LB
60	Mason Williams.....	OL
62	Michael Moment.....	OL
70	Darrell Johnson Jr.....	OL
80	Ze'Vian Capers.....	WR
84	Elvin Fofanah.....	TE
86	Trevor Borland.....	TE
88	Ryan Williams.....	DL
94	Jayden Loving.....	DL
96	Marquis Black.....	DL
99	Kenyonte Davis.....	DL

### HAVE EARNED 3+ WKU LETTERS (10)

3	JaQues Evans.....	LB
6	T.J. Springer.....	DB
11	Malachi Corley.....	WR
16	Kendrick Simpkins.....	DB
17	Dalvin Smith.....	WR
19	Craig Burt Jr.....	WR
20	Bryson Washington.....	LB
46	Cory Munson.....	K
73	Wes Dorsey.....	OL
78	Quantavious Leslie.....	OL

### INTERNATIONAL PLAYERS (1)

47	Tom Ellard.....	P
----	-----------------	---

### INCOMING FRESHMEN (15)

26	Jarvis Hayes.....	WR
27	Corey Landers.....	RB
27	Nazir Ward.....	DB
34	Koron Hayward.....	LB
36	Chavaris Dumas.....	DB
37	Zach Burt.....	WR
38	Reginald Allen Jr.....	LB

#	NAME	POS	HT	WT	CL-EXP	HOMETOWN (PREVIOUS SCHOOL/S)
2	Davion Ervin-Poindexter	RB	5-11	195	r-Sr.-1L	Merrillville, Ind. (Brother Rice HS/Indiana)
3	JaQues Evans	LB	6-2	250	Jr.-3L	Dublin, Ga. (Dublin HS)
3	Elijah Young	RB	5-9	190	Jr.-TR	Knoxville, Tenn. (South Doyle HS/Missouri)
4	Anthony Johnson, Jr.	DB	5-10	180	Jr.-TR	Miami, Fla. (Pace HS/West Florida)
4	Michael Mathison	WR	5-10	180	Sr.-1L	Covington, Ga. (Newton HS/Akron)
5	Blue Smith	WR	6-4	210	r-Sr.-TR	Huber Heights, Ohio (Wayne HS/Ohio State/Cincinnati)
5	Rome Weber	DB	5-11	190	r-Sr.-1L	San Bernadino, Calif. (Cajon HS/Wyoming)
6	Jimmy Holiday	WR	6-0	205	So.-TR	Flora, Miss. (Madison Central HS/Tennessee)
6	T.J. Springer	DB	6-1	195	r-Jr.-3L	Nashville, Tenn. (Maplewood HS)
7	L.T. Sanders	RB	5-8	195	So.-1L	Gardendale, Ala. (Gardendale HS)
7	Takulve Williams	DB	6-0	211	r-Sr.-TR	New Orleans, La. (St. Augustine HS/Kansas)
8	Easton Messer	WR	5-9	195	r-Fr.-HS	Louisville, Ky. (Christian Academy of Louisville)
9	Josh Sterns	WR	5-8	185	r-So.-1L	Waxahachie, Texas (Waxahachie HS/Houston Baptist)
10	Desmyn Baker	LB	6-2	233	r-Jr.-TR	Clinton, Miss. (Clinton HS/Northwest Mississippi CC/Rice)
10	Caden Veltkamp	QB	6-6	235	r-Fr.-HS	Bowling Green, Ky. (South Warren HS)
11	Talique Allen	DB	6-1	200	r-So.-2L	Fort Valley, Ga. (Peach County HS)
11	Malachi Corley	WR	5-11	210	Jr.-3L	Campbellsville, Ky. (Campbellsville HS)
12	R.J. Evans	LB	6-1	230	r-Jr.-TR	Colony, Ala. (Hanceville HS/Hutchinson CC)
12	Turner Helton	QB	6-2	180	r-Fr.-HS	Palos Verdes Estates, Calif. (Palos Verdes HS)
13	Bronson Barron	QB	6-3	215	Jr.-TR	American Fork, Utah (American Fork HS/Weber State)
13	Terrion Thompson	DT	6-0	292	Jr.-2L	Bowling Green, Ky. (Bowling Green HS)
14	Willie Taggart, Jr.	WR	6-1	178	r-So.-TR	Tallahassee, Fla. (Florida State University HS/Florida Atlantic)
14	Davion Williams	DB	6-0	180	r-Sr.-2L	Belleville, Mich. (Belleville HS/Michigan State)
15	K.D. Hutchinson	WR	5-8	180	r-Fr.-HS	Hamilton, Ga. (Harris County HS)
15	Aaron Key	LB	6-2	232	r-So.-1L	Decatur, Ga. (Tucker HS)
16	Austin Reed	QB	6-2	220	r-Sr.-1L	St. Augustine Beach, Fla. (St. Augustine HS/West Florida)
16	Kendrick Simpkins	DB	6-0	196	Jr.-3L	Montgomery, Ala. (Robert E. Lee HS)
17	Lucas Carneiro	K	5-11	175	r-Fr.-HS	Cornelius, N.C. (Community School of Davidson)
17	Josh Shodipo	DB	5-11	196	r-Sr.-TR	Oswego, Ill. (Oswego HS/Northern Michigan)
17	Dalvin Smith	WR	6-3	188	r-Jr.-3L	Glasgow, Ky. (Glasgow HS)
18	Moussa Barry	WR	6-2	190	r-Fr.-TR	Dacula, Ga. (Dacula HS/Mars Hill)
19	Javy Bunton	RB	6-0	205	r-So.-HS	Bowling Green, Ky. (Bowling Green HS)
19	Craig Burt, Jr.	WR	6-4	205	r-Sr.-3L	Columbus, Ohio (Centennial HS)
19	Virgil Marshall	DB	6-0	205	So.-1L	Cocoa, Fla. (Cocoa HS)
20	Jaleel Walker	WR	6-3	195	Jr.-TR	Phoenix, Ariz. (Cesar Chavez HS/Allen Hancock College)
20	Bryson Washington	LB	6-0	238	r-Sr.-4L	Louisville, Ky. (Pleasure Ridge Park HS)
21	Marvin Sims	WR	5-10	180	So.-TR	Miami, Fla. (Champagnat Catholic HS/Alderson Broaddus)
21	Upton Stout	DB	5-9	185	r-So.-1L	Houston, Texas (North Shore HS/North Texas)
22	Abdul-Lateef Audu	DB	5-10	180	Jr.-TR	Van Nuys, Calif. (Birmingham Charter HS/Houston)
22	Darius Thomas	DB	6-2	210	So.-1L	Miramar, Fla. (Miramar HS)
23	Jax Cooper	WR	6-3	200	r-Fr.-HS	Scottsville, Ky. (Allen County-Scottsville HS)
23	Rashion Hodge	LB	6-2	220	Jr.-TR	Phoenix, Ariz. (Mountain Pointe HS/Iowa Western CC)
24	Daniel Edwards, Jr.	DB	5-11	178	r-So.-TR	Winter Park, Fla. (Winter Park HS/Illinois)
25	Rickie Davis, Jr.	DB	6-0	198	r-So.-TR	Las Vegas, Nev. (Arbor View HS/Palomar CC)
26	Jarvis Hayes	WR	6-1	180	Fr.-HS	Waycross, Ga. (Waycross HS)
26	Amaari Smith	DB	6-0	181	r-Fr.-HS	Pompano Beach, Fla. (MTI Preparatory)
27	Corey Landers	RB	5-8	185	Fr.-HS	Montgomery, Ala. (Alabama Christian Academy)
27	Nazir Ward	DB	6-0	170	Fr.-HS	Miami, Fla. (Miami Northwestern HS)
28	Ely George	LB	5-11	205	r-So.-TR	North Bergen, N.J. (Paramus Catholic HS/Shippensburg)
29	Joshua Mensah	DB	6-1	192	So.-TR	Riverdale, Ga. (Charles Drew HS/Independence CC)
30	Xavier Shaw	DB	6-0	185	r-So.-HS	Nashville, Tenn. (Battle Ground Academy)
30	Markese Stepp	RB	6-1	225	r-Sr.-1L	Indianapolis, Ind. (Cathedral HS/USC/Nebraska)
31	Anthony Brackenridge	LB	6-2	224	So.-1L	Jacksonville, Fla. (Sandalwood HS)
32	Kylan Guidry	LB	6-4	232	r-Jr.-TR	Opelusas, La. (Northwest HS/Kilgore College)
33	Eli Jones	LB	6-1	225	r-Fr.-HS	Knoxville, Tenn. (Knoxville HS)
34	Koron Hayward	LB	6-5	235	Fr.-HS	Jacksonville, Fla. (Sandalwood HS)
35	Dallas Walker	DL	6-4	312	r-So.-TR	Nashville, Tenn. (Smyrna HS/Texas A&M)



36	Chavaris Dumas	Fr.	6-1	180	Fr.-HS	Palatka, Fla. (Palatka HS)
37	Zach Burt	WR	6-0	205	Fr.-HS	Bowling Green, Ky. (Bowling Green HS)
38	Reginald Allen, Jr.	LB	6-0	228	Fr.-HS	Interlachen, Fla. (Interlachen HS)
39	Antonio Chadha	K	5-8	210	r-Fr.-TR	Bryn Mawr, Pa. (St. Joseph's Prep/Rutgers)
40	Reid Jamerson	DE	5-11	228	r-Fr.-HS	Whitefish Bay, Wis. (Whitefish Bay HS)
41	Alex Ford	DB	5-11	196	r-Fr.-HS	Nashville, Tenn. (Father Ryan HS)
42	Trent Zappe	LB	6-0	225	r-Fr.-HS	Victoria, Texas (Victoria East HS)
43	Manny Moss	DB	6-0	197	r-Fr. HS	Fayetteville, Ga. (Fayette County HS)
44	Dareon Goodrum	DT	6-1	290	Sr.-1L	Athens, Ga. (Oconee County HS/East Central CC)
45	Nathan Griffin	LB	6-1	232	r-So.-1L	St. Leon, Ind. (East Central HS)
46	Cory Munson	K	6-2	210	Sr.-4L	Warner Robins, Ga. (Northside HS)
47	Tom Ellard	P	5-10	170	So.-1L	Melbourne, Australia (Prokick Australia)
48	Niko Cooper	LB	6-5	242	r-Jr.-2L	Memphis, Tenn. (Douglass HS/Hutchinson CC/Nebraska)
49	Nolan McCord	K	6-0	189	r-So.-TR	Lilburn, Ga. (Parkview HS)
50	Wesley Horton	OL	6-3	303	r-So.-1L	Atlanta, Ga. (North Atlanta HS)
50	Lonnie Rice	LB	6-2	236	r-Sr.-TR	Philadelphia, Pa. (Lackawanna College)
51	Devon Lynch	LB	6-1	231	r-Jr.-TR	Springfield, Va. (John R. Lewis HS/Shepherd)
52	Trey Naughton	LS	6-0	195	r-Fr.-HS	Tucson, Ariz. (Salpoint HS)
53	Marshall Jackson	OL	6-6	299	r-So.-1L	Brandenburg, Ky. (Meade County HS)
54	Jared White	P	6-2	211	Fr.-HS	Southlake, Texas (Southlake Carrol HS)
55	Rex Robich	LS	6-3	225	r-So.-TR	Palm Coast, Fla. (Matanzas HS/Mississippi State)
56	Leavy Johnson	OL	6-3	302	Fr.-HS	Panama City, Fla. (Bay HS)
57	Wyatt Anderson	OL	6-3	295	r-Fr.-HS	Newnan, Ga. (Heritage School)
58	Tyrese Black	DL	6-4	314	r-Sr.-TR	McDonough, Ga. (Eagles' Landing Christian Academy/UML)
58	Evan Wibberley	OL	6-5	300	r-Fr.-HS	Edgewood, Ky. (Dixie Heights HS)
59	Sebastian Benjamin	LB	6-2	240	r-Jr.-TR	Philadelphia, Pa. (Northeast HS/Saint Francis)
60	Mason Williams	OL	6-2	298	r-Jr.-TR	Murfreesboro, Tenn. (Middle Tennessee Christian HS/Harvard)
62	Michael Moment	OL	6-3	297	Jr.-TR	Tampa, Fla. (Tampa Bay Tech HS/Alcorn State)
64	Vincent Murphy	OL	6-2	309	r-Jr.-1L	Fort Lauderdale, Fla. (St. Thomas Aquinas HS/South Carolina)
67	Hayden Todd	OL	6-2	280	r-Fr.-HS	Knoxville, Tenn. (Knoxville Catholic HS)
68	Colt Jackson	OL	6-3	297	r-So.-1L	Bowling Green, Ky. (South Warren HS)
70	Darrell Johnson, Jr.	OL	6-5	310	Jr.-TR	Indianapolis, Ind. (Lawrence North HS/Dodge City CC)
72	Colten Cable	OL	6-4	298	r-Jr.-TR	Tulsa, Okla. (Union HS/Butler CC)
73	Wes Dorsey	OL	6-7	315	r-Jr.-3L	Knoxville, Tenn. (Grace Christian Academy)
74	Michael Ondelacy	OL	6-7	320	r-Jr.-TR	North Richland Hills, Texas (Richland HS/Tyler JC)
76	Mark Goode	OL	6-6	298	Jr.-2L	Hodgenville, Ky. (LaRue County HS)
78	Quantavious Leslie	OL	6-3	318	Jr.-3L	Rome, Ga. (Rome HS)
80	Ze'Vian Capers	WR	6-4	190	So.-TR	Alpharetta, Ga. (Denmark HS/Auburn)
81	Noah Meyers	TE	6-5	230	Fr.-HS	Louisville, Ky. (Trinity HS)
82	Denzil Alleyne	WR	6-2	212	So.-1L	Lakeland, Fla. (Independence CC)
83	Alex Williams	TE	6-4	224	r-So.-HS	Geneva, Ill. (Fork Union Military Academy)
84	Elvin Fofanah	TE	6-3	240	r-Jr.-TR	Bowling Green, Ky. (Bowling Green HS/Lindsey Wilson)
85	Tylon Webb	WR	6-2	180	Fr.-HS	Lexington, Ky. (Frederick Douglass HS)
86	Trevor Borland	TE	6-3	255	Jr.-TR	Bolingbrook, Ill. (Bolingbrook HS/Bufalo)
87	River Helms	TE	6-4	242	r-So.-1L	Lester, Ala. (West Limestone HS)
88	Aiden Miller	TE	6-3	225	Fr.-HS	Glasgow, Ky. (Barren County HS)
88	Ryan Williams	DL	6-3	292	r-So.-TR	Pearland, Texas (Shadow Creek HS/Colorado)
89	Lofton Howard	TE	6-4	225	Fr.-HS	Bowling Green, Ky. (Greenwood HS)
90	Keaton Law	DT	6-3	275	r-Fr.-HS	Saraland, Ala. (Saraland HS)
92	Marcus Patterson	DE	6-3	272	r-Fr.-HS	Crestview, Fla. (Sandalwood HS)
93	Jalen Hand	DL	6-3	275	Fr.-HS	Lexington, Ky. (Frederick Douglass HS)
94	Jayden Loving	DL	6-3	302	r-So.-TR	Hamilton, Ala. (Hamilton HS/Bethune Cookman)
95	Deante McCray	DE	6-4	268	r-Fr.-HS	Jacksonville, Fla. (Sandalwood HS)
96	Marquis Black	DL	6-4	304	r-So.-TR	McDonough, Ga. (Eagle's Landing Christian Academy/Nebraska)
97	Ki'Shawn Harvey	DL	6-1	325	Fr.-HS	Raleigh, N.C. (Knightdale HS)
98	Hosea Wheeler	DL	6-3	298	Jr.-TR	Elk Grove, Calif. (Sacramento City College)
99	Kenyon Davis	DL	6-5	301	r-Sr.-TR	Columbia, Tenn. (Columbia Central HS/UT Martin)

## ROSTER NOTES

54	Jared White	P
56	Leavy Johnson	OL
81	Noah Meyers	TE
85	Tylon Webb	WR
88	Aiden Miller	TE
89	Lofton Howard	TE
93	Jalen Hand	DL
97	Ki'Shawn Harvey	DL

### ARE 6-FOOT-4 OR TALLER (22)

5	Blue Smith	WR
10	Caden Veltcamp	QB
32	Kylan Guidry	LB
34	Koron Hayward	LB
35	Dallas Walker	DL
48	Niko Cooper	LB
53	Marshall Jackson	OL
58	Tyrese Black	DL
58	Evan Wibberley	OL
70	Darrell Johnson Jr.	OL
72	Colten Cable	OL
73	Wes Dorsey	OL
74	Michael Ondelacy	OL
76	Mark Goode	OL
80	Ze'Vian Capers	WR
81	Noah Meyers	TE
83	Alex Williams	TE
87	River Helms	TE
89	Lofton Howard	TE
95	Deante McCray	DE
96	Marquis Black	DL
99	Kenyon Davis	DL

### ARE 300 LBS OR HEAVIER (14)

35	Dallas Walker	DL
50	Wesley Horton	OL
56	Leavy Johnson	OL
58	Tyrese Black	DL
58	Evan Wibberley	OL
64	Vincent Murphy	OL
70	Darrell Johnson Jr.	OL
73	Wes Dorsey	OL
74	Michael Ondelacy	OL
78	Quantavious Leslie	OL
94	Jayden Loving	DL
96	Marquis Black	DL
97	Ki'Shawn Harvey	DL
99	Kenyon Davis	DL



# Experience BREAKDOWN

## OFFENSE RETURNING LETTERMEN (17)

### Quarterbacks (1)

Austin Reed

### Running Backs (3)

Davion Ervin-Poindexter  
L.T. Sanders  
Markese Stepp

### Wide Receivers (5)

Craig Burt Jr.  
Malachi Corley  
Michael Mathison  
Dalvin Smith  
Josh Sterns

### Tight Ends (1)

River Helms

### Offensive Line (7)

Wes Dorsey  
Mark Goode  
Wesley Horton  
Colt Jackson  
Marshall Jackson  
Quantavious Leslie  
Vincent Murphy

## DEFENSE RETURNING LETTERMEN (16)

### Defensive Tackles (2)

Dareon Goodrum  
Terrion Thompson

### Defensive Backs (8)

Taliq Allen  
Virgil Marshall  
Kendrick Simpkins  
T.J. Springer  
Upton Stout  
Darius Thomas  
Rome Weber  
Davion Williams

### SPECIALISTS (2)

Tom Ellard, P  
Cory Munson, K

### Linebackers (6)

Anthony Brackenridge  
Niko Cooper  
Jaques Evans  
Nathan Griffin  
Aaron Key  
Bryson Washington

## CAREER STARTS

OFFENSE	Yr.	Total Starts	Cons. Starts	---Starts by Year---			
				2022	2021	2020	2019
Quantavious Leslie, OL	Jr.	25	14	14	11	--	--
Malachi Corley, WR	Jr.	20	14	14	5	1	--
Vincent Murphy, OL	r-Jr.	14	14	14	--	--	--
Austin Reed, QB	r-Sr.	14	14	14	--	--	--
Craig Burt, Jr., WR	r-Sr.	8	--	--	--	8	--
Michael Mathison, WR	Sr.	9	4	9	--	--	--
Wes Dorsey, OL	r-Jr.	6	--	6	--	--	--
Mark Goode, OL	Jr.	6	--	6	--	--	--
Dalvin Smith, WR	r-Jr.	7	2	4	2	1	--
Davion Ervin-Poindexter, RB	r-Sr.	6	2	6	--	--	--
Josh Sterns, WR	r-So.	1	--	--	1	--	--
Marshall Jackson, OL	r-So.	1	1	1	--	--	--

DEFENSE	Yr.	Total Starts	Cons. Starts	---Starts by Year---			
				2022	2021	2020	2019
Jaques Evans, LB	Jr.	14	14	14	--	--	--
Taliq Allen, DB	r-So.	11	2	11	--	--	--
Upton Stout, DB	r-So.	11	3	11	--	--	--
Kendrick Simpkins, DB	Jr.	10	9	9	1	--	--
Davion Williams, DB	r-Sr.	4	1	3	1	--	--
Niko Cooper, LB	r-Sr.	1	--	1	--	--	--

## HILLTOPPERS BY CLASS

### Seniors (16)

Tyrese Black (RS), Craig Burt Jr. (RS), Niko Cooper (RS), Kenyonte Davis (RS), Davion Ervin-Poindexter (RS), Dareon Goodrum, Michael Mathison, Cory Munson, Austin Reed (RS), Josh Shodipo (RS), Markese Stepp (RS), Blue Smith (RS), Bryson Washington (RS), Rome Weber (RS), Davion Williams, Takulve Williams (RS)

### Juniors (29)

Denzil Alleyne, Abdul-Lateef Audu, Desmyn Baker (RS), Bronson Barron, Sebastian Benjamin (RS), Trevor Borland, Colten Cable (RS), Malachi Corley, Wes Dorsey (RS), Jaques Evans, R.J. Evans (RS), Mark Goode, Kylan Guidry (RS), Elvin Fofanah (RS), Rashion Hodge, Anthony Johnson Jr., Darrell Johnson Jr., Quantavious Leslie, Devon Lynch (RS), Michael Moment, Vinnie Murphy (RS), Michael Ondelacy (RS), Kendrick Simpkins, Dalvin Smith (RS), T.J. Springer (RS), Terrion Thompson, Jaleel Walker, Mason Williams (RS), Elijah Young

### Sophomores (33)

Taliq Allen (RS), Marquis Black (RS), Anthony Brackenridge, Javy Bunton (RS), Ze'Vian Capers, Rickie Davis Jr. (RS), Daniel Edwards Jr. (RS), Tom Ellard (RS), Ely George (RS), Nathan Griffin (RS), River Helms (RS), Jimmy Holiday, Wesley Horton (RS), Colt Jackson (RS), Marshall Jackson (RS), Aaron Key (RS), Jayden Loving (RS), Virgil Marshall, Nolan McCord (RS), Joshua Mensah, Lonnie Rice (RS), Rex Robich (RS), L.T. Sanders, Xavier Shaw (RS), Marvin Sims, Josh Sterns (RS), Upton Stout (RS), Willie Taggart Jr. (RS), Darius Thomas, Dallas Walker (RS), Hosea Wheeler (RS), Alex Williams (RS), Ryan Williams (RS)

### Redshirt Freshmen (21)

Wyatt Anderson, Moussa Barry, Lucas Carneiro, Antonio Chadha, Jax Cooper, Alex Ford, Turner Helton, K.D. Hutchinson, Reid Jamerson, Eli Jones, Keaton Law, Deante McCray, Easton Messer, Manny Moss, Trey Naughton, Marcus Patterson, Amaari Smith, Hayden Todd, Caden Veltkamp, Evan Wibberley, Trent Zappe

### True Freshmen (15)

Reginald Allen Jr., Zach Burt, Chavaris Dumas, Jalen Hand, Ki'Shawn Harvey, Jarvis Hayes, Koron Hayward, Lofton Howard, Leavy Johnson, Corey Landers, Noah Meyers, Aiden Miller, Nazir Ward, Tylon Webb, Jared White



# Depth CHART

## OFFENSE (LISTED NUMERICALLY)

(PREVIOUS GAME STARTERS IN BOLD)

<b>QB</b>	10	Caden Veltkamp	r-Fr.	6-6	235
	12	Turner Helton	r-Fr.	6-2	180
	13	Bronson Barron	Jr.	6-3	215
	16	Austin Reed	r-Sr.	6-2	220

<b>OL</b>	50	Wesley Horton	r-So.	6-3	303
	53	Marshall Jackson	r-So.	6-6	299
	64	Vincent Murphy	r-Jr.	6-2	309
	68	Colt Jackson	r-So.	6-3	297
	72	Colten Cable	r-Jr.	6-4	298
	73	Wes Dorsey	r-Jr.	6-7	315
	74	Michael Ondelacy	r-Jr.	6-7	320
	76	Mark Goode	Jr.	6-6	298
	78	Quantavious Leslie	Jr.	6-3	318

<b>RB</b>	2	Davion Ervin-Poindexter	r-Sr.	5-11	195
	3	Elijah Young	Jr.	5-9	190
	7	L.T. Sanders	So.	5-8	195
	30	Markese Stepp	r-Sr.	6-1	225

<b>WR</b>	5	Blue Smith	Sr.	6-4	210
	6	Jimmy Holiday	So.	6-0	205
	8	Easton Messer	r-Fr.	5-9	195
	9	Josh Sterns	r-So.	5-8	185
	11	Malachi Corley	Jr.	5-11	210
	17	Dalvin Smith	r-Jr.	6-3	188
	19	Craig Burt Jr.	r-Sr.	6-4	205
	80	Ze'Vian Capers	So.	6-4	190

<b>TE</b>	84	Elvin Fofanah	r-Jr.	6-3	240
	86	Trevor Borland	Jr.	6-3	255
	87	River Helms	r-So.	6-4	242

### KICK RETURNERS

<b>KR</b>	6	Jimmy Holiday	So.	6-0	205
	8	Easton Messer	r-Fr.	5-9	195
	15	K.D. Hutchinson	r-Fr.	5-8	180

<b>PR</b>	15	K.D. Hutchinson	r-Fr.	5-8	180
	19	Craig Burt Jr.	r-Sr.	6-4	205
	8	Easton Messer	r-Fr.	5-9	195

## DEFENSE (LISTED NUMERICALLY)

(PREVIOUS GAME STARTERS IN BOLD)

<b>DE</b>	40	Reid Jamerson	r-Fr.	5-11	228
	92	Marcus Patterson	r-Fr.	6-3	272
	94	Jayden Loving	r-So.	6-3	302
	95	Deante McCray	r-Fr.	6-4	268

<b>DT</b>	13	Terrion Thompson	Jr.	6-0	292
	35	Dallas Walker	r-So.	6-4	312
	44	Dareon Goodrum	Sr.	6-1	290
	88	Ryan Williams	r-So.	6-3	292
	98	Hosea Wheeler	r-So.	6-3	298
	99	Kenyonte Davis	r-Sr.	6-5	301

<b>LB</b>	3	Jaques Evans	Jr.	6-2	250
	10	Desmyn Baker	r-Jr.	6-2	233
	12	R.J. Evans	r-Jr.	6-1	230
	15	Aaron Key	r-So.	6-2	232
	20	Bryson Washington	r-Sr.	6-0	238
	23	Rashion Hodge	Jr.	6-2	220
	31	Anthony Brackenridge	So.	6-2	224
	32	Kylan Guidry	r-Jr.	6-4	232
	45	Nathan Griffin	r-So.	6-1	232
	48	Niko Cooper	r-Sr.	6-5	242
	50	Lonnie Rice	r-So.	6-2	236
	51	Devon Lynch	r-Jr.	6-1	231
	59	Sebastian Benjamin	r-Jr.	6-2	240

<b>CB</b>	4	Anthony Johnson Jr.	Jr.	5-10	180
	14	Davion Williams	r-Sr.	6-0	180
	21	Upton Stout	r-So.	5-9	180
	22	Abdul-Lateef Audu	Jr.	5-10	180

<b>SAF</b>	5	Rome Weber	r-Sr.	5-11	190
	6	T.J. Springer	r-Jr.	6-1	195
	7	Takluve Williams	r-Sr.	6-0	211
	11	Talique Allen	r-So.	6-1	200
	16	Kendrick Simpkins	Jr.	6-0	196
	19	Virgil Marshall	So.	6-0	205
	25	Rickie Davis Jr.	r-So.	6-0	198

## SPECIALISTS (LISTED NUMERICALLY)

(PREVIOUS GAME STARTERS IN BOLD)

<b>K</b>	17	Lucas Carneiro	r-Fr.	5-11	175
	39	Antonio Chadha	r-Fr.	5-8	210

<b>P</b>	47	Tom Ellard	r-So.	5-10	170
	54	Jared White	Fr.	6-2	211

<b>KO</b>	46	Cory Munson	Sr.	6-2	210
-----------	----	-------------	-----	-----	-----

<b>LS</b>	55	Rex Robich	r-So.	6-3	225
	52	Trey Naughton	r-Fr.	6-0	195


## PRONUNCIATION GUIDE

3	Ja <b>QUES</b> Evans	juh-QUEZ
7	TAK <b>ULVE</b> Williams	Tuh-cull-vay
18	MO <b>USSA</b> Barry	Moose-a
19	JAV <b>Y</b> Bunton	JV
23	RASH <b>ION</b> Hodge	Ray-she-on
22	Abdul-Lateef <b>AUDU</b>	Uh-do
32	Kylan <b>GUIDRY</b>	Gid-ree
39	Antonio <b>CHADHA</b>	Chod-uh
42	Trent <b>ZAPPE</b>	Zap-ee'
48	NI <b>KO</b> Cooper	NEE-co
74	Michael <b>ONDELACY</b>	On-duh-lace-ee
80	ZE' <b>VIAN</b> Capers	Zay-vee-on
82	Denzil <b>ALLEYNE</b>	Uh-lean
84	Elvin <b>FOFANAH</b>	Foe-fan-uh
99	<b>KENYONTE</b> Davis	Ken-yawn-tay

## Full-Time ASSISTANT COACHES

### IN-GAME COACHING LOCATION

Andy LaRussa, Special Teams/Tight Ends	Sideline
Tyson Summers, Defensive Coordinator	Sideline
Drew Hollingshead, Offensive Coordinator/QBs	Sideline
Zach Lankford, Co-OC/Offensive Line	Sideline
Andre Crenshaw, Running Backs	Sideline
Da'Von Brown, Defensive Backs	Sideline
Michael Spurlock, Receivers	Sideline
Carson Hall, Defensive Line	Sideline
Davis Merritt, Inside Linebackers	Sideline
Jamar Chaney, Outside Linebackers	Sideline
Jason Martin, Defensive Backs Pass Game Specialist	Sideline




ANDY LARUSSA  
SIDELINE



TYSON SUMMERS  
SIDELINE



DREW HOLLINGSHEAD  
SIDELINE



ZACH LANKFORD  
SIDELINE



ANDRE CRENSHAW  
SIDELINE



DA'VON BROWN  
SIDELINE



MICHAEL SPURLOCK  
SIDELINE



CARSON HALL  
SIDELINE



DAVIS MERRITT  
SIDELINE



JAMAR CHANEY  
SIDELINE

# Head Coach **TYSON HELTON**

## The Helton FILE

**Born:** June 20, 1977  
**Hometown:** Gainesville, Fla.  
**College:** Houston, '99  
**Wife:** April  
**Children:** Shelby, Presley, Cole, Clay

## Coaching CAREER

2000	Hawaii	Graduate Assistant
2001-03	Hawaii	Special Teams Coor
2004-06	Memphis	TE/Special Teams Coor
2007-11	UAB	Quarterbacks
2012	UAB	Running Backs
2013	Cincinnati	TE/Special Teams Coor
2014-15	WKU	Offensive Coor/QBs
2016-17	USC	Passing Game/QBs
2018	Tennessee	Offensive Coor/QBs

**2019-present WKU Head Coach**

## RESULTS (32-21 Overall)

**2019 (9-4 OVR, 6-2 CUSA // 4-2 H, 4-1 A, 1-1 N)**

Aug. 29	Central Arkansas	L, 28-35
Sept. 7	at FIU*	W, 20-14
Sept. 14	vs. Louisville%	L, 21-38
Sept. 28	UAB*	W, 20-13
Oct. 5	at Old Dominion*	W, 20-3
Oct. 12	Army	W, 17-8
Oct. 19	Charlotte* (HC)	W, 30-14
Oct. 26	at Marshall*	L, 23-26
Nov. 2	Florida Atlantic*	L, 24-35
Nov. 9	at Arkansas	W, 45-19
Nov. 23	at Southern Miss*	W, 28-10
Nov. 30	Middle Tennessee*	W, 31-26
Dec. 30	vs. Western Michigan^	W, 23-20

(SERVPRO First Responder Bowl)

**2020 (5-7 OVR, 4-3 CUSA // 3-2 H, 2-4 A, 0-1 N)**

Sept. 12	at Louisville	L, 21-35
Sept. 19	Liberty	L, 24-30
Oct. 3	at Middle Tennessee*	W, 20-17
Oct. 10	Marshall* (HC)	L, 14-38
Oct. 17	at UAB*	L, 14-37
Oct. 24	Chattanooga	W, 13-10
Oct. 31	at #10/11 BYU	L, 10-41
Nov. 7	at Florida Atlantic*	L, 6-10
Nov. 14	Southern Miss*	W, 10-7
Nov. 21	FIU*	W, 38-21
Dec. 6	at Charlotte*	W, 37-19
Dec. 26	vs. Georgia State^	L, 21-39

(LendingTreeBowl)

**2021 (9-5 OVR, 7-1 CUSA // 4-2 H, 4-3 A, 1-0 N)**

Sept. 2	UT Martin	W, 59-21
Sept. 11	at Army	L, 35-38
Sept. 18	Indiana	L, 31-33
Oct. 2	at #16/17 Michigan St.	L, 31-48
Oct. 9	UTSA*	L, 46-52
Oct. 16	at Old Dominion*	W, 43-20
Oct. 23	at FIU*	W, 34-19
Oct. 30	Charlotte* (HC)	W, 45-13
Nov. 6	Middle Tennessee*	W, 48-21
Nov. 13	at Rice*	W, 42-21
Nov. 20	Florida Atlantic*	W, 52-17
Nov. 27	at Marshall*	W, 53-21
Dec. 3	at UTSA^	L, 41-49
Dec. 18	vs. App State	W, 59-38

(Bocal Raton Bowl)


**2022 (9-5 OVR, 6-2 CUSA // 4-2 H, 4-3 A, 1-0 N)**

Aug. 27	Austin Peay	W, 38-27
Sept. 3	at Hawaii	W, 49-17
Sept. 17	at Indiana	L, 30-33 OT
Sept. 24	FIU*	W, 73-0
Oct. 1	Troy	L, 27-34
Oct. 8	at UTSA*	L, 28-31
Oct. 15	at Middle Tennessee*	W, 35-17
Oct. 21	UAB*	W, 20-17
Oct. 29	North Texas* (HC)	L, 13-40
Nov. 5	at Charlotte*	W, 59-7
Nov. 12	Rice*	W, 45-10
Nov. 19	at Auburn	L, 17-41
Nov. 26	at FAU*	W, 32-31 OT
Dec. 21	vs. South Alabama	W, 44-23

(R+L Carriers New Orleans Bowl)

## RECORD BREAKDOWN

	In Under	2022 Helton
<b>Overall Record</b>	9-5	32-21
<b>Conference USA</b>	6-2	23-8
<b>Non-Conference</b>	3-3	9-12
<b>Home</b>	4-2	15-8
<b>Away</b>	4-3	14-11
<b>Neutral</b>	1-0	2-2
<b>Artificial Turf</b>	8-4	29-16
<b>Natural Grass</b>	1-1	3-5
<b>Day Games</b>	6-3	23-10
<b>Night Games</b>	3-2	9-11
<b>TV Networks</b>		
ESPN +	2-2	12-4
ESPN 3	0-0	5-0
Watch Stadium	0-1	3-4
CBS Sports Net	5-0	7-3
Fox Sports Net	0-0	0-3
ESPN	1-0	3-2
ACC/B1G/SEC Net	0-2	1-4
ESPN U	0-0	0-1
<b>In August</b>	1-0	1-1
<b>In September</b>	2-1	5-6
<b>In October</b>	2-3	10-9
<b>In November</b>	3-1	12-3
<b>In December</b>	1-0	3-2
<b>Scoring 0-9 points</b>	0-0	0-1
<b>Scoring 10-19 points</b>	0-2	3-5
<b>Scoring 20-29 points</b>	1-2	7-9
<b>Scoring 30-39 points</b>	3-1	8-4
<b>Scoring 40+ points</b>	5-0	14-2
<b>Allowing 0-9 points</b>	2-0	5-0
<b>Allowing 10-19 points</b>	4-0	15-1
<b>Allowing 20-29 points</b>	2-0	10-1
<b>Allowing 30-39 points</b>	1-3	2-13
<b>Allowing 40+ points</b>	0-2	0-6
<b>Scoring First</b>	6-1	18-6
<b>Opponent Scores First</b>	3-4	2-15
<b>Leading after 1st Quarter</b>	4-1	13-3
<b>Tied after 1st Quarter</b>	1-1	10-5
<b>Trailing after 1st Quarter</b>	4-3	9-13
<b>Leading at Half Time</b>	7-2	24-3
<b>Tied at Half Time</b>	1-1	3-2
<b>Trailing at Half Time</b>	1-2	5-16
<b>Leading after 3rd Quarter</b>	8-1	28-2
<b>Tied after 3rd Quarter</b>	1-1	2-2
<b>Trailing after 3rd Quarter</b>	0-3	2-17
<b>Overtime Games</b>	1-1	1-1



Tyson Helton was named Western Kentucky University's 21st head football coach on November 27, 2018. The 2023 campaign will be his fifth season at the helm of the Hilltopper program after producing a 32-21 mark (including 23-8 in CUSA play) and reaching four bowl games in his first four years.

Helton's program faced a lot of uncertainty heading into the 2022 campaign after losing record-setting quarterback Bailey Zappe along with both coordinators, but Helton added the right pieces to put the Hilltoppers back together and produced another 9-5 season. Transfer quarterback Austin Reed led the nation in passing yards offensively while Helton's defense led college football in forced turnovers. The team's success throughout the regular season culminated in an appearance at the 2022 R+L Carriers New Orleans Bowl where the Tops defeated a 10-win South Alabama team, 44-23.

The 2021 season was arguably Helton's best on The Hill as the Tops strung together a 9-4 record that featured a CUSA East Division Title and a victory over App State in the Boca Raton Bowl. Helton also led the WKU offense to a historic season that saw quarterback Bailey Zappe set new NCAA record in passing yards and touchdowns in a single season. At year's end, Zappe was drafted by the New England Patriots, joining defensive end DeAngelo Malone who was drafted by his hometown Atlanta Falcons.

WKU finished the 2020 campaign with a 5-7 overall record, including a 39-21 loss to Georgia State in the 22nd Annual LendingTree Bowl. The Hilltoppers were only 1-of-16 college football teams in the nation to play in 12 or more games during the COVID-19-affected year.

In his first season as head coach at WKU, Helton led the Hilltoppers to one of the best turnarounds in the nation. With a 9-4 overall record in 2019, WKU tripled its 2018 win total (3-9) and matched the number of victories from the previous two years combined (9-16).

The Hilltoppers' six-win improvement from 2018-to-2019 tied for the third-best in FBS, behind only Navy (8) and Central Michigan (7). WKU was voted to finish fifth in the East in the preseason Conference USA poll, but concluded the year tied for second with a 6-2 league record.

Because of the team's success, Helton was voted 2019 C-USA Coach of the Year, the first Hilltopper head coach since Jack Harbaugh was the Ohio Valley Conference Coach of the Year in 2000. It was only the sixth conference Coach of the Year honor in program history, with the previously-mentioned Harbaugh, Jimmy Feix (1973, 1978 and 1980) and Nick Denes (1963) as the only other WKU head coaches to earn the recognition.

Tyson and his father Kim (at Houston in 1996 – with Tyson on the team as a freshman), are the only father-son duo to each be named Coach of the Year in CUSA's 25-year history in any sport. The

Heltons are the first father-son duo to each be named Coach of the Year in any FBS league since the Bowdens – Tommy (Clemson in 2003) and Bobby (Florida State in 1993 and 1997) – in the Atlantic Coast Conference.

WKU's 2019 season boasted notable wins over five bowl teams (9-5 UAB, 7-6 Southern Miss, 7-6 Charlotte, 7-6 Western Michigan and 6-7 FIU) as well as only 1-of-3 C-USA victories over a Power Five opponent this season; a 45-19 statement win at Arkansas in which the Hilltoppers led 35-7 at half time. The Hilltoppers also claimed a 17-8 win over Army, a game in which WKU "out-Armyed Army" – winning the time of possession battle 38-to-22 and out-rushing the Black Knights 225-to-137.

A direct reflection of coaching and discipline, the Hilltoppers were only called for 53 penalties all season long which ranked third in FBS. Also, WKU's time of possession was 23rd in the nation, with a 32-to-28 advantage on average.

Helton returned to WKU three years removed from the 2015 football season which ended with the Hilltoppers' final Associated Press ranking of 24 – the highest in school history – and a school-record 12 victories, including the first-ever FBS conference championship. Helton's previous tenure coincided with quarterback Brandon Doughty's astronomical ascension up the NCAA's career record book and total rewriting of the program's own offensive records.

Helton's had otherworldly success as WKU's offensive coordinator and quarterbacks coach in 2014 and 2015 under then-head coach Jeff Brohm. WKU's offensive numbers ranked among the nation's elite during Helton's two years on the staff and featured the first-ever 4,500-yard passer (Brandon Doughty) and 1,500-yard rusher (Leon Allen) in the same season in FBS history in 2014.

WKU broke more than two dozen school offensive records under Helton, including the points scored record in each of his two years. The Hilltopper offense was in the national Top 10 in 2015 in passing efficiency (1st, 177.4), scoring (3rd, 44.3), passing (4th, 372.2), first downs (8th, 349) and total yards (9th, 526.4).

In 2014, WKU became the first NCAA program with a 4,500-yard passer and 1,500-yard rusher while winning the Bahamas Bowl to finish 8-4. That season, they were second nationally in passing (374.3), fourth in total offense (534.6) and sixth in scoring offense (44.4) and first downs (351).

Helton was among four finalists for the 2015 FootballScoop.com Offensive Coordinator of the Year Award. He coached quarterback Brandon Doughty to back-to-back Conference USA MVP honors as he threw 97 touchdown passes in 2014 and 2015 (the most in NCAA history in consecutive seasons). Doughty led the nation in 2015 in completion percentage (71.9), passing touchdowns (48), passing yards (5,055) and points responsible for (304) while ranking second in passing efficiency (176.5).



Most Recent Meeting: Dec. 21, 2015 • Miami Beach Bowl

#25 WKU	0	10	28	7	45
USF	7	7	7	14	35



SCORING SUMMARY

Team	Q	Time	Scoring Play	Pl-Yds	TOP	Score
USF	1	5:21	Flowers, 12-yard rush (Nadelman kick)	5-62	1:54	0-7
USF	2	12:18	Adams, 34-yard rush (Nadelman kick)	5-47	2:03	0-14
WKU	2	6:17	Wales, 13-yard rush (Schwettman kick)	2-66	0:38	7-14
WKU	2	0:00	Schwettman, 39-yard field goal	7-34	1:06	10-14
WKU	3	9:43	Norris, 69-yard pass from Doughty (Schwettman kick)	3-75	0:40	17-14
WKU	3	7:46	Norris, 55-yard pass from Doughty (Schwettman kick)	3-67	1:01	24-14
USF	3	4:55	McCants, 34-yard pass from Johnson (Nadelman kick)	8-92	2:51	24-21
WKU	3	1:56	Fant, 9-yard rush (Schwettman kick)	7-69	2:59	31-21
WKU	3	0:05	Dangerfield, 26-yard pass from Doughty (Schwettman kick)	1-26	0:06	38-21
USF	4	14:53	Adams, 53-yard pass from Flowers (Nadelman kick)	2-82	0:12	38-28
USF	4	11:00	Flowers, 8-yard rush (Nadelman kick)	6-75	2:09	38-35
WKU	4	5:09	Wales, 42-yard rush (Schwettman kick)	2-64	0:49	45-35

GAME BREAKDOWN

	WKU	USF
<b>FIRST DOWNS</b>	<b>27</b>	<b>28</b>
Rushing	9	16
Passing	17	11
Penalty	1	1
<b>NET YARDS RUSHING</b>	<b>151</b>	<b>290</b>
Rushing Attempts	33	45
Average Per Rush	4.6	6.4
Rushing Touchdowns	3	3
Yards Gained Rushing	174	298
Yards Lost Rushing	23	8
<b>NET YARDS PASSING</b>	<b>461</b>	<b>307</b>
Completions-Attempts-Int	32-46-2	15-34-0
Average Per Attempt	10.0	9.0
Average Per Completion	14.4	20.5
Passing Touchdowns	3	2
<b>TOTAL OFFENSE YARDS</b>	<b>612</b>	<b>597</b>
Total offense plays	79	79
Average Gain Per Play	7.75	7.56
<b>Fumbles: Number-Lost</b>	<b>0-0</b>	<b>1-0</b>
<b>Penalties: Number-Yards</b>	<b>9-66</b>	<b>9-67</b>
<b>PUNTS-YARDS</b>	<b>6-253</b>	<b>7-277</b>
Average Yards Per Punt	42.2	39.6
Inside 20	2	1
50+ Yards	2	0
Touchbacks	0	0
Fair catch	0	4
<b>KICKOFFS-YARDS</b>	<b>7-425</b>	<b>6-345</b>
Average Yards Per Kickoff	60.7	57.5
Touchbacks	0	0
<b>Punt returns: Number-Yards-TD</b>	<b>2-37-0</b>	<b>3-2-0</b>
Average Per Return	18.5	0.7
<b>Kickoff returns: Number-Yds-TD</b>	<b>6-102-0</b>	<b>6-105-0</b>
Average Per Return	17.0	17.5
<b>Interceptions: Number-Yds-TD</b>	<b>0-0-0</b>	<b>2-36-0</b>
<b>Fumble Returns: Number-Yds-TD</b>	<b>0-0-0</b>	<b>0-0-0</b>
<b>Possession Time</b>	<b>31:28</b>	<b>28:32</b>
<b>Third-Down Conversions</b>	<b>4 of 15</b>	<b>1 of 14</b>
<b>Fourth-Down Conversions</b>	<b>2 of 3</b>	<b>3 of 4</b>
<b>Red-Zone Scores-Chances</b>	<b>2-3</b>	<b>2-3</b>
<b>Sacks By: Number-Yards</b>	<b>0-0</b>	<b>2-17</b>
<b>PAT Kicks</b>	<b>6-6</b>	<b>5-5</b>
<b>Field Goals</b>	<b>1-1</b>	<b>0-2</b>

STAT LEADERS

**WKU**

PASSING	C-A-I	Yds	TD
Doughty	32-44-2	461	3

**RUSHING**

Att.	Yds	TD	
Wales	14	105	2

**RECEIVING**

No.	Yds	TD	
Norris	5	120	2

**South Florida**

PASSING	C-A-I	Yds	TD
Flowers	14-32-0	273	1

**RUSHING**

Att.	Yds	TD	
Flowers	16	108	2

**RECEIVING**

No.	Yds	TD	
Adams	6	130	1

SERIES NOTES

- South Florida leads the all-time series with Western Kentucky 4-3.
- WKU has not beaten USF in consecutive seasons since the 1997 and 1998 campaigns.
- 2015's 45-45 victory over the Bulls snapped a four-game losing skid to South Florida and broke the record for the most points scored in a game between the two schools.

QUICK FACTS

	WKU	South Florida
Nickname	Hilltoppers	Bulls
Location	Bowling Green, Ky.	Tampa, Fla.
Founded	1906	1956
Enrollment	16,750	49,766
Colors	Red and White	Green and Gold
Mascot	Big Red	Rocky the Bull
Home Venue	Houchens-Smith Stadium	Raymond James Stadium
Stadium Capacity	22,113	75,000
2022 Overall Record	9-5	1-11
2022 Conference Record	6-2, CUSA	0-8, AAC
2022 Conference Finish	3rd	11th

2022 STATISTICAL COMPARISON

	WKU	USF
Scoring Offense	36.4	28.0
Scoring Defense	23.4	41.2
Rushing Offense	145.1	197.9
Rushing Defense	147.6	234.8
Passing Offense	352.2	192.9
Passing Defense	236.1	282.0
Total Offense	497.3	390.8
Total Defense	383.7	516.8
Penalties/Yards Average	6.2/57.5	4.6/36.9
Time of Possession	28:52	29:28
Third Down Off./Def.	41%/36%	39%/50%
Fourth Down Off.-Def.	15/37-14/31	14-30/14-23
Sacks For/Allowed	32/14	14/14
Touchdowns For/Allowed	65/39	44/64
Red Zone TD Off./Def.	48-60/40-45	32-47/38-62
Field Goal Attempts	18-25	9-13

WKU'S WEEKLY SCHEDULE

<p><b>28</b> MONDAY</p> <p><b>Off Day</b> Weekly presser w/ Tyson Helton &amp; Coordinators 11 a.m. in Diddle Arena</p>	<p><b>29</b> TUESDAY</p> <p><b>Team Practice</b> Requested players available after practice at approx. 6 pm CT</p>	<p><b>30</b> WEDNESDAY</p> <p><b>Team Practice</b> No media availability</p>
<p><b>31</b> THURSDAY</p> <p><b>Team Practice</b> No media availability</p>	<p><b>1</b> FRIDAY</p> <p><b>Team Practice</b> No media availability</p>	<p><b>2</b> SATURDAY</p> <p><b>Game 1 vs. USF</b> Kickoff - 2:30 p.m. CT</p>



# Talking POINTS

## THE HILLTOPPERS NATIONALLY (2022)

Player	YDS
<b>1. Austin Reed (WKU)</b>	<b>4,746</b>
2. Michael Penix Jr. (Washington)	4,641
3. Caleb Williams (USC)	4,537
4. Drake Maye (North Carolina)	4,321
5. Kyle Vantrease (Georgia Southern)	4,243

Player	PRF
1. Caleb Williams (USC)	312
<b>2. Austin Reed (WKU)</b>	<b>296</b>
3. Clayton Tune (Houston)	276
4. Drake Maye (North Carolina)	272
5. Bo Nix (Oregon)	266

Player	YPG
1. Michael Penix Jr. (Washington)	357.0
<b>2. Austin Reed (WKU)</b>	<b>339.0</b>
3. Kyle Vantrease (Georgia Southern)	326.4
4. Caleb Williams (USC)	324.1
5. Clayton Tune (Houston)	313.4

Player	TDS
1. Caleb Williams (USC)	42
2. C.J. Stroud (Ohio State)	41
<b>3. Austin Reed (WKU)</b>	<b>40</b>
Clayton Tune (Houston)	40
5. Sam Hartman (Wake Forest)	38
Drake Maye (North Carolina)	38

Player	YPG
1. Michael Penix Jr. (Washington)	364.1
2. Drake Maye (North Carolina)	358.5
3. Clayton Tune (Houston)	355.2
<b>4. Austin Reed (WKU)</b>	<b>355.0</b>
5. Caleb Williams (USC)	351.4

Player	YPG
1. Nathaniel Dell (Houston)	1,398
2. Charlie Jones (Purdue)	1,361
3. Rashee Rice (SMU)	1,355
<b>4. Malachi Corley (WKU)</b>	<b>1,295</b>
5. Jalin Hyatt (Tennessee)	1,267

Team	TD
<b>1. WKU</b>	<b>6</b>
Iowa	6
3. Pitt	5
4. Cincinnati + 8 teams	4

Team	TOG
<b>1. WKU</b>	<b>32</b>
Illinois	32
3. Louisville	30
Middle Tenn.	30
5. Marshall	29

Team	INT
1. Illinois	24
2. Middle Tennessee	20
<b>3. WKU</b>	<b>19</b>
NC State	19
USC	19

## TOPS ON TOP

From 2014-2022, WKU has won more games than any Conference USA league member.

TEAM	2014-22
<b>WKU</b>	<b>72-47</b>
LA Tech	63-51
MTSU	58-54
UAB	56-32
UTSA	56-56
Fla. Atl.	51-58
N. Texas	49-64
FIU	41-63
Rice	33-71
UTEP	33-73
Charlotte	29-62

## CHANGING COLLEGE FOOTBALL THROUGH THE TRANSFER PORTAL

Head Coach Tyson Helton has not been shy about his intentions to continue utilizing the transfer portal to build his team each year. In his media day to kick off the season, Helton certainly pounded home that exact point.

*"I really like the transfer portal. I've said that all along. It has its goods and its bads. The good thing is you can always transform a roster when you need to. I don't think there's really any excuses anymore to say hey, well we weren't really able to get this guy or develop this group or we're really young, because you have an opportunity from year to year to create the team you want to create."*

This year's WKU Football roster includes...

- 51 total transfers
- 35 incoming transfers for the 2022 season
- 16 transfers who previously played at Power 5 programs
- 8 transfers from other Group of 5 programs
- 6 transfers from FCS programs
- 21 transfers from Division II/junior colleges

Thanks to Helton's willingness to adopt and embrace the transfer portal, ESPN named him one of **The 11 Biggest Power Brokers and Advocates Shaping the Future of College Football.**

*"I look at NFL free agency," Helton told ESPN. "You get an opportunity to make your team what you want it to be every year. You know, you can't get down when a guy leaves, because there's the next star out there somewhere and you just got to keep flipping those rocks over to find them. My job as a head coach is to recreate that team and to get that production again. The next Bailey Zappe is out there somewhere."*







**REED AND EVANS EARN CONFERENCE USA PRESEASON AWARDS**

Austin Reed was selected as the Conference USA Offensive Player of the Year while JaQués Evans was named Conference USA Defensive Player of the year, league officials announced in July. Reed is coming off a 2022 season in which he was the leading passer in all of college football with 4,746 yards. The Florida native also tossed 40 touchdowns while rushing for an additional eight. Reed’s biggest performance of the season came in WKU’s win over South Alabama in the New Orleans Bowl when he threw for 497 yards and four touchdowns, which led to him being named the bowl game’s MVP. Reed was also named Conference USA’s Newcomer of the Year at the end of the season.

Evans was WKU’s leading tackler in 2022 with 106 takedowns, including 14 tackles for loss and nine sacks. The sophomore linebacker also broke up four passes, hurried the quarterback eight times and recovered two fumbles. In WKU’s bowl-clinching victory against Rice, Evans returned a fumble for a touchdown, one of the WKU defense’s six touchdowns on the season, which led all of college football. Evans and the Hilltopper defense also forced 32 turnovers on the season, which was the best mark in the country. He hit double-digit tackles on three games throughout the year, his season-high being 15 against North Texas. Evans was named to CUSA’s First Team at season’s end for his big year.

**REED AND CORLEY NAMED TO MAXWELL AWARD WATCH LIST**

WKU quarterback Austin Reed and receiver Malachi Corley were named to the Maxwell Award watch list, the Maxwell Football Club announced in July. The Maxwell Award has been presented annually to the most outstanding player in college football since 1937 and is named in honor of Robert “Tiny” Maxwell who was a former standout at Swarthmore College and a renowned sports writer and football official. The Maxwell Football Club along with Pro Football Focus (PFF) and Phil Steele Publications will once again partner for the selection committee for this award. PFF provides detailed metrics and performance-based assessments to selection committee staff, with several senior PFF analysts are members of the Maxwell Football Club selection committee. Phil Steele’s College Football Preview is generally recognized as the most complete preseason magazine. Semifinalists for the Maxwell Award will be announced November 13, 2023, while the three finalists for the Maxwell Award will be unveiled November 28, 2023. The winners of the 87th Maxwell Award will be announced as part of the ESPN Home Depot College Football Awards Show held on December 7, 2023. The formal presentations of the Maxwell Award will be made at the Maxwell Football Club Awards in March 2024.

**EVANS NAMED TO THREE DEFENSIVE WATCH LISTS**

WKU linebacker JaQués Evans has racked up four preseason watch lists nominations including the Bronko Nagurski Trophy, Butkus Award, and the Bednarik Award. The Bronko Nagurski Trophy is awarded to the top defensive player in college football, voted on by members of the FWAA and the Charlotte Touchdown Club. Finalists for the Bronko Nagurski Trophy will be announced on November 15 with the winner being unveiled December 4 at the Bronko Nagurski Awards Banquet in Charlotte, N.C. The Butkus Award selects the top 51 linebackers in the country as a nod to the storied “51” pro jersey worn by the award’s namesake, Dick Butkus, who was named by NFL Films as the greatest defensive player in football history. The award semifinalists are expected to be named Oct. 30 with finalists to follow Nov. 20. The winner will be named on or before Dec. 6. The Bednarik Award has been presented to the College Defensive Player of the Year since 1994 and is named in honor of Chuck “Concrete Charlie” Bednarik who was an All-American player at the University of Pennsylvania and later a multiple year All Pro linebacker and center for the Philadelphia Eagles. He is a member of both the College and Pro Football Halls of Fame and was the last NFL player to be a full-time player on both offense and defense. Semifinalists for the Chuck Bednarik Award will be announced November 13, 2023, while the three finalists for the Bednarik Award will be unveiled November 28, 2023. The winners of the 29th Chuck Bednarik Award will be announced as part of the ESPN Home Depot College Football Awards Show held on December 7, 2023. The formal presentations of the Chuck Bednarik Award will be made at the Maxwell Football Club Awards in March 2024.

**IT RUNS IN THE FAMILY**

The 2023 Hilltoppers feature all sorts of family ties up and down the roster. Redshirt freshman quarterback Turner Helton is the nephew of head coach Tyson Helton. Coach Helton’s brother, Clay Helton, who is the head football coach at Georgia Southern, is Turner Helton’s father. The other redshirt freshman quarterback on the roster, Caden Veltkamp, is the son of WKU’s head strength and conditioning coach, Jason Veltkamp. The all-star duo of Bailey Zappe and Jerreth Sterns from the 2021 WKU team both have younger brothers suiting up for the Tops this season. Redshirt sophomore Josh Sterns plays wide receiver for WKU while redshirt freshman Trent Zappe is part of WKU’s linebacker room.

**HOMETOWN HEROES**

WKU features seven players this season from Bowling Green, Ky. Javy Bunton, Terrion Thompson, Zach Burt, and Elvin Fofanah all came to The Hill from Bowling Green High School while Caden Veltkamp and Colt Jackson attended South Warren High School. Lofton Howard is the only Bowling Green native on the roster to attend Greenwood High School.

**2023 PRESEASON HONORS**

**AUSTIN REED**

- East-West Shrine Bowl 1000
- CUSA Preseason Offensive Player of the Year
- Maxwell Award Watch List
- Wuerffel Trophy Watch List
- Davey O’Brien Award Watch List
- Walter Camp Award Watch List
- Manning Award Watch List
- ESPN College Football’s Top 100
- Reese’s Senior Bowl Watch List

**MALACHI CORLEY**

- Phil Steele Preseason All-American
- East-West Shine Bowl 1000
- Maxwell Award Watch List
- Wuerffel Trophy Watch List
- Biletnikoff Award Watch List
- Bruce Feldman’s Freak List
- Reese’s Senior Bowl Watch List

**JAQUES EVANS**

- 2023 All-State AFCA Good Works Team Nominee
- East-West Shine Bowl 1000
- CUSA Preseason Defensive Player of the Year
- Bronko Nagurski Trophy Watch List
- Wuerffel Trophy Watch List
- Butkus Award Watch List
- Bednarik Award Watch List

**QUANTAVIOUS LESLIE**

- East-West Shrine Bowl 1000
- Outland Trophy Watch List

**DAVION ERVIN-POINDEXTER**

- Doak Walker Award Watch List

**UPTON STOUT**

- Jim Thorpe Award Watch List

**WES DORSEY**

- East-West Shrine Bowl 1000

**CUSA PLAYERS OF THE WEEK**

<p><b>Aug. 28</b>  <b>O:</b> WR Smoke Harris, La Tech  <b>D:</b> S Jeremiah Harris, Jax State  <b>ST:</b> P Jack Dawson, Jax State</p>	<p><b>Oct. 16</b>  <b>O:</b>  <b>D:</b>  <b>ST:</b></p>
<p><b>Sept. 4</b>  <b>O:</b>  <b>D:</b>  <b>ST:</b></p>	<p><b>Oct. 23</b>  <b>O:</b>  <b>D:</b>  <b>ST:</b></p>
<p><b>Sept. 11</b>  <b>O:</b>  <b>D:</b>  <b>ST:</b></p>	<p><b>Oct. 30</b>  <b>O:</b>  <b>D:</b>  <b>ST:</b></p>
<p><b>Sept. 18</b>  <b>O:</b>  <b>D:</b>  <b>ST:</b></p>	<p><b>Nov. 6</b>  <b>O:</b>  <b>D:</b>  <b>ST:</b></p>
<p><b>Sept. 25</b>  <b>O:</b>  <b>D:</b>  <b>ST:</b></p>	<p><b>Nov. 13</b>  <b>O:</b>  <b>D:</b>  <b>ST:</b></p>
<p><b>Oct. 2</b>  <b>O:</b>  <b>D:</b>  <b>ST:</b></p>	<p><b>Nov. 20</b>  <b>O:</b>  <b>D:</b>  <b>ST:</b></p>
<p><b>Oct. 9</b>  <b>O:</b>  <b>D:</b>  <b>ST:</b></p>	



## Talking POINTS

## TOPS IN THE WKU RECORD BOOK

## Completion Percentage (Career)

Player	%
1. Ty Storey, 2019	69.9%
2. Bailey Zappe, 2021	69.2%
3. Brandon Doughty, 2011-15	68.6%
4. Mike White 2016-17	66.4%
<b>5. Austin Reed, 2021-pres.</b>	<b>64.5%</b>

## Passer Rating (Career)

Player	Rating
1. Bailey Zappe, 2021	168.7
2. Brandon Doughty, 2011-15	161.0
3. Mike White 2016-17	158.1
4. Jason Michael, 1999-02	150.2
<b>5. Austin Reed, 2021-pres.</b>	<b>148.8</b>

## Receptions (Career)

Player	Receptions
1. Taywan Taylor, 2013-16	253
2. Lucky Jackson, 2016-19	209
3. Nicholas Norris, 2013-16	194
<b>4. Malachi Corley, 2020-pres.</b>	<b>180</b>
5. Willie McNeal, 2010-14	171

## Touchdown Receptions (Career)

Player	TDs
1. Taywan Taylor, 2013-16	41
2. Nicholas Norris, 2013-16	26
3. Eddie Preston, 1976-79	22
4. Willie McNeal, 2010-14	21
Porter Williams, 1970-73	21
6. Jared Dangerfield, 2014-15	19
Curtis Hamilton, 2004-07	19
Jay Davis, 1968-71	19
<b>9. Malachi Corley, 2020-pres.</b>	<b>18</b>
10. Jerreth Sterns, 2021	17

## Receiving Yards (Career)

Player	Yards
1. Taywan Taylor, 2013-16	4,234
2. Nicholas Norris, 2013-16	3,091
3. Lucky Jackson, 2016-19	2,680
4. Curtis Hamilton, 2004-07	2,324
5. Jay Davis, 1968-71	2,236
6. Willie McNeal, 2010-14	2,181
7. Keith Paskett, 1983-86	2,117
8. Eddie Preston, 1976-79	2,083
9. Joey Stockton, 1995-97	2,057
<b>10. Malachi Corley, 2020-pres.</b>	<b>2,051</b>

## Field Goals, Made (Career)

Player	FGs
1. Garrett Schwettman, 2012-15	54
2. Brayden Narveson, 2020-22	51
Chris James, 2004-07	51
4. Peter Martinez, 2000-02	49
5. Dan Maher, 1985-88	47
6. Jeff Poisel, 1996-99	31
7. Matt Lange, 2002-03	23
<b>8. Cory Munson, 2019-pres.</b>	<b>20</b>
9. Jim Griffiths, 1980-82	19
10. Ryan Nuss, 2015-18	18

## ALL-CENTURY TEAM

WKU is playing its 105th season of football this fall. The program played its first game in 1913. The Hilltoppers celebrated their 100th season of football in 2018 and, uniquely enough, it was also the 100th season of men's basketball and baseball on The Hill. To celebrate, WKU voted on and named an All-Century Team and wore a commemorative patch on the team's jerseys.

## WKU FOOTBALL ALL-CENTURY TEAM

## CO-HEAD COACHES

Jimmy Feix	1968-83
Jack Harbaugh	1989-02

## OFFENSE

Brandon Doughty	2013-15	Quarterback
Bobby Rainey	2008-11	Running Back
Dickie Moore	1965-68	Running Back
Jack Doyle	2009-12	Tight End
Taywan Taylor	2013-16	Wide Receiver
Porter Williams	1970-73	Wide Receiver
Nicholas Norris	2013-16	Wide Receiver
<b>Forrest Lamp</b>	<b>2013-16</b>	<b>Offensive Line</b>
Buster Ashley	2001-04	Offensive Line
Chris Price	1999-02	Offensive Line
David Carter	1973-76	Offensive Line
Jim "Yogi" Hardin	1955-58	Offensive Line

**BOLD** - Denotes captain of that group

## PRO TOPS

Hilltoppers going on to play at the next level has become a regular tradition for WKU as five former Tops currently have spots on NFL rosters. Three new Hilltoppers joined the ranks of the NFL this season when Brodrick Martin was drafted to the Detroit Lions and Kahlef Hailassie and Daewood Davis were signed to the Kansas City Chiefs and Miami Dolphins, respectively.

- Offensive lineman George Fant was recently signed to the Houston Texans prior to preseason play.
- Tight end Tyler Higbee serves as the starting tight end for the Los Angeles Rams.
- Quarterback Mike White signed to the Miami Dolphins as a backup quarterback this offseason.
- Linebacker DeAngelo Malone notched three solo tackles through three preseason games for the Atlanta Falcons.
- Quarterback Bailey Zappe recorded one passing and one rushing touchdown in three preseason games for the New England Patriots.
- Defensive tackle Brodrick Martin has two solo tackles in three preseason games for the Detroit Lions.
- Defensive back Kahlef Hailassie has totaled, six solo tackles, one interception, and two pass deflections in three preseason games for the Kansas City Chiefs.
- Wide receiver Daewood Davis has seen playing time in three preseason games for the Miami Dolphins before going down with injury.

Player	Years at WKU	NFL Team
George Fant, OT	2011-15	New York Jets
Tyler Higbee, TE	2011-15	Los Angeles Rams
Mike White, QB	2015-17	New York Jets
DeAngelo Malone, DE	2017-21	Atlanta Falcons
Bailey Zappe, QB	2021	New England Patriots
Brodrick Martin, DT	2021-22	Detroit Lions
Kahlef Hailassie, DB	2021-22	Kansas City Chiefs
Daewood Davis, WR	2021-22	Miami Dolphins

## THE TYSON HELTON RADIO SHOW

Tune in for the Tyson Helton Radio Show every Monday night. The show can be heard live on 100.7 FM and 1450 AM in Bowling Green, or seen on the WKU Athletics Facebook page via Facebook live.

## COLLEGE PRESS BOX

collegepressbox is the official media website for Division I football. Access and download game notes, quotes, statistics, media guides, headshots, logos and more for all FBS schools, conferences, postseason games, awards and the College Football Playoff. For access, please register for an account at collegepressbox.com/register.



**UNIFORM TRACKER**

Since 2013, the Hilltoppers have worn multiple jersey combinations. WKU switched to Nike uniforms in 2017 after wearing Russell previously. Here is the breakdown of WKU's record by uniform combination.

**RECORD BY UNIFORM COMBINATION SINCE 2013**

**RED-RED (11-4)**

Sept. 28, 2013	Navy	W, 19-7
Oct. 3, 2013	at Louisiana Monroe	W, 31-10
Nov. 30, 2013	Arkansas State	W, 34-31
Aug. 29, 2014	Bowling Green	W, 59-31
Oct. 4, 2014	UAB	L, 39-42
Nov. 8, 2014	UTEP	W, 35-27
Oct. 10, 2015	Middle Tennessee	W, 58-28
Sept. 24, 2016	Vanderbilt	L, 30-31 (OT)
Nov. 5, 2016	FIU	W, 49-21
Sept. 8, 2018	Maine	L, 28-31
Oct. 19, 2019	Charlotte	W, 30-14
Sept. 19, 2020	Liberty	L, 24-30
Oct. 30, 2021	Charlotte	W, 45-13
Dec. 18, 2021	vs. App State	W, 59-38
Nov. 11, 2022	vs. Rice	W, 45-10

**RED-WHITE (8-4)**

Aug. 31, 2013	vs. Kentucky	W, 35-26
Oct. 26, 2013	Troy	L, 26-32
Dec. 24, 2014	vs. Central Michigan	W, 49-48
Dec. 5, 2015	Southern Miss	W, 45-28
Oct. 22, 2016	Old Dominion	W, 59-24
Dec. 3, 2016	LA Tech	W, 58-44
Sept. 2, 2017	Eastern Kentucky	W, 31-17
Sept. 16, 2017	LA Tech	L, 22-23
Oct. 14, 2017	Charlotte	W, 45-14
Oct. 27, 2018	FIU	L, 17-38
Oct. 12, 2019	Amy	W, 17-8
Oct. 10, 2020	Marshall	L, 14-38

**RED-BLACK (11-5)**

Nov. 22, 2014	UTSA	W, 45-7
Sept. 10, 2015	LA Tech	W, 41-38
Nov. 7, 2015	Florida Atlantic	W, 35-19
Sept. 1, 2016	Rice	W, 46-14
Nov. 12, 2016	North Texas	W, 45-7
Dec. 20, 2016	vs. Memphis	W, 51-31
Oct. 28, 2017	Florida Atlantic	L, 28-42
Nov. 17, 2017	Middle Tennessee	W, 41-38 (3OT)
Sept. 14, 2019	vs. Louisville	L, 21-38
Nov. 30, 2019	Middle Tennessee	W, 31-26
Oct. 31, 2020	at #10/11 BYU	L, 10-41
Nov. 14, 2020	Southern Miss	W, 10-7
Oct. 9, 2021	UTSA	L, 46-52
Nov. 6, 2021	Middle Tennessee	W, 48-21
Aug. 27, 2021	Austin Peay	W, 38-27
Oct. 29, 2022	North Texas	L, 13-40

**BLACK-RED (1-1)**

Nov. 2, 2019	Florida Atlantic	L, 24-35
Nov. 20, 2021	Florida Atlantic	W, 52-17

**BLACK-WHITE (1-0)**

Nov. 17, 2018	UTEP	W, 40-16
---------------	------	----------

**BLACK-BLACK (5-4)**

Oct. 15, 2013	Louisiana Lafayette	L, 20-37
Oct. 25, 2014	Old Dominion	W, 66-51
Nov. 15, 2014	Army	W, 52-24
Nov. 27, 2015	Marshall	W, 49-28
Sept. 29, 2018	Marshall	L, 17-20
Aug. 29, 2019	Central Arkansas	L, 28-35
Nov. 21, 2020	FIU	W, 38-21
Sept. 25, 2021	Indiana	L, 31-33
Oct. 21, 2022	UAB	W, 20-17

**WHITE-RED (18-9)**

Sept. 7, 2013	at Tennessee	L, 20-52
Nov. 2, 2013	at Georgia State	W, 44-28
Nov. 9, 2013	at Army	W, 21-17
Nov. 23, 2013	at Texas State	W, 38-7
Sept. 6, 2014	at Illinois	L, 34-42
Sept. 27, 2014	at Navy	W, 36-27
Oct. 18, 2014	at Florida Atlantic	L, 38-45
Nov. 1, 2014	at LA Tech	L, 10-59
Nov. 28, 2014	at #19 Marshall	W, 67-66 (OT)
Sept. 3, 2015	at Vanderbilt	W, 14-12
Sept. 19, 2015	at Indiana	L, 35-38
Oct. 15, 2015	at North Texas	W, 55-28
Oct. 31, 2015	at Old Dominion	W, 55-30
Dec. 21, 2015	vs. South Florida	W, 45-35
Sept. 17, 2016	at Miami (Ohio)	W, 31-24
Nov. 26, 2016	at Marshall	W, 60-6
Aug. 31, 2018	at #4 Wisconsin	L, 3-34
Nov. 10, 2018	at Florida Atlantic	L, 15-34
Sept. 7, 2019	at FIU	W, 20-14
Oct. 5, 2019	at Old Dominion	W, 20-3
Oct. 17, 2020	at UAB	L, 14-37
Dec. 6, 2020	at Charlotte	W, 37-19
Sept. 11, 2021	at Army	L, 35-38
Oct. 16, 2021	at Old Dominion	W, 43-20
Oct. 23, 2021	at FIU	W, 34-19
Nov. 13, 2021	at Rice	W, 42-21
Oct. 15, 2022	at Middle Tennessee	W, 35-17
Oct. 29, 2022	at Florida Atlantic	W, 32-31
Dec. 21, 2022	vs. South Alabama	W, 44-23

**WHITE-WHITE (16-12)**

Sept. 14, 2013	at South Alabama	L, 24-31
Sept. 21, 2013	Morgan State	W, 58-17
Sept. 19, 2014	at Middle Tennessee	L, 47-50 (3OT)
Sept. 26, 2015	Miami (Ohio)	W, 56-14
Oct. 3, 2015	at Rice	W, 49-10
Oct. 24, 2015	at #5 LSU	L, 20-48
Nov. 21, 2015	at FIU	W, 63-7
Sept. 10, 2016	at #1 Alabama	L, 10-38
Oct. 1, 2016	Houston Baptist	W, 50-3
Oct. 15, 2016	at Middle Tennessee	W, 44-43 (2OT)
Sept. 9, 2017	at Illinois	L, 7-20
Sept. 23, 2017	Ball State	W, 33-21
Oct. 7, 2017	at UTEP	W, 15-14
Oct. 20, 2017	at Old Dominion	W, 35-31
Nov. 11, 2017	at Marshall	L, 23-30
Dec. 16, 2017	vs. Georgia State	L, 17-27
Sept. 22, 2018	at Ball State	W, 28-20
Oct. 13, 2018	at Charlotte	L, 14-40
Oct. 20, 2018	Old Dominion	L, 34-37
Nov. 24, 2018	at LA Tech	W, 30-15
Sept. 28, 2019	UAB	W, 20-13
Oct. 26, 2019	at Marshall	L, 23-26
Oct. 24, 2020	Chattanooga	W, 13-10
Sept. 2, 2021	UT Martin	W, 59-21
Dec. 3, 2021	at UTSA	L, 41-49
Sept. 3, 2022	at Hawaii	W, 49-17
Sept. 24, 2022	FIU	W, 73-0
Oct. 1, 2022	Troy	L, 27-34

**WHITE-BLACK (7-11)**

Oct. 6, 2016	at LA Tech	L, 52-55
Oct. 29, 2016	at Florida Atlantic	W, 52-3
Nov. 4, 2017	at Vanderbilt	L, 17-31
Nov. 24, 2017	at FIU	L, 17-41
Sept. 15, 2018	at Louisville	L, 17-20
Nov. 2, 2018	at Middle Tennessee	L, 10-29
Nov. 9, 2019	at Arkansas	W, 45-19
Nov. 23, 2019	at Southern Miss	W, 28-10
Dec. 30, 2019	vs. Western Michigan	W, 23-20
Sept. 12, 2020	at Louisville	L, 21-35
Oct. 3, 2020	at Middle Tennessee	W, 20-17
Nov. 7, 2020	at Florida Atlantic	L, 6-10
Dec. 26, 2020	vs. Georgia State	L, 21-39
Oct. 2, 2020	at #16/17 Michigan St.	L, 31-48
Nov. 21, 2021	at Marshall	W, 53-21
Sept. 17, 2022	at Indiana	L, 30-33 (OT)
Oct. 8, 2022	at UTSA	L, 28-31
Nov. 5, 2022	at Charlotte	W, 59-7
Nov. 19, 2022	at Auburn	L, 17-41

**TOPS IN CONFERENCE USA (2022)**

**Conference USA Standings**

Team	Conf.	Ovr.
UTSA	8-0	11-3
North Texas	6-2	7-7
<b>WKU</b>	<b>6-2</b>	<b>9-5</b>
Middle Tennessee	4-4	8-5
UAB	4-4	7-6
Florida Atlantic	4-4	5-7
Rice	3-5	5-8
UTEP	3-5	5-7
FIU	2-6	4-8
Louisiana Tech	2-6	3-9
Charlotte	2-6	3-9

**Touchdowns Scored**

Team	TD
<b>1. WKU</b>	<b>65</b>
2. UTSA	64
3. North Texas	60
4. UAB	50
5. Florida Atlantic	47

**Scoring Defense**

Team	PPG
1. UAB	23.2
<b>2. WKU</b>	<b>23.4</b>
3. UTSA	25.9
4. Florida Atlantic	26.6
5. UTEP	27.0

**Total Offense Yards**

Team	Yards
<b>1. WKU</b>	<b>6,960</b>
2. UTSA	6,664
3. North Texas	6,465
4. UAB	5,693
5. Florida Atlantic	4,941

**Total Offensive Plays**

Team	TOP
1. UTSA	1,046
<b>2. WKU</b>	<b>1,037</b>
3. North Texas	968
4. Middle Tennessee	965
5. Florida Atlantic	871

**Passing Offense**

Team	YPG
<b>1. WKU</b>	<b>352.1</b>
2. UTSA	300.7
3. Charlotte	271.0
4. Louisiana Tech	267.3
5. Middle Tennessee	264.8

**Touchdowns Allowed**

Team	TOM
<b>1. WKU</b>	<b>39</b>
2. UAB	40
3. Florida Atlantic	41
4. UTEP	41
5. UTSA	44



# CAREER-HIGHS at WKU

## QUARTERBACK

### #16 Austin Reed

Completions: 39, vs. Troy 10/1/22  
 Attempts: 56, vs. Troy 10/1/22  
 Passing yards: 497, vs. South Alabama 12/21/22  
 Passing touchdowns: 6, at Charlotte 11/5/22  
 Interceptions: 0, 4x, most recently at Charlotte 11/5/22  
 Longest completion: 76, vs. FIU 9/24/22  
 Rushing attempts: 12, at Middle Tennessee 10/15/22  
 Rushing yards: 43, 2x, at UTSA 10/8/22  
 Longest rush: 20, vs. UAB 10/21/22  
 Rushing touchdowns: 2, vs. UAB 10/21/22

## RUNNING BACK

### #2 Davion Ervin-Poindexter

Attempts: 17, at Florida Atlantic 11/26/22  
 Rushing yards: 108, at Florida Atlantic 11/26/22  
 Longest rush: 37, at Charlotte 11/5/22  
 Rushing touchdowns: 2, vs. FIU 9/24/22  
 Receptions: 3, vs. South Alabama 12/21/22  
 Receiving yards: 33, vs. South Alabama 12/21/22  
 Longest reception: 34, vs. South Alabama 12/21/22

### #7 L.T. Sanders

Attempts: 16, vs. UAB 10/21/22  
 Rushing yards: 120, vs. UAB 10/21/22  
 Longest rush: 35, vs. FIU 9/24/22  
 Rushing touchdowns: 1, vs. FIU 9/24/22

### #30 Markese Stepp

Attempts: 8, vs. Rice 11/12/22  
 Rushing yards: 64, vs. Rice 11/12/22  
 Longest rush: 39, vs. South Alabama 12/21/22

## WIDE RECEIVER

### #4 Michael Mathison

Receptions: 9, vs. Troy 10/1/22  
 Receiving yards: 160, vs. Troy 10/1/22  
 Longest reception: 55, vs. Troy 10/1/22  
 Receiving touchdowns: 1, 3x, most recently at Charlotte 11/5/22

### #8 Easton Messer

Receptions: 1, vs. FIU 9/24/22  
 Receiving yards: 44, vs. FIU 9/24/22  
 Longest reception: 44, vs. FIU 9/24/22  
 Receiving touchdowns: 1, vs. FIU 9/24/22

### #9 Josh Sterns

Receptions: 4, vs. Middle Tennessee 11/6/21  
 Receiving yards: 32, vs. Indiana 9/25/21  
 Longest reception: 24, 2x, most recently vs. UTSA 10/9/21

### #11 Malachi Corley

Receptions: 12, at Auburn 11/19/22  
 Receiving yards: 162, at Charlotte 11/5/22  
 Longest reception: 76, vs. FIU 9/24/22  
 Receiving touchdowns: 3, vs. Austin Peay 8/27/22

### #15 K.D. Hutchinson

Receptions: 5, vs. FIU 9/24/22  
 Receiving yards: 48, vs. FIU 9/24/22  
 Longest reception: 25, vs. FIU 9/24/22

### #17 Dalvin Smith

Receptions: 6, vs. South Alabama 12/21/22  
 Receiving yards: 145, vs. South Alabama 12/21/22  
 Longest reception: 47, at Charlotte 11/5/22  
 Receiving touchdowns: 1, 11x, most recently vs. South Alabama 12/21/22

### #19 Craig Burt Jr.

Receptions: 4, at Michigan State 10/12/21  
 Receiving yards: 68, vs. UT Martin 9/2/21  
 Longest reception: 54, vs. UT Martin 9/2/21  
 Receiving touchdowns: 1, 3x, vs. UT Martin 9/2/21

### #82 Denzil Alleyne

Receptions: 2, vs. FIU 9/24/22  
 Receiving yards: 13, vs. FIU 9/24/22  
 Longest reception: 8, vs. FIU 9/24/22

## DEFENSIVE LINE

### #13 Terrion Thompson

Tackles: 4, vs. FIU 9/24/22  
 Solo Tackles: 2, at Hawaii 9/3/22  
 Assist Tackles: 3, vs. FIU 9/24/22  
 TFL: 1.0, 3x, most recently at Indiana 9/17/22  
 TFL Yards: 5, vs. Austin Peay 8/27/22  
 Sacks: 1.0, vs. Austin Peay 8/27/22  
 Sack Yards: 5, vs. Austin Peay 8/27/22  
 QB Hurries: 1, 3x, most recently at Charlotte

### #44 Dareon Goodrum

Tackles: 3, vs. South Alabama 12/21/22  
 Solo Tackles: 2, 2x, most recently at Auburn 11/19/22  
 Assist Tackles: 2, 2x, most recently vs. South Alabama 12/21/22  
 TFL: 1.5, 5, vs. Austin Peay 8/27/22  
 TFL Yards: 12, vs. South Alabama 12/21/22  
 Sacks: 1.5, vs. South Alabama 12/21/22  
 Sack Yards: 12, vs. South Alabama 12/21/22  
 Fumble Recoveries: 1, vs. Rice 11/12/22

### #92 Marcus Patterson

Tackles: 3, vs. FIU 9/24/22  
 Solo Tackles: 2, vs. FIU 9/24/22  
 Assist Tackles: 1, vs. FIU 9/24/22

### #95 Deante McCray

Tackles: 2, vs. FIU 9/24/22  
 Solo Tackles: 1, 2x, most recently vs. Rice 11/12/22  
 Assist Tackles: 1, vs. FIU 9/24/22  
 TFL: 1.0, vs. FIU 9/24/22  
 TFL Yards: 3, vs. FIU 9/24/22

### #98 Hosea Wheeler

Tackles: 1, vs. South Alabama 12/21/22  
 Assist Tackles: 1, vs. South Alabama 12/21/22

**LINEBACKERS****#3 JaQues Evans**

Tackles: 15, vs. North Texas 10/29/22  
 Solo tackles: 9, vs. Austin Peay 8/27/22  
 Assist tackles: 7, vs. North Texas 10/29/22  
 TFL: 2.5, 3x, most recently vs. South Alabama 12/21/22  
 TFL yards: 20, vs. Florida Atlantic 11/20/21  
 Sacks: 2.5, vs. Austin Peay 8/27/22  
 Sack yards: 20, vs. Florida Atlantic 11/20/21  
 Fumble Recoveries: 1, 3x, most recently vs. Rice 11/12/22  
 Fumbles returned for touchdowns: 1, vs. Rice 11/12/22  
 QB hurries: 3, at Charlotte 11/5/22  
 Pass breakups: 1, 5x, most recently vs. South Alabama 12/21/22

**#15 Aaron Key**

Tackles: 5, at Charlotte 11/5/22  
 Solo Tackles: 5, at Charlotte 11/5/22  
 Assist Tackles: 1, 2x, most recently at UTSA 10/8/22  
 TFL: 2.0, at Middle Tennessee 10/15/22  
 TFL yards: 25, at Middle Tennessee 10/15/22  
 Sacks: 1.0, at Middle Tennessee 10/15/22  
 Sack yards: 21, at Middle Tennessee 10/15/22  
 Forced Fumbles: 1, at UTSA 10/8/22  
 Fumble Recoveries: 1, vs. FIU 9/24/22  
 Fumble Returned for Touchdown: 1, vs. FIU 9/24/22  
 QB Hurries: 1, vs. North Texas 10/29/22

**#20 Bryson Washington**

Tackles: 4, vs. FIU 9/24/22  
 Solo Tackles: 3, vs. FIU 9/24/22  
 Assist Tackles: 2, at Indiana 9/17/22  
 TFL: 0.5, vs. Liberty 9/19/20  
 TFL yards: 0, vs. Liberty 9/19/20

**#31 Anthony Brackenridge**

Tackles: 5, at UTSA 10/8/22  
 Solo tackles: 3, at Charlotte 11/5/22  
 Assist tackles: 4, at UTSA 10/8/22  
 Interceptions: 1, at Charlotte 11/5/22  
 Interceptions returned for touchdowns: 1, at Charlotte 11/5/22

**#48 Niko Cooper**

Tackles: 3, 2x, most recently at Hawaii 9/3/22  
 Solo tackles: 3, 2x, most recently at Hawaii 9/3/22  
 Assist tackles: 1, 2x most recently vs. Rice 11/12/22  
 TFL: 1.0, vs. App State 12/18/21  
 TFL yards: 4, vs. App State 12/18/21  
 Forced Fumbles: 1, at Hawaii 9/3/22  
 QB Hurries: 1, at Charlotte 11/5/22

**DEFENSIVE BACKS****#5 Rome Weber**

Tackles: 4, 2x, most recently at UTSA 10/8/22  
 Solo Tackles: 3, 2x, most recently at UTSA 10/8/22  
 Assist Tackles: 3, vs. Rice 11/12/22  
 Pass Break-Ups: 2, at Middle Tennessee 10/15/22

**#6 T.J. Springer**

Tackles: 3, at BYU 10/31/20  
 Solo Tackles: 3, at BYU 10/31/20  
 Assist Tackles: 1, vs. Indiana 9/25/21  
 Pass Break-Ups: 3, vs. UT Martin 9/2/21  
 Interceptions: 1, vs. Rice 11/12/22

**#11 Talique Allen**

Tackles: 8, at UTSA 10/8/22  
 Solo Tackles: 5, at Auburn 11/19/22  
 Assist Tackles: 4, 2x, most recently vs. Rice 11/12/22  
 Pass Break-Ups: 1, 2x, most recently vs. Rice 11/12/22  
 Forced Fumbles: 1, 2x, most recently vs. UAB 10/21/22  
 Fumble Recoveries: 1, at Middle Tennessee 10/15/22  
 QB Hurries: 1, at Hawaii 9/3/22

**#14 Davion Williams**

Tackles: 5, 2x, most recently vs. South Alabama 12/21/22  
 Solo tackles: 4, 2x, most recently at Hawaii 9/3/22  
 Assist tackles: 2, 2x, most recently vs. South Alabama 12/21/22  
 Pass breakups: 2, at Indiana 9/17/22  
 Interceptions: 1, 2x, most recently at Marshall 11/27/21  
 Defensive TD: 1, at Marshall 11/27/21

**#16 Kendrick Simpkins**

Tackles: 7, vs. Charlotte 10/30/21  
 Solo tackles: 6, vs. Charlotte 10/30/21  
 Assist tackles: 2, 4x, most recently vs. Rice 11/12/22  
 TFL: 1.0, at Auburn 11/19/22  
 TFL yards: 4, at Auburn 11/19/22  
 Pass breakups: 2, at Rice 11/13/21  
 Interceptions: 1, vs. Rice 11/12/22  
 Forced fumbles: 1, at Charlotte 11/5/22

**#19 Virgil Marshall**

Tackles: 6, at Charlotte 11/5/22  
 Solo tackles: 5, at Charlotte 11/5/22  
 Assist tackles: 1, 4x, most recently vs. Rice 11/12/22  
 TFL: 1.0, at Charlotte 11/5/22  
 TFL yards: 1, at Charlotte 11/5/22  
 Pass breakups: 1, at Hawaii 9/3/22  
 Sacks: 1.0, at Charlotte 11/5/22  
 Sack yards: 1, at Charlotte 11/5/22

**#21 Upton Stout**

Tackles: 8, vs. South Alabama 12/21/22  
 Solo tackles: 5, vs. South Alabama 12/21/22  
 Assist tackles: 2, vs. Troy 10/1/22  
 Pass breakups: 1, 2x, most recently vs. Rice 11/12/22  
 Interceptions: 1, 4x, most recently vs. South Alabama 12/21/22  
 Interceptions returned for touchdowns: 1, vs. Austin Peay 8/27/22

**#22 Darius Thomas**

Tackles: 2, 3x, most recently vs. South Alabama 12/21/22  
 Solo tackles: 2, vs. South Alabama 12/21/22  
 Assist tackles: 1, 3x, most recently vs. UAB 10/21/22  
 Pass Break-Ups: 1, vs. Rice 11/12/22  
 Interceptions: 1, at Middle Tennessee 10/15/22  
 Interceptions returned for touchdowns: 1, at MTSU 10/15/22



## Offense Key Player Bios



# 16

### Austin Reed

QB • 6-2 • 220

r-Senior

St. Augustine Beach, Fla.  
West Florida

#### CAREER STATISTICS (AT WKU)

COMPLETIONS:	389
ATTEMPTS:	603
PERCENTAGE:	64.5%
PASSING YARDS:	4,744
PASSING TDs:	40
RUSHING YARDS:	224
RUSHING TDs:	8
INTERCEPTIONS:	11

#### CAREER-HIGHS (AT WKU)

COMPLETIONS:	39, vs. Troy
ATTEMPTS:	56, vs. Troy
PASSING YARDS:	497, vs. South Alabama
PASSING TDs:	6, at Charlotte
INTERCEPTIONS:	0, 4x, most recently at Charlotte
LONGEST COMPLETION:	76, vs. FIU
RUSHING YARDS:	43, at UTSA
LONGEST RUSH:	20, vs. UAB
RUSHING TDs:	2, vs. UAB

#### 2022 GAME-BY-GAME - PASSING

	C-A-I	PCT	TD	YDS
Austin Peay	19-33-1	57.6	4	276
at Hawaii	22-31-1	71.0	3	271
at Indiana	433-43-1	76.7	2	329
FIU	30-35-0	85.7	5	381
Troy	39-57-1	68.4	3	406
at UTSA	35-49-0	71.4	2	373
at MTSU	32-49-1	65.3	2	278
UAB	14-23-0	60.9	0	128
North Texas	29-49-1	59.2	1	320
at Charlotte	23-38-0	60.5	6	409
Rice	23-34-1	67.6	3	377
at Auburn	26-55-2	47.3	2	289
at FAU	28-52-1	53.8	3	410
vs. South Ala.	36-55-1	65.5	4	497
<b>TOTALS</b>	<b>389-603-11</b>	<b>64.5</b>	<b>40</b>	<b>4,744</b>

#### REED'S ACCOLADES

- 2022 New Orleans Bowl MVP
- 2022 NCAA Passing Yards Leader (FBS)
- 2022 CUSA Newcomer of the Year
- 2022 All-CUSA Second Team
- 2022 Davey O'Brien Award Semifinalist
- 2023 Shrine Bowl 1000
- 2023 CUSA Preseason Offensive Player of the Year
- 2023 Maxwell Award Watch List
- 2023 Wuerffel Trophy Watch List
- 2023 Davey O'Brien Award Watch List
- 2023 Walter Camp Award Watch List
- 2023 Manning Award Watch List
- ESPN College Football's Top 100
- 2023 Senior Bowl Watch List



# 11

### Malachi Corley

WR • 5-11 • 210

Junior

Orange City, Fla.  
Campbellsville HS (Ky.)

#### CAREER STATISTICS

RECEPTIONS:	180
YARDS:	2,049
TOUCHDOWNS:	18

#### CAREER-HIGHS

RECEPTIONS:	12, vs. Auburn
RECEIVING YARDS:	162, at Charlotte
TOUCHDOWNS:	3, vs. Austin Peay
LONGEST RECEPTION:	76, at Charlotte
RUSHING YARDS:	41, at Charlotte
LONGEST RUSH:	29, at Charlotte

#### 2022 GAME-BY-GAME RECEIVING

	REC	YDS	TD	LONG
Austin Peay	5	61	3	25
at Hawaii	4	12	0	7
at Indiana	8	77	0	26
FIU	3	123	2	76
Troy	4	23	0	9
at UTSA	11	131	0	38
at MTSU	10	100	1	47
UAB	5	77	0	25
North Texas	8	97	0	22
at Charlotte	6	162	1	64
Rice	6	90	0	36
at Auburn	12	99	0	25
at FAU	8	127	2	46
vs. South Ala.	11	114	2	39
<b>TOTALS</b>	<b>43</b>	<b>1,293</b>	<b>11</b>	<b>76</b>

#### 2021 GAME-BY-GAME RECEIVING

	REC	YDS	TD	LONG
UT Martin	5	51	1	40
at Army	6	63	0	15
Indiana	9	70	1	19
at Michigan St.	7	69	0	25
UTSA	2	33	1	24
at ODU	7	60	1	26
at FIU	7	65	0	22
Charlotte	5	73	0	45
MTSU	6	36	1	11
at Rice	5	37	0	14
FAU	3	17	1	11
at Marshall	4	76	1	33
at UTSA	5	40	0	16
vs. App State	2	1	0	1
<b>TOTALS</b>	<b>73</b>	<b>691</b>	<b>7</b>	<b>45</b>

#### CORLEY'S ACCOLADES

- 2022 NCAA Leader in Yards After Catch (FBS)
- 2022 NCAA Leader in Missed Tackles Forced (FBS)
- 2022 All-CUSA First Team
- 2023 Shrine Bowl 1000
- 2023 Athlon Sports Preseason All-American
- 2023 Phil Steele Preseason All-American
- 2023 Maxwell Award Watch List
- 2023 Wuerffel Trophy Watch List
- 2023 Biletnikoff Award Watch List
- 2023 Senior Bowl Watch List



# 2

### Davion Ervin-Poindexter

QB • 5-11 • 295

r-Senior

Merrillville, Ind.  
Indiana

#### CAREER STATISTICS (AT WKU)

RUSHING ATTEMPTS:	116
RUSHING YARDS:	525
RUSHING TDs:	3
RECEPTIONS:	15
RECEIVING YARDS:	84

#### CAREER-HIGHS (AT WKU)

RUSHING ATTEMPTS:	17, at Florida Atlantic
RUSHING YARDS:	108, at Florida Atlantic
RUSHING TDs:	2, vs. FIU
LONGEST RUSH:	37, vs. Charlotte
RECEPTIONS:	3, vs. South Alabama
RECEIVING YARDS:	33, vs. South Alabama
LONGEST RECEPTION:	34, vs. South Alabama

#### 2022 GAME-BY-GAME RUSHING

	ATT	YDS	TD	LONG
Austin Peay	15	48	0	9
at Hawaii	9	42	1	13
at Indiana	6	12	0	4
FIU	4	29	2	19
Troy	6	8	0	5
at UTSA	0	0	0	0
at MTSU	13	24	0	7
UAB	15	82	0	19
North Texas	11	63	0	13
at Charlotte	3	49	0	37
Rice	1	1	0	1
at Auburn	7	26	0	10
at FAU	17	108	0	20
vs. South Ala.	9	33	0	12
<b>TOTALS</b>	<b>116</b>	<b>525</b>	<b>3</b>	<b>37</b>

#### 2021 GAME-BY-GAME RUSHING (INDIANA)

	ATT	YDS	TD	LONG
at Iowa	2	1	0	1
Idaho	3	17	1	7
Cincinnati	1	37	0	37
at WKU	0	0	0	0
at Penn State	2	2	0	2
Michigan St.	5	40	0	29
Ohio State	1	7	0	7
at Maryland	5	24	0	14
at Michigan	6	23	0	10
Rutgers	5	11	0	6
Minnesota	6	17	0	11
at Purdue	8	47	0	18
<b>TOTALS</b>	<b>44</b>	<b>226</b>	<b>1</b>	<b>37</b>

#### ERVIN-POINDEXTER'S ACCOLADES

- 2023 Doak Walker Award Watch List
- 2021 Bursworth Trophy Nominee (IU)
- 2021 IU Chris Beaty Walk-on Player of the Year



## Defense Key Player Bios



**3**  
**JaQués Evans**  
 LB • 6-2 • 250  
 Junior  
 Dublin, Ga.  
 Dublin HS

### CAREER STATISTICS

TACKLES:	152
TACKLES FOR LOSS:	18.0
SACKS:	11.0
QB HURRIES:	9
FORCED FUMBLES:	2
FUMBLE RECOVERIES:	3
PASS BREAK-UPS:	6
DEFENSIVE TDs:	1

### CAREER-HIGHS

TACKLES:	15, vs. North Texas
TACKLES FOR LOSS:	2.5, 3x, last vs. South Ala.
SACKS:	2.5, vs. Austin Peay
QB HURRIES:	3, at Charlotte
FORCED FUMBLES:	1, vs. Middle Tennessee
FUMBLE RECOVERIES:	1, 2x, last vs. Rice
PASS BREAK-UPS:	1, 5x, last vs. South Ala.
DEFENSIVE TDs:	1, vs. Rice

### 2022 GAME-BY-GAME STATISTICS

	TKL	TFL	SACK	QBH
Austin Peay	13	2.5	2.5	0
at Hawaii	5	2.0	1.0	1
at Indiana	4	0	0	0
FIU	5	0	0	0
Troy	6	1.0	1.0	1
at UTSA	11	0	0	0
at MTSU	9	0	0	0
UAB	9	1.0	0	0
North Texas	15	2.5	1.0	1
at Charlotte	7	1.0	1.0	3
Rice	4	1.5	1.5	0
at Auburn	5	0	0	1
at FAU	7	0	0	1
vs. South Ala.	6	2.5	2.5	0
<b>TOTALS</b>	<b>106</b>	<b>14.0</b>	<b>9.0</b>	<b>8</b>

### 2021 GAME-BY-GAME STATISTICS

	TKL	TFL	SACK	QBH
UT Martin	5	0	0	0
at Army	2	0	0	0
Indiana	2	0	0	0
at Michigan St.	0	0	0	0
UTSA	2	0	0	0
at ODU	2	0	0	0
at FIU	2	0	0	0
Charlotte	5	2.0	0	0
MTSU	6	0	0	0
at Rice	4	0	0	1
FAU	4	2.0	2.0	0
at Marshall	6	0	0	0
at UTSA	0	0	0	0
vs. App State	4	0	0	0
<b>TOTALS</b>	<b>44</b>	<b>4.0</b>	<b>2.0</b>	<b>1</b>

### EVANS' ACCOLADES

- 2023 All-State AFCA Good Works Team Nominee
- Shrine Bowl 1000
- 2023 CUSA Preseason Defensive Player of the Year
- Bronko Nagurski Trophy Watch List
- Wuerffel Trophy Watch List
- Butkus Award Watch List
- Bednarik Award Watch List



**21**  
**Upton Stout**  
 DB • 5-9 • 185  
 r-Sophomore  
 Houston, Texas  
 North Shore HS

### CAREER STATISTICS

TACKLES:	44
TACKLES FOR LOSS:	0.5
INTERCEPTIONS:	4
PASS BREAK-UPS:	2
DEFENSIVE TDs:	1

### CAREER-HIGHS


TACKLES:	8, vs. South Alabama
TACKLES FOR LOSS:	0.5, vs. South Alabama
INTERCEPTIONS:	1, vs. South Alabama
PASS BREAK-UPS:	1, 2x, vs. Rice
DEFENSIVE TDs:	1, vs. Austin Peay

### 2022 GAME-BY-GAME STATISTICS

	TKL	TFL	INT	PBU
Austin Peay	3	0	1	0
at Hawaii	1	0	1	0
at Indiana	4	0	0	0
FIU	4	0	0	1
Troy	6	0	0	0
at UTSA	3	0	0	0
at MTSU	1	0	0	0
UAB	1	0	0	0
North Texas	4	0	0	0
at Charlotte	1	0	1	0
Rice	2	0	0	1
at Auburn	3	0	0	0
at FAU	3	0	0	0
vs. South Ala.	8	0.5	1	0
<b>TOTALS</b>	<b>44</b>	<b>0.5</b>	<b>4</b>	<b>2</b>

### STOUT'S ACCOLADES

- 2022 CUSA Honorable Mention
- 2022 CFN Freshman All-American
- 2023 Jim Thorpe Award Watch List



**15**  
**Aaron Key**  
 LB • 6-2 • 232  
 r-Sophomore  
 Decatur, Ga.  
 Tucker HS

### CAREER STATISTICS

TACKLES:	11
TACKLES FOR LOSS:	2.5
SACKS:	1.5
QB HURRIES:	1
FORCED FUMBLES:	1
FUMBLE RECOVERIES:	2
DEFENSIVE TDs:	1

### CAREER-HIGHS

TACKLES:	5, at Charlotte
TACKLES FOR LOSS:	2.0, at Middle Tennessee
SACKS:	1.0, at Middle Tennessee
QB HURRIES:	1, North Texas
FORCED FUMBLES:	1, at UTSA
FUMBLE RECOVERIES:	1, 2x, last vs. FIU
DEFENSIVE TDs:	1, vs. FIU

### 2022 GAME-BY-GAME STATISTICS

	TKL	TFL	SACK	FF/FR
Austin Peay	1	0	0	0/1
at Hawaii	1	0	0	0/0
at Indiana	0	0	0	0/0
FIU	0	0	0	0/1
Troy	1	0.5	0.5	0/0
at UTSA	1	0	0	1/0
at MTSU	2	2.0	1.0	0/0
UAB	0	0	0	0/0
North Texas	0	0	0	0/0
at Charlotte	5	0	0	0/0
Rice	0	0	0	0/0
at Auburn	0	0	0	0/0
at FAU	0	0	0	0/0
vs. South Ala.	0	0	0	0/0
<b>TOTALS</b>	<b>11</b>	<b>2.5</b>	<b>1.5</b>	<b>1/2</b>

### KEY'S ACCOLADES

- 2022 CUSA All-Freshman Team

## Specialist Key Player Bios



# 46

## Cory Munson

KO • 6-2 • 210

Senior

Warner Robins, Ga.

Northside HS

### CAREER STATISTICS

KICKOFFS: 317  
 YARDS: 19,114  
 AVERAGE: 60.3  
 TOUCHBACKS: 160  
 OUT OF BOUNDS: 9

### 2022 GAME-BY-GAME KICKOFFS

	ATT	AVG	TB	OB
Austin Peay	7	62.0	3	2
at Hawaii	8	61.4	3	0
at Indiana	7	63.0	4	0
FIU	12	60.0	6	0
Troy	6	61.2	3	0
at UTSA	4	60.0	0	1
at MTSU	6	64.0	3	0
UAB	5	63.6	2	0
North Texas	4	64.8	2	0
at Charlotte	9	61.7	4	0
Rice	7	60.1	0	0
at Auburn	4	61.8	1	0
at FAU	4	61.8	3	0
vs. South Ala.	8	64.1	4	0
<b>TOTALS</b>	<b>91</b>	<b>62.0</b>	<b>38</b>	<b>3</b>

### 2021 GAME-BY-GAME KICKOFFS

	ATT	AVG	TB	OB
UT Martin	10	51.2	2	0
at Army	3	56.7	2	0
Indiana	6	60.5	2	1
at Michigan St.	7	54.1	3	1
UTSA	9	65.0	9	0
at Old Dominion	8	56.1	6	0
at FIU	7	61.4	6	0
Charlotte	8	58.6	5	0
Middle Tenn.	9	62.2	8	0
at Rice	7	59.1	3	0
Florida Atlantic	8	64.4	2	1
at Marshall	11	56.7	5	0
at UTSA	8	61.9	7	0
vs. App State	10	60.9	3	0
<b>TOTALS</b>	<b>111</b>	<b>59.2</b>	<b>63</b>	<b>3</b>

### 2020 GAME-BY-GAME KICKOFFS

	ATT	AVG	TB	OB
at Louisville	3	63.0	1	0
Liberty	5	58.4	1	1
at Middle Tenn.	5	59.2	3	0
Marshall	2	42.5	1	1
at UAB	3	64.7	2	0
Chattanooga	4	52.5	2	0
at #10/11 BYU	3	56.6	2	0
at Fla. Atlantic	3	65.0	2	0
So. Miss	3	62.3	0	0
FIU	7	57.3	1	0
at Charlotte	8	60.6	3	1
vs. GA State	3	54.0	1	0
<b>TOTALS</b>	<b>49</b>	<b>58.5</b>	<b>19</b>	<b>3</b>

### 2019 GAME-BY-GAME KICKOFFS

	ATT	AVG	TB	OB
Central AR	5	60.8	2	0
at FIU	4	62.3	3	0
vs. Louisville	3	65.0	2	0
UAB	5	64.2	2	0
at Old Dom.	5	65.0	4	0
Army	4	65.0	4	0
Charlotte	7	61.4	6	0
at Marshall	4	64.3	3	0
Fla. Atlantic	5	61.2	1	0
at Arkansas	8	60.6	2	0
at So. Miss	5	60.8	2	0
Middle Tenn.	6	49.3	2	0
vs. W. Michigan	5	60.0	0	0
<b>TOTALS</b>	<b>66</b>	<b>61.1</b>	<b>33</b>	<b>0</b>



# 47

## Tom Ellard

P • 5-10 • 170

r-Sophomore

Melbourne, Australia

Prokick Australia

### CAREER STATISTICS

PUNTS: 43  
 YARDS: 1,824  
 AVERAGE: 42.4  
 TOUCHBACKS: 1  
 FAIR CATCHES: 17  
 INSIDE 20: 18  
 50+ YARDS: 6  
 LONG: 64

### 2022 GAME-BY-GAME PUNTS

	ATT	AVG	TB	LONG
Austin Peay	6	45.0	0	57
at Hawaii	3	41.7	0	46
at Indiana	3	44.7	0	60
FIU	2	38.5	0	39
Troy	2	48.5	0	49
at UTSA	3	45.0	0	54
at MTSU	5	46.6	0	64
UAB	5	35.2	0	42
North Texas	4	46.0	1	57
at Charlotte	1	47.0	0	47
Rice	-	-	-	-
at Auburn	4	38.5	0	43
at FAU	3	38.3	0	43
vs. South Ala.	2	38.5	0	43
<b>TOTALS</b>	<b>43</b>	<b>42.4</b>	<b>1</b>	<b>64</b>

### ELLARD'S ACCOLADES

- 2022 All-CUSA Honorable Mention
- 2022 All-CUSA Freshman Team
- 2022 CFN All-American Honorable Mention



# 19

## Craig Burt Jr.

KR/PR • 6-4 • 205

r-Senior

Columbus, Ohio

Centennial HS

### CAREER STATISTICS

KICK RETURNS: 1  
 KICK RETURN YARDS: 43  
 KICK RETURN TDs: 1  
 LONG: 43  
 PUNT RETURNS: 1  
 PUNT RETURN YARDS: 0

### 2022 GAME-BY-GAME PUNT RETURNS

	ATT	YDS	TD	LONG
Austin Peay	1	0	0	0
at Hawaii	0	0	0	0
at Indiana	0	0	0	0
FIU	0	0	0	0
Troy	0	0	0	0
at UTSA	0	0	0	0
at MTSU	0	0	0	0
UAB	0	0	0	0
North Texas	0	0	0	0
at Charlotte	0	0	0	0
Rice	0	0	0	0
at Auburn	0	0	0	0
at FAU	0	0	0	0
vs. South Ala.	0	0	0	0
<b>TOTALS</b>	<b>1</b>	<b>0</b>	<b>0</b>	<b>0</b>

### 2021 GAME-BY-GAME KICK RETURNS

	ATT	YDS	TD	LONG
UT Martin	0	0	0	0
at Army	0	0	0	0
Indiana	0	0	0	0
at Michigan St.	0	0	0	0
UTSA	0	0	0	0
at Old Dominion	0	0	0	0
at FIU	0	0	0	0
Charlotte	0	0	0	0
Middle Tenn.	0	0	0	0
at Rice	0	0	0	0
Florida Atlantic	0	0	0	0
at Marshall	1	43	1	43
at UTSA	0	0	0	0
vs. App State	0	0	0	0
<b>TOTALS</b>	<b>1</b>	<b>43</b>	<b>1</b>	<b>43</b>



# Game-By-Game INFO

## GAME-BY-GAME NOTABLES

Opponent	Team Captains (O, D, ST)	Coin Toss	Kick or Receive	Game Start	Game End	Game Length	Game Temp.	Helmet Style	Jersey Color	Pants Color	Game Result
South Florida											
Houston Christian											
at Ohio State											
at Troy											
Middle Tennessee*											
at Louisiana Tech*											
at Jacksonville State*											
Liberty*											
at UTEP*											
New Mexico State*											
Sam Houston*											
at FIU*											

## GAME-BY-GAME STARTERS – OFFENSE

OPPONENT	QB	RB/WR	WR	WR	WR	TE/WR	LT	LG	C	RG	RT
South Florida											
Houston Christian											
at Ohio State											
at Troy											
Middle Tennessee*											
at Louisiana Tech*											
at Jacksonville State*											
Liberty*											
at UTEP*											
New Mexico State*											
Sam Houston*											
at FIU*											

## GAME-BY-GAME STARTERS – DEFENSE

OPPONENT	DE	DT	DT	DE/LB	LB	LB	LB/S	CB	SAF	SAF	CB
South Florida											
Houston Christian											
at Ohio State											
at Troy											
Middle Tennessee*											
at Louisiana Tech*											
at Jacksonville State*											
Liberty*											
at UTEP*											
New Mexico State*											
Sam Houston*											
at FIU*											

## GAME-BY-GAME STARTERS – SPECIALISTS

OPPONENT	K	P	LS	KO
South Florida				
Houston Christian				
at Ohio State				
at Troy				
Middle Tennessee*				
at Louisiana Tech*				
at Jacksonville State*				
Liberty*				
at UTEP*				
New Mexico State*				
Sam Houston*				
at FIU*				





# Big Plays OVERVIEW

## TURNOVERS

Opponent	FUM	Forced by WKU			Pts. Off.	Def. TD	Pts. Off Margin	Forced by Opponent				
		INT	Total					INT	Total	Pts. Off.	Def. TD	
South Florida												
Houston Christian												
at Ohio State												
at Troy												
Middle Tennessee*												
at Louisiana Tech*												
at Jacksonville State*												
Liberty*												
at UTEP*												
New Mexico State*												
Sam Houston*												
at FIU*												
TOTALS												

## WKU BIG PLAYS

Opponent	Rushing				Passing				Special Teams		Defense (20+)	
	10-19	20-29	30-39	40+	20-29	30-39	40-49	50+	KR (30+)	PR (20+)	INT	FUM
South Florida												
Houston Christian												
at Ohio State												
at Troy												
Middle Tennessee*												
at Louisiana Tech*												
at Jacksonville State*												
Liberty*												
at UTEP*												
New Mexico State*												
Sam Houston*												
at FIU*												
TOTALS												

## OPPONENT BIG PLAYS

Opponent	Rushing				Passing				Special Teams		Defense (20+)	
	10-19	20-29	30-39	40+	20-29	30-39	40-49	50+	KR (30+)	PR (20+)	INT	FUM
South Florida												
Houston Christian												
at Ohio State												
at Troy												
Middle Tennessee*												
at Louisiana Tech*												
at Jacksonville State*												
Liberty*												
at UTEP*												
New Mexico State*												
Sam Houston*												
at FIU*												
TOTALS												



# Explosive PLAYS

Yards	Type	Player/s	Opp.	Qtr.
<b>Bold</b> indicates touchdown-scoring play				
* indicates Conference USA opponent				

### BY TYPE (TD)

Passing .....	N/A
Kickoff Return (30+).....	N/A
Interception Return .....	N/A
Fumble Return.....	N/A
Rushing .....	N/A
Punt Return .....	N/A
<b>TOTAL .....</b>	<b>N/A</b>

### BY OPPONENT

Austin Peay .....	N/A
at Hawaii.....	N/A
at Indiana.....	N/A
FIU* .....	N/A
Troy.....	N/A
at UTSA*.....	N/A
at Middle Tennessee*.....	N/A
UAB* .....	N/A
North Texas*.....	N/A
at Charlotte*.....	N/A
Rice* .....	N/A
at Auburn .....	N/A
at Florida Atlantic*.....	N/A

### BY GAME TYPE

Conference USA.....	N/A
Non-Conference .....	N/A

### BY QUARTER

1st.....	N/A
2nd.....	N/A
3rd.....	N/A
4th.....	N/A

### PASSING

### RECEIVING

### RUSHING

### INTERCEPTION RETURN

### FUMBLE RETURN

### KICKOFF RETURN (30+)

### PUNT RETURN



# Drive SUMMARIES

South Florida	Qtr.	Time	Plays	Yds.	Elapsed
Houston Christian	Qtr.	Time	Plays	Yds.	Elapsed
at Ohio State	Qtr.	Time	Plays	Yds.	Elapsed
at Troy	Qtr.	Time	Plays	Yds.	Elapsed
Middle Tennessee*	Qtr.	Time	Plays	Yds.	Elapsed
at Louisiana Tech*	Qtr.	Time	Plays	Yds.	Elapsed
at Jacksonville State*	Qtr.	Time	Plays	Yds.	Elapsed
Liberty*	Qtr.	Time	Plays	Yds.	Elapsed
at UTEP*	Qtr.	Time	Plays	Yds.	Elapsed
New Mexico State*	Qtr.	Time	Plays	Yds.	Elapsed
Sam Houston*	Qtr.	Time	Plays	Yds.	Elapsed
at FIU*	Qtr.	Time	Plays	Yds.	Elapsed

## WKU ALL SCORING DRIVES

Opponent	No.	Plays	Yards	Time
South Florida				
Houston Christian				
at Ohio State				
at Troy				
Middle Tennessee*				
at Louisiana Tech*				
at Jacksonville State*				
Liberty*				
at UTEP*				
New Mexico State*				
Sam Houston*				
at FIU*				
<b>TOTAL AVERAGES</b>				

## WKU TOUCHDOWN DRIVES

Opponent	No.	Plays	Yards	Time
South Florida				
Houston Christian				
at Ohio State				
at Troy				
at Middle Tennessee*				
at Louisiana Tech*				
at Jacksonville State*				
Liberty*				
at UTEP*				
New Mexico State*				
Sam Houston*				
at FIU*				
<b>AVERAGES</b>				

## GAME-OPENING DRIVES

	-----WKU-----				-----OPP-----			
	Plays	Yds.	TOP	Result	Plays	Yds.	TOP	Result
South Florida								
HCU								
at Ohio State								
at Troy								
Middle Tenn.*								
at La Tech*								
at Jax State*								
Liberty*								
at UTEP*								
New Mexico St.*								
Sam Houston*								
at FIU*								

## SECOND HALF-OPENING DRIVES

	-----WKU-----				-----OPP-----			
	Plays	Yds.	TOP	Result	Plays	Yds.	TOP	Result
South Florida								
HCU								
at Ohio State								
at Troy								
Middle Tenn.*								
at La Tech*								
at Jax State*								
Liberty*								
at UTEP*								
New Mexico St.*								
Sam Houston*								
at FIU*								





2022-23 Western Ky. Football  
Game Results  
All games

Team Results

	Date	Opponent		Score	Overall	Conf	Time	Attend
	08/27/2022	Austin Peay	W	38-27	1-0	0-0	3:51	13688
	09/03/2022	at Hawaii	W	49-17	2-0	0-0	3:32	9346
	09/17/2022	at Indiana	Lot1	30-33	2-1	0-0	3:55	48952
*	09/24/2022	FIU	W	73-0	3-1	1-0	3:55	15127
	10/01/2022	Troy	L	27-34	3-2	1-0	3:55	20168
*	10/08/2022	at UTSA	L	28-31	3-3	1-1	3:34	22328
*	10/15/2022	at Middle Tenn.	W	35-17	4-3	2-1	3:36	14806
*	10/21/2022	UAB	W	20-17	5-3	3-1	3:23	16334
*	10/29/2022	North Texas	L	13-40	5-4	3-2	3:24	17194
*	11/05/2022	at Charlotte	W	59-7	6-4	4-2	3:18	10857
*	11/12/2022	Rice	W	45-10	7-4	5-2	3:19	10127
	11/19/2022	at Auburn	L	17-41	7-5	5-2	3:33	81824
*	11/26/2022	at Fla. Atlantic	Wot1	32-31	8-5	6-2	3:54	18376
	12/21/2022	vs South Alabama	W	44-23	9-5	6-2	3:45	13456



**2022-23 Western Ky. Football  
Team Game-by-Game  
All games**

Date	Opponent	Rushing				Receiving				Passing				Kick Returns				Punt Returns				tot off		
		no.	yds	td	lg	no.	yds	td	lg	cmp	att	int	yds	td	lg	no.	yds	td	lg	no.	yds		td	lg
08/27/2022	Austin Peay	32	107	0	15	19	276	4	48	19	33	1	276	4	48	0	0	0	0	3	31	0	19	383
09/03/2022	at Hawaii	29	141	3	13	22	271	3	47	22	31	1	271	3	47	1	23	0	23	1	-12	0	0	412
09/17/2022	at Indiana	36	216	1	59	33	329	2	44	33	45	1	329	2	44	1	26	0	26	2	10	0	9	545
09/24/2022	FIU	27	210	3	35	37	480	6	76	37	45	1	480	6	76	0	0	0	0	0	0	0	0	690
10/01/2022	Troy	29	64	0	16	39	406	3	55	39	57	1	406	3	55	1	14	0	14	0	0	0	0	470
10/08/2022	at UTSA	24	108	2	33	35	373	2	38	35	49	0	373	2	38	2	57	0	38	0	0	0	0	481
10/15/2022	at Middle Tenn.	36	165	2	37	32	278	2	47	32	49	1	278	2	47	4	53	0	25	3	28	0	23	443
10/21/2022	UAB	44	224	2	32	14	128	0	25	14	23	0	128	0	25	0	0	0	0	1	26	0	26	352
10/29/2022	North Texas	30	146	0	15	29	320	1	52	29	49	1	320	1	52	2	42	0	23	1	-3	0	0	466
11/05/2022	at Charlotte	17	131	0	37	25	461	7	64	25	41	0	461	7	64	0	0	0	0	0	0	0	0	592
11/12/2022	Rice	22	118	1	36	23	377	3	62	23	34	1	377	3	62	1	24	0	24	1	46	1	46	495
11/19/2022	at Auburn	29	85	0	12	28	300	2	34	28	59	2	300	2	34	7	168	0	55	0	0	0	0	385
11/26/2022	at Fla. Atlantic	33	161	1	20	28	410	3	46	28	52	1	410	3	46	2	31	0	19	3	9	0	8	571
12/21/2022	vs South Alabama	26	155	0	39	37	522	5	44	37	56	1	522	5	44	2	43	0	25	0	0	0	0	677
<b>Western Ky.</b>		<b>414</b>	<b>2031</b>	<b>15</b>	<b>59</b>	<b>401</b>	<b>4931</b>	<b>43</b>	<b>76</b>	<b>401</b>	<b>623</b>	<b>12</b>	<b>4931</b>	<b>43</b>	<b>76</b>	<b>23</b>	<b>481</b>	<b>0</b>	<b>55</b>	<b>15</b>	<b>135</b>	<b>1</b>	<b>46</b>	<b>6962</b>
<b>Opponents</b>		<b>527</b>	<b>2067</b>	<b>17</b>	<b>64</b>	<b>310</b>	<b>3305</b>	<b>21</b>	<b>59</b>	<b>310</b>	<b>498</b>	<b>19</b>	<b>3305</b>	<b>21</b>	<b>59</b>	<b>41</b>	<b>777</b>	<b>0</b>	<b>38</b>	<b>8</b>	<b>78</b>	<b>0</b>	<b>33</b>	<b>5372</b>

**Western Ky. Averages**

Games	Avg/ rush	Avg/ catch	Pass effic	KR avg	PR avg	All purpose avg/game	Total offense avg/game
14	4.9	12.3	149.8	20.9	9.0	563.7	497.3

Date	Opponent	Tackles			Sacks	Fumble	Pass Defense			blkd	PAT attempts			off				
		ua	a total	tfl-yds	no-yds	ff	fr-yds	int-yds	qbh	brup	kick	kick	rush	rcv	saf	t/o	pts	
08/27/2022	Austin Peay	41	40	81	8.0-44	5-33	1	2-0	2-34	4	1	0	5-5	0	0	0	21	38
09/03/2022	at Hawaii	57	8	65	8.0-25	2-11	1	1-5	5-100	6	3	0	7-7	0	0	0	28	49
09/17/2022	at Indiana	51	34	85	7.0-25	3-15	0	1-0	0-0	4	6	0	3-3	0	0	0	0	30
09/24/2022	FIU	36	34	70	2.0-6	0-0	0	1-50	1-0	3	5	0	10-10	0	0	0	14	73
10/01/2022	Troy	46	16	62	4.0-15	4-15	0	0-0	1-0	4	1	0	3-3	0	0	0	0	27
10/08/2022	at UTSA	45	42	87	3.0-4	0-0	3	1-0	0-0	1	4	0	4-4	0	0	0	0	28
10/15/2022	at Middle Tenn.	49	18	67	7.0-32	1-21	1	1-0	1-42	4	7	0	5-5	0	0	0	7	35
10/21/2022	UAB	25	40	65	5.0-22	3-17	3	3-32	1-11	0	2	0	2-2	0	0	0	14	20
10/29/2022	North Texas	43	20	63	4.0-11	1-7	0	0-0	0-0	2	1	1	1-1	0	0	0	0	13
11/05/2022	at Charlotte	50	30	80	5.0-30	5-30	1	1-0	2-76	8	3	0	8-8	0	0	0	14	59
11/12/2022	Rice	38	34	72	4.0-31	3-29	2	2-14	4-4	1	4	0	6-6	0	0	0	14	45
11/19/2022	at Auburn	44	10	54	6.0-22	1-9	0	0-0	0-0	1	4	0	2-2	0	0	0	0	17
11/26/2022	at Fla. Atlantic	34	36	70	0.0-0	0-0	0	0-0	0-0	2	1	0	3-3	0	1	0	0	32
12/21/2022	vs South Alabama	46	30	76	7.0-34	4-27	0	0-0	2-47	0	6	0	5-5	0	0	0	3	44
<b>Western Ky.</b>		<b>605</b>	<b>392</b>	<b>997</b>	<b>70.0-301</b>	<b>32-214</b>	<b>12</b>	<b>13-101</b>	<b>19-314</b>	<b>40</b>	<b>48</b>	<b>1</b>	<b>64-64</b>	<b>0</b>	<b>1</b>	<b>0</b>	<b>115</b>	<b>510</b>
<b>Opponents</b>		<b>570</b>	<b>326</b>	<b>896</b>	<b>51.0-192</b>	<b>14-92</b>	<b>9</b>	<b>10-0</b>	<b>12-80</b>	<b>22</b>	<b>85</b>	<b>1</b>	<b>35-37</b>	<b>0</b>	<b>1</b>	<b>0</b>	<b>60</b>	<b>328</b>

Date	Opponent	Punting										Field Goals			Kickoffs			
		no.	yds	avg	long	blkd	tb	fc	50+	i20	md-att	long	blkd	no.	yds	avg	tb	ob
08/27/2022	Austin Peay	6	270	45.0	57	0	0	2	2	3	1-1	23	0	8	434	54.3	3	2
09/03/2022	at Hawaii	3	125	41.7	46	0	0	0	0	0	0-1	0	0	8	491	61.4	3	0
09/17/2022	at Indiana	3	134	44.7	60	0	0	1	1	1	3-5	34	1	7	441	63.0	4	0
09/24/2022	FIU	2	77	38.5	39	0	0	1	0	0	1-1	30	0	12	720	60.0	6	0
10/01/2022	Troy	2	97	48.5	49	0	0	0	0	2	2-2	47	0	6	367	61.2	3	0
10/08/2022	at UTSA	3	135	45.0	54	0	0	1	1	1	0-0	0	0	4	240	60.0	0	1
10/15/2022	at Middle Tenn.	5	233	46.6	64	0	0	2	1	2	0-0	0	0	6	384	64.0	3	0
10/21/2022	UAB	5	176	35.2	42	0	0	3	0	3	2-3	47	0	5	318	63.6	2	0
10/29/2022	North Texas	4	184	46.0	57	0	1	1	1	1	2-3	43	0	4	259	64.8	2	0
11/05/2022	at Charlotte	1	47	47.0	47	0	0	1	0	1	1-1	40	0	9	555	61.7	4	0
11/12/2022	Rice	0	0	0.0	0	0	0	0	0	0	1-1	25	0	7	426	60.9	0	0



2022-23 Western Ky. Football  
 Team Game-by-Game  
 All games

Date	Opponent	Punting										Field Goals			Kickoffs			
		no.	yds	avg	long	blkd	tb	fc	50+	i20	md-att	long	blkd	no.	yds	avg	tb	ob
11/19/2022	at Auburn	4	154	38.5	43	0	0	2	0	1	1-2	27	0	4	247	61.8	1	0
11/26/2022	at Fla. Atlantic	4	149	37.3	43	0	0	3	0	2	1-1	51	0	5	312	62.4	4	0
12/21/2022	vs South Alabama	2	77	38.5	43	0	0	1	0	1	3-4	31	0	8	513	64.1	4	0
<b>Western Ky.</b>		<b>44</b>	<b>1858</b>	<b>42.2</b>	<b>64</b>	<b>0</b>	<b>1</b>	<b>18</b>	<b>6</b>	<b>18</b>	<b>18-25</b>	<b>51</b>	<b>1</b>	<b>93</b>	<b>5707</b>	<b>61.4</b>	<b>39</b>	<b>3</b>
<b>Opponents</b>		<b>73</b>	<b>3231</b>	<b>44.3</b>	<b>72</b>	<b>0</b>	<b>6</b>	<b>32</b>	<b>18</b>	<b>30</b>	<b>19-20</b>	<b>51</b>	<b>0</b>	<b>65</b>	<b>3968</b>	<b>61.0</b>	<b>36</b>	<b>2</b>



2022-23 Western Ky. Football  
Overall Team Statistics  
All games

Team Statistics

	WESTKY	OPP
<b>Scoring</b>	<b>510</b>	<b>328</b>
Points per game	36.4	23.4
Points Off Turnovers	115	60
<b>First Downs</b>	<b>345</b>	<b>304</b>
Rushing	113	116
Passing	208	161
Penalty	24	27
<b>Rushing Yardage</b>	<b>2031</b>	<b>2067</b>
Yards gained rushing	2221	2417
Yards lost rushing	190	350
Rushing attempts	414	527
Average per rush	4.9	3.9
Average per game	145.1	147.6
TDs Rushing	15	17
<b>Passing Yardage</b>	<b>4931</b>	<b>3305</b>
Comp-Att-Int	401-623-12	310-498-19
Average per pass	7.9	6.6
Average per catch	12.3	10.7
Average per game	352.2	236.1
TDs Passing	43	21
<b>Total offense</b>	<b>6962</b>	<b>5372</b>
Total plays	1037	1025
Average per play	6.7	5.2
Average per game	497.3	383.7
<b>Kick returns: #-Yards</b>	<b>23-481</b>	<b>41-777</b>
<b>Punt returns: #-Yards</b>	<b>15-135</b>	<b>8-78</b>
<b>Int returns: #-Yards</b>	<b>19-314</b>	<b>12-80</b>
<b>Kick return average</b>	<b>20.9</b>	<b>19.0</b>
<b>Punt return average</b>	<b>9.0</b>	<b>9.8</b>
<b>Int return average</b>	<b>16.5</b>	<b>6.7</b>
<b>Fumbles-Lost</b>	<b>15-10</b>	<b>23-13</b>
<b>Penalties-Yards</b>	<b>87-805</b>	<b>92-824</b>
Average per game	57.5	58.9
<b>Punts-Yards</b>	<b>44-1858</b>	<b>73-3231</b>
Average per punt	42.2	44.3
Net punt average	40.0	40.9
<b>Kickoffs-Yards</b>	<b>93-5707</b>	<b>65-3968</b>
Average per kick	61.4	61.0
Net kick average	40.1	37.5
<b>Time of possession / game</b>	<b>28:52</b>	<b>31:08</b>
<b>3rd-down conversion</b>	<b>78/188</b>	<b>75/210</b>
3rd-down pct	41%	36%
<b>4rd-down conversion</b>	<b>15/37</b>	<b>14/31</b>





2022-23 Western Ky. Football  
Overall Team Statistics  
All games

	WESTKY	OPP
4rd-down pct	41%	45%
<b>Sacks by-Yards</b>	<b>32-214</b>	<b>14-92</b>
<b>Misc Yards</b>	<b>0</b>	<b>0</b>
<b>Touchdowns scored</b>	<b>65</b>	<b>39</b>
<b>Field goals - attempts</b>	<b>18-25</b>	<b>19-20</b>
<b>On-Side kicks</b>	<b>0-1</b>	<b>0-3</b>
<b>Red-zone scores</b>	<b>(48-60) 80%</b>	<b>(40-45) 89%</b>
<b>Red-zone touchdowns</b>	<b>(35-60) 58%</b>	<b>(27-45) 60%</b>
<b>PAT-attempts</b>	<b>(64-64) 100%</b>	<b>(35-37) 95%</b>
<b>2-point conversion-attempts</b>	<b>(1-1) 100%</b>	<b>(1-2) 50%</b>
<b>Attendance</b>	<b>92638</b>	<b>206489</b>
Games / Avg per game	6/15440	7/29498
Neutral site games	-	1/13456

Score by Periods

Team	1st	2nd	3rd	4th	OT	TOT
Western Ky.	91	192	92	127	8	510
Opponents	74	74	64	106	10	328



2022-23 Western Ky. Football  
Overall Defense Statistics  
All games

Team Defense

##	Player	gp	Tackles				Sacks	Pass defense			Fumbles		blkd	
			ua	a	tot	tfl/yds	no-yds	int-yds	brup	qbh	fr-yds	ff	kick	saf
3	JaQues Evans	14	63	43	106	13.5-77	8.5-67	.	5	8	2-46	.	1	.
24	Derrick Smith	14	63	36	99	6-22	3-18	1-0	4	.	1-0	1	.	.
12	Kahlef Hailassie	12	44	21	65	8-32	3-16	2-11	10	1	1-0	2	.	.
20	Kaleb Oliver	14	42	20	62	3.5-25	2-23	4-72	1	2	1-0	1	.	.
23	Will Ignont	14	33	29	62	0.5-2	.	.	3	.	.	.	.	.
11	Talique Allen	14	25	22	47	2-6	.	.	2	1	1-0	2	.	.
21	Upton Stout	14	29	15	44	0.5-1	.	4-105	2	.	.	.	.	.
16	Kendrick Simpkins	12	28	14	42	1-4	.	1-0	3	.	.	1	.	.
34	Juwuan Jones	14	19	22	41	3.5-7	1.5-3	1-38	.	2	1-0	.	.	.
1	Jaden Hunter	13	22	19	41	4-15	1.5-10	.	.	.	.	.	.	.
0	Lorenzo Hernandez	14	20	16	36	3.5-16	1.5-13	.	1	4	.	.	.	.
99	Brodrick Martin	14	15	16	31	1.5-5	1.5-5	.	2	7	.	1	.	.
9	Dominique Bradshaw	12	23	5	28	1.5-2	.	.	1	.	.	.	.	.
14	Davion Williams	13	16	9	25	.	.	.	5	.	1-0	.	.	.
97	Darius Shipp	14	12	10	22	1-1	.	.	.	3	.	.	.	.
5	Rome Weber	11	11	10	21	.	.	.	4	.	.	.	.	.
13	Terrion Thompson	14	9	12	21	4-16	2-13	.	.	3	.	.	.	.
7	Tre Shaw	13	13	6	19	0.5-2	0.5-2	1-4	2	.	.	1	.	.
44	Dareon Goodrum	12	11	6	17	1.5-12	1.5-12	.	.	.	1-0	.	.	.
35	Mike Allen	14	8	8	16	2.5-10	2-9	.	.	5	.	.	.	.
2	A.J. Brathwaite, Jr.	8	12	4	16	1-1	.	1-0	.	.	.	.	.	.
18	C.J. Jones	12	11	5	16	3.5-12	0.5-1	.	1	2	.	1	.	.
40	B.J. Wagner	9	5	8	13	1-2	.	1-0	.	.	1-0	.	.	.
25	Bryson Washington	13	8	4	12	.	.	.	.	.	.	.	.	.
48	Niko Cooper	13	9	3	12	.	.	.	.	1	.	1	.	.
19	Virgil Marshall	8	8	4	12	1-1	1-1	.	1	.	.	.	.	.
15	Aaron Key	13	9	2	11	2.5-25	1.5-21	.	.	1	2-50	1	.	.
31	Anthony Brackenridge	13	5	5	10	.	.	1-42	.	.	.	.	.	.
22	Darius Thomas	8	6	3	9	.	.	1-42	1	.	.	.	.	.
4	Michael Mathison	14	2	2	4	.	.	.	.	.	.	.	.	.
46	Cory Munson	14	3	1	4	.	.	.	.	.	.	.	.	.
92	Marcus Patterson	3	2	1	3	.	.	.	.	.	.	.	.	.
17	Dalvin Smith	14	3	.	3	.	.	.	.	.	.	.	.	.
95	Deante McCray	3	2	1	3	1-3	.	.	.	.	.	.	.	.
55	Dante Walker	4	2	1	3	.	.	.	.	.	.	.	.	.
6	T.J. Springer	3	2	.	2	.	.	1-0	.	.	.	.	.	.
58	Matthew Flint	9	1	1	2	.	.	.	.	.	1-5	.	.	.
26	Amaari Smith	1	1	1	2	.	.	.	.	.	.	.	.	.
2	Davion Ervin-Poindexter	14	1	.	1	1-2	.	.	.	.	.	.	.	.
5	Dakota Thomas	4	.	1	1	.	.	.	.	.	.	.	.	.
27	Kiwon Harris	3	.	1	1	.	.	.	.	.	.	.	.	.



2022-23 Western Ky. Football  
Overall Defense Statistics  
All games

##	Player	gp	Tackles				Sacks	Pass defense			Fumbles		blkd	
			ua	a	tot	tfl/yds		no-yds	int-yds	brup	qbh	fr-yds	ff	kick
8	Kye Robichaux	8	1	.	1	.	.	.	.	.	.	.	.	.
37	Maximus Pulley	10	1	.	1	.	.	.	.	.	.	.	.	.
98	Hosea Wheeler	4	.	1	1	.	.	.	.	.	.	.	.	.
29	Dezmion Roberson	2	.	1	1	.	.	.	.	.	.	.	.	.
47	Tom Ellard	13	1	.	1	.	.	.	.	.	.	.	.	.
0	Jaylen Hall	14	.	1	1	.	.	.	.	.	.	.	.	.
30	Markese Stepp	4	1	.	1	.	.	.	.	.	.	.	.	.
89	Joey Beljan	14	.	1	1	.	.	.	.	.	.	.	.	.
17	Travis Collier	5	1	.	1	.	.	.	.	.	.	.	.	.
<b>Totals</b>		<b>14</b>	<b>605</b>	<b>392</b>	<b>997</b>	<b>70-301</b>	<b>32-214</b>	<b>19-314</b>	<b>48</b>	<b>40</b>	<b>13-101</b>	<b>12</b>	<b>1</b>	<b>0</b>
Opponents		14	570	326	896	51-192	14-92	12-80	85	22	10-0	9	1	0



2022-23 Western Ky. Football  
Team Game Highs  
All games

Western Ky. - Game Highs

<b>RUSHES</b>	44	UAB (10/21/2022)
<b>YARDS RUSHING</b>	224	UAB (10/21/2022)
<b>YARDS PER RUSH</b>	7.8	FIU (09/24/2022)
<b>TD RUSHES</b>	3	at Hawaii (09/03/2022)
	3	FIU (09/24/2022)
<b>PASS ATTEMPTS</b>	59	at Auburn (11/19/2022)
<b>PASS COMPLETIONS</b>	39	Troy (10/01/2022)
<b>YARDS PASSING</b>	522	vs South Alabama (N) (12/21/2022)
<b>YARDS PER PASS</b>	11.2	at Charlotte (11/05/2022)
<b>TD PASSES</b>	7	at Charlotte (11/05/2022)
<b>TOTAL PLAYS</b>	88	at Auburn (11/19/2022)
<b>TOTAL OFFENSE</b>	690	FIU (09/24/2022)
<b>YARDS PER PLAY</b>	10.2	at Charlotte (11/05/2022)
<b>POINTS</b>	73	FIU (09/24/2022)
<b>SACKS BY</b>	5	at Charlotte (11/05/2022)
	5	Austin Peay (08/27/2022)
<b>FIRST DOWNS</b>	32	FIU (09/24/2022)
<b>PENALTIES</b>	11	UAB (10/21/2022)
<b>PENALTY YARDS</b>	86	UAB (10/21/2022)
	86	Austin Peay (08/27/2022)
<b>TURNOVERS</b>	3	at Fla. Atlantic (11/26/2022)
	3	at Middle Tenn. (10/15/2022)
<b>PUNTS</b>	6	Austin Peay (08/27/2022)
<b>PUNTING AVG</b>	48.5	Troy (10/01/2022)
<b>LONG PUNT</b>	64	at Middle Tenn. (10/15/2022)
<b>PUNTS INSIDE 20</b>	3	UAB (10/21/2022)
	3	Austin Peay (08/27/2022)
<b>LONG PUNT RETURN</b>	46	Rice (11/12/2022)





**2022-23 Western Ky. Football  
Individual Game Highs  
All games**

**Western Ky. - Individual Game Highs**

<b>RUSHES</b>	17	Davion Ervin-Poindexter at Fla. Atlantic (11/26/2022)
<b>YARDS RUSHING</b>	135	Kye Robichaux at Indiana (09/17/2022)
<b>TD RUSHES</b>	2	Austin Reed vs UAB (10/21/2022)
	2	Davion Ervin-Poindexter vs FIU (09/24/2022)
<b>LONG RUSH</b>	59	Kye Robichaux at Indiana (09/17/2022)
<b>PASS ATTEMPTS</b>	57	Austin Reed vs Troy (10/01/2022)
<b>PASS COMPLETIONS</b>	39	Austin Reed vs Troy (10/01/2022)
<b>YARDS PASSING</b>	497	Austin Reed vs South Alabama (N) (12/21/2022)
<b>TD PASSES</b>	6	Austin Reed at Charlotte (11/05/2022)
<b>LONG PASS</b>	76	Austin Reed vs FIU (09/24/2022)
<b>RECEPTIONS</b>	12	Malachi Corley at Auburn (11/19/2022)
	12	Daewood Davis vs Troy (10/01/2022)
<b>YARDS RECEIVING</b>	162	Malachi Corley at Charlotte (11/05/2022)
<b>TD RECEPTIONS</b>	3	Malachi Corley vs Austin Peay (08/27/2022)
<b>LONG RECEPTION</b>	76	Malachi Corley vs FIU (09/24/2022)
<b>PUNTS</b>	6	Tom Ellard vs Austin Peay (08/27/2022)
<b>PUNTING AVG</b>	48.5	Tom Ellard vs Troy (10/01/2022)
<b>LONG PUNT</b>	64	Tom Ellard at Middle Tenn. (10/15/2022)
<b>PUNTS INSIDE 20</b>	3	Tom Ellard vs UAB (10/21/2022)
	3	Tom Ellard vs Austin Peay (08/27/2022)
<b>LONG PUNT RETURN</b>	46	Jaylen Hall vs Rice (11/12/2022)
<b>LONG KICKOFF RETURN</b>	55	Michael Mathison at Auburn (11/19/2022)
<b>TACKLES</b>	15	JaQues Evans vs North Texas (10/29/2022)
<b>SACKS</b>	2.5	JaQues Evans vs Austin Peay (08/27/2022)
<b>TACKLES FOR LOSS</b>	2.5	JaQues Evans vs South Alabama (N) (12/21/2022)
	2.5	Kahlef Hailassie at Middle Tenn. (10/15/2022)
	2.5	JaQues Evans vs Austin Peay (08/27/2022)



**2022-23 Western Ky. Football  
Individual Statistics  
All games**

**Rushing**

Player	gp	att	gain	loss	net	avg	td	lg	avg/g
Davion Ervin-Poindexter	14	116	542	17	525	4.5	3	37	37.5
Kye Robichaux	8	73	499	3	496	6.8	3	59	62.0
L.T. Sanders	9	44	293	1	292	6.6	1	35	32.4
Austin Reed	14	91	331	107	224	2.5	8	20	16.0
Markese Stepp	4	28	171	5	166	5.9	0	39	41.5
Jakairi Moses	10	26	157	5	152	5.8	0	29	15.2
Malachi Corley	14	11	88	1	87	7.9	0	29	6.2
Michael Mathison	14	5	61	0	61	12.2	0	31	4.4
Jaylen Hall	14	3	48	0	48	16.0	0	29	3.4
Daewood Davis	12	1	15	0	15	15.0	0	15	1.3
Darius Ocean	5	8	16	35	-19	-2.4	0	8	-3.8
Team	14	8	0	16	-16	-2.0	0	0	-1.1
<b>Total</b>	<b>14</b>	<b>414</b>	<b>2221</b>	<b>190</b>	<b>2031</b>	<b>4.9</b>	<b>15</b>	<b>59</b>	<b>145.1</b>
<b>Opponents</b>	<b>14</b>	<b>527</b>	<b>2417</b>	<b>350</b>	<b>2067</b>	<b>3.9</b>	<b>17</b>	<b>64</b>	<b>147.6</b>

**Passing**

Player	gp	effic	comp-att-int	pct	yds	td	lg	avg/g
Austin Reed	14	148.9	389-603-11	64.5	4746	40	76	339.0
Darius Ocean	5	191.2	7-12-1	58.3	135	2	47	27.0
Caden Veltkamp	1	152.5	4-4-0	100.0	25	0	9	25.0
Dalvin Smith	14	320.0	1-2-0	50.0	25	1	25	1.8
Team	14	0.0	0-2-0	0.0	0	0	0	0.0
<b>Total</b>	<b>14</b>	<b>149.8</b>	<b>401-623-12</b>	<b>64.4</b>	<b>4931</b>	<b>43</b>	<b>76</b>	<b>352.2</b>
<b>Opponents</b>	<b>14</b>	<b>124.3</b>	<b>310-498-19</b>	<b>62.2</b>	<b>3305</b>	<b>21</b>	<b>59</b>	<b>236.1</b>

**Receiving**

Player	gp	no.	yds	avg	td	lg	avg/g
Malachi Corley	14	101	1295	12.8	11	76	92.5
Jaylen Hall	14	68	869	12.8	6	52	62.1
Daewood Davis	12	63	872	13.8	7	62	72.7
Michael Mathison	14	52	615	11.8	3	55	43.9
Dalvin Smith	14	35	443	12.7	4	47	31.6
Joshua Simon	14	20	273	13.7	6	47	19.5
Joey Beljan	14	15	191	12.7	4	27	13.6
Davion Ervin-Poindexter	14	15	84	5.6	0	34	6.0
Kye Robichaux	8	13	74	5.7	0	17	9.3
Jakairi Moses	10	5	26	5.2	0	26	2.6
K.D. Hutchinson	2	5	48	9.6	0	25	24.0
Craig Burt, Jr.	4	4	70	17.5	0	25	17.5
Denzil Alleyne	8	2	13	6.5	0	8	1.6
Gunner Britton	14	1	12	12.0	0	12	0.9
L.T. Sanders	9	1	2	2.0	0	2	0.2
Easton Messer	3	1	44	44.0	1	44	14.7
<b>Total</b>	<b>14</b>	<b>401</b>	<b>4931</b>	<b>12.3</b>	<b>43</b>	<b>76</b>	<b>352.2</b>
<b>Opponents</b>	<b>14</b>	<b>310</b>	<b>3305</b>	<b>10.7</b>	<b>21</b>	<b>59</b>	<b>236.1</b>

**Punt Returns**

Player	no.	yds	avg	td	lg
Jaylen Hall	9	106	11.8	1	46
Upton Stout	5	29	5.8	0	19
Craig Burt, Jr.	1	0	0.0	0	0
<b>Total</b>	<b>15</b>	<b>135</b>	<b>9.0</b>	<b>1</b>	<b>46</b>
<b>Opponents</b>	<b>8</b>	<b>78</b>	<b>9.8</b>	<b>0</b>	<b>33</b>

**Interceptions**

Player	no.	yds	avg	td	lg
Upton Stout	4	105	26.3	1	34
Kaleb Oliver	4	72	18.0	0	42
Kahlef Hailassie	2	11	5.5	0	11
Juwuan Jones	1	38	38.0	1	38
A.J. Brathwaite, Jr.	1	0	0.0	0	0
T.J. Springer	1	0	0.0	0	0
Derrick Smith	1	0	0.0	0	0
Tre Shaw	1	4	4.0	0	4
Kendrick Simpkins	1	0	0.0	0	0
B.J. Wagner	1	0	0.0	0	0
Darius Thomas	1	42	42.0	1	42
Anthony Brackenridge	1	42	42.0	1	42
<b>Total</b>	<b>19</b>	<b>314</b>	<b>16.5</b>	<b>4</b>	<b>42</b>
<b>Opponents</b>	<b>12</b>	<b>80</b>	<b>6.7</b>	<b>1</b>	<b>27</b>

**Kick Returns**

Player	no.	yds	avg	td	lg
Michael Mathison	21	463	22.0	0	55
Jakairi Moses	1	18	18.0	0	18
Dalvin Smith	1	0	0.0	0	0
<b>Total</b>	<b>23</b>	<b>481</b>	<b>20.9</b>	<b>0</b>	<b>55</b>
<b>Opponents</b>	<b>41</b>	<b>777</b>	<b>19.0</b>	<b>0</b>	<b>38</b>

**Fumble Returns**

Player	no.	yds	avg	td	lg
Aaron Key	2	50	25.0	1	50
JaQues Evans	2	46	23.0	1	32
Matthew Flint	1	5	5.0	0	5
Juwuan Jones	1	0	0.0	0	0
Kaleb Oliver	1	0	0.0	0	0
Derrick Smith	1	0	0.0	0	0
Davion Williams	1	0	0.0	0	0
Kahlef Hailassie	1	0	0.0	0	0
Talique Allen	1	0	0.0	0	0
B.J. Wagner	1	0	0.0	0	0
Dareon Goodrum	1	0	0.0	0	0
<b>Total</b>	<b>13</b>	<b>101</b>	<b>7.8</b>	<b>2</b>	<b>50</b>
<b>Opponents</b>	<b>10</b>	<b>0</b>	<b>0.0</b>	<b>0</b>	<b>0</b>



**2022-23 Western Ky. Football  
Individual Statistics  
All games**

**Scoring**

Player	td	fg	PAT				dpx	saf	pts
			kick	rush	rcv	pass			
Brayden Narveson	-	15-21	59-59	-	-	-	-	-	104
Malachi Corley	11	-	-	-	-	-	-	-	66
Austin Reed	9	-	-	-	-	1	-	-	54
Daewood Davis	7	-	-	-	-	-	-	-	42
Jaylen Hall	7	-	-	-	-	-	-	-	42
Joshua Simon	6	-	-	-	1	-	-	-	38
Joey Beljan	4	-	-	-	-	-	-	-	24
Dalvin Smith	4	-	-	-	-	-	-	-	24
Kye Robichaux	3	-	-	-	-	-	-	-	18
Michael Mathison	3	-	-	-	-	-	-	-	18
Davion Ervin-Poindexter	3	-	-	-	-	-	-	-	18
Cory Munson	-	3-4	5-5	-	-	-	-	-	14
Juwuan Jones	1	-	-	-	-	-	-	-	6
Upton Stout	1	-	-	-	-	-	-	-	6
JaQues Evans	1	-	-	-	-	-	-	-	6
Aaron Key	1	-	-	-	-	-	-	-	6
L.T. Sanders	1	-	-	-	-	-	-	-	6
Darius Thomas	1	-	-	-	-	-	-	-	6
Anthony Brackenridge	1	-	-	-	-	-	-	-	6
Easton Messer	1	-	-	-	-	-	-	-	6
<b>Total</b>	<b>65</b>	<b>18-25</b>	<b>64-64</b>	<b>0</b>	<b>1</b>	<b>1</b>	<b>0</b>	<b>0</b>	<b>510</b>
<b>Opponents</b>	<b>39</b>	<b>19-20</b>	<b>35-37</b>	<b>0</b>	<b>1</b>	<b>1</b>	<b>0</b>	<b>0</b>	<b>328</b>

**Total Offense**

Player	g	plays	rush	pass	total	avg/g
Austin Reed	14	694	224	4746	4970	355.0
Davion Ervin-Poindexter	14	116	525	0	525	37.5
Kye Robichaux	8	73	496	0	496	62.0
L.T. Sanders	9	44	292	0	292	32.4
Markese Stepp	4	28	166	0	166	41.5
Jakairi Moses	10	26	152	0	152	15.2
Darius Ocean	5	20	-19	135	116	23.2
Malachi Corley	14	11	87	0	87	6.2
Michael Mathison	14	5	61	0	61	4.4
Jaylen Hall	14	3	48	0	48	3.4
Dalvin Smith	14	2	0	25	25	1.8
Caden Veltkamp	1	4	0	25	25	25.0
Daewood Davis	12	1	15	0	15	1.3
Team	14	0	-16	0	-16	-1.1
<b>Total</b>	<b>14</b>	<b>1037</b>	<b>2031</b>	<b>4931</b>	<b>6962</b>	<b>497.3</b>
<b>Opponents</b>	<b>14</b>	<b>1025</b>	<b>2067</b>	<b>3305</b>	<b>5372</b>	<b>383.7</b>

**Punting**

Player	no.	yds	avg	lg	tb	fc	i20	50+	blk
Tom Ellard	43	1824	42.4	64	1	17	18	6	0
Team	1	34	34.0	0	0	1	0	0	0
<b>Total</b>	<b>44</b>	<b>1858</b>	<b>42.2</b>	<b>64</b>	<b>1</b>	<b>18</b>	<b>18</b>	<b>6</b>	<b>0</b>
<b>Opponents</b>	<b>73</b>	<b>3231</b>	<b>44.3</b>	<b>72</b>	<b>6</b>	<b>32</b>	<b>30</b>	<b>18</b>	<b>0</b>

**Field Goals**

Player	fg	pct.	01-19	20-29	30-39	40-49	50-99	lg	blk
Brayden Narveson	15-21	71.4	0-0	5-7	3-4	6-8	1-2	51	1
Cory Munson	3-4	75.0	0-0	1-1	2-3	0-0	0-0	31	0
<b>Opponents</b>	<b>19-20</b>	<b>95.0</b>	<b>0-0</b>	<b>3-3</b>	<b>9-9</b>	<b>5-6</b>	<b>2-2</b>	<b>51</b>	<b>0</b>

**Kickoffs**

Player	no.	yds	avg	tb	ob	retn	net	ydln
Cory Munson	92	5642	61.3	38	3			
Brayden Narveson	1	65	65.0	1	0			
<b>Total</b>	<b>93</b>	<b>5707</b>	<b>61.4</b>	<b>39</b>	<b>3</b>	<b>41</b>	<b>40.1</b>	<b>24</b>
<b>Opponents</b>	<b>65</b>	<b>3968</b>	<b>61.0</b>	<b>36</b>	<b>2</b>	<b>23</b>	<b>37.5</b>	<b>27</b>

**FG Sequence**

Team Name	Western Ky.	Opponents
Austin Peay	(23)	(41),(49)
Hawaii	26	(40)
Indiana	(34),(20),(24),44,39	(34),(32),(32),(51)
FIU	(30)	
Troy	(43),(47)	(35),(33)
UAB	49,(47),(44)	(36)
North Texas	(43),(32),29	(39),(20)
Charlotte	(40)	
Rice	(25)	(26)
Auburn	50,(27)	(51),(28)
Fla. Atlantic	(51)	(47),46
South Alabama	34,(23),(31),(31)	(30)
UTSA		(49)
Middle Tenn.		(34)

Numbers in (parentheses) indicate field goal was made



2022-23 Western Ky. Football  
Individual Statistics  
All games

All Purpose

Player	g	rush	rcv	pr	kr	ir	total	avg/g
Malachi Corley	14	87	1295	0	0	0	1382	98.7
Michael Mathison	14	61	615	0	463	0	1139	81.4
Jaylen Hall	14	48	869	106	0	0	1023	73.1
Daewood Davis	12	15	872	0	0	0	887	73.9
Davion Ervin-Poindexter	14	525	84	0	0	0	609	43.5
Kye Robichaux	8	496	74	0	0	0	570	71.3
Dalvin Smith	14	0	443	0	0	0	443	31.6
L.T. Sanders	9	292	2	0	0	0	294	32.7
Joshua Simon	14	0	273	0	0	0	273	19.5
Austin Reed	14	224	0	0	0	0	224	16.0
Jakairi Moses	10	152	26	0	18	0	196	19.6
Joey Beljan	14	0	191	0	0	0	191	13.6
Markese Stepp	4	166	0	0	0	0	166	41.5
Upton Stout	14	0	0	29	0	105	134	9.6
Kaleb Oliver	14	0	0	0	0	72	72	5.1
Craig Burt, Jr.	4	0	70	0	0	0	70	17.5
K.D. Hutchinson	2	0	48	0	0	0	48	24.0
Easton Messer	3	0	44	0	0	0	44	14.7
Darius Thomas	8	0	0	0	0	42	42	5.3
Anthony Brackenridge	13	0	0	0	0	42	42	3.2
Juwuan Jones	14	0	0	0	0	38	38	2.7
Denzil Alleyne	8	0	13	0	0	0	13	1.6
Gunner Britton	14	0	12	0	0	0	12	0.9
Kahlef Hailassie	12	0	0	0	0	11	11	0.9
Tre Shaw	13	0	0	0	0	4	4	0.3
Darius Ocean	5	-19	0	0	0	0	-19	-3.8
Team	14	-16	0	0	0	0	-16	-1.1
<b>Total</b>	<b>14</b>	<b>2031</b>	<b>4931</b>	<b>135</b>	<b>481</b>	<b>314</b>	<b>7892</b>	<b>563.7</b>
<b>Opponents</b>	<b>14</b>	<b>2067</b>	<b>3305</b>	<b>78</b>	<b>777</b>	<b>80</b>	<b>6307</b>	<b>450.5</b>





**2022-23 Western Ky. Football  
Individual Statistics  
All games**

Page 4/4  
as of Jan 17, 2023

---



## 2022-23 Western Ky. Football Combined Team Statistics All games

### Team Results

Date	Opponent		Score	Att.
08/27/2022	Austin Peay	W	38-27	13688
09/03/2022	at Hawaii	W	49-17	9346
09/17/2022	at Indiana	Lot1	30-33	48952
* 09/24/2022	FIU	W	73-0	15127
10/01/2022	Troy	L	27-34	20168
* 10/08/2022	at UTSA	L	28-31	22328
* 10/15/2022	at Middle Tenn.	W	35-17	14806
* 10/21/2022	UAB	W	20-17	16334
* 10/29/2022	North Texas	L	13-40	17194
* 11/05/2022	at Charlotte	W	59-7	10857
* 11/12/2022	Rice	W	45-10	10127
11/19/2022	at Auburn	L	17-41	81824
* 11/26/2022	at Fla. Atlantic	Wot1	32-31	18376
12/21/2022	vs South Alabama	W	44-23	13456

### Rushing

Player	gp	att	gain	loss	net	avg	td	lg	avg/g
Davion Ervin-Poindexter	14	116	542	17	525	4.5	3	37	37.5
Kye Robichaux	8	73	499	3	496	6.8	3	59	62.0
L.T. Sanders	9	44	293	1	292	6.6	1	35	32.4
Austin Reed	14	91	331	107	224	2.5	8	20	16.0
Markese Stepp	4	28	171	5	166	5.9	0	39	41.5
Jakairi Moses	10	26	157	5	152	5.8	0	29	15.2
Malachi Corley	14	11	88	1	87	7.9	0	29	6.2
Michael Mathison	14	5	61	0	61	12.2	0	31	4.4
Jaylen Hall	14	3	48	0	48	16.0	0	29	3.4
Daewood Davis	12	1	15	0	15	15.0	0	15	1.3
Darius Ocean	5	8	16	35	-19	-2.4	0	8	-3.8
Team	14	8	0	16	-16	-2.0	0	0	-1.1
<b>Total</b>	<b>14</b>	<b>414</b>	<b>2221</b>	<b>190</b>	<b>2031</b>	<b>4.9</b>	<b>15</b>	<b>59</b>	<b>145.1</b>
<b>Opponents</b>	<b>14</b>	<b>527</b>	<b>2417</b>	<b>350</b>	<b>2067</b>	<b>3.9</b>	<b>17</b>	<b>64</b>	<b>147.6</b>

### Passing

Player	gp	effic	comp-att-int	pct	yds	td	lg	avg/g
Austin Reed	14	148.9	389-603-11	64.5	4746	40	76	339.0
Darius Ocean	5	191.2	7-12-1	58.3	135	2	47	27.0
Caden Veltkamp	1	152.5	4-4-0	100.0	25	0	9	25.0
Dalvin Smith	14	320.0	1-2-0	50.0	25	1	25	1.8
Team	14	0.0	0-2-0	0.0	0	0	0	0.0
<b>Total</b>	<b>14</b>	<b>149.8</b>	<b>401-623-12</b>	<b>64.4</b>	<b>4931</b>	<b>43</b>	<b>76</b>	<b>352.2</b>
<b>Opponents</b>	<b>14</b>	<b>124.3</b>	<b>310-498-19</b>	<b>62.2</b>	<b>3305</b>	<b>21</b>	<b>59</b>	<b>236.1</b>

### Receiving

Player	gp	no.	yds	avg	td	lg	avg/g
Malachi Corley	14	101	1295	12.8	11	76	92.5
Jaylen Hall	14	68	869	12.8	6	52	62.1
Daewood Davis	12	63	872	13.8	7	62	72.7
Michael Mathison	14	52	615	11.8	3	55	43.9
Dalvin Smith	14	35	443	12.7	4	47	31.6
Joshua Simon	14	20	273	13.7	6	47	19.5
Joey Beljan	14	15	191	12.7	4	27	13.6
Davion Ervin-Poindexter	14	15	84	5.6	0	34	6.0
Kye Robichaux	8	13	74	5.7	0	17	9.3
Jakairi Moses	10	5	26	5.2	0	26	2.6
K.D. Hutchinson	2	5	48	9.6	0	25	24.0
Craig Burt, Jr.	4	4	70	17.5	0	25	17.5
Denzil Alleyne	8	2	13	6.5	0	8	1.6
Gunner Britton	14	1	12	12.0	0	12	0.9
L.T. Sanders	9	1	2	2.0	0	2	0.2
Easton Messer	3	1	44	44.0	1	44	14.7
<b>Total</b>	<b>14</b>	<b>401</b>	<b>4931</b>	<b>12.3</b>	<b>43</b>	<b>76</b>	<b>352.2</b>
<b>Opponents</b>	<b>14</b>	<b>310</b>	<b>3305</b>	<b>10.7</b>	<b>21</b>	<b>59</b>	<b>236.1</b>

### Game Records

Record	Overall	Home	Away	Neutral
ALL GAMES	9-5	4-2	4-3	1-0
CONFERENCE	6-2	3-1	3-1	0-0
NON-CONFERENCE	3-3	1-1	1-2	1-0

### Team Statistics

	WESTKY	OPP
<b>First Downs</b>	<b>345</b>	<b>304</b>
Rushing	113	116
Passing	208	161
Penalty	24	27
<b>Rushing Yardage</b>	<b>2031</b>	<b>2067</b>
Rushing attempts	414	527
Average per rush	4.9	3.9
Average per game	145.1	147.6
TDs Rushing	15	17
<b>Passing Yardage</b>	<b>4931</b>	<b>3305</b>
Comp-Att-Int	401-623-12	310-498-19
Average per pass	7.9	6.6
Average per catch	12.3	10.7
Average per game	352.2	236.1
TDs Passing	43	21
<b>Total offense</b>	<b>6962</b>	<b>5372</b>
Average per play	6.7	5.2
Average per game	497.3	383.7
<b>Kick returns: #-Yards</b>	<b>23-481</b>	<b>41-777</b>
<b>Punt returns: #-Yards</b>	<b>15-135</b>	<b>8-78</b>
<b>Int returns: #-Yards</b>	<b>19-314</b>	<b>12-80</b>
<b>Fumbles-Lost</b>	<b>15-10</b>	<b>23-13</b>
<b>Penalties-Yards</b>	<b>87-805</b>	<b>92-824</b>
<b>Punts-Avg</b>	<b>44-42.2</b>	<b>73-44.3</b>
<b>Time of possession / game</b>	<b>28:52</b>	<b>31:08</b>
<b>3rd-down conversion</b>	<b>78/188</b>	<b>75/210</b>
<b>4rd-down conversion</b>	<b>15/37</b>	<b>14/31</b>
<b>PAT-attempts</b>	<b>(64-64) 100%</b>	<b>(35-37) 95%</b>
<b>2-point conversion-attempts</b>	<b>(1-1) 100%</b>	<b>(1-2) 50%</b>

### Interceptions

Player	no.	yds	avg	td	lg
Upton Stout	4	105	26.3	1	34
Kaleb Oliver	4	72	18.0	0	42
Kahlef Hailassie	2	11	5.5	0	11
Juwuan Jones	1	38	38.0	1	38
A.J. Brathwaite, Jr.	1	0	0.0	0	0
T.J. Springer	1	0	0.0	0	0
Derrick Smith	1	0	0.0	0	0
Tre Shaw	1	4	4.0	0	4
Kendrick Simpkins	1	0	0.0	0	0
B.J. Wagner	1	0	0.0	0	0
Darius Thomas	1	42	42.0	1	42
Anthony Brackenridge	1	42	42.0	1	42
<b>Total</b>	<b>19</b>	<b>314</b>	<b>16.5</b>	<b>4</b>	<b>42</b>
<b>Opponents</b>	<b>12</b>	<b>80</b>	<b>6.7</b>	<b>1</b>	<b>27</b>



## 2022-23 Western Ky. Football Combined Team Statistics All games

### Field Goals

Player	fg	pct.	01-19	20-29	30-39	40-49	50-99	lg	blk
Brayden Narveson	15-21	71.4	0-0	5-7	3-4	6-8	1-2	51	1
Cory Munson	3-4	75.0	0-0	1-1	2-3	0-0	0-0	31	0
<b>Opponents</b>	<b>19-20</b>	<b>95.0</b>	<b>0-0</b>	<b>3-3</b>	<b>9-9</b>	<b>5-6</b>	<b>2-2</b>	<b>51</b>	<b>0</b>

### Scoring

Player	td	fg	PAT						pts
			kick	rush	rcv	pass	dxp	saf	
Brayden Narveson	-	15-21	59-59	-	-	-	-	-	104
Malachi Corley	11	-	-	-	-	-	-	-	66
Austin Reed	9	-	-	-	-	1	-	-	54
Daewood Davis	7	-	-	-	-	-	-	-	42
Jaylen Hall	7	-	-	-	-	-	-	-	42
Joshua Simon	6	-	-	-	1	-	-	-	38
Joey Beljan	4	-	-	-	-	-	-	-	24
Dalvin Smith	4	-	-	-	-	-	-	-	24
Kye Robichaux	3	-	-	-	-	-	-	-	18
Michael Mathison	3	-	-	-	-	-	-	-	18
Davion Ervin-Poindexter	3	-	-	-	-	-	-	-	18
Cory Munson	-	3-4	5-5	-	-	-	-	-	14
Juwuan Jones	1	-	-	-	-	-	-	-	6
Upton Stout	1	-	-	-	-	-	-	-	6
JaQues Evans	1	-	-	-	-	-	-	-	6
Aaron Key	1	-	-	-	-	-	-	-	6
L.T. Sanders	1	-	-	-	-	-	-	-	6
Darius Thomas	1	-	-	-	-	-	-	-	6
Anthony Brackenridge	1	-	-	-	-	-	-	-	6
Easton Messer	1	-	-	-	-	-	-	-	6
<b>Total</b>	<b>65</b>	<b>18-25</b>	<b>64-64</b>	<b>0</b>	<b>1</b>	<b>1</b>	<b>0</b>	<b>0</b>	<b>510</b>
<b>Opponents</b>	<b>39</b>	<b>19-20</b>	<b>35-37</b>	<b>0</b>	<b>1</b>	<b>1</b>	<b>0</b>	<b>0</b>	<b>328</b>

### Score by Periods

Team	1st	2nd	3rd	4th	OT	TOT
Western Ky.	91	192	92	127	8	510
Opponents	74	74	64	106	10	328

### Punting

Player	no.	yds	avg	lg	tb	fc	i20	50+	blk
Tom Ellard	43	1824	42.4	64	1	17	18	6	0
<b>Team</b>	<b>1</b>	<b>34</b>	<b>34.0</b>	<b>0</b>	<b>0</b>	<b>1</b>	<b>0</b>	<b>0</b>	<b>0</b>
<b>Total</b>	<b>44</b>	<b>1858</b>	<b>42.2</b>	<b>64</b>	<b>1</b>	<b>18</b>	<b>18</b>	<b>6</b>	<b>0</b>
<b>Opponents</b>	<b>73</b>	<b>3231</b>	<b>44.3</b>	<b>72</b>	<b>6</b>	<b>32</b>	<b>30</b>	<b>18</b>	<b>0</b>

### Punt Returns

Player	no.	yds	avg	td	lg
Jaylen Hall	9	106	11.8	1	46
Upton Stout	5	29	5.8	0	19
Craig Burt, Jr.	1	0	0.0	0	0
<b>Total</b>	<b>15</b>	<b>135</b>	<b>9.0</b>	<b>1</b>	<b>46</b>
<b>Opponents</b>	<b>8</b>	<b>78</b>	<b>9.8</b>	<b>0</b>	<b>33</b>

### Kick Returns

Player	no.	yds	avg	td	lg
Michael Mathison	21	463	22.0	0	55
Jakairi Moses	1	18	18.0	0	18
Dalvin Smith	1	0	0.0	0	0
<b>Total</b>	<b>23</b>	<b>481</b>	<b>20.9</b>	<b>0</b>	<b>55</b>
<b>Opponents</b>	<b>41</b>	<b>777</b>	<b>19.0</b>	<b>0</b>	<b>38</b>

### All Purpose

Player	g	rush	rcv	pr	kr	ir	total	avg/g
Malachi Corley	14	87	1295	0	0	0	1382	98.7
Michael Mathison	14	61	615	0	463	0	1139	81.4
Jaylen Hall	14	48	869	106	0	0	1023	73.1
Daewood Davis	12	15	872	0	0	0	887	73.9
Davion Ervin-Poindexter	14	525	84	0	0	0	609	43.5
Kye Robichaux	8	496	74	0	0	0	570	71.3
Dalvin Smith	14	0	443	0	0	0	443	31.6
L.T. Sanders	9	292	2	0	0	0	294	32.7
Joshua Simon	14	0	273	0	0	0	273	19.5
Austin Reed	14	224	0	0	0	0	224	16.0
Jakairi Moses	10	152	26	0	18	0	196	19.6
Joey Beljan	14	0	191	0	0	0	191	13.6
Markese Stepp	4	166	0	0	0	0	166	41.5
Upton Stout	14	0	0	29	0	105	134	9.6
Kaleb Oliver	14	0	0	0	0	72	72	5.1
Craig Burt, Jr.	4	0	70	0	0	0	70	17.5
K.D. Hutchinson	2	0	48	0	0	0	48	24.0
Easton Messer	3	0	44	0	0	0	44	14.7
Darius Thomas	8	0	0	0	0	42	42	5.3
Anthony Brackenridge	13	0	0	0	0	42	42	3.2
Juwuan Jones	14	0	0	0	0	38	38	2.7
Denzil Alleyne	8	0	13	0	0	0	13	1.6
Gunner Britton	14	0	12	0	0	0	12	0.9
Kahlef Hailassie	12	0	0	0	0	11	11	0.9
Tre Shaw	13	0	0	0	0	4	4	0.3
Darius Ocean	5	-19	0	0	0	0	-19	-3.8
<b>Total</b>	<b>14</b>	<b>2031</b>	<b>4931</b>	<b>135</b>	<b>481</b>	<b>314</b>	<b>7892</b>	<b>563.7</b>
<b>Opponents</b>	<b>14</b>	<b>2067</b>	<b>3305</b>	<b>78</b>	<b>777</b>	<b>80</b>	<b>6307</b>	<b>450.5</b>

### Total Offense

Player	g	plays	rush	pass	total	avg/g
Austin Reed	14	694	224	4746	4970	355.0
Davion Ervin-Poindexter	14	116	525	0	525	37.5
Kye Robichaux	8	73	496	0	496	62.0
L.T. Sanders	9	44	292	0	292	32.4
Markese Stepp	4	28	166	0	166	41.5
Jakairi Moses	10	26	152	0	152	15.2
Darius Ocean	5	20	-19	135	116	23.2
Malachi Corley	14	11	87	0	87	6.2
Michael Mathison	14	5	61	0	61	4.4
Jaylen Hall	14	3	48	0	48	3.4
Dalvin Smith	14	2	0	25	25	1.8
Caden Veltkamp	1	4	0	25	25	25.0
Daewood Davis	12	1	15	0	15	1.3
<b>Total</b>	<b>14</b>	<b>1037</b>	<b>2031</b>	<b>4931</b>	<b>6962</b>	<b>497.3</b>
<b>Opponents</b>	<b>14</b>	<b>1025</b>	<b>2067</b>	<b>3305</b>	<b>5372</b>	<b>383.7</b>

### Team Defense

#	Player	gp	Tackles				Sacks	Pass defense		Fumbles		blkd		
			ua	a	tot	tfl/yds		int-yds	brup	qbh	fr-yds		ff	kick
3	JaQues Evans	14	63	43	106	13.5-77	8.5-67	.	5	8	2-46	.	1	.



**2022-23 Western Ky. Football  
Combined Team Statistics  
All games**

##	Player	gp	Tackles				Sacks	Pass defense			Fumbles		blkd	
			ua	a	tot	tfl/yds		no-yds	int-yds	brup	qbh	fr-yds	ff	kick
24	Derrick Smith	14	63	36	99	6-22	3-18	1-0	4	.	1-0	1	.	.
12	Kahlef Hailassie	12	44	21	65	8-32	3-16	2-11	10	1	1-0	2	.	.
23	Will Ignont	14	33	29	62	0.5-2	.	.	3	.	.	.	.	.
20	Kaleb Oliver	14	42	20	62	3.5-25	2-23	4-72	1	2	1-0	1	.	.
11	Talique Allen	14	25	22	47	2-6	.	.	2	1	1-0	2	.	.
21	Upton Stout	14	29	15	44	0.5-1	.	4-105	2	.	.	.	.	.
16	Kendrick Simpkins	12	28	14	42	1-4	.	1-0	3	.	.	1	.	.
34	Juwuan Jones	14	19	22	41	3.5-7	1.5-3	1-38	.	2	1-0	.	.	.
1	Jaden Hunter	13	22	19	41	4-15	1.5-10	.	.	.	.	.	.	.
0	Lorenzo Hernandez	14	20	16	36	3.5-16	1.5-13	.	1	4	.	.	.	.
99	Brodric Martin	14	15	16	31	1.5-5	1.5-5	.	2	7	.	1	.	.
9	Dominique Bradshaw	12	23	5	28	1.5-2	.	.	1	.	.	.	.	.
14	Davion Williams	13	16	9	25	.	.	.	5	.	1-0	.	.	.
97	Darius Shipp	14	12	10	22	1-1	.	.	.	3	.	.	.	.
5	Rome Weber	11	11	10	21	.	.	.	4	.	.	.	.	.
13	Terrion Thompson	14	9	12	21	4-16	2-13	.	.	3	.	.	.	.
7	Tre Shaw	13	13	6	19	0.5-2	0.5-2	1-4	2	.	.	1	.	.
44	Dareon Goodrum	12	11	6	17	1.5-12	1.5-12	.	.	.	1-0	.	.	.
18	C.J. Jones	12	11	5	16	3.5-12	0.5-1	.	1	2	.	1	.	.
2	A.J. Brathwaite, Jr.	8	12	4	16	1-1	.	1-0	.	.	.	.	.	.
35	Mike Allen	14	8	8	16	2.5-10	2-9	.	.	5	.	.	.	.
40	B.J. Wagner	9	5	8	13	1-2	.	1-0	.	.	1-0	.	.	.
19	Virgil Marshall	8	8	4	12	1-1	1-1	.	1	.	.	.	.	.
25	Bryson Washington	13	8	4	12	.	.	.	.	.	.	.	.	.
48	Niko Cooper	13	9	3	12	.	.	.	.	1	.	1	.	.
15	Aaron Key	13	9	2	11	2.5-25	1.5-21	.	.	1	2-50	1	.	.
31	Anthony Brackenridge	13	5	5	10	.	.	1-42	.	.	.	.	.	.
22	Darius Thomas	8	6	3	9	.	.	1-42	1	.	.	.	.	.
4	Michael Mathison	14	2	2	4	.	.	.	.	.	.	.	.	.
46	Cory Munson	14	3	1	4	.	.	.	.	.	.	.	.	.
95	Deante McCray	3	2	1	3	1-3	.	.	.	.	.	.	.	.
92	Marcus Patterson	3	2	1	3	.	.	.	.	.	.	.	.	.
55	Dante Walker	4	2	1	3	.	.	.	.	.	.	.	.	.
17	Dalvin Smith	14	3	.	3	.	.	.	.	.	.	.	.	.
6	T.J. Springer	3	2	.	2	.	.	1-0	.	.	.	.	.	.
26	Amaari Smith	1	1	1	2	.	.	.	.	.	.	.	.	.
58	Matthew Flint	9	1	1	2	.	.	.	.	.	1-5	.	.	.
98	Hosea Wheeler	4	.	1	1	.	.	.	.	.	.	.	.	.
47	Tom Ellard	13	1	.	1	.	.	.	.	.	.	.	.	.
89	Joey Beljan	14	.	1	1	.	.	.	.	.	.	.	.	.
37	Maximus Pulley	10	1	.	1	.	.	.	.	.	.	.	.	.
29	Dezmion Roberson	2	.	1	1	.	.	.	.	.	.	.	.	.





2022-23 Western Ky. Football  
 Combined Team Statistics  
 All games

##	Player	gp	Tackles				Sacks	Pass defense			Fumbles		blkd	
			ua	a	tot	tfl/yds	no-yds	int-yds	brup	qbh	fr-yds	ff	kick	saf
17	Travis Collier	5	1	.	1	.	.	.	.	.	.	.	.	
0	Jaylen Hall	14	.	1	1	.	.	.	.	.	.	.	.	
8	Kye Robichaux	8	1	.	1	.	.	.	.	.	.	.	.	
27	Kiwon Harris	3	.	1	1	.	.	.	.	.	.	.	.	
2	Davion Ervin-Poindexter	14	1	.	1	1-2	.	.	.	.	.	.	.	
5	Dakota Thomas	4	.	1	1	.	.	.	.	.	.	.	.	
30	Markese Stepp	4	1	.	1	.	.	.	.	.	.	.	.	
44	Brayden Narveson	13	.	.	.	.	.	.	.	.	.	.	.	
<b>Totals</b>		<b>14</b>	<b>605</b>	<b>392</b>	<b>997</b>	<b>70-301</b>	<b>32-214</b>	<b>19-314</b>	<b>48</b>	<b>40</b>	<b>13-101</b>	<b>12</b>	<b>1 0</b>	
Opponents		14	570	326	896	51-192	14-92	12-80	85	22	10-0	9	1 0	

**collegepressbox**  
SINCE 2005 EVERYTHING BUT THE PREGAME MEAL

**2024**

**NATIONAL CHAMPIONSHIP**

JANUARY 8 | HOUSTON

**133 Teams**  
**10 Conferences**  
**42 Bowls**  
**24 Awards**

**collegepressbox** is the official  
media website for Division I football

Access and download game notes, quotes, statistics, media guides,  
headshots, logos and more for all FBS schools, conferences,  
postseason games, awards and the College Football Playoff

**For access, please register for an account at:**  
**[collegepressbox.com/register](https://collegepressbox.com/register)**

 collegepressbox

 collegepressboxvideo