



# SOUTH FLORIDA FOOTBALL

50,000 STUDENTS • TAMPA, FLA • 13TH LARGEST MEDIA MARKET

27TH SEASON • 15 WINNING SEASONS • 10 BOWL GAMES/6 VICTORIES • 30 NFL DRAFT PICKS • 15 ALL-AMERICANS • NO. 2 RANKING IN 2007

## 2023 USF GAME NOTES

## GAME 2 • VS FAMU

### USF DRIVE STARTERS

- ✓ 6th Head Coach in program history, Alex Golesh looks to become fifth to win home debut.
- ✓ Golesh's fast-paced offense ranks No. 2 nationally in rushing (374 ypg) and 17th in total offense (540 ypg). His offense at Tennessee in 2022 led the nation in scoring and yards per game.
- ✓ QB Brown No. 2 nationally in rushing (160 ypg) after second straight 100-yard game (109 vs. UCF in 2022)
- ✓ Golesh one of 11 first time head coaches in FBS.
- ✓ Bulls take the field with 56 new players, 38 of those scholarship players; 39 Div. 1 transfers total on roster.
- ✓ USF Board of Trustees approves \$340 million for 35,000-seat on-campus stadium slated for 2026.
- ✓ DC Todd Orlando takes over a defense that welcomes nine new players in depth chart.
- ✓ Bulls look to end two-game skid in home openers.

### RETURNING STAT LEADERS

**RUSHING:** Byrum Brown: 25 carries, 160 Yards, 2 TD  
**PASSING:** Byrum Brown: 166 yds, 1 TD/2 INT, (44%)  
**RECEIVING:** Khafre Brown: 95 yds, 3 catches, 1 TD  
**SCORING:** Byrum Brown: 12 points, 2 rushing TD  
**TACKLES:** Evans, Gordon, Stokes: 5  
**TFL:** Evans, 2.0  
**SACKS:** NA  
**INTERCEPTIONS:** NA  
**CAPTAINS:** Game By Game



### USF RADIO NETWORK

**FLAGSHIP:** 102.5 FM & 102.5-HD2  
**TUNEIN RADIO - BULLS UNLIMITED**

Jim Louk, play-by-play Sam Barrington, analyst  
 Joey Johnston, sideline  
**PREGAME SHOW (2 HRS PRIOR TO KICK)**  
 Jim Lighthall & Darek Sharp  
**BULLSEYE: USF COACHES SHOW**  
 Thursdays: Bulls Unlimited (audio), Youtube, Facebook

### FIND US ON SOCIAL MEDIA

**Twitter:** @USFFOOTBALL, @CoachGolesh  
**Instagram:** USFFOOTBALL  
**Facebook:** facebook.com/SouthFloridaFootball  
 #ComeToTheBay | #StayInTheBay

### USF ATHLETIC COMMUNICATIONS

4202 E. Fowler Ave., ATH 100, Tampa, FL 33620  
 OFFICE: 813-974-2125 WEB: GoUSFBulls.com  
**Brian Siegrist, Associate AD for Communications**  
 O: (813) 974-4086 | C: (813)-293-3897 | siegrist@usf.edu  
**Micah Banks, Asst. Director of Communications**  
 C: 571-439-2006 | MicahBanks@usf.edu

### USF (0-1; 0-0 American) vs. Florida A&M (1-0; 1-0 SWAC)

Saturday, Sept. 9 • 7:00 P.M. • Raymond James Stadium (65,000) • Tampa, Fla.

**SURFACE:** Bermuda Natural Grass  
**TV:** ESPN+: Drew Fellios (PXP) & Patrick Murray (Analyst)  
**AUDIO:** 102.5 FM & HD 2/Tuneln - Bulls Unlimited  
**SERIES:** USF leads 4-0  
**STREAK:** USF, 4 straight  
**IN TAMPA:** USF leads, 4-0  
**IN TALLAHASSEE:** NA  
**LAST TIME:** USF won, 38-17, 3rd game of 2021 season  
**VS SWAC TEAMS:** 1-0  
**HOME OPENERS:** 22-4, lost last two to BYU & Florida



### USF Bulls

**RANKINGS (CFP/AP/COACHES/ESPN FPI):** ..... -/-/199  
**HEAD COACH:** ..... Alex Golesh (Ohio State '06)  
**RECORD AT USF:** ..... 0-1 (1st)  
**CAREER RECORD:** ..... Same



### FAMU Rattlers

**RANKINGS (CFP/AP/COACHES/ESPN FPI):** -/-/#25 AFCA  
**HEAD COACH:** ..... Willie Simmons (Clemson '02)  
**RECORD AT FAMU:** ..... 34-12 (6th)  
**CAREER RECORD:** ..... 55-23 (9th)

@USFFOOTBALL @COACHGOLESH @USFATHLETICS #COMETOTHEBAY #STAYINTHEBAY

## 2023 SCHEDULE

DATE	OPPONENT	ESPN PRESEASON FPI	KICK (ET)/RESULT	TV	NOTABLE
Sat., Sept. 2	at Western Kentucky	79	L, 24-41	CBSSN	
			<i>USF led 14-7 early, QB Byrum Brown (160) &amp; RB Nay'Quan Wright (111) led rushing attack totaling 374 yds</i>		
Sat., Sept. 9	FLORIDA A&M	NA	7:00 PM	ESPN+	
			<i>USF leads, 4-0; last USF won, 38-17, in 2021; FAMU went 9-2, winning last 9 and Florida Classic last year</i>		
Sat., Sept. 16	#4 ALABAMA	2	3:30 PM	ABC	
			<i>Alabama leads, 1-0; last 2003, Alabama won 40-17; Alabama went 11-2 last year and won the Sugar Bowl</i>		
Sat., Sept. 23	RICE* (Cancer Awareness)	104	TBD	TBD	
			<i>First ever meeting; Owls went 5-8 (3-5 C-USA) last year, lost Lending Tree Bowl</i>		
Sat., Sept. 30	at Navy*	105	3:30 PM	CBS Sports Network	
			<i>Navy leads, 2-1; last Navy won, 35-3, in 2019 in Annapolis; Midshipmen went 4-8 (3-4 AAC) last year</i>		
Sat., Oct. 7	at UAB*	87	TBD	TBD	
			<i>Series tied, 1-1; Last USF won, 45-20, in Birmingham '04; Blazers 7-6 in 2022, won Bahamas Bowl</i>		
Sat., Oct. 14	FAU* (Homecoming)	83	TBD	TBD	
			<i>USF leads, 3-1; Last FAU won, 28-10, in Tampa in 2013; Owls went 5-7 (4-4 C-USA) last year</i>		
Sat., Oct. 21	at UConn	118	TBD	TBD	
			<i>USF leads, 12-5, won 8 straight; Last USF won, 48-22, in '19; Huskies 6-7 in 2022, lost Myrtle Beach Bowl</i>		
Sat., Nov. 4	at Memphis*	61	TBD	TBD	
			<i>Memphis leads, 7-4; Last Memphis won, 34-33, in '20; Tigers went 7-6 last year, won First Responder Bowl</i>		
Sat., Nov. 11	TEMPLE* (Salute To Service)	107	TBD	TBD	
			<i>Temple leads, 6-2; Last Temple won, 54-28, in 2022 in Philly; Owls went 3-9 (1-7 AAC) last year</i>		
Fri., Nov. 17	at UTSA*	55	9:00 PM	ESPN2	
			<i>First meeting; first-ever USF game in San Antonio; UTSA went 11-3 last year, won C-USA Championship</i>		
Sat., Nov. 25	CHARLOTTE* (Fan Appreciation)	109	TBD	TBD	
			<i>First ever meeting; 49ers went 3-9 (2-6 C-USA) last year</i>		

\* American Athletic Conference game

All games heard on 102.5 FM and digitally on Bulls Unlimited on Tuneln Radio

### BULLS PLAY FIRST OF SIX 2023 HOME GAMES

USF will look to snap a two-game losing streak in home openers (falling to BYU in 2022 and Florida in 2021) when it takes the field at Raymond James Stadium for the first time under first-time head coach Alex Golesh. The 39-year-old Golesh will look to become the fifth USF head coach to win their home debut and the third straight. A 39-year old Jim Leavitt won the Bulls' very first game in 1997 vs. Kentucky Wesleyan (80-3) in old Tampa Stadium.

■ **RUSHING ATTACK:** USF ran for 374 yards, the eighth-best total in program history, with two 100-yard rushers in the debut of Golesh's fast tempo offense at WKU. USF ranks No. 2 nationally in rushing and No. 17 in total offense (540 ypg) with QB Byrum Brown standing No. 6 in rushing yards per game (160) and RB Nay'Quan Wright No. 23 (111).

■ **STREAKS COLLIDE:** USF enters Saturday looking to end an 11-game losing skid while FAMU, the preseason favorite to win the SWAC East, enters the game riding a 10-game winning streak. Both teams bring prolific rushing games to the game with USF posting 374 yards on the ground in its opener and FAMU logging 207.

■ **DEFENSE RISING:** USF's new defense under coordinator Todd Orlando featured six new starters and six transfers in its debut at WKU. It forced three three-and-outs and a turnover on four downs in WKU's first five possessions and tallied six three-and-outs on 14 WKU possessions, including three in a row late in the second half as USF rallied.

■ **NEW LOOK BULLS:** USF will hit the field with 56 new players, 38 of those scholarship players. Among the positions Alex Golesh and his staff brought in the most new scholarship players are on the offensive line (8), wide receiver (7), defensive tackle (5) and secondary (5). The Bulls have 24 of those players appearing in the depth chart, including 13 on offense, nine on defense and two specialists.

## USF QUICK FACTS

**HEAD COACH:** Alex Golesh

**Years Coached:** \_\_\_\_\_ 1st at USF  
**Alma Mater:** \_\_\_\_\_ Ohio State, '06  
**Career Record:** \_\_\_\_\_ 0-1  
**Record at USF:** \_\_\_\_\_ 0-1  
**American Conf. Record:** \_\_\_\_\_ 0-0  
**Career Bowl Record:** \_\_\_\_\_ NA

## USF COACHING STAFF (game location)

Matt Merritt (**Field**) Assoc. HC/RBs/Run Game  
 Todd Orlando (**Field**) Defensive Coord./Inside LBs  
 Joel Gordon (**Press Box**) Offensive Coordinator/QBs  
 Chad Creamer (**Field**) Special Teams Coord./Outside LBs  
 James Rowe (**Field**) Safeties/Def. Pass Game Coord.  
 Matt Birkett (**Press Box**) Cornerbacks  
 Tyler Hudanick (**Field**) Offensive Line  
 Kevin Patrick (**Field**) Defensive Line  
 Clay Patterson (**Press Box**) Tight Ends  
 L'Damian Washington (**Field**) Wide Receivers  
 George Courides (**Field**) Strength & Conditioning  
**Analysts/QC:** Wisley Desire, Brett Kean, Tyson Kee,  
 Tyler Majewski, Jared Perry, Jack Taylor  
**Graduate Asst.:** Parker Carmichael, Jeremiah Criddell,  
 Cam Edwards, Kyre Hawkins, Eric Kinsey,  
 Mirko Jirkovic, Richie Mize

## IN THE PRESS BOX

**OFFENSE:** Joel Gordon, Clay Patterson

**DEFENSE:** Matt Birkett

## UNIVERSITY QUICK FACTS

**Location:** Tampa, Fla. **Enrollment:** 49,766  
**Nickname:** Bulls **Colors:** Green & Gold  
**Conference:** American Athletic  
**President:** Rhea Law  
**Vice President for Athletics:** Michael Kelly  
**Football Office Phone:** 813-974-7170

## TEAM OVERVIEW

**2022 Overall Record:** 1-11  
**2022 American Athletic Record:** 0-8  
**Last Bowl Game:** 2018 Gasparilla (Lost)  
**Starters Returning/Lost:** 13/15  
**Offense:** 4/8  
 (includes starter who missed most of 2022)  
**Defense:** 8/5 (6+ starts in 2022)  
**Special Teams:** 1/2  
**Lettermen Returning/Lost:** 40/34  
**Offense:** 17/19  
**Defense:** 21/12  
**Special Teams:** 2/3

## FOOTBALL HISTORY

**First Year:** 1997  
**First Year in FBS:** 2000  
**Record (years):** 161-149 (27th season)  
**FBS Record (years):** 141-136 (23rd season)  
**Bowl Appearances/Record:** 10 (6-4)  
**Last Bowl Appearance:** 2018 Gasparilla Bowl (L)  
**First Team All-Americans:** 7  
**First Team All-Conference:** 32

## STADIUM INFORMATION

**Name:** Raymond James Stadium  
**Capacity:** 65,000 **Surface:** Tifway Bermuda 419  
**Record At Ray Jay:** 96-58 (.630)

## THE PROGRAM

In its 27th season and 24th at the FBS level, USF Football has made 10 bowl appearances, including a string of four straight (2015-18) and every season between 2005-10 (6 straight). USF has won six bowl games and produced 15 All-America selections, 30 NFL Draft picks and reached the No. 2 ranking in the Associated Press Poll in 2007.

## LAST TIME OUT

### BULLS LEAD EARLY BUT TURNOVERS LEAD TO LOSS AT WKU

The Bulls opened their first season under first-time head coach Alex Golesh, with a hard-fought 41-24 loss at Conference USA preseason favorite Western Kentucky in Bowling Green, Ky. The Bulls led 14-7 after the first quarter and tied the game at 24 with 10:11 to play in the third, but saw three turnovers derail an opportunity for the first season-opening win since 2020. Western Kentucky, a team that won nine games last year and sported the top returning passer and receiver by yards in the FBS from 2022, used a 51-yard touchdown pass, a 42-yard field goal and a scoop and score off a quarterback sack to score the last 17 points and secure the home victory.

- USF's fast-tempo offense racked up 540 yards, including 374 and two 100-yard rushers on the ground, but couldn't overcome costly turnovers, including an interception in the endzone after driving to the WKU 4 early in the fourth quarter.
- Quarterback Byrum Brown ran for 160 yards and two touchdowns and Florida transfer Nay'Quan Wright added a career-best 111 yards on 17 carries. Brown went 15-of-34 for 166 yards and a touchdown through the air, but also tossed two interceptions. Khafre Brown caught an 84-yard touchdown pass and totaled 95 yards on three catches while Sean Atkins had a team-high five catches for 43 yards.
- The defense forced six three-and-outs and a turnover on downs against a WKU offense that ranked No. 7 last year.

## STORY LINES

■ **Quarterback:** Alex Golesh declared the depth chart wide open, including contenders for the starting job at quarterback. Redshirt freshman **Byrum Brown** was very impressive in starting the final two games of 2022 and earned the job to open 2023. He led the Bulls to 540 yards of total offense, 374 on the ground, in the season-opener, running for 160 yards himself for his second-straight 100-yard rushing game. Gerry Bohanon - a Baylor transfer who started 12 games for BU in 2021 and helped the Bears to a 12-2 record, Big 12 championship and Sugar Bowl victory, did not suit up for Game 1 of 2023 as he continues to return from a shoulder injury that ended his 2022 season after 7 starts. Redshirt freshman Bryce Archie joined the Bulls in the spring after transferring from Coastal Carolina and highly-touted California freshman Izzy Carter joins the team this fall after the MVP of the Under Armor Next All-America Camp decommitted from Arizona State.

■ **Returning in 2023:** USF returns three primary starters on offense from the 2022 season, four including senior offensive tackle Donovan Jennings (Tampa) who started four games in 2023 before a season-ending injury. The Bulls return nine primary starters on defense from 2022, led by safety Matthew Hill who brings 17 career starts into his senior campaign. USF returns 22 players with starting experience, including quarterbacks Gerry Bohanon Jr. (7 starts in 2022 before a season-ending injury) and Byrum Brown (started the last two games of 2022).

■ **Transfer Destination:** USF has 39 players on the roster that previously played at another NCAA Division I program, 31 that played at a current Autonomy 5 programs. Among those, the Bulls have three players from Minnesota and two each from Baylor, Florida, Florida State, Kansas State, Maryland, Oklahoma and Texas.

■ **\$366 Million in New Football Facilities:** The Bulls have spent more on football facilities in the last two years than in the previous 25. With the approval of \$340 million for an on-campus stadium slated for 2026, the total investment in football facilities has reached \$366 million in the last two years, including a \$22 million Indoor Performance Facility, \$3 million locker room and office renovation and nearly \$1 million in new equipment and enhancements to the weight room.

■ **Bulls Open Indoor Facility:** On Sept. 8, 2021 USF officially broke ground on a \$22 million Indoor Performance Facility on the site of the Bulls current turf practice field. The facility, which followed on the heels of a \$3 million locker room renovation that opened prior to the start of the 2021 season, was completed in late fall of 2022 and the Bulls began practicing in it on Jan. 9.

■ **On-Campus Stadium Coming:** On Sept. 8, 2021, USF Board of Trustees Chair Will Weatherford told a gathered audience of nearly 300, "Bulls Nation deserves to have a stadium on this campus. I'm here to tell you we're going to do it." Stadium planning has moved forward quickly with a site identified on the east end of campus in the current Athletics District and on the site of first Bulls' teams practiced fields. In September, the design/build team of

Barton Malow and Populous was selected for the project and the university Board of Trustees approved \$340 million for construction of a 35,000-seat facility targeted for completion for the start of the 2026 season.

■ **Golesh Takes Charge:** Named the program's sixth head coach in December, Alex Golesh is the third first-time head coach in program history. The 2022 Broyles Award finalist is the son of Russian immigrants that brought he and his brother to Brooklyn, N.Y. in 1991 as pre-teens where they lived above a bodega before eventually moving to Columbus, Ohio. He was born in Moscow, but his parents, Vladimir and Bella, left Russia for America in 1991 as conservative hard-line communists were in the midst of staging an unsuccessful coup to try to overthrow then Soviet Union president Mikhail Gorbachev.

*"My parents left everything and sacrificed everything because they wanted to give me and my older brother a better life," Golesh said. "They worked really, really hard to give us the life we now have."*

■ **Charge Up The Offense:** In the last three years as a playcaller, including his year at UCF, Alex Golesh's offense is averaging a nation's-best 3.06 plays per minute and 1.53 points per minute, which ranks third in FBS during that span. Each of his years as an offensive coordinator have seen Golesh's offenses finish in the FBS top 10 in scoring and total offense.

■ **Close But No Cigar:** USF played four Top 25 ranked programs in 2022 and nearly pulled off the upset vs. three - falling by a touchdown or less and in the final minutes in all three. After a 50-21 season-opening loss to No. 25 BYU, USF fell 31-28 at No. 18 Florida, 28-24 at No. 24 Cincinnati and 46-39 vs. No. 25 UCF. At Florida, USF drove to the Florida 19 with 44 seconds to play and had a chance to win the game before a fumble on a shotgun snap on 2nd and 6 forced a 49-yard, game-tying field goal attempt that missed after a bad snap and hold with 22 seconds to play. At Cincinnati, USF trailed 28-24 before driving to the UC 25 and failing on a 4th and 1 attempt with 5:12 remaining. Against UCF, the Bulls led 39-28 when UCF took possession with 2:49 to play and drove 82 yards for the game winning touchdown with 20 seconds to play.

■ **2022 Injury Woes:** USF battled numerous injuries to 26 starters & members of the two-deep in 2022, including losing seven starters with season-ending injuries during the year. Among the 2022 starters lost were returners at quarterback Gerry Bohanon (shoulder, 5 games), defensive tackle Rashad Cheney (ankle, 6 games), left tackle Donovan Jennings (ankle, 8 games) and tight end Gunnar Greenwald (shoulder, 3 games). Returning running back Kelley Joiner (foot) missed six games, cornerback Daquan Evens (groin) seven games, wide receiver Khafre Brown four games, safety Matthew Hill two games, defensive end Jonathan Ross two games among the extended injuries for 2023 returners.



## DID YOU KNOW?

- ✓ **HC Alex Golesh** is the fourth USF head coach (of 6) to take the reins in their 30's joining Jim Leavitt (39, all-time winningest USF coach), Willy Taggart (37, 3 bowls and two 10 win seasons in 5 years) and Jeff Scott (39).
- ✓ **D-Line Coach Kevin Patrick** is on his third stint with USF and was on head coach Jim Leavitt's first-ever USF staff. In fact, he led the team out of the tunnel in the program's first-ever game in 1997 in old Tampa Stadium. Patrick was a 1993 AP First-team All-American and Big East Defensive Player of the Year at Miami, part two Hurricanes national championships and a roommate of Dwayne "The Rock" Johnson. They remain friends.
- ✓ **Safeties Coach James Rowe** was a left-handed pitcher on Bulls baseball teams from 2005-07. A meeting with then USF defensive coordinator Wally Burnham helped reignite his interest in football and he went on to coach five seasons in the NFL (most recently with the Chicago Bears) before returning to USF.
- ✓ **Offensive Line Coach Tyler Hudanick** is 26 years old, three years younger than Bulls punter Andrew Stokes who is 29. Hudanick, who played at UCF, actually played in the same game with Bulls senior tackle Donovan Jennings in the War on I-4 (USF vs. UCF) battle in 2018.
- ✓ **QB Gerry Bohanon** Academics shaped the life of Bohanon. His principal at Earle (Arkansas) High School was his mother, Juanita. He often did homework on the bus rides to road games. He finished his undergraduate degree in 2 1/2 years at Baylor University.

- ✓ **LB DJ Gordon** is a native of Plant City, 40 minutes east of campus, where his family has lived for generations and he enjoyed the country life riding horses (quarter-horses and a Mustang Appaloosa), hunting, fishing and enjoying occasional meals of possum, squirrel and raccoon. He also hunted and ate gators. His name is James Edward Gordon IV, but he got the nickname "DJ" because his father was known as "Dank" and he is "Dank Jr." or "DJ."
- ✓ **WR Khafre Brown** Brown was named for the Egyptian king Khafre, who built the second largest pyramid of Giza during his 66-year reign, concluding somewhere around 2570 B.C. Brown's mother was intrigued after seeing a picture of Khafre's statue in a book. Brown does paintings for a hobby. He specializes in sunsets, usually in a beach or skyline setting. He picked up the hobby from his mother, who is an artist.
- ✓ **P Andrew Stokes** is 29 years old and the Bulls second straight punter to come out of Prokick in Australia. He had never played in a football game when he arrived at USF. Stokes spent seven years playing Australian rules football with the Railways in the Great Northern Football League, then Freemantle of the West Australia Football League.
- ✓ **DL Doug Blue-Eli**, a TCU transfer, and Wagner transfer **WR Naiem Simmons** were freshmen at the same NJ high school. Simmons arrived at USF in January and told Blue-Eli about Alex Golesh and the university. Blue-Eli transferred in May and they are together again.
- ✓ **USF Football** is one of five football programs in the American Athletic Conference founded after 1991: Charlotte – 2013; UTSA - 2011; FAU – 2001; USF - 1997; UAB - 1991

### PRESEASON All-AAC:

- Offensive tackle **Donovan Jennings** earned second-team offense recognition for the second-straight year as he returns from an injury that ended his 2022 campaign after four games. The sixth-year senior earned Athlon All-Conference honors in 2021 and has blocked for two 1,000-yard rushers while starting 35 games on his career to date.
- Linebacker **DJ Gordon** was named to the third-team defense after starting nine games in 2022 and finishing second on the team with 67 tackles and third with 6.5 tackles for loss. He had a season-best 11 tackles and a tackle for loss vs. ECU last season.
- Florida transfer running back **Nay'Quan Wright** was named to the fourth-team offense. He comes to USF after earning his degree at Florida and running for 753 yards and five touchdowns while catching 35 passes for 415 yards and a touchdown for the Gators.
- Returning defensive end **Jason Vaughn** and defensive back **Amaris Brown** earned fourth-team defense recognition. Vaughn is coming off a break-out year in which he led the team with 8.5 tackles for loss and five sacks while posting 35 tackles (second among defensive linemen). Brown made a big impact in his first season with the Bulls in 2022, earning All-AAC fourth-team honors from Phil Steele after starting 11 games and leading the team with two interceptions and five pass break-ups while posting 27 tackles.

### NOTABLES

#### TEAM:

- **First starts for USF in Game 1:** 13 total first time USF starters - 8 first-year transfers, 13 transfers overall started Game 1
- **OFF (6):** 6 WR Naiem Simmons, 18 TE Weston Wolff, 70 RT RJ Perry, 51 RG Zane Herring, 75 LG Andrew Kilfoyl, 5 RB Nay'Quan Wright; **TRANSFERS:** 5 of those were first-year transfers and USF started 7 transfers overall.
- **DEF (7):** 99 DE Lloyd Summerall, 13 DT Doug Blue-Eli, 17 LB Jhalyn Shuler, 37 S Logan Berryhill, 21 S Jaalen Stokes, 7 S Will Jones, 2 CB Braxton Clark; **TRANSFERS:** 3 of those were first-year transfers and USF started 6 transfers overall.

#### OFFENSE:

- In the first game of the Alex Golesh Era at USF, the Bulls took the opening kickoff and drove 75 yards in 3:24 for a touchdown, capped by a QB Byrum Brown 4-yard run.
- at WKU, USF gained 374 yards rushing, the eighth-best total in program history, and had two 100-yard rushers as USF tallied 540 total yards to outgain WKU (465). The offensive output marked USF's first 500-yard game since 2021 and best since posting 526 yards and 421 rushing yards vs. Temple on Oct. 23, 2021.
- USF ran 95 offensive plays and 100 total at WKU, by far its most since running 94 vs. Temple in 2021. **USF leads the nation in plays per game**, ahead of California (95), Washington State (90) and Tennessee (86).
- QB Byrum Brown's 84-yard TD pass to Khafre Brown at WKU tied for the sixth-longest pass play in program history. It is the longest since Gerry Bohanon hit Jimmy Horn Jr. for a 91-yard TD vs. ECU in 2022.

#### DEFENSE:

- The defense forced six three-and-outs and a turnover on downs against a WKU offense that ranked No. 7 in the nation last year. The Bulls forced a punt or turnover on downs in four plays or less on four of WKU's first five possessions.

## AMERICAN CONFERENCE

### STANDINGS

School	CONF	OVERALL	STREAK
Charlotte	0 0 .000	1-0 1.000	W1
Florida Atlantic	0 0 .000	1-0 1.000	W1
Memphis	0 0 .000	1-0 1.000	W1
SMU	0 0 .000	1-0 1.000	W1
Temple	0 0 .000	1-0 1.000	W1
Tulane	0 0 .000	1-0 1.000	W1
Tulsa	0 0 .000	1-0 1.000	W1
UAB	0 0 .000	1-0 1.000	W1
South Florida	0 0 .000	0-1 .000	L1
East Carolina	0 0 .000	0-1 .000	L1
Navy	0 0 .000	0-1 .000	L1
North Texas	0 0 .000	0-1 .000	L1
Rice	0 0 .000	0-1 .000	L1

### 2023 AAC PRESEASON POLL:

Defending AAC champion Tulane was picked first with 20 first place votes in the preseason poll. The Green Wave was followed by UTSA (9 votes), SMU (3 votes) and Memphis (1 vote). The Bulls were picked 13th among 14 teams, ahead of Charlotte.

### AAC ADDS 6 NEW MEMBERS IN 2023:

UAB, Charlotte, FAU, North Texas, Rice & UTSA officially joined the AAC on July 1, 2023.

**FIRST YEAR HEAD COACHES:** Alex Golesh begins his first season at USF in 2023 and his first-ever as a head coach. He is among seven first-year head coaches at their respective programs in The American in 2023, including Trent Dilfer (UAB), Tom Herman (FAU), Eric Morris (North Texas), Brian Newberry (Navy), Biff Poggi (Charlotte) and Kevin Wilson (Tulsa). USF will face four of those coaches in 2023: Dilfer, Herman, Newberry and Poggi.

### FIRST-YEAR COLLEGIATE HEAD COACHES IN 2023 (11)

Coach	School	Conference
Kenny Dillingham	Arizona State	Pac-12
Biff Poggi	Charlotte	AAC
Tim Beck	Coastal Carolina	Sun Belt
Kenni Burns	Kent State	Mid-American
Zach Arnett *	Mississippi State	SEC
Brian Newberry	Navy	AAC
David Braun	Northwestern B	ig Ten
Ryan Walters	Purdue	Big Ten
Trent Dilfer	UAB	AAC
Alex Golesh	USF	AAC
Lance Taylor	Western Michigan	Mid-American

\* named head coach prior to the 2022 bowl game

+ Georgia Tech's Brent Key is not included in the list

### GOLESH TAKES THE REINS

First-year Head Coach Alex Golesh (39) was named the 2022 247Sports Offensive Coordinator of the Year after leading the Tennessee offense to nation's leading marks in scoring (46.1 ppg) and total offense (525.5 ypg). Tennessee wide receiver Jalyn Hyatt won the Biletnikoff Award catching 67 passes for 1,267 yards and 15 touchdowns, while quarterback Hendon Hooker (3,135 yards and 27 TD passing; 430 yards and 5 TD rushing) was named the SEC Offensive Player of the Year and was a strong Heisman candidate before a late season injury ended his campaign. Golesh helped Tennessee go 11-2 and win the Orange Bowl. He previously helped lead turnarounds at four programs serving as a tight ends coach/recruiting coordinator or offensive coordinator at Toledo, Illinois, Iowa State and Tennessee.

■ He is the third first-time head coach in program history following Jim Leavitt (1996-2009), who came to USF from being co-defensive coordinator/linebackers coach at Kansas State, and Jeff Scott (2020-22), who came to USF after being co-offensive coordinator/wide receivers coach at Clemson. Leavitt is the winningest coach in program history, posting a 95-57 record, a 3-2 mark in bowl games and leading USF to a No. 2 AP ranking in 2007.

# 26 SEASONS OF USF FOOTBALL

USF celebrated its 25th season of football in 2021 after the program hit the field in 1997 after an initial season of only practices and scrimmages in 1996. The University was founded in 1956 but didn't field a football team for another 41 years. The Bulls debuted as a Division I-AA (Football Championship Subdivision) program on Sept. 6, 1997 with an 80-3 victory against NCAA Division II Kentucky Wesleyan at the old Tampa Stadium.

■ When USF football debuted, the university's enrollment was 36,649 (it's now nearly 50,000).

■ USF's overall operating budget has advanced from \$500-million to \$1.857-billion during the 25-year football era, while USF's economic impact on the Tampa Bay region has gone from \$1.1-billion to \$4.4-billion.

## USF FOOTBALL

Year Started	1997
Seasons Played	26
Head Coaches	6

## BULLS FASTEST TO REACH TOP 10

■ In 2007, USF became the fastest program in the modern AP Poll Era to go from inception to a Top 10 national ranking as the Bulls were ranked No. 6 in the Week 5 AP Poll in just the program's 11th season. The Bulls would climb all the way to the No. 2 ranking two weeks later in Week 7 to become the fastest to reach a Top 5 ranking.

■ The Bull have reached a Top 25 ranking in seven seasons, including three straight (2016-18), and been ranked a total of 48 weeks, including 12 in the top 15.

## FASTEST TO 150 WINS IN FLORIDA

With a victory over ECU in 2018, USF became the fastest Florida FBS program to reach 150 wins.

## STATE OF FLORIDA FBS PROGRAMS

School	Game Reached
<b>150th Win/Games</b>	
USF .....	4th game of 2018 .....150/255 (.588)
Florida.....	1st game of 1937 .....150/258 (.581)
Miami.....	5th game of 1955 .....150/267 (.562)
Florida St. ....	10th game of 1975 .....150/292 (.513)
UCF .....	9th game of 2005 .....150/294 (.510)
FAU & FIU had not reached 150 wins	

## BEATING NATIONAL CHAMPIONSHIP PROGRAMS

USF has defeated 12 programs with an NCAA-recognized FBS national championship, including wins against Army, Auburn, BYU, Clemson, Florida State, Georgia Tech, Illinois, Miami, Notre Dame, Pittsburgh, Syracuse and TCU.

## MOST WINS IN A SEASON

Record.....	Period.....	Win %
11-2.....	2016 .....	84.6%
10-2 .....	2017 .....	83.3%

## MOST WINS & BEST RECORD OVER 4 SEASONS

Record.....	Period.....	Win %	Bowls
36-15 .....	2015-18.....	70.5%	4
34-18 .....	2006-09.....	65.0%	4

## CHALLENGING SCHEDULE

■ USF opened the 2023 season at Western Kentucky, one of seven bowl teams from the 2022 season on the schedule and a preseason favorite to win Conference USA after going 9-5 last year and winning the New Orleans Bowl. The Hilltoppers had 15 players named to Athlon Sports 2023 preseason All-CUSA team.

■ USF will face five of those bowl teams in road games.

■ USF will face three teams that won more than nine games in 2022, including perennial national championship contender Alabama (11-2, Sugar Bowl victory), which comes to Raymond James Stadium on Sept. 16.

■ Other 2022 bowl teams on the schedule include Rice and road dates at UAB, UConn (non-conference), Memphis and UTSA, which went 11-2 last season and joins The American this year after winning back-to-back titles in C-USA.

■ The Bulls round out the non-conference slate facing Florida A&M (Sept. 9). USF opens conference play with a home contest vs. Rice (Sept. 23), one of six new conference members.

■ The Bulls will face five of the new AAC teams, including home dates vs. FAU (Oct. 14) and Charlotte (Nov. 25).

■ USF will be playing three teams it has never played before, including Charlotte, Rice and UTSA, while USF's trip to San Antonio will be the program's lone first-time destination on the year. It will also be USF's lone midweek game, set for a 9 p.m. (ET) kick on Friday, Nov. 17.

## BAMA IN TAMPA

USF will play the first of a three-game series with Alabama on Sept. 16 in Raymond James Stadium. The game has been set for a 3:30 p.m. kickoff and an ABC national television broadcast. The Crimson Tide went 11-2 and won the Sugar Bowl in 2022. It will mark the second meeting between the programs, with Alabama posting a 40-17 victory in Birmingham, Ala. in 2003, and will pit 71-year-old, seven-time national championship winning coach Nick Saban, in his 28th season as a college head coach, against 39-year-old, first-year head coach Alex Golesh. They are separated by 32 years in age, 280 collegiate victories and \$9 million in annual salary (\$11.7M to \$2.5M).

■ The teams will play the remaining two games in the series in Tuscaloosa, Ala. in 2024 and 2026.

## 14-TEAM AAC

The 2023 campaign will mark The American's first with 14 teams, as the league welcomes UAB, Charlotte, Florida Atlantic, North Texas, Rice and UTSA to its ranks. They will join continuing members East Carolina, Memphis, Navy, SMU, Temple, Tulane, Tulsa and USF to comprise a conference that will continue to compete for perennial New Year's Six bowls and College Football Playoff appearances. The conference will have at least 20 games on either ABC, ESPN, ESPN2 or ESPNU. The American continued to make history in 2022 as Tulane capped a 12-2 season with a Goodyear Cotton Bowl Classic victory against USC and a final national ranking of No. 9. It marked the seventh time in nine seasons of the College Football Playoff era that The American was represented in the New Year's Six, the fourth win by an American team in the league's 10-year history and the sixth top-10 finish by an American Athletic Conference team. Seven teams from The American were selected for bowl games, while league teams went 4-3 in postseason play.

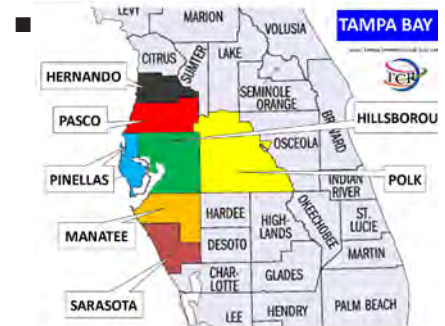


## GRADUATES

USF enters 2023 with 14 graduates on the roster. **They are:** Sean Atkins (WR), Logan Berryhill (WR), Gerry Bohanon (QB), Michael Brown-Stephens (WR), Braxton Clark (CB), Daquan Evans (CB), Matthew Hill (S), Donovan Jennings (T), Brian Norris (LB), Jonathan Ross (DE), De'Juan Sease (DT), Timarcus Simpson (S), Jason Vaughn (DE) and Nay' Quan Wright (RB).

# #COMETOTHEBAY #STAYINTHEBAY FOCUSED ON CULTIVATING HOMEGROWN TALENT

USF has focused recruiting on the state of Florida and particularly the Bay area and its seven surrounding counties.



Within a 100-mile radius of Tampa there are 121 high schools. There are close to 100 Division I players recruited nationally from the area annually.

■ The Bulls build on the benefit of players being able to have their family involved in the program, see them play regularly, go home regularly and play for their city as well as the benefit of building their brand in a thriving metropolitan economic area of over 4 million people and numerous large businesses and professional opportunities.

■ The 2023 Bulls' roster features 27 players from the Bay area, including 11 on the depth chart to start the 2023 season.

■ 68 of the players on USF's roster hail from the state of Florida. That represents 58 percent of the roster with Georgia (12), Texas (8), California (4) and New Jersey (4) being the next closest states in producing current Bulls.

■ Among the Bay area standouts on the Bulls' 2023 roster are: left tackle Donovan Jennings, guards Mike Lofton, Andrew Kilfoyl and Zach Perkins, tight end Weston Wolff, cornerback Aamaris Brown, safeties Will Jones and Timarcus Simpson, linebacker DJ Gordon and defensive end Lloyd Summerall.



USF HELMET & JERSEY LOGO

## STAFF INVESTMENT

When USF Vice President of Athletics Michael Kelly hired Alex Golesh to lead the USF program he also made a commitment to enhancing USF's football staff in both enhanced salaries for primary coaching staff and investment in recruiting and player personnel.

■ USF increased the football staff salary pool by nearly \$1 million entering the 2023 season.

■ USF recruiting/player personnel department went from five full-time members in 2022 to 10 in 2023 - with eight members in recruiting and two new player development positions.

■ Director of Player Development Jeff Jones coached head coach Alex Golesh at Dublin High School and lived on his block, often taking him to practices. He served as principal at four high schools in Ohio and associate principal at one during 14 years as an administrator and 29 in education.

**NOTING THE OPPONENT: FAMU**

Led by head coach Willie Simmons in his sixth season at the helm, Florida A&M has posted nine wins in each of the last two seasons and is coming off a 2022 campaign in which they went 9-2, winning their last nine games after falling in the season-opener at North Carolina (56-24) and in Game 2 to Jackson State (59-3) in the Orange Blossom Classic. FAMU avenged that loss on Sunday, downing Jackson State 28-10 as quarterback Jeremy Moussa passed for 150 yards and two touchdowns and two players ran for over 70 yards as the Rattlers outgained Jackson State, 357-303 and held a 207-72 advantage running the ball.

- The Rattlers enter Saturday riding a 10-game win streak.
- The Rattlers were voted to win the SWAC East in the preseason poll with 16 first-place votes.
- The Rattlers began the 2023 season at No. 25 in the AFCA Coaches Poll, the fourth season in a row FAMU has been ranked in the poll.
- The Rattlers offense looks to be potent in 2023 with preseason SWAC Offensive Player of the Year Jeremy Moussa returning after passing for over 2,700 yards and 21 touchdowns in 2022.
- Saturday vs. Jackson State, Florida A&M tallied 21 points in the first quarter, accounting for 75% of their total score. The Rattlers got off to a great start in the contest, putting 28 unanswered points on the board before Jackson State could respond.

**SERIES HISTORY**

**Florida A&M (4-0)**

H: 4-0 A: 0-0 N: 0-0 .....Ranks

2005	W.....	37-3.....	H.....	
2011	W.....	70-17.....	H.....	20/-
2015	W.....	51-3.....	H.....	
2021	W.....	38-17.....	H.....	

**LAST TIME VS FAMU:** Sept. 8, 2021 • Tampa, Fla. • USF won, 38-17

USF football team (1-2) posted its first win of the 2021 campaign with a 38-17 defeat of Florida A&M (1-2) at Raymond James Stadium. Freshman quarterback Timmy McClain made his first start and promptly logged the Bulls' longest run of the season to that point with a 27-yard scamper and then hit Xavier Weaver with a 31-yard completion. McClain would go on to complete 12 of 23 passes for 163 yards and a touchdown and run for 51 yards on the night before giving way to freshman Katravis Marsh, who started the fourth quarter with the Bulls leading 31-10. McClain led five scoring drives, including touchdown drives of 75 and 87 yards. USF compiled 404 yards of offense, including 241 on the ground led by freshman Brian Battie's 110 yards on 10 carries. Weaver led the Bulls with career-bests of five receptions for 77 yards and Jaren Mangham logged three rushing touchdowns, the most in a game for a Bull since 2018. The Bulls defense held FAMU to -7 yards rushing and 0-for-8 on third down chances in the first half as USF outgained the Rattlers 247-109 in the first 30 minutes.

**BOX SCORE: WKU 38, FAMU 17 • RAYMOND JAMES STADIUM • 2021**

FULL GAME	FLORIDA A&M		USF
	FAM	USF	
<b>FIRST DOWNS</b>	20	18	
Rushing	5	10	
Passing	14	8	
Penalty	1	0	
<b>NET YARDS RUSHING</b>	132	241	
Rushing Attempts	29	46	
Average Per Rush	4.6	5.2	
Rushing Touchdowns	1	4	
Yards Gained Rushing	170	289	
Yards Lost Rushing	38	28	
<b>NET YARDS PASSING</b>	248	163	
Completions-Attempts-Int	25-49-0	12-26-0	
Average Per Attempt	5.1	6.3	
Average Per Completion	9.9	13.8	
Passing Touchdowns	1	1	
<b>TOTAL OFFENSE YARDS</b>	380	404	
Total offense plays	78	72	
Average Gain Per Play	4.9	5.6	
Fumbles: Number-Lost	4-1	3-1	
Penalties: Number-Yards	8-50	5-55	
<b>PUNTS-YARDS</b>	5-192	6-221	
Average Yards Per Punt	38.4	36.8	
Net Yards Per Punt	29.4	34.5	
Inside 20	1	3	
50+ Yards	1	1	
Touchbacks	0	0	
Fair catch	0	1	
<b>KICKOFF-YARDS</b>	4-253	7-450	
Average Yards Per Kickoff	63.3	64.3	
Net Yards Per Kickoff	43	42.4	
Touchbacks	3	3	
Fair Catch Yards	0	22	
Punt returns: Number-Yards-TD	2-140	4-45-0	
Average Per Return	7.0	11.2	
Kickoff returns: Number-Yards-TD	3-99-0	1-6-0	
Average Per Return	22.3	6.0	
Interceptions: Number-Yards-TD	0-0-0	0-0-0	
Fumble Returns: Number-Yards-TD	0-0-0	0-0-0	
Miscellaneous Yards	0	0	
Possession Time	29:38	30:22	
1st Quarter	10:18	10:18	
2nd Quarter	07:42	07:18	
3rd Quarter	09:00	06:00	
4th Quarter	08:38	06:22	
Third-Down Conversions	5-16	6-15	
Fourth-Down Conversions	1-4	0-1	
Red-Zone Scores-Chances	1-2	5-6	
Touchdowns	1-2	5-6	
Field goals	0-2	0-6	
Sacks By: Number-Yards	2-18	1-2	
PAT Kicks	2-2	5-5	
Field Goals	1-3	1-1	
Points off Turnover	0	0	

RUSHING							
	No.	Gain	Loss	Net	TD	Lg	Avg
Terrell Jennings	6	93	0	93	1	40	15.5
Jaylen McCloud	10	61	0	61	0	17	6.1
Bishop Bonnett	8	9	2	7	0	4	0.9
Eddie Tillman	1	0	0	0	0	0	0.0
Rasean McKay	4	7	36	-29	0	7	-7.2
<b>Totals:</b>	<b>29</b>	<b>170</b>	<b>38</b>	<b>132</b>	<b>1</b>	<b>40</b>	<b>4.6</b>

PASSING							
	C-A-I	Yds	TD	Long	Sack		
Rasean McKay	25-49-0	248	1	25	1		
<b>Totals:</b>	<b>25-49-0</b>	<b>248</b>	<b>1</b>	<b>25</b>	<b>1</b>		

RECEIVING							
	TAR	No.	Yards	YAC	TD	Long	
Xavier Smith	25	15	139	51	0	25	
David Marigo	8	4	54	7	0	17	
Chris Sanders	6	3	29	13	0	13	
Jah'Marae Sheread	7	2	18	7	1	12	
Kamari Young	1	1	8	4	0	8	
Bishop Bonnett	1	0	4	4	0	0	
<b>Totals:</b>	<b>48</b>	<b>25</b>	<b>248</b>	<b>82</b>	<b>1</b>	<b>25</b>	

RUSHING							
	No.	Gain	Loss	Net	TD	Lg	Avg
Brian Battie	10	110	0	110	0	42	11.0
Timmy McClain	14	69	18	51	0	27	3.6
Jaren Mangham	7	27	0	27	3	9	3.9
Darrian Felix	7	29	6	23	0	9	3.3
Kelly Joiner Jr.	3	20	0	20	0	15	6.7
Yasias Young	4	14	0	14	1	10	3.5
Katravis Marsh	1	0	4	-4	0	0	-4.0
<b>Totals:</b>	<b>46</b>	<b>269</b>	<b>26</b>	<b>241</b>	<b>4</b>	<b>42</b>	<b>5.2</b>

PASSING							
	C-A-I	Yds	TD	Long	Sack		
Timmy McClain	12-23-0	163	1	40	2		
Katravis Marsh	0-3-0	0	0	0	0		
<b>Totals:</b>	<b>12-26-0</b>	<b>163</b>	<b>1</b>	<b>40</b>	<b>2</b>		

RECEIVING							
	TAR	No.	Yards	YAC	TD	Long	
Xavier Weaver	9	5	77	19	1	31	
Jimmy Horn Jr.	5	3	18	8	0	8	
Latrell Williams	2	1	40	27	0	40	
Omarrion Dollison	4	1	15	16	0	15	
Mitchell Brinkman	2	1	15	18	0	15	
Bryce Miller	2	1	-2	3	0	0	
Yusuf Terry	1	0	0	0	0	0	
Chris Carter	1	0	0	0	0	0	
<b>Totals:</b>	<b>26</b>	<b>12</b>	<b>163</b>	<b>91</b>	<b>1</b>	<b>40</b>	

**SITUATIONAL RECORDS**

2023

vs. Top-25 opponents (AP/Coaches)	0-0
vs. Top-10 opponents (AP/Coaches)	0-0
USF scores first	0-1
Opponent scores first	0-0
USF leads after 1st quarter	0-1
Opponent leads after 1st quarter	0-0
USF leads at half	0-0
Tied at half	0-1
Opponent leads at half	0-0
USF leads after 3rd quarter	0-0
Opponent leads after 3rd quarter	0-1
Tied after 3rd	0-0

**USF OFFENSE**

SCORING: 17 points or less	0-0
SCORING: 20 or more points	0-1
SCORING: 30 or more points	0-0
SCORING: 40 or more points	0-0
TOTAL OFFENSE: 400 or more yards	0-1
TOTAL OFFENSE: 500 or more yards	0-1
TOTAL OFFENSE: 300 yards or less	0-0
RUSHING: 200 or more yards	0-1
RUSHING: 300 or more yards	0-1
RUSHING ATT: 40 or more	0-1
PASSING: 200 or more yards	0-0
PASSING: 300 or more yards	0-0
PASSING ATT: 30 or more	0-1
1st DOWNS: at least 20	0-1
3rd DOWNS: convert 40% or more	0-0
TURNOVERS: two or less	0-0

**USF DEFENSE**

SCORING: allow 15 points or less	0-0
SCORING: allow 20 points or less	0-0
SCORING: allow 21 points or more	0-1
TOTAL OFFENSE: 300 yards or less	0-0
RUSHING: allow 150 yards or less	0-1
RUSHING: allow 100 yards or less	0-0
PASSING: allow 150 yards or less	0-0
PASSING: allow 100 yards or less	0-0
1st DOWNS: allow 15 or less	0-0
3rd DOWNS: convert 33% or less	0-0
TURNOVERS: two or more	0-0

**TEAM COMPARISON**

RUSHING YARDS: USF has more	0-1
PASSING YARDS: USF has more	0-0
TOTAL YARDS: USF has more	0-1
TURNOVERS: USF has fewer	0-0
TIME OF POSSESSION: advantage	0-1
1ST DOWNS: USF has more	0-1
PENALTIES: USF has fewer	0-0
SPECIAL TEAMS SCORE: USF scores TD	0-0

**USF INDIVIDUALS**

RUSHING: 100-yard rusher	0-1
PASSING: 200-yard passer	0-0
RECEIVING: 100-yard receiver	0-0
RUSH/PASS: 100-yard rusher/200-yard passer	0-0

**USF LARGEST CROWDS**

1. 99,235 at Penn State Sept. 3, 2005 L, 23-13
2. 90,612 at Florida Sept. 12, 2010 L, 38-14
3. 88,496 at Florida Sept. 17, 2022 L, 28-31
4. 83,524 at Florida State Sept. 26, 2009 W, 17-7
5. 82,617 at Auburn Sept. 8, 2007 W, 26-23 OT
6. 80,795 at Notre Dame Sept. 3, 2011 W, 23-20
7. 78,900 at South Carolina Sept. 18, 2004 L, 34-3
8. 78,111 at Wisconsin Sept. 27, 2014 L, 27-10
9. 76,780 at Alabama Aug. 30, 2003 L, 40-17
10. 74,432 at Oklahoma Sept. 28, 2002 L, 31-14
11. 72,811 at Florida State Sept. 12, 2015 L, 14-34
12. 70,401 at Michigan St. Sept. 7, 2013 L, 21-6
- 13. 69,383 vs. Florida State Sept. 29, 2012 L, 30-17**
- 14. 67,012 vs. West Virginia Sept. 28, 2007 W, 21-13**
- 15. 66,469 vs. Miami Nov. 28, 2009 L, 31-10**

BOLD = HOME

## OFFENSE NOTABLES

### QB • #17 BYRUM BROWN • 6-3 • 209 • SO. ★ NO. 2 FBS / 1ST AAC IN RUSH YPG (160) ; 18/3RD IN TOTAL OFF (326)

- Posted his [SECOND-STRAIGHT 100-yard rushing game](#), starting the 2023 season-opener at WKU and running 25 times for 160 yards (6.4 ypc) and 2 TD (could have totaled 189 yards, but was sacked 5 times for 29 yards). Led offense to 540 yards, 374 on the ground.
- In the final game of 2022, led USF to 438 yards in a 46-39 loss to UCF. He ran for 109 yards and 2 TD on 15 carries (7.3 ypc)
- In first start at Tulsa in 2022 - completed first 21 passes - finished 21-25 (84%) for 240 & 3 TD & ran for 76 & 1 TD.
- 1 of 3 finalists for North Carolina's 2021 Mr. Football award - passed for 3,703 yards, 43 TD & 4 INT.
- Led Rolesville HS to '21 Class 4A State Semifinals - ran for 1,182 yards & 13 TD, led to 2020 champ game.

### QB • #8 BRYCE ARCHIE • 6-3 • 212 • SO.

- Transfer from Coastal Carolina where he saw action in two games as a true-freshman
- 2021 Region 2-6A Offensive Player of the Year, led team to Region title
- Passed for 2,521 yards and 26 touchdowns while running for 470 and seven touchdowns in his senior year of HS.
- Received offers as a D1 pitcher after hitting 93 mph on the mound, also played basketball.

### QB • #11 GERRY BOHANON JR. • 6-3 • 226 • GR.

- Passed for 1,070 yards, 57%, 6 TD, 6 INT passing with 386 yards & 2 TD rushing before a [shoulder injury ended 2022 after 7 starts](#).
- Ran for a career-best 117 yards and 59-yard long at No. 24 Cincinnati (10.8 ypc), posting 256 total yards
- Ran a career-most 15 times for 102 yards & 1 TD at Florida - his 2nd career 100-yard game (107 at OU).
- Started 12 games in 2021 at Baylor, leading Bears to 12-2 record, Big 12 Championship & Sugar Bowl victory in first season as a starter.
- 4 seasons & 27 games at Baylor, led team from 2 wins the year before he arrived to 12 wins in first season as a starter.
- 2021 All-Big 12 Honorable Mention: passed for 2,200 with 18 TD passes & ran for 323 yards and nine TDs.

### QB • #13 IZZY CARTER • 6-1 • 186 • FR.

- Dual-threat quarterback who earned quarterback MVP honors at the Under Armor Next All-America Camp.
- Invited to play in the 2022 U.S. Army All-America Bowl and scored a rushing touchdown in the game
- Passed for 1,863 yards and 23 touchdowns (60% completion) while running for 592 yards and 11 touchdowns as SR HS.

### RB • #3 KELLEY JOINER JR. • 5-9 • 184 • GR.

- Missed first six games of 2022 and played in just three due to a preseason foot injury.
- Second on team with 480 rushing yards and first with 6.2 ypc in 2021 • Led USF with 387 yards and 78 carries in 2020.
- In 2021: Posted back-to-back 100 yard games with 126 vs Temple (10/23) & 103 at ECU (10/28).
- Has 4 career 100-yard games; Caught 32 passes for 288 yards on his career.
- In fifth season at USF. Has five brothers and two sisters.
- Ran for 1,006 yards and 17 TD in 3 games in senior year at South Lake HS before breaking right leg.

### RB • #5 NAY'QUAN WRIGHT • 5-9 • 204 • GR. ★ NO. 24 FBS / 5TH AAC IN RUSH YPG (111)

- Athlon preseason All-AAC fourth team
- Ran for a career-best 111 yards on 17 carries (6.5 ypc) in the USF season-opener at WKU (9.2).
- Transferred from Florida to USF in Spring of 2023 after earning his bachelor's degree at UF in the Fall of 2022
- Played in four seasons and 33 games at Florida: 189 carries for 753 yards and 5 TD rushing, 35 receptions for 415 yards.

### RB • #2 MICHEL DUKES • 5-10 • 194 • SR.

- Ran 8 times for a career-best 64 yards (8.0 ypc) in the season-opener at WKU (9.2)
- Transferred to USF in 2022 after three seasons at Clemson: ran for 212 yards and two touchdowns in 19 games
- Played in 11 games in his first season at USF (2022)...carried the ball 54 times for 188 yards and five touchdowns.

### WR • #38 SEAN ATKINS • 5-10 • 172 • GR.

- Led USF with five catches (43 yards) in 2023 season-opener at WKU (9.2).
- Saw action in 11 games and made two starts in 2022, ranking 3rd on the team with 19 catches for 238 yards and 2nd with three TD.
- First career 100-yard game with a career-best nine catches for 115 yards and a touchdown at Tulsa (11.18.22).
- Caught a two-yard touchdown pass vs. UCF (11.26.22).

### WR • #12 JADEN ALEXIS • 6-0 • 186 • SO.

- A transfer wide receiver from Texas who returns to his home state of Florida with three seasons of eligibility remaining.
- Played in one game at Texas as knee injuries ended two seasons.
- Ran track...holds personal-bests of 10.75 in the 100-meter dash and 22.27 in the 200-meter dash.

### WR • #1 KHAFRE BROWN • 6-0 • 195 • SR.

- Came to USF in 2022 after two seasons at North Carolina: 18 games and making 16 receptions for 412 yards
- Saw action in nine games in 2022, making four starts... caught four passes for 61 yards.

### WR • #6 MICHAEL BROWN-STEPHENS • 6-0 • 186 • GR.

- Transfer wide receiver from Minnesota, started 21 games for the Gophers and made 45 receptions for 730 yards.
- Earned his bachelor of science degree in business and marketing education from Minnesota in spring of 2023.
- The nephew of artist John Legend.

### WR • #7 NAIEM SIMMONS • 5-10 • 182 • JR.

- An all-NEC transfer from FCS Wagner University, made 72 receptions for 1,067 yards and 7 touchdowns in two seasons.
- Led Wagner with 50 catches for 796 yards (72.36 ypg) and six touchdowns in 2022.
- Has never eaten red meat (beef or pork) in his entire life.

### TE • #87 GUNNAR GREENWALD • 6-4 • 240 • JR.

- Saw action in 8 eight games in 2022, making one start...caught four passes for 37 yards and was a strong edge blocker.
- A USF Athletics Honor Roll recipient and a surfer.

### TE • #0 JAYSON LITTLEJOHN • 6-4 • 248 • SR.

- A junior college transfer (College of the Sequoias) who posted 43 receptions for 467 yards.
- Saw action in 10 games in 2022...made two catches for 34 yards and two touchdowns on the year.
- Posted his first catch at USF with a 17-yard touchdown grab vs. SMU (11/12/22).

### TE • #18 WESTON WOLFF • 6-4 • 240 • JR.

- A transfer tight end from Maryland who appeared in four games over two seasons for the Terps.
- Tallied 147 receptions for 1,822 yards and 16 touchdowns at Venice High School (Fla.).

### LT • #73 DONOVAN JENNINGS • 6-5 • 333 • GR.

- 2023 Athlon Preseason All-AAC Second Team. • Leads team with 36 career starts.
- Saw action in four games in 2022, making four starts at tackle before an ankle injury at Louisville ended his season.

## OFFENSIVE NOTES

### STARTING QUARTERBACKS

■ The Bulls have had NINE different starting quarterbacks in the five years since the graduation of standout Quinton Flowers who led the Bulls to 30 wins in three years.

■ For the three previous seasons, USF started three different quarterbacks during the season, last year starting Gerry Bohanon (7), Katravis Marsh (3) and Byrum Brown (2).  
**2018:** Blake Barnett (10 starts), Chris Oladokun (3)  
**2019:** Jordan McCloud (10), Barnett (3)  
**2020:** McCloud (7), Noah Johnson (1), Katravis Marsh (1)  
**2021:** Timmy McClain (9), Cade Fortin (2), Marsh (1)  
**2022:** Gerry Bohanon (7), Marsh (3), Byrum Brown (2)  
**2023:** Byrum Brown (1)

### RUNNING QUARTERBACKS

Byrum is the sixth USF quarterback to post a 100-yard rushing game. He is currently riding a string of two-straight, running for 109 vs. UCF (2022) and 160 at WKU (2023).

#### Career 100-yard rushing games by QBs at USF:

QB	#	Best Performance
Quinton Flowers	16	210 yards at Memphis, 11/12/16
B.J. Daniels	8	141 yards vs Louisville, 11/21/09
Matt Grothe	3	146 yards at UConn, 10/27/07
Byrum Brown	2	160 yards at WKU, 9/2/23
Marquel Blackwell	2	132 yards at Baylor, 9/23/00
Gerry Bohanon	2	117 yards at Cincinnati, 10/8/22

### WHAT CAN BROWN DO FOR YOU?

QB Byrum Brown (Raleigh, N.C.) showed his talent and moxy in two strong starts in the final two games of 2022 and earned the starting job to begin 2023.

■ Starting the 2023 season opener, Brown ran for 160 yards on 25 carries to lead the USF offense to 540 total yards and 374 rushing yards at WKU (9.2.23). His 160 yards marked the fourth-best mark by a USF quarterback and the Bulls 374 rushing yards were the eighth-best in program history.  
 ■ Brown had a [stellar debut](#) in his first career start, a 48-42 loss at Tulsa (11.18.22). He led USF to a season-best 499 yards of offense and equaled a season high with 42 points in a loss that came down to the final seconds.

□ He [completed his first 21 passes](#) before his first incompletion came late in the 4th quarter, becoming [the first FBS player to start a game with 21 consecutive completions since MTSU's Brent Stockwell completed 22 straight vs. Alabama A&M in 2016](#). He finished the game 21-of-25, his 84 percent completion percentage breaking the USF program game record of 82.8 percent (24-29) set by Quinton Flowers at Memphis in 2016.

□ He totaled 316 yards and 4 TD (3 passing, 1 rushing) while not committing a turnover and posting a pass efficiency rating of 204.2. He led scoring drives of 68, 90, 47, 65, 79, 35 and 51 yards in a game with a 30 degree temperature at kickoff and without the team's leading receiver.

### ATKINS MAKING 38 GREAT

A former walk-on wide receiver that entered the 2022 season with 11 career catches for 99 yards and no touchdowns, 5-10 Sean Atkins has stepped up for the Bulls in a big way. When he and other players earned the right to switch numbers Atkins said "It is the number they assigned me, I'm going to make it my own" and stayed with 38.

■ Atkins led the Bulls with five catches at WKU (9.2.23), tallying 43 yards.

■ Atkins posted career highs of 9 catches for 115 yards with an 18-yard TD catch from Byrum Brown at Tulsa (11.18.22). His 9 receptions tied for 9th on USF's game receptions chart and were the most by a USF player since Bryce Miller posted 11 vs. UCF in 2020.

■ Atkins caught passes in seven games in 2022, including the last four straight, and [totaled career-bests of 19 receptions for 238 yards and three touchdowns on the year to rank third on the team in all three categories in 2022](#).

## DEFENSE NOTABLES

### LB • #8 DJ GORDON IV • 6-2 • 220 • SR.

- Tied for team lead with 5 tackles in 2023 opener at WKU. • Saw action in 11 games and made nine starts in 2022, his first at USF.
- Second on the team with 67 tackles (40 solo) and third with 6.5 tackles for loss in 2022.
- Had a season-best 11 tackles and one tackle for loss at ECU (10/1).
- Native of Plant City (40 minutes from campus), - rode horses, hunted, fished and ate gator & possum.
- Transfer from Minnesota who saw action in 22 games for the Gophers - 4 in Big Ten as true freshman.

### LB • #55 ANDREW MATA'ABA • 6-3 • 225 • GR.

- A senior linebacker transfer from Utah who played in 38 games for the Utes over five years in Salt Lake City.
- Appeared in 13 games in 2022 for Utah, made first career start vs. San Diego State...had 8 tackles on the year.
- Cousin Hercules Mata'aba was the 2017 Associated Press Defensive Player of the Year and a consensus All-American for Washington State and went on to play for the NFL's Minnesota Vikings.

### LB • #17 JHALYN SHULER • 6-3 • 220 • SR.

- Saw action in 10 games in 2022...made eight tackles on the year.
- Posted 88 tackles, 11 tackles for a loss, one sack and two interceptions in two seasons at Coffeyville CC.
- Named first-team Class 2A All-State in 2019...helped Abbeville HS to three Class 2A state championships.

### LB • #19 JAMIE PETTWAY • 6-2 • 235 • SR.

- A transfer from FAU who posted 51 tackles for the Owls in 2022 after transferring from Missouri (played in 9 games).
- Played for current Bulls defensive coordinator Todd Orlando at FAU.
- Posted a career-best 11 tackles vs. Western Kentucky at FAU in 2022.
- Was a four-star prospect by 247Sports, the No. 25 inside linebacker in the nation coming out of HS.

### DE • #11 D.J. HARRIS • 6-2 • 240 • JR.

- Transferred to USF from Texas in the Spring of 2023...played in three games at Texas as a linebacker.
- A two-time all-state and all-district honoree at New Caney HS (Texas).

### DE • #5 TRAMEL LOGAN • 6-4 • 247 • SR.

- Played in 12 games and made nine starts in 2022...led Bulls defensive linemen with 37 tackles and added 5.5 TFL.
- Has played in 33 games for the Bulls, including nine as a true-freshman in 2020.
- At Booker T. Washington High School in Miami...helped his team go 13-2 and win the Class 4A state championship.

### DE • #99 LLOYD SUMMERALL • 6-5 • 242 • SR.

- A transfer from Florida, saw action in 28 games over four seasons and recorded 15 tackles, three tackles for loss.
- Led Lakeland HS to the FHSAA Class 7A State Championship.
- A four-star recruit, had offers from Florida, Alabama, Florida State, Georgia, LSU, Miami, and Ohio State, among others.

### DE • #40 JASON VAUGHN • 6-5 • 246 • GR.

- Led USF with 5 sacks in 2022 to go with 8.5 TFL (2nd) and 35 tackles.
- Tied for 9th in the AAC in sacks (0.45 spg)
- Led USF with 3 sacks vs. Tulane (10.15.22), the most for a Bull since Deadrin Senat in 2017 vs. Texas Tech.
- Played 11 games as a true freshman. • Totaled 0.5 sacks and 5.0 TFL in 31 games entering the 2022 season.

### DT • #90 RASHAD CHENEY • 6-2 • 285 • SR.

- Transferred to USF in the spring semester of 2022 after three seasons at Minnesota.
- Punctuated six games in 2022 before an ankle injury suffered in the Cincinnati (10/8) game ended his season.
- As a senior in HS, led Cedar Grove High School (Ga.) to a 14-1 record and a state championship.

### DT • #13 DOUG BLUE-ELI • 6-2 • 320 • JR.

- Transfer from TCU after earning NJCAA All-America honors playing one season at Monroe CC.
- Played in four games in 2022 as TCU won the Big 12 and earned a berth in the College Football Playoff.

### DT • #3 BERNARD GOODEN • 6-1 • 265 • JR.

- Transfer from Wake Forest who played in 12 games for the Demon Deacons in 2022 and had seven tackles.
- Compiled 95 tackles, 30 sacks, 18 tackles for loss and 28 quarterback pressures over the course of his HS career.

### DT • #6 IMMANUEL HICKMAN • 6-3 • 296 • SR.

- Transfer from ECU, where he spent four seasons and saw action in 31 games with 16 career starts.
- Had 24 tackles for ECU last year and led ECU with 8.0 TFL and 4.0 sacks in 2021 as a defensive end.
- Put on more than 50 pounds at USF to move from a DE to a DT...father is a preacher.

### CB • #2 BRAXTON CLARK • 6-4 • 204 • GR.

- Transfer from Nebraska where he played in 34 games over four seasons and posted 22 tackles and one INT.
- Played in six games at Nebraska in 2022, seeing action on both defense and special teams...posted five tackles
- A standout cornerback for Dr. Phillips High School in Orlando, which won the 2017 Florida Class 7A state title.

### CB • #0 DAQUAN EVANS • 5-11 • 190 • GR.

- Tied for team lead with 5 tackles in 2023 opener at WKU • Missed all our most of 8 games in 2022 with a groin injury.
- T4th on team with 59 tackles in 2021, added 2.5 TFL and 1 FR • Led team with 8 tackles at BYU (2021).
- Led team with 3 INT in 2020 - all in 3-straight games - returns of 56, 31 & 51 (TD) = 138, 2nd all-time season at USF.
- Had a 51-yard pick-six at Memphis in 2020 • Nickname is "Dae Dae"

### CB • #9 AAMARIS BROWN • 5-10 • 195 • SR.

- 2023 Athlon Preseason All-AAC Fourth Team; 2022 All-AAC Fourth Team by Phil Steele
- 11 starts in 2022, led the team with two interceptions: at No. 24 Cincinnati and at No. 18 Florida
- Tampa Bay native that played at Armwood HS; Transfer from Kansas State (13 games, 15 tackles and a recovered fumble)
- An All-State and All-Tampa Bay honoree helping lead team to 2018 state championship game.

### S • #37 LOGAN BERRYHILL • 6-4 • 196 • GR.

- Saw action in nine games in 2022, rotating between playing safety and wide receiver during the season...three tackles.
- As a HS senior, totaled 33 receptions for 508 yards and seven TD, 2018 GHSA 1-7A All-Region first team.

### S • #21 JAELEN STOKES • 6-1 • 190 • JR.

- Tied for the team lead with 5 tackles in 2023 season opener at WKU (9.2).
- Saw action in five games in 2022, his first on the field...made seven tackles and added one sack on the year.

## DEFENSIVE NOTES

### DEFENSE REBOOT

New Defensive Coordinator Todd Orlando and Defensive Line Coach Kevin Patrick (a member of USF's first coaching staff now in his third stint at USF) will help lead a group looking to turnaround a USF defense ranked 130th nationally in scoring and 131st (last) in total defense last year giving up 41.17 ppg and 516 ypg. Orlando has 18 years of experience as a defensive coordinator and recently led successful defenses at Texas and Houston. Patrick was an All-American defensive lineman at Miami and led the Bulls out of the tunnel in the program's very first game, played at the old Tampa Stadium in 1997.

■ USF has not ranked above 71st in total defense or 75th in scoring defense since the 2017 season when the Bulls went 10-2 and ranked 37th in total (359.8 ypg) and 41st in scoring (23.5). The Bulls' average rank in the proceeding five years has been 104th in total defense and 107th in scoring defense.

### CHENEY ANCHORS D-LINE REBUILD

A transfer from Minnesota, defensive tackle Rashad Cheney appeared in six games in 2022 for the Bulls before an ankle injury suffered at Cincinnati ended his season. He had three stops in the season opener vs. BYU, a season-high six vs. Howard, and three tackles and 2.5 tackles for loss vs. ECU. The former four-star recruit led Cedar Grove High School to a 14-1 record and state title while posting 45 tackles for loss in his senior year. Returners Jason Vaughn (team high 5 sacks), Tramel Logan and Jonathan Ross also played significant snaps in 2022. The Bulls will look to five transfers to have a significant impact on the D-line in 2023, including defensive tackles Bernard Gooden (Wake Forest), Immanuel Hickman (ECU) and Doug Blue-Eli (TCU) and defensive ends DJ Harris (Texas) and Lloyd Summerall (Florida).

### BE WHO YOU SAY YOU ARE

USF's new mantra under first-year Head Coach Alex Golesh. Golesh is process driven, focusing the Bulls not on wins but on performing every process on the way to winning at an "elite" level. That includes eating and sleeping properly, punctuality, team interactions, class room success, community engagement and much more. USF has established a Big Brother program internally as returning veterans adopt newcomers and take responsibility for their integration and understanding of the team culture and expectations.

## BULLS IN THE NFL

USF has 9 former Bulls on 2023 NFL rosters as of Aug. 25

### Player (Pos.) \_\_\_\_\_ Team (Yrs with Team) ACTIVE

Brad Cecil (C) \_\_\_\_\_ Detroit Lions (2023)  
Bruce Hector (DT) \_\_\_\_\_ New York Jets (2023)  
Demontrey Jacobs (OL) \_\_\_ Denver Broncos (2023)  
D'Ernest Johnson (RB) \_\_\_ Jacksonville Jags (2023)  
Austin Reiter (OL) \_\_\_\_\_ Chiefs (2022-23)  
Deadrin Senat (DT) \_\_\_\_\_ Buccaneers (2022-23)  
Marquez Valdes-Scantling (WR) \_ Chiefs (2022-23)  
Mitchell Wilcox (TE)\_\_\_ Cincinnati Bengals (2020-23)  
Injured  
Marlon Mack (RB) \_\_\_\_\_ Arizona Cardinals (2023)

## CFL

Terrell McClain (DT) \_\_\_\_\_ Calgary  
Deatrick Nichols (CB) \_\_\_\_\_ Winnipeg  
Tre Dukes (WR) \_\_\_\_\_ Calgary

## SPECIAL TEAMS NOTABLES

### P • #36 ANDREW STOKES • 6-5 • 232 • RSJR

- Averaged 48.3 yards on six punts at WKU (9.2.), a career best that included three inside the 20 and two 50+ yard punts.
- Saw action in six games in 2022 as he split action at punter in part due to injuries during the season...punted 16 times for 661 yards and a team-best 41.3 yards per punt average. • 39.0 coverage on 56 punts in 2021.
- A 29-year old from Perth, Australia
- Punted in the first ever football game he saw in person in the Bulls 2021 season-opener at NC State - averaged 45.1 ypp on eight attempts with a 66-yard long
- Comes from ProKick in Australia, the same program that sent punter Trent Schneider to USF. Schneider graduated last year holding nearly every USF punting record.
- Played Australian rules football for seven seasons, playing for the Railways in the Great Northern Football League before getting picked up by East Fremantle of the WA Football League.
- Moved across the Australian continent from Perth in the west to Melbourne to train for a year at ProKick with former Indiana punter Tyson Beattie (2003-06).
- A warehouse worker prior to pursuing his punting career.

### K • #39 JOHN CANNON • 5-9 • 176 • RSSO

- Made his first career field goal in the 2023 season-opener at WKU, a 37-yarder in the second quarter, went 3-of-3 on PAT
- \* A preferred walk-on who signed with the Bulls in February of 2021...rated a four-star recruit by Chris Sailer Kicking.
- First-team Class 2A all-state selection...made 12-of-13 field goals his senior year at Tru Prep...prior to that, made 16 of 20 field goal attempts and 137 of 149 PAT in his career at University HS, scoring 176 points.

### K • #41 BRENDAN FARRELL • 6-0 • 215 • RSJR

- Handled kickoff duties in the season-opener at WKU (9.2).
- Transferred to USF from Virginia in the Spring of 2023...played in 19 games for the Cavaliers and went 15-of-21 on field goals...led UVA in scoring in 2021 with 67 points (11-of-13 on field goals).
- In 2022 at UVA, saw action in 10 games...went 4-of-8 on field goals with a 42-yard long.
- Two-time Dekalb County Kicker of the Year (2017 and 2018) ... all-state kicker by the Atlanta Journal Constitution and the Georgia Athletics Association ... set school records with 65 kickoff for touchdowns on 70 attempts ... 11-of-17 on field goals as senior, a long of 49 yards.

**The Fowler Ave Collective** — the third-party organization that supports USF student-athletes through name, image and likeness (NIL) initiatives — is transforming its ambitious, creative plans into reality.

■ The collective has hired a pair of familiar names — development director Larry Antonucci, a former longtime USF assistant athletic director and director of football operations, and fan engagement director Will Turner, a well-connected and respected reporter who most recently served as publisher of the Bulls247 web site — while taking additional steps to assure professionalism, accountability and transparency.

■ Corey Staniscia, the collective's co-founder and chairman, announced a financial advisory committee that includes former USF football players Jay Mize and Andrew Ketchel, along with prominent boosters Suzanne Ward, David Goldstein and Marc Ostroff. The committee will help the collective with financial oversight and goal-setting.

■ By 2024, the collective has set a goal of reaching 1,000 members who pay monthly dues or pledges, and reaching a total annual contribution of \$3.5-million. USF student-athletes who choose to affiliate themselves with the collective are paid for appearing at events and interactions with members at fan-access or meet-and-greet initiatives, both in-person and digitally. Collective members can also receive exclusive merchandise and memorabilia, and there are also plans to establish member events at tailgates and USF road games.



## USF ATHLETICS EXTENDS PROGRAM RECORD TO 17 STRAIGHT SEMESTERS WITH A DEPARTMENT TERM GPA OVER 3.0

University of South Florida student-athletes extended USF Athletics' record streak of department grade-point averages over 3.0 to 17 consecutive semesters and more than eight years (since the spring of 2015) after the recently completed 2023 spring term.

■ 2023 Spring Academic SuccessUSF saw 263 student-athletes earn Athletics Honor Roll recognition following the spring semester and 15 of 17 programs post a semester GPA over 3.0, as USF Athletics' overall GPA for nearly 500 student-athletes for the spring term checked in at 3.13.

■ USF also saw 15 of 17 programs maintain a cumulative GPA of 3.0 or better and the cumulative GPA for Athletics held firm at 3.18.

■ Over 67 percent of USF student-athletes earned a 3.0 cumulative GPA or higher following the 2023 spring term, while 148 had over a 3.5 and 11 maintained a 4.0.



## SEASON HONORS

### PRESEASON AII-AAC HONORS

- Donovan Jennings (LT):** Athlon: 2nd Team
- Nay'Quan Wright (RB):** Athlon: 4th Team
- Jason Vaughn (DE):** Athlon: 4th Team
- Aamaris Brown (CB):** Athlon: 4th Team

### EAST-WEST SHRINE GAME 1,000

- Gerry Bohanon
- Donovan Jennings

### AAC PLAYERS OF THE WEEK

-- : --

### AAC HONOR ROLL

Week 1: --

### GAME CAPTAINS

- Week 1 (WKU):** B. Brown, Greenwald, Lofton, Cheney.
- Week 2 (FAMU):** --
- Week 3 (ALA):** --
- Week 4 (Rice):** --
- Week 5 (Navy):** --
- Week 6 (UAB):** --
- Week 7 (FAU):** --
- Week 8 (UConn):** --
- Week 9 (Memphis):** --
- Week 10 (Temple):** --
- Week 11 (UTSA):** --
- Week 12 (Char):** --



### BULLS HOST VICTORY DAY

The USF coaches and players hosted "Victory Day" at the team's new Indoor Performance Facility at the completion of the 2023 fall camp on Sun, Aug. 20. The Bulls welcomed 40 Special Olympics athletes for football events with the team.

- Each participating athlete ran a play and scored a touchdown with the team.
- Six football stations with players consisting of uniform try ons, and drills.
- The entire USF Football team was present for the two-hour event that also featured USF band, cheerleaders & Rocky cheering for athletes as they participated and scored TD's.
- First year for the event brought to USF by Head Coach Alex Golesh, who previously participated in a similar event during his time at Iowa State.







# CHAMPA BAY!

The Bay area has staked a claim as the epicenter of championship sports teams in recent years. Home to four professional sports organizations, including the MLB Rays, NHL Lightning, NFL Buccaneers and USL Rowdies. All have had outstanding championship seasons in the last three years, making celebratory boat parades on the Hillsborough River in downtown Tampa a common occurrence.

■ Since 2020, the Bay Area has claimed a **Super Bowl Champion**, two **Stanley Cups**, an **American League Pennant** and a **USL Conference Championship**.

■ The **Tampa Bay Lightning** repeated as Stanley Cup champions in 2021, downing the Montreal Canadiens (4-1) in the Stanley Cup Finals. The Lightning also won the Cup in 2020 and back in 2004. They reached the Stanley Cup finals in three straight years: 2020, 2021 and 2022.

■ The **Tampa Bay Buccaneers** acquired sure Hall of Fame players Tom Brady and Rob Gronkowski prior to the 2020 season and went on to down the Kansas City Chiefs (31-9) to win Super Bowl 55 in Raymond James Stadium. The Buccaneers became the first team in NFL history to play in and win a Super Bowl that was held at its home stadium. The Bucs also won a Super Bowl in 2002.

■ The **Tampa Bay Rays** posted 100 wins and had the best record in the American League. They won pennant and reached the 2020 World Series, falling to the Los Angeles Dodgers in six games. The Rays also reached the 2008 World Series. The Rays established ace is former USF pitcher Shane McClellan.

■ The **Tampa Bay Rowdies** soccer team won its conference and reached the USL Championship final in 2020 and again in 2021.



## USF FOOTBALL'S HECTOR AND SAILS PLAY FOR INAUGURAL XFL CHAMPIONSHIP

Former South Florida football program standouts and Tampa natives Bruce Hector (2013-17) and KJ Sails (2019-20) squared off on opposite sides of the ball in the inaugural XFL Championship game at the Alamodome in San Antonio, Texas. The game that pitted the Arlington Renegades vs. DC Defenders with Hector's Renegades raising the Championship Trophy.



## THE USF FOOTBALL PROGRAM

■ The Bulls have had six head coaches in 27 seasons.

■ USF was ranked for a program record 20 straight weeks (2016-2017) has spent 48 weeks in the Top 25.

■ The Bulls reached as high as the No. 2 ranking in 2007, becoming the fastest program to go from inception to a top 10 ranking in FBS history.

■ USF has played in 10 bowl games and won six.

■ USF has claimed victories in Tampa over Louisville, West Virginia, Georgia Tech, Pittsburgh, Kansas and North Carolina among others.

■ USF has claimed road or neutral site wins over Florida State, Auburn, Clemson, Notre Dame, Miami, Louisville, NC State, West Virginia and TCU among others.

■ USF has had 31 first-team All-Conference selections, including 1 Offensive Player of the Year, 1 Defensive Player of the Year, 2 Special Teams Players of the Year and 1 Rookie of the Year.

■ USF has had six players selected a first-team All-American a total of seven times.

■ 15 USF players have been part of 20 Super Bowl teams, 11 part of a Super Bowl Champion, including in 2022 as Bay area products Austin Reiter (Chiefs) and Marquez Valdes-Scantling (Chiefs) won Super Bowl LVII.



## RAYMOND JAMES STADIUM: HOME OF BULLS, BUCS & SUPER BOWLS

### TOP USF SEASON AVERAGE ATTENDANCE

RANK	AVERAGE	YEAR	GAMES	ATTENDANCE
1.	53,170	2007	6	319,019
2.	52,553	2009	6	315,319

### TOP USF GAME CROWDS

RANK	ATTENDANCE	OPPONENT	DATE	WINNER	SCORE
1.	69,383	Florida St.	9/29/2012	FSU	L, 30-17
2.	67,012	West Virginia	9/28/2007	USF	W, 21-13
3.	66,469	Miami	11/28/2009	UM	L, 31-10
4.	65,948	UCF	10/13/2007	USF	W, 64-12
5.	63,976	Cincinnati	10/15/2009	UC	L, 34-17

■ USF is one of the few college programs that play in an NFL stadium, opened on Sept. 20, 1998.

■ Raymond James Stadium is home to the NFL's Tampa Bay Buccaneers and has hosted three Super Bowls: Super Bowl XXXV in 2001 (Ravens and Giants) and Super Bowl XLIII in 2009 (Steelers and Cardinals) and Super Bowl LV in 2021 (Chiefs and Buccaneers). The stadium also hosted the 2017 CFP National Championship Game won by Clemson over Alabama.



## WELCOME TO THE SUNCOAST NOTING TAMPA & THE BAY AREA

■ The greater Tampa Bay area has a population of more than 4 million and is one of the fastest growing areas in the country. It is the **13th largest TV market** in the United States with 2.03 million TV households.

■ Tampa ranks as fifth-most popular American city according to a Pew Research Center study.

■ Tampa ranked as the 5th best outdoor city by Forbes. The area's average highs range 70 to 90 °F year round, and lows 52 to 76 °F.


■ Nicknames: Cigar City & The Big Guava

■ Tampa is near 18 beaches. In 2020, Trip Advisor rated Siesta Key the No. 1 Beach in America followed closely by St. Petersburg Beach (No. 2) and Clearwater Beach (No. 5).

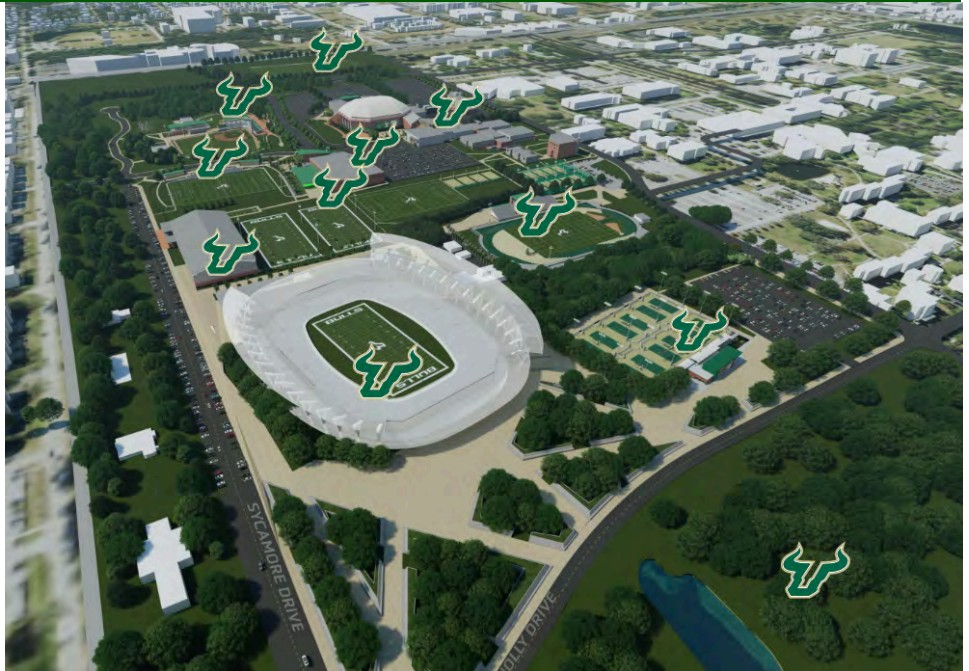

## INDOOR PERFORMANCE FACILITY



## FOOTBALL LOCKER ROOM



## WEIGHT ROOM



## KELLY UNVEILS VISION FOR ATHLETIC DISTRICT EXPANSION

Vice President of Athletics Michael Kelly announced the university's vision and commitment to continuing to provide an unparalleled student-athlete and unique fan experiences outlined in a Facilities Master Plan that includes additions and enhancements of facilities for all varsity athletic sports programs.

The vision for the future development of the USF Athletics district includes facility investments that have already been achieved in the last year, conceptual plans for many facilities currently in development, and highlights future initiatives in the beginning planning stages that will continue to evolve.

■ Many facility enhancements that are part of the plan have already been achieved in the last year or are nearing completion within the next year. These include a \$22-million Indoor Performance Facility set to open this fall; a \$3-million football locker room and office renovation completed last summer, a \$2-million television broadcast facility completed in 2020, a \$1-million resurfacing of the running surface at the USF Track & Field Stadium, installation of new hydrotherapy pools in the Lee Roy Selmon Center, and \$1.2-million in enhancements to The Corral for USF volleyball that include a new Taraflex floor, bleachers, nutrition bar, videoboard and roof among many enhancements.

■ New facility additions included in the plan include the addition of an on-campus football and lacrosse stadium by the 2026 season, a baseball and softball clubhouse, a tennis facility, a complete overhaul of the golf practice facility, and USF Track & Field Stadium additions of a new press box and video board. Plans for the recently announced Beach Volleyball program include building a new facility adjacent to the Yuengling Center and providing renovated coaches' offices and a locker room. Women's lacrosse will utilize a new locker room and coaches' offices in the Lee Roy Selmon Center and will begin play in Corbett Stadium before moving into the on-campus stadium.

■ Current facilities also slated for enhancement include the Lee Roy Selmon Athletics Center – which will include a complete renovation of the entrance lobby – and Corbett Soccer Stadium – which includes enhanced fan areas, a new video board and a new press box. Also planned is a renovation of the Muma Basketball Center lobby and other player areas.

## USF FOOTBALL FACILITY IMPROVEMENTS

## LOCKER ROOM &amp; STAFF OFFICES

Entering the 2021 season, USF completed a \$3.3 million upgrade to its current football facilities, including:

- A completely renovated locker room featuring: 120 lockers, state of the art digital lighting and surround sound system, a team lounge with two 86" big screen TVs, video game console, pool table, ping-pong table and furnishings, a nutrition fueling station, new LED graphics and 55" monitors throughout.
- New entry ways, graphics and carpeting throughout the operations area.
- New team room graphics and chairs.
- Renovated coaches offices and staff rooms with new furniture, graphics and carpeting.

## INDOOR PERFORMANCE FACILITY

USF completed an 88,000-square foot indoor facility at a cost of approximately \$22 million in 2022. It features a 100-yard turf field, climate control, sound system, branded lobby and observation deck. The Bulls began practicing in the facility on Nov. 9, 2022.

## ON CAMPUS STADIUM/FOOTBALL CENTER

The USF Board of Trustees has approved \$340 million to build on on-campus stadium – which will also house a football operations and women's lacrosse operations center – that will serve as a new home for USF football with coaches offices, meeting spaces, weight room, locker room, training and equipment areas and player lounge among the amenities. The stadium, which is slated for a capacity of 35,000, is targeted for completion in 2026.

## WHIRLPOOL COLD TUBS

USF renovated its whirlpool and cold tub room with three new high tech pools for rehabilitation and a rebrand of the room in the spring of 2023.

## WEIGHT ROOM

In this summer of 2023, USF unveiled a complete overhaul of the weight room in the Lee Roy Selmon Center at a cost of just under \$1 million. The project included all new Sorenex weight racks and equipment, branded weights and lift pads, LED lights and a large screen TV and a complete rebrand of the weight room and nutrition bar.

# AMERICA'S FASTEST RISING UNIVERSITY

In June, the University of South Florida accepted an invitation to join the Association of American Universities (AAU) becoming the first public university in Florida to be invited to join the AAU in nearly 40 years and is now one of only two institutions from the State University System of Florida to serve as an AAU member (joining Florida and fellow 2023 invitee Miami). USF is one of the youngest institutions to be welcomed into the AAU. Of the association's now 71 members (which include the likes of Harvard, Yale, MIT, Stanford, Princeton, Florida, UCLA, Ohio State and Michigan), USF is the fifth youngest and one of only six AAU universities to be founded after 1950.

■ USF is currently ranked in its highest position ever by U.S. News & World Report at No. 42 among all public universities. Over the past decade USF has jumped 52 spots and continues to have its sights set on becoming a top 25 public university in America.

■ **UNIVERSITY FACTS:** \$889 million endowment; \$2.34 billion budget; Academic Staff: 14,980; Students: 49,766; Three Campuses: Tampa, St. Petersburg, Sarasota-Manatee = 1,646 acres; Age: 66 years old (1956)



**Ranked #42 among Public Institutions & #97 among Public & Private Universities in U.S. News & World Report (2023)**

**TAMPA CAMPUS**

253	10,223,998	1,562
Buildings	Total Sq. Ft.	Acres

**ST. PETERSBURG CAMPUS**

31	1,497,042	52
Buildings	Total Sq. Ft.	Acres

**SARASOTA-MANATEE CAMPUS**

10	157,771	32
Buildings	Total Sq. Ft.	Acres

# QUOTABLE

"There is incredible commitment and alignment from our university leadership to bringing a high-quality stadium to our campus. The approval by the Board of Trustees should instill great confidence from the USF community that we are going to build a 'home' that we can call our own, will attract the best and brightest and will continue the tremendous elevation of our athletics programs and entire university,"

– **USF Vice President of Athletics Michael Kelly**

"The University of South Florida is investing in our athletics programs in ways we never have before. The construction of an on-campus stadium is a complex endeavor that requires significant financial resources and thorough planning. We are very excited about the progress we are making on this long-awaited project, and we are grateful to our Bulls fans and the surrounding Tampa Bay community for their continued enthusiasm and support,"

– **USF President Rhea Law**



## USF JOINS ELITE AAU

Joining the AAU is a tremendous milestone as it formalizes USF's position as a leading research university. Founded in 1956, the university has rapidly evolved into a global powerhouse that transforms lives through education, research and innovation. USF, with campuses in Tampa, St. Petersburg and Sarasota-Manatee, is the first public university in Florida to be invited to join the AAU in nearly 40 years and is now one of only two institutions from the State University System of Florida to serve as an AAU member, joining the University of Florida.

■ USF is one of the youngest institutions to be welcomed into the AAU, a reflection of the university's fast rise. It joins the ranks of prestigious universities, such as Harvard, Yale, MIT, Stanford, Princeton, Florida, UCLA, Ohio State and Michigan. Of the association's now 71 members, USF is the fifth youngest and one of only six AAU universities to be founded after 1950.

## USF TOP 50

The University of South Florida is classified as Doctoral Universities: Very High Research Activity by the Carnegie Classification of Institutions of Higher Education.

**#18**

among U.S. public universities for Social Mobility  
*U.S. News and World Report (2022)*

**#22**

among employers for women  
*Forbes' America's Top Colleges 2022*

**#21**

out of 100 public and private employers across a wide array of industries and

**#2**

among higher education institutions  
*Forbes America's Best Employers by State*

**#48**

for public institutions and jumping **307 SPOTS**

for institutions overall since 2015  
*Forbes' America's Top Colleges 2022*

**#30**

among public U.S. institutions in the World University Ranking  
*Times Higher Education (THE), 2022*

**#34**

among public U.S. institutions  
*Academic Ranking of World Universities (ARWU), 2022*

**#5**

among U.S. universities for its sustainable development  
*Times Higher Education (THE), 2022*

**TOP 50**

among all public institutions  
*Forbes' America's Top Colleges 2022*

## UNIVERSITY *research and finances*

USF reached **\$405 MILLION IN TOTAL RESEARCH EXPENDITURES** in fiscal year 2020/21  
*National Science Foundation HERD Survey*

**11th IN THE NATION** among public universities and **25rd WORLDWIDE** among all universities for granted U.S. patents  
*Intellectual Property Owners Association (IPO), 2022*

**TOP 15**

among public universities for U.S. patents granted for the 10th consecutive year



# 2023 SQUAD BREAKDOWN

## LETTERMEN RETURNING (39)

### OFFENSE (16)

**Quarterback (2):** Gerry Bohanon, Byrum Brown

**Running Back (4):** Kelley Joiner, Michel Dukes, K'Wan Powell, Yusias Young

**O-Line (5):** Derrell Bailey, Donovan Jennings, Andrew Kilfoyl, Mike Lofton, Zach Perkins

**Tight End (2):** Gunnar Greenwald, Jayson Littlejohn

**Wide Receiver (3):** Sean Atkins, Khafre Brown, Yusuf Terry

### DEFENSE (21)

**Defensive Line (5):** Rashad Cheney, Tramel Logan, Jonathan Ross, De'Juan Sease, Jason Vaughn

**Linebacker (5):** DJ Gordon, Mac Harris, Brian Norris, CJ Ross, Jhalyn Shuler

**Defensive Back (11):** Logan Berryhill, Aamaris Brown, Jayden Curry, Daquan Evans, Matthew Hill, Will Jones, Ben Knox, TJ Robinson, T-Mac Simpson, Jaelen Stokes, Chris Townsel

### SPECIAL TEAMS (2)

**Placekicker:** - **Punter:** Andrew Stokes

**Long Snapper:** Bryce Bernard

## LETTERMEN LOST (35)

### OFFENSE (20)

**Quarterback (1):** Katravis Marsh

**Running Back (4):** Jason Albritton, Brian Battie, Jaren Mangham, Mychal Hamilton

**O-Line (5):** Joshua Blanchard, Brad Cecil, Dustyn Hall, Demetris Harris, Demontrey Jacobs

**Tight End (2):** Chris Carter, Chris Motillo

**Wide Receiver (8):** Sincere Brown, Omarion Dollison, Jimmy Horn, Garrett Reynolds, Dequan Stanley, Xavier Weaver, Latrell Williams, Holden Willis

### DEFENSE (12)

**Defensive Line (6):** Nick Bags, J'Bril Glaze, Darrien Grant,

Jatorian Hansford, Eddie Kelly, Rashawn Yates

**Linebacker (3):** Dwayne Boyles, Antonio Grier, Davon Hicks

**Defensive Back (3):** Josh Green, Mekhi LaPointe, Christian Williams

### SPECIAL TEAMS (3):

## LETTERMEN AT A GLANCE

<b>OFFENSE:</b>	Returning: 16	Lost: 20
<b>DEFENSE:</b>	Returning: 21	Lost: 12
<b>SPECIAL:</b>	Returning: 2	Lost: 3
<b>TOTAL:</b>	Returning: 39	Lost: 35

## STARTERS AT A GLANCE

<b>OFFENSE:</b>	Returning: 4	Lost: 8
<b>DEFENSE:</b>	Returning: 8	Lost: 5
<b>SPECIAL:</b>	Returning: 1	Lost: 2
<b>TOTAL:</b>	Returning: 13	Lost: 15

**Placekicker:** Spencer Shrader **Punter:** Colin McCreary

**Long Snapper:** Andrew Beardall

## STARTERS RETURNING (13)

(Number of 2022 starts)

**OFFENSE (4):** Gerry Bohanon (QB, 7); Yusuf Terry (WR, 6); Derrell Bailey (RT, 5); Donovan Jennings, LT (4)

**DEFENSE (8):** Aamaris Brown (CB, 11); DJ Gordon (LB, 9); Tramel Logan (DE, 9); T-Mac Simpson (S, 8); Jason Vaughn (DE, 7); Rashad Cheney (DT, 7); Jayden Curry (S, 7); Will Jones (S, 7)

**SPECIAL TEAMS (1):** Andrew Stokes (P, 6)

## RETURNERS WITH STARTING EXPERIENCE (9)

(Number of career starts)

**OFFENSE (5):** Kelley Joiner (RB, 11); Sean Atkins (WR, 5); Khafre Brown (WR, 4); Mike Lofton (G, 3); Byrum Brown (QB, 2)

**DEFENSE (4):** Daquan Evans (CB, 12); TJ Robinson (S, 12); Chris Townsel (S, 5); Mac Harris (LB, 2)


**SPECIAL TEAMS (0):**

## STARTERS LOST (15)

**OFFENSE (8):** Brad Cecil (C, 12); Demetris Harris (LG, 12); Dustyn Hall (RG, 12); Demontrey Jacobs (RT, 12); Chris Carter (TE, 11); Jimmy Horn (WR, 10); Brian Battie (RB, 9); Xavier Weaver (WR, 9)

**DEFENSE (5):** Dwayne Boyles (LB, 12); Rashawn Yates, (DT, 10); Christian Williams (CB, 10); Jatorian Hansford (DE, 8); Mekhi LaPointe (S, 6)

**SPECIAL TEAMS (2):** Spencer Shrader, (K, 12); Colin McCreary (P, 6)



## BULLS NATION

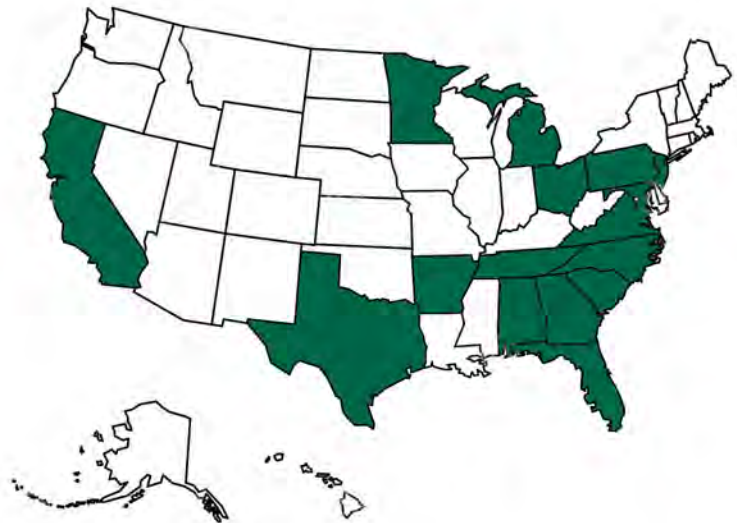
### USF PLAYERS HAIL FROM 16 STATES & 2 COUNTRIES

While USF has focused recruiting the state of Florida and particularly the Bay area and its seven surrounding counties, Head Coach Alex Golesh has expanded USF's recruiting reach to 16 states and two countries.

■ 68 of the players on USF's roster hail from the state of Florida. That represents 58 percent of the roster with Georgia (12), Texas (8), California (4) and New Jersey (4) being the next closest states in producing current Bulls.

#### USF PLAYERS HAIL FROM:

Florida - 68	Alabama - 2	Australia - 1
Georgia - 12	North Carolina - 2	Serbia - 1
Texas - 8	Arkansas - 1	
California - 4	Michigan - 1	
New Jersey - 4	Minnesota - 1	
Maryland - 3	Ohio - 1	
South Carolina - 3	Pennsylvania - 1	
Virginia - 3	Tennessee - 1	





## THE HERD

In 2015, the USF Student Government passed a resolution to officially rename the USF student section The Herd. USF's student section can number more than 12,000, making it among the largest in the nation. Front row fans that arrive early and paint their bodies green and gold are known as **The Beef Studs**.

## BULLS IN THE POLLS - WEEKS IN TOP 25: 48; TOP 20: 32; TOP 15: 12; TOP 10: 4

2022 WEEK	AP	COACHES
Preseason	nr	nr
Week 1	nr	nr
Week 2		
Week 3		
Week 4		
Week 5		
Week 6		
Week 7		

Week 8  
Week 9  
Week 10  
Week 11  
Week 12  
Week 13

## FOR THE RECORD:

### HOME; ROAD; CONFERENCE; NON-CONFERENCE MARKS

#### HOME RECORD

■ **OVERALL:** 102-61 (.630) record in home games since the program started in 1997

**RAYMOND JAMES STADIUM:** 96-58 (.630)

\* USF played the 1997 home schedule and the first two games of the '98 season in Tampa Stadium, going 6-3, moving to Raymond James for the Citadel game in '98.

■ **Winning Home Record:** 17 of 26 seasons.

**Undefeated Home Record:** 3 seasons: 2002, '01 & '00

**One Loss Home Record:** 8 seasons: 2017, '16, '15, '07, '06, '05, 1999 & '98.

**Best Home Record:** 7-0 in 2001.

■ **Losing home records:** 7 seasons: 2022 (1-4); 2020 (1-3); 2019 (2-5); 2014 (2-5); 2013 (1-5); 2012 (2-4), 2011 (3-4) and 2004 (2-4).

#### ROAD GAME RECORD

■ **OVERALL:** 53-83 record in true road games

■ **Road winning road records:**

6 seasons: 2017, '16, '10, '07, '03 & '02

**Road .500 record:** 5 seasons: 2018, '09, '08, '06 & 1998

■ **CONFERENCE ROAD GAMES:** 29-46

**American Conference Road Games:** 15-25

**Most Wins in a season:** 4 (2016)

#### CONFERENCE RECORD

After spending the first six seasons of program history as an independent, USF joined Conference USA in 2003 and moved to the BIG EAST in 2005. Realignment morphed the BIG EAST into The American in 2013.

■ **OVERALL:** 60-91 in 21st year as conference member.

**AMERICAN:** 30-49; 11th season;

**BIG EAST:** 22-34 (.392) eight seasons;

**C-USA** 8-8 (.500) two seasons.

■ **AAC East Division:** 18-8 (.692), 5 seasons

**Losses:** vs. UCF (2017, 2018, 2019), at Temple (2016, 18 & 19), Cincinnati (2018, 2019)

■ **Most wins in a season:** 7, 2016.

■ **Conference Openers:** 10-10, 5-5 in The American.

#### NON-CONFERENCE RECORD

**OVERALL:** 51-32 (.610) in regular-season, nonconference games in 17th season as a conference member.

■ **AMERICAN:** 18-20, 10th season.

■ **BIG WINS Since 2007:** at Notre Dame (2011), vs. Miami (2010), at Florida State (2009), at N.C. State (2008), vs. No. 10 Kansas (2008), at Auburn (2007) & vs. North Carolina (2007).

■ **BIG EAST (2005-2012):** 30-9 (.769) in regular-season, nonconference matchups in 8 seasons.

■ **C-USA:** 3-3 (.500) record in two seasons.

## ASSOCIATED PRESS (Week 2)

RK	TEAM	PTS
1	Georgia (58)	1,569
2	Michigan (2)	1,485
3	Alabama	1,424
4	Florida State (3)	1,384
5	Ohio State	1,308
6	Southern Cal	1,255
7	Penn State	1,212
8	Washington	1,107
9	Tennessee	975
10	Notre Dame	967
11	Texas	935
12	Utah	919
13	Oregon	823
14	LSU	706
15	Kansas State	579
16	Oregon State	558
17	North Carolina	551
18	Oklahoma	426
19	Wisconsin	407
20	Ole Miss	379
21	Duke	343
22	Colorado	269
23	Texas A&M	267
24	Tulane	241
25	Clemson	141

## COACHES POLL (WEEK 2)

RK	TEAM	REC	PTS1st	Prev.	Chg
1	Georgia	1-0	1647	63	1
2	Michigan	1-0	1534	1	2
3	Alabama	1-0	1515	2	3
4	Ohio State	1-0	1422	0	4
5	Florida State	1-0	1388	0	8
6	Southern California	2-0	1283	0	6
7	Penn State	1-0	1216	0	7
8	Washington	1-0	1115	0	11
9	Tennessee	1-0	1099	0	10
10	Texas	1-0	957	0	12
11	Notre Dame	2-0	950	0	13
12	Utah	1-0	924	0	14
13	Oregon	1-0	904	0	15
14	Louisiana State	0-1	738	0	5
15	Kansas State	1-0	630	0	17
16	North Carolina	1-0	546	0	20
17	Oklahoma	1-0	543	0	19
18	Oregon State	1-0	499	0	18
19	Wisconsin	1-0	445	0	21
20	Mississippi	1-0	411	0	22
21	Clemson	0-1	287	0	9
22	Tulane	1-0	255	0	23
23	Texas A&M	1-0	236	0	25
24	Duke	1-0	222	0	NR
25	Colorado	1-0	161	0	NR

## VS. RANKED TEAMS

■ **STREAK:** Lost last 14

■ **LAST:** L, 28-24 at No. 24 Cincinnati, Oct. 8, 2022

■ **LAST WIN:** W, 52-45 vs. No. 22 Navy on Oct. 28, 2016 in Raymond James Stadium.

■ **OVERALL RECORD:** 11-36 all-time vs. FBS ranked teams since joining the FBS in 2000.

15-40 overall vs. all ranked foes, including a 4-5 record vs. I-AA (FCS) teams from 1997-2000.

■ **AT HOME:** USF is 7-19 at home vs. FBS ranked teams, last posting a win with a 52-45 win vs. No. 22 Navy, Oct. 28, 2016.

■ **ON THE ROAD:** 4-17 on the road vs. FBS ranked, last posting a win with a 23-20 victory at No. 16/18 Notre Dame on Sept. 3, 2011.

**Wins vs. ranked teams on the road:** W, 24-19 at No. 9 West Virginia (2006); W, 26-23 at No. 17 Auburn (2007); W, 17-7 at No. 18 Florida State (2009); W, 23-20 at No. 16 Notre Dame (2011)

## FUTURE NON-CONFERENCE SCHEDULES

2024	2025	2026	2027	2028	2029	2030
Aug. 31 BETHUNE-COOKMAN	Aug. 30 BOISE STATE	Sept. 5 FIU	Sept. 4 LOUISVILLE	Sept. 2 UCONN	Sept. 8 NC STATE	Aug. 31 at Louisville
Sept. 7 at Alabama	Sept. 6 at Florida	Sept. 12 at Alabama	Sept. 11 at Boise State	Sept. 9 at Miami (Fla)	Sept. 15 NOTRE DAME	
Sept. 14 at Southern Miss.	Sept. 13 at Miami (Fla)	Sept. 19 BETHUNE-COOKMAN	Sept. 18 FLORIDA A&M	Sept. 16 BETHUNE-COOKMAN	Sept. 22 at FIU	<b>2031</b>
Sept. 21 MIAMI (FLA)	Sept. 20 S. CAROLINA ST.	Oct. 17 at BYU	Sept. 25 at N. Illinois	Sept. 23 SOUTHERN MISS.		Sept. 13 at Notre Dame
						Sept. 20 W. KENTUCKY

# USF ATHLETIC COMMUNICATIONS

4202 E. Fowler Ave., ATH 100,  
Tampa, FL 33620  
OFFICE: 813-974-2125 FAX: 813-974-5328

**Associate AD/Communications/  
Football Primary/Coach:**  
Brian Siegrist  
Siegrist@USF.edu  
Cell: 813-293-3897

**Assistant Communications Director/  
Secondary/Players:** Micah Banks  
C: 571-439-2006 | MicahBanks@usf.edu

Website: [www.GoUSFBulls.com](http://www.GoUSFBulls.com)



# USF MEDIA POLICIES

## WEEKLY PRESS CONFERENCE

USF holds a weekly press conference every TUESDAY at 11:15 a.m. during regular game weeks. Head coach Alex Golesh and selected players will be available in person in the lobby of the Indoor Performance Facility.

Defensive Coordinator Todd Orlando and Offensive Coordinator Joel Gordon will be available via ZOOM on Wednesday's at 11:15 a.m.

## CREDENTIAL REQUESTS

The online application for football credentials for the 2023 season can be found at [https://gousfbulls.com/sb\\_output.aspx?form=25](https://gousfbulls.com/sb_output.aspx?form=25) . If you are requesting multiple credentials for a group, a form must be submitted for each person and emails provided for screening. Individual game credential requests must be made a week prior to each game. Credential requests will be determined on a game-by-game basis and notifications on confirmation or denial provided by Tuesday of game weeks.

Credentials will be available for pickup at **Raymond James Stadium ONLY** on game days at the south plaza will call window (far right).

## INTERVIEW POLICIES

Under no circumstances should media members contact USF coaches or student-athletes without prior consent and approval from Associate Director of Athletics Brian Siegrist or Assistant Communications Director Micah Banks. The same policy applies to the family members of student-athletes. To request interviews outside of regularly-scheduled availabilities, please contact the USF Communications department at least 24 hours in advance.

## PLAYER INTERVIEWS

Players will be available three times per week during a normal game week. Those availabilities will occur after practices on Tuesday and during requested one-on-one periods on Thursday. To request a specific player for a one-on-one feature interview, please contact the USF Communications department at least 24 hours in advance.

## STAFF INTERVIEWS

Coach Golesh will be available once per week during normal game weeks. Golesh is available Tuesday during his weekly press conference (11:15 a.m.). He can also be heard on Thursday on the USF Coaches Show on Bulls Unlimited (digital radio -TuneIn). USF Offensive and defensive coordinators will be available after practice on Wednesdays. Requests for other staff members or one-on-ones with Golesh should be directed to Brian Siegrist.

## POSTGAME POLICY

The USF locker room is closed at all times. Coach Golesh will address the media following his postgame with the team. USF will take interview requests for players at the beginning of the fourth quarter and will provide 5-6 players post-game. On the road, USF will conduct interviews via ZOOM with Coach Golesh and 3-4 players available. All ZOOM links will be provided prior to game time.

## COLLEGEPRESSBOX.COM

CollegePressBox.com is a great resource for media covering the Bulls and the AAC. Not only does it have media guides from the entire conference, but it also houses logos, head shots, action shots and much more. For access to the site, email Ted Gangi at [webmasteratcollegepressbox.com](mailto:webmasteratcollegepressbox.com).

## REFERENCING SOUTH FLORIDA

When referring to the University please be aware of the following policy regarding usage:

First references to the school and its intercollegiate athletics program should always be the **University of South Florida**.

Secondary reference used should be **South Florida, USF** or **Bulls**. **Please refrain from using:** S. Florida, South Fla. or similar

## WEEKLY USF FOOTBALL MEDIA SCHEDULE

MON	TUES	WED	THURS	FRI	SAT	SUN
NO availability	<b>Weekly Presser</b> 11:15 AM: HC Alex Golesh & 2 Players  Live Streamed: Twitter, Youtube, ESPN+	<b>Coordinator ZOOM</b> 11:15 AM: OC Joel Gordon DC Todd Orlando	<b>Player one-on-ones upon request</b>  <b>Coaches Show</b> Bulls Unlimited Youtube, Facebook	NO availability	<b>GAME DAY</b> Postgame availability In person on site  Live Streamed: Twitter, Youtube	<b>OFF DAY</b>

# HEAD COACH ALEX GOLESH

## 1st Season at USF/1st Season Overall Ohio State, 2006

**The son of Russian immigrant parents** who worked his way through the collegiate coaching ranks with a blue-collar work ethic that helped to generate major turnarounds at four programs, Alex Golesh was named the sixth head coach in USF football history on Dec. 4, 2022.

► In 20 seasons of collegiate coaching, Golesh worked his way up through the collegiate ranks while serving on the staffs of eight FBS programs and was a key recruiter at several of those stops, helping to lead program turnarounds at Tennessee, Iowa State, Illinois and Toledo.

► In each of his three seasons as an offensive coordinator prior to arriving at USF, Golesh's offenses finished in the top 10 in scoring offense and total offense in FBS football each year.

## NOTABLES

### TENNESSEE OFFENSIVE COORDINATOR

- **2022 Broyles Award finalist** and **247 Sports Offensive Coordinator of the Year**
- Came to USF as a nationally recognized recruiter and play-caller for the nation's highest-scoring and most-explosive offense, having served two seasons as offensive coordinator/tight ends coach at the University of Tennessee (2021 & 2022).
- He helped propel the Vols from three wins (3-7) the season before his arrival to 10 wins and a No. 6 College Football Playoff ranking in 2022. Golesh implemented a tempo-based offense at UT that led to dramatic improvement, shattered Vols' records and saw UT rank No. 1 in the nation in scoring (47.33), yards per game (538.1), points per possession (3.24) and yards per play (7.35) in 2022.
- Took Tennessee offense from No. 108 before his arrival to No. 7 (2021) to No. 1 (2022)
- His first Tennessee offense shattered eight team single-season records, including points (511), total offensive yards (6,174), touchdowns (67) and passing efficiency (167.10), and has surpassed all those marks again in 2022 with games remaining.
- Tennessee was the only team to average over 300 yards passing and 200 yards rushing on the 2022 season, and had scored 40-plus points in 15 of its 25 games since his arrival.
- Quarterback Hendon Hooker shattered Tennessee single-season records for completion percentage (68.0) and passing efficiency (181.41) in 2021 and surpassed the completion percentage mark in 2022 (69.6) while becoming a Maxwell Award finalist as the top player in college football. He threw for 3,135 yards and 27 touchdowns and ran for 430 yards and five touchdowns to close within 224 yards of Peyton Manning's school season total offense record (3,789) before suffering an injury in the Vols' 11th game that ended his 2022 season.
- Tennessee's Jalin Hyatt became the first Tennessee player ever to win the Biletnikoff Award as the nation's top receiver in 2022 as he is tied for the lead in FBS football in receiving touchdowns (15) and ranked third with 1,267 yards (18.91 ypc) on 67 catches in 2022.

### IOWA STATE

► Served as tight ends coach/recruiting coordinator for head coach Matt Campbell's first four seasons at Iowa State (2016-19) where he helped secure and develop the talent that led the Cyclones to a turnaround from a 3-9 season before their arrival to a run of five-straight bowl games (of which he was part of three) and an eventual 9-3, Fiesta Bowl season the year after his departure.

► Golesh helped secure the four highest-ranked recruiting classes in program history, with all four ranking in the top 50 and two in the top 40.

### ILLINOIS

► While serving as a position coach (tight ends/running backs) and recruiting coordinator for four seasons at Illinois (2012-15), he helped the program go from two wins in his first season to back-to-back bowl games in his last two, and as tight ends coach/recruiting coordinator

### TOLEDO

► At Toledo (2009-11) he helped lead the Rockets from a 3-9 mark before his arrival to 8-5 and 9-4 campaigns in his last two years. Golesh aided the Toledo program in securing the No. 1 recruiting class in the Mid-American Conference in consecutive years (2010 & 2011) according to Rivals.com.

► Golesh also has coaching experience in the state of Florida, serving for one season as co-offensive coordinator/tight ends coach at UCF (2020) with Josh Heupel, where the Knights ranked second in FBS football in total offense (568.1), fourth in passing offense (357.4), seventh in total passing yards (3,574) and eighth in scoring offense (42.2).



## THE BOOK ON ALEX GOLESH

### 1st Season as a Head Coach

20th season overall in collegiate coaching

### HEAD COACH RECORD

YEAR	SCHOOL	RECORD	POSTSEASON
2023	USF (HC)	0-1	-
<b>OVERALL</b>		<b>0-1</b>	<b>-</b>

### YEAR-BY-YEAR

YEAR	SCHOOL	POSITION
2023-	USF	Head Coach
2021-22	Tennessee	Offensive Coordinator/Tight Ends
2020	UCF	Co-Offensive Coordinator/Tight Ends
2016-19	Iowa State	Tight Ends/Recruiting Coordinator
2015	Illinois	Tight Ends/Special Teams Coordinator
2014	Illinois	Running Backs/Tight Ends/Recruiting Coordinator
2012-13	Illinois	Tight Ends/Recruiting Coordinator
2009-11	Toledo	Tight Ends/Recruiting Coordinator
2008	Oklahoma State	Graduate Assistant
2006-07	Northern Illinois	Graduate Assistant
2004-05	Ohio State	Student Assistant

### FAMILY

Wife: Alexis; Daughter: Corbin; Son: Barrett

### NOTABLE:

► Golesh was born in Moscow, Russia, and moved with his parents and older brother, Eugene, to Brooklyn, N.Y. in 1991 at the age of seven. The family brought a few bags of clothes and \$400 to America. He can still speak Russian.

► The family later relocated to Dublin, Ohio, where he was a three-year letter winner in football at Dublin Scioto High School.

"Alex has always taken the philosophy of 'no job too small to help the team win' at every stop along his journey. He has remained steadfast in doing what was best for the team, putting the players and his family first and remaining humble as he has climbed through this hectic profession. I am excited to watch his success."

- Mike Vrabel, Head Coach of the Tennessee Titans

# 2023 USF FOOTBALL STAFF




**MATT MERRITT**  
**Assoc. Head Coach/Running Backs/Run Game**  
**Alma Mater:** Capital University, '10  
**1st Season with USF**

- RB coach at Georgia Southern offense ranked No. 19 in FBS in total offense (468.6 ypg) and No. 30 in points (33.67 ppg)
- Sr analyst for '21 Tennessee offense that broke 8 school records.
- Part of two coaching staffs that have played for (JMU, 2019) and won (Ohio State, 2015) a national championship.
- JMU rushing attack 10th nationally & 1st in CAA (242.9) in 2019.



**JOEL GORDON**  
**Pass Game Coordinator/Quarterbacks**  
**Alma Mater:** Shepherd University, '03  
**1st Season with USF**

- Helped Iowa State from 3-9 to 5 straight bowls & 2020 Fiesta
- ISU produced three of the most prolific seasons in their history.
- Mentored 4-time All-Big 12 QB Brock Purdy, set 32 school records.
- Offensive coordinator at Emory & Henry (2008-10)
- All-conference quarterback at Shepherd, passed for 7,236 yards



**TYLER HUDANICK**  
**Offensive Line Coach**  
**Alma Mater:** UCF, '18  
**1st Season with USF**

- Started 28 games on the offensive line for UCF, helping the team to set a new program record for single-season rushing in 2018.
- Member of UCF's 2017 & 2018 AAC Championship teams and the 2018 Chick-fil-A Peach Bowl winning team.
- Graduate assistant at Tennessee 2021-22.



**CLAY PATTERSON**  
**Tight Ends Coach**  
**Alma Mater:** Southeastern Oklahoma State, '03  
**1st Season with USF**

- Minnesota's TEs were part of 5,616 total yards and school record 3,293 passing in 2019, one of the top offenses in UM history.
- SWJCFC Coach of the Year as HC at Northeastern Oklahoma A&M went 9-3, won conference title, averaged 524.5 ypg & 36.2 ppg.
- In 2015, his offense at Trinity Valley CC broke the all-time yards per game record at any level of football, averaging 656.1 ypg.



**L'DAMIAN WASHINGTON**  
**Wide Receivers Coach**  
**Alma Mater:** Missouri, '14  
**1st Season with USF**

- Coached wide receivers at Oklahoma in 2022
- Played wide receiver for seven NFL teams
- Posted 100 catches for 1,735 yards and 15 touchdowns at Missouri
- Tragically lost both parents before the age of 15 and has worked as a motivational speaker.



**ANDREW WARSAW**  
**Associate AD/Football Chief of Staff**  
**Alma Mater:** West Virginia, '09  
**1st Season with USF**

- 11 years of collegiate and NFL operations experience
- Director of operations at Tennessee, 2020-22
- Asst. Director of operations at Mississippi State, 2018-19
- NFL's director of game operations, 2016-17
- Stints at Purdue, Arizona, Fordham, Merchant Marine, Penn and Villanova




**JEFF JONES**  
**Director of Player Development**  
**Alma Mater:** Otterbein College, '91  
**1st Season with USF**

- 29 years in education as an administrator, teacher and coach.
- Served as principal at four high schools in Ohio and associate principal at one during 14 years as an administrator.
- Taught science and biology at 7 schools over 15 years as a teacher.
- Named the 2006 Ohio Division I State Coach of the Year.
- Alex Golesh's high school offensive coordinator at Dublin Scioto High, where Golesh was an offensive lineman. They were also neighbors and won a conference championship.



**TODD ORLANDO**  
**Defensive Coordinator/Inside Linebackers**  
**Alma Mater:** Wisconsin, '94  
**1st Season with USF**

- 18 years as a defensive coordinator at seven FBS programs.
- Defenses ranked in Top 25 in scoring & total at several stops.
- Teams have earned a bowl appearance in 13 of the last 18 seasons
- Produced six players recognized as conference defensive player of the year (3), lineman of the year (2) or freshman of the year (1)
- Helped Houston win the 2015 AAC Championship and Peach Bowl.



**CHAD CREAMER**  
**Special Teams Coord./Outside Linebackers**  
**Alma Mater:** Ohio State, '08  
**1st Season with USF**

- Served as defensive coordinator at FCS, Division II and Division III levels
- Defensive analyst at Tennessee in 2022.
- Defensive Coordinator at DII Shorter University, 2018-19
- Graduate assistant at Ohio State, 2007-08.




**JAMES ROWE**  
**Defensive Pass Game Coordinator/Safeties**  
**Alma Mater:** USF, '09  
**1st Season with USF**

- Five seasons of experience coaching in the NFL.
- Defensive backs coach for 2022 East-West Shrine Bowl
- Played baseball at South Florida (2005-07), as a left-handed pitcher and outfielder
- First-team all-state baseball player & third-team all-state football player at Cocoa High School.



**MATT BIRKETT**  
**Cornerbacks Coach**  
**Alma Mater:** Edinboro College, '03  
**1st Season with USF**

- Defense ranked in the top 10 nationally in total defense in each of four seasons at JMU.
- In 2021, JMU led the nation in takeaways (31), including 18 INT.
- Mentored 2021 FCS All-American Greg Ross, who had four interceptions and a team-high 12 pass breakups.




**KEVIN PATRICK**  
**Defensive Line Coach**  
**Alma Mater:** Miami, '94  
**1st Season with USF**

- Coached 2017 Nagurski Trophy & ACC Defensive POY Bradley Chubb (NC State), two-time first-team All-American George Selvie (USF) and No. 15 overall NFL Draft pick and eventual Pro Bowler Jason Pierre-Paul (USF). Coached three NFL Draft picks at USF.
- '93 AP 1st-team All-American & Big East Defensive POY at Miami.
- Helped lead Miami to two national championships as a player.



**GEORGE COURIDES**  
**Head Strength & Conditioning Coach**  
**Alma Mater:** East Stroudsburg, '08  
**1st Season with USF**

- A Certified Strength and Conditioning Specialist (CSCS).
- As associate strength & conditioning coach at Iowa State, helped the Cyclones go from three wins to a Fiesta Bowl victory.
- Worked in the NFL with the N.Y. Jets.
- Member of the East Stroudsburg University rugby, helping the team win the 2007 Eastern Pennsylvania Rugby Union (EPRU) title.



**EPHI LEVY**  
**Director of Player Personnel**  
**Alma Mater:** Florida State, '19  
**1st Season with USF**

- Spent six seasons with the Florida State football program, four as a recruiting assistant.



## NUMERICAL

## 2023 USF FOOTBALL ALPHABETICAL ROSTER

No.	Name	No.	Name	Pos.	Ht.	Wt.	Acad. Class	Hometown (Previous Schools)
0	Daquan Evans, DB	89	Colin Affleck	TE	6-5	240	So.	Great Falls, Va. (Langley HS)
0	Jayson Littlejohn, TE	12	Jaden Alexis	WR	6-0	193	Jr.	Pompano Beach, Fla. (Monarch HS/Texas)
1	Khafre Brown, WR	54	Amer Amer	LB	6-1	229	Jr.	Winter Garden, Fla. (Windermere HS)
1	Matthew Hill, S	8	Bryce Archie	QB	6-3	212	So.	Powder Springs, Ga. (McEachern HS/Coastal Carolina)
2	Braxton Clark, CB	38	Sean Atkins	WR	5-10	172	Gr.	Viera, Fla. (Viera HS)
2	Michel Dukes, RB	71	Derrell Bailey Jr.	OL	6-6	305	Sr.	Greenback, Tenn. (Greenback HS/Virginia Tech)
3	Bernard Gooden, DT	50	Bryce Bernard	LS	6-2	220	Sr.	Neptune Beach, Fla. (Fletcher HS)
3	Kelley Joiner, Jr., RB	37	Logan Berryhill	S	6-4	196	Gr.	Kingsland, Ga. (Camden County HS)
4	Seth Jones, WR	72	Cole Best	OL	6-4	305	Jr.	Winter Park, Fla. (Trinity Prep)
4	Jason Vaugh, DE	67	Kody Black	OL	6-4	305	Fr.	Melbourne, Fla. (Melbourne HS)
5	Nay'Quan Wright, RB	13	Doug Blue-Eli	DT	6-2	320	Jr.	Paulsboro, N.J. (Paulsboro HS/TCU)
5	Tramel Logan, DE	11	Gerry Bohanon Jr.	QB	6-3	226	Gr.	Earle, Ark. (Earle HS/Baylor)
6	Immanuel Hickman, DT	16	Ryan Bolduc	QB	6-1	203	Jr.	Sarasota, Fla. (Cardinal Mooney HS)
6	Naiem Simmons, WR	74	Deonte Bowie	OL	6-4	319	Jr.	Pflugerville, Texas (Hendrickson HS/Blinn College)
7	Michael Brown-Stephens, WR	62	Derek Bowman	OL	6-5	287	Sr.	Magnolia, Texas (Magnolia HS/Houston)
7	Will Jones II, DB	9	Aamaris Brown	DB	5-10	195	Sr.	Seffner, Fla. (Armwood HS/Kansas State)
8	Bryce Archie, QB	17	Byrum Brown	QB	6-3	209	So.	Raleigh, N.C. (Rolesville HS)
8	DJ Gordon IV, LB	1	Khafre Brown	WR	6-0	195	Sr.	Charlotte, N.C. (West Mecklenburg HS/North Carolina)
9	Aamaris Brown, CB	7	Michael Brown-Stephens	WR	6-0	189	Gr.	Springfield, Ohio (Springfield HS/Minnesota)
9	Yusuf Terry, WR	80	Brock Burnette	WR	5-10	170	Fr.	Davie, Fla. (Western HS/Bethany College)
10	Jonathan Ross, DE	27	Tawfiq Byard	S	6-1	197	Fr.	Hyattsville, Md. (DeMatha Catholic)
10	Gerry Bohanon Jr., QB	39	John Cannon	K	5-9	176	Jr.	Fort Lauderdale, Fla. (University HS)
11	D.J. Harris, DE	13	Israel Carter	QB	6-1	190	Fr.	Corona, Calif. (Centennial HS)
12	Jaden Alexis, WR	90	Rashad Cheney Jr.	DL	6-2	285	Sr.	Atlanta, Ga. (Cedar Grove HS/Minnesota)
12	Ben Knox, CB	2	Braxton Clark	DB	6-4	204	Gr.	Orlando, Fla. (Dr. Phillips HS/Nebraska)
13	Israel Carter, QB	27	Cameron Cobb	WR	5-11	188	So.	Tampa, Fla. (Wharton HS)
13	Doug Blue-Eli, DT	53	Drew Cornelius	OL	6-5	284	Jr.	Franklin, Ga. (Heard County HS)
14	Michael Williams II, DE	15	Jayden Curry	S	5-11	200	Sr.	Virginia Beach, Va. (IMG Academy)
15	Jayden Curry, S	97	Evan Dangler	DE	6-3	245	So.	Bradenton, Fla. (Braden River HS)
16	Ryan Bolduc, QB	32	Jayden Davis	WR	5-10	170	Fr.	Baltimore, Md. (Steinbrenner HS)
16	Stantavious Smith, DT	23	Kendall Dennis	CB	5-10	193	Jr.	Lakeland, Fla. (Lakeland HS/Oklahoma)
17	Byrum Brown, QB	22	Cole Dillon	S	5-11	186	Fr.	West Palm Beach, Fla. (Cardinal Newman HS)
17	Jhalyn Shuler, LB	52	Trey Dubuc	LS	6-2	215	Fr.	Fort Lauderdale, Fla. (Cardinal Gibbons HS)
18	Weston Wolf, TE	2	Michel Dukes	RB	5-10	194	Sr.	Charleston, S.C. (First Baptist HS/Clemson)
19	Jamie Pettway, LB	86	Gerard Edimo	TE	6-5	220	Fr.	Round Rock, Texas (Stony Point HS)
19	Javohn Thomas, WR	95	Terrence Edmonds	DT	6-5	244	Fr.	Lake Wales, Fla. (Lake Wales HS)
20	Jaylen Johnson, RB	96	Chad Elder	DE	6-3	252	So.	Neptune Beach, Fla. (Fletcher HS)
20	Jameel Sanders, DB	0	Daquan Evans	CB	5-11	190	Gr.	Orlando, Fla. (Jones HS)
21	Jaelen Stokes, S	41	Brendan Farrell	K	6-0	215	Sr.	Dunwoody, Ga. (Marist School/Virginia)
22	Cole Dillon, S	47	Edmund Ghent	S	5-10	180	Fr.	Tampa, Fla. (Sumner HS)
22	K'wan Powell, RB	34	Dominic Gonella	RB	5-11	211	Sr.	Riverview, Fla. (Bloomington HS/North Dakota State)
23	Kendall Dennis, CB	98	Danny Gonzalez	DT	6-1	270	So.	Jupiter, Fla. (The Benjamin School)
23	Kenny Walker, RB	3	Bernard Gooden	DT	6-1	265	Jr.	Montgomery, Ala. (Park Crossing HS/Wake Forest)
23	Yasias Young, RB	8	DJ Gordon IV	LB	6-1	228	Sr.	Plant City, Fla. (Plant City HS/Minnesota)
24	Mac Harris, DB	87	Gunnar Greenwald	TE	6-4	240	Jr.	Satellite Beach, Fla. (Satellite HS)
25	Christopher Townsel, S	66	Gabriel Hahn	OL	6-6	294	Jr.	Lakewood Ranch, Fla. (Cardinal Mooney Catholic HS/Cornell)
26	Tavin Ward, CB	11	D.J. Harris	DE	6-2	240	Jr.	Houston, Texas (New Caney HS/Texas)
27	Cameron Cobb, WR	24	Mac Harris	LB	6-0	240	Sr.	The Villages, Fla. (The Villages Charter School)
27	Tawfiq Byard, S	85	Christian Helms	WR	6-2	195	Sr.	Seffner, Fla. (Seffner Christian HS)
28	Jarvis Lee Jr., CB	51	Zane Herring	OL	6-5	319	Sr.	Madison, Fla. (Madison County HS/Florida State)
29	Brian Norris Jr., LB	6	Immanuel Hickman	DT	6-3	296	Sr.	Chesterfield, Va. (Matoaca HS/ECU)
30	JaBari Roberson, CB	1	Matthew Hill	S	6-1	192	Gr.	Lawrenceville, Ga. (Brookwood HS/Auburn)
31	Pierse Stainton, P	40	Ty Ippolito	K	5-10	165	Fr.	Orlando, Fla. (Bishop Moore HS)
32	Jayden Davis, WR	55	James Jenkins	OL	6-5	285	Fr.	Tampa, Fla. (Carrollwood Day HS)
33	Timarcus Simpson, S	73	Donovan Jennings	OL	6-5	333	Gr.	Tampa, Fla. (Gaither HS)
34	Dominic Gonnella, RB	20	Jaylen Johnson	RB	5-9	197	Fr.	Baxley, Ga. (Appling County HS)
34	Rico Watson III, DE	58	Reggie Johnson II	LB	6-0	212	Jr.	Tampa, Fla. (Carrollwood Day HS)
35	Chris Thomas, S	3	Kelley Joiner Jr.	RB	5-9	184	Sr.	Clermont, Fla. (South Lake HS)
36	Andrew Stokes, P	4	Seth Jones	WR	5-11	197	Sr.	Pearland, Texas (Shadow Creek HS/Baylor)
37	Logan Berryhill, S	7	Will Jones II	S	5-9	191	Sr.	Mansfield, Texas (Summit HS/Kansas State)
38	Sean Atkins, WR	88	Tyree Kelly	WR	6-3	198	Fr.	Cairo, Ga. (Cairo HS)

## 2023 USF FOOTBALL ALPHABETICAL ROSTER

75	Andrew Kilfoyl	OL	6-5	320	Jr.	Tampa, Fla. (Gaither HS)
64	Caysun Kinghorn	OL	6-4	292	Fr.	Plantation, Fla. (South Plantation HS)
12	Ben Knox	CB	6-2	196	Sr.	DeLand, Fla. (DeLand HS)
61	Gannon Lanning	OL	6-7	310	Jr.	Spring Hill, Fla. (Springstead HS)
28	Jarvis Lee Jr.	CB	5-11	173	Fr.	Jacksonville, Fla. (IMG Academy)
0	Jayson Littlejohn	TE	6-4	248	Sr.	Hanford, Calif. (Sierra Pacific HS/College of the Sequoias)
65	Mike Lofton	OL	6-2	315	Sr.	Clearwater, Fla. (Calvary Christian HS/UCF)
5	Tramel Logan	DE	6-4	247	Sr.	Miami, Fla. (Booker T. Washington HS)
88	Teigan Martin	TE	6-6	226	So.	Mayer, Minn. (Mayer Lutheran HS/Liberty)
55	Andrew Mata'afa	LB	6-3	225	Sr.	San Diego, Calif. (Mt. Carmel HS/Utah)
76	Nikola Milovac	OL	6-6	303	Fr.	Indjija, Serbia (Clearwater Academy International)
42	Lewai Mitchell	S	6-1	186	Jr.	Maitland, Fla. (Orangewood Christian HS)
29	Brian Norris Jr.	LB	6-2	230	Gr.	Chiefland, Fla. (Chiefland HS)
59	Greg Otten	LB	6-1	221	Fr.	Fort Lauderdale, Fla. (Cardinal Gibbons HS)
78	Drew Perez	OL	6-8	354	Fr.	Southlake, Texas (Southlake Carrol HS)
77	Zach Perkins	OL	6-5	328	Sr.	Tampa, Fla. (Berkeley Prep HS/Maryland)
70	RJ Perry	OL	6-6	330	Sr.	Fairfield, Ala. (Fairfield Prep HS/Tennessee)
19	Jamie Pettway	LB	6-2	235	Sr.	Albany, Ga. (Westover HS/Missouri/Florida Atlantic)
49	Joshua Poleon	S	6-0	205	Fr.	Tampa, Fla. (Wesley Chapel HS)
22	K'wan Powell	RB	5-9	205	Jr.	Vernon, Fla. (Vernon HS)
46	Dylan Ridolph	LB	6-0	229	Jr.	Wesley Chapel, Fla. (Wiregrass Ranch HS)
30	JaBari Roberson	CB	5-11	163	Sr.	Alachua, Fla. (Eastside HS/N.E. Oklahoma A&M)
84	Cade Roberts	WR	5-11	180	So.	Santa Rosa Beach, Fla. (South Walton HS)
45	CJ Ross	LB	5-11	211	Jr.	Jacksonville, Fla. (Trinity Christian Academy)
10	Jonathan Ross	DE	6-3	246	Gr.	Waldorf, Md. (St. Charles HS/Bowie State)
20	Jameel Sanders	DB	6-1	196	Jr.	Plainfield, N.J. (Emmaus HS/Lackawanna CC)
53	De'Juan Sease	DT	6-2	287	Gr.	Bamberg, S.C. (Bamberg-Ehrhardt HS/Allen Univ.)
43	Preston Shemansky	CB	6-1	170	Fr.	Naples, Fla. (First Baptist Academy HS)
17	Jhalyn Shuler	LB	6-1	225	Sr.	Abbeville S.C. (Abbeville HS/Coffeyville CC)
6	Naiem Simmons	WR	5-10	182	Jr.	Cherry Hill, N.J. (Cherry Hill West HS/Wagner)
33	Timarcus Simpson	S	5-11	190	Gr.	Tampa, Fla. (Sickles HS/Eastern Michigan)
81	Keshaun Singleton	WR	6-3	205	Fr.	Norcross, Ga. (Meadowcreek HS)
56	Cole Skinner	OL	6-5	326	Fr.	Point Pleasant, N.J. (Point Pleasant Boro HS)
82	Damon Smith	WR	6-1	198	Sr.	Keller, Texas (Keller HS/Oklahoma)
80	JeyQuan Smith	WR	5-10	170	Fr.	San Bernadino, Calif. (Cajon HS)
83	Ranod Smith	WR	5-9	160	Fr.	Fort Myers, Fla. (Lehigh Senior HS)
16	Stantavious Smith	DT	6-1	280	Fr.	Albany, Ga. (Dougherty HS)
31	Pierse Stainton	P	6-2	182	So.	Sarasota, Fla. (Cardinal Mooney HS)
36	Andrew Stokes	P	6-5	232	Jr.	Perth, Australia (ProKick)
21	Jaelen Stokes	S	6-1	190	Jr.	Auburndale, Fla. (Auburndale HS)
99	Lloyd Summerall	DE	6-5	242	Sr.	Winter Haven, Fla. (Lakeland HS/Florida)
94	Keeon Terrell	DT	6-3	260	Jr.	Fort Myers, Fla. (Fort Myers HS)
9	Yusuf Terry	WR	6-3	180	Sr.	Philadelphia, Pa. (Imhotep Charter HS/Baylor)
35	Chris Thomas	S	6-0	185	So.	Bradenton, Fla. (Southeast HS)
19	Javohn Thomas	WR	6-3	206	So.	Tampa, Fla. (Sickles HS)
25	Christopher Townsel	S	6-2	200	Sr.	Deerfield Beach, Fla. (Dearfield Beach HS)
4	Jason Vaughn	DE	6-5	248	Gr.	Miami, Fla. (Advance Prep Acad.)
23	Kenny Walker	RB	6-0	220	Fr.	Zephyrhills, Fla. (Wiregrass Ranch HS)
26	Tavin Ward	CB	6-1	192	So.	Fort Myers, Fla. (North Fort Myers HS)
68	Ryan Warren	OL	6-3	285	Fr.	Zephyrhills, Fla. (Zephyrhills Christian Acad.)
34	Rico Watson III	DE	6-0	236	Sr.	Tampa, Fla. (Armwood HS/Florida State/Robert Morris)
44	Jacquez Williams	DT	6-2	300	So.	Savannah, Ga. (Jenkins HS)
14	Michael Williams II	DE	6-3	256	So.	Farmington Hills, Mich. (West Bloomfield HS)
18	Weston Wolff	TE	6-4	240	Jr.	Venice, Fla. (Venice HS/Maryland)
5	Nay'Quan Wright	RB	5-9	204	Gr.	Opa-Locka, Fla. (Miami Carol City/Florida)
23	Yasias Young	RB	5-9	187	Sr.	Fort Myers, Fla. (Fort Myers HS)

## NUMERICAL

39	John Cannon, K
40	Ty Ippolito, K
41	Brendan Farrell, K
42	Lewai Mitchell, S
43	Preston Shemansky, CB
44	Jacquez Williams, DL
45	CJ Ross, LB
46	Dylan Ridolph, LB
47	Edmund Ghent, S
49	Joshua Poleon, S
50	Bryce Bernard, LS
51	Zane Herring, OL
52	Trey Dubuc, LB
53	Drew Cornelius, OL
53	De'Juan Sease, DT
54	Amer Amer, LB
55	James Jenkins, OL
55	Andrew Mata'afa, LB
56	Cole Skinner, OL
58	Reggie Johnson II, LB
59	Greg Otten, LB
61	Gannon Lanning, OL
62	Derek Bowman, OL
64	Caysun Kinghorn, OL
65	Mike Lofton, OL
66	Gabriel Hahn, OL
67	Kody Black, OL
68	Ryan Warren, OL
70	RJ Perry, OL
71	Derrell Bailey Jr., OL
72	Cole Best, OL
73	Donovan Jennings, OL
74	Deonte Bowie, OL
75	Andrew Kilfoyl, OL
76	Nikola Milovac, OL
77	Zach Perkins, OL
78	Drew Perez, OL
80	Brock Burnette, WR
80	JeyQuan Smith, WR
81	Keshaun Singleton, WR
82	Damon Smith, WR
83	Ranod Smith, WR
84	Cade Roberts, WR
85	Christian Helms, WR
86	Gerard Edimo, TE
87	Gunnar Greenwald, TE
88	Tyree Kelly, WR
88	Tiegan Martin, TE
89	Collin Affleck, TE
90	Rashad Cheney Jr., DL
94	Keeon Terrell, DE
95	Terrence Edmonds, DE
96	Chad Elder, DE
97	Evan Dangler, DE
98	Danny Gonzalez, DT
99	Lloyd Summerall, DE

# USF FOOTBALL DEPTH CHART

## GAME 2

### OFFENSE

POS	#	Name	Ht.	Wt.	CLASS
WR	6	Naiem Simmons (TR)	5-10	182	Jr.
	12	Jaden Alexis (TR)	6-0	186	Jr.
	OR 9	Yusuf Terry (TR)	6-3	180	Sr.
TE	18	Weston Wolff (BA) (TR)	6-4	240	Jr.
	OR 87	Gunnar Greenwald	6-4	240	Jr.
	OR 80	Jayson Littlejohn (TR)	6-4	239	Sr.
RT	70	RJ Perry (TR)	6-6	330	Sr.
	76	Nikola Milovac	6-6	303	Fr.
RG	51	Zane Herring (TR)	6-5	319	Sr.
	77	Zach Perkins (BA) (TR)	6-5	315	Sr.
C	65	Mike Lofton (BA) (TR)	6-2	312	Sr.
	72	Cole Best	6-4	296	Jr.
LG	75	Andrew Kilfoyl (BA)	6-5	320	Jr.
	62	Derek Bowman (TR)	6-5	287	Sr.
LT	73	Donovan Jennings (BA)	6-5	333	Gr.
	71	Derrell Bailey Jr. (TR)	6-6	305	Sr.
QB	17	Byrum Brown	6-3	206	So.
	8	Bryce Archie (TR)	6-3	212	So.
	13	Israel Carter	6-1	190	Fr.
RB	5	Nay'Quan Wright (TR)	5-9	204	Gr.
	OR 3	Kelley Joiner Jr.	5-9	184	Sr.
	OR 2	Michel Dukes (TR)	5-10	194	Sr.
OR 22	K'Wan Powell	5-9	205	Jr.	
	WR	38	Sean Atkins	5-10	172
WR	80	JeyQuan Smith	5-10	175	Fr.
	WR	1	Khafre Brown (TR)	6-0	195
WR	7	Michael Brown-Stephens (TR)	6-0	186	Gr.
	88	Tyree Kelly	6-3	195	Fr.

(TR) = TRANSFER

(BA) = NATIVE OF SEVEN-COUNTY TAMPA BAY AREA

### SPECIALISTS

POS	#	Name	Ht.	Wt.	CLASS
P	36	Andrew Stokes	6-5	232	Jr.
	31	Pierse Stainton (BA)	6-2	182	So.
PK	39	John Cannon	5-9	176	So.
	41	Brendan Farrell (TR)	6-0	215	Sr.
OR 40	Ty Ippolito	5-10	165	Fr.	
H	16	Ryan Bolduc (BA)	6-1	203	Jr.
	36	Andrew Stokes	6-5	232	Jr.
LS	50	Bryce Bernard	6-2	220	Sr.
	52	Trey Dubuc	6-2	215	Fr.

### RETURNERS

KR	3	Kelley Joiner Jr.	5-9	184	Sr.
	2	Michel Dukes (TR)	5-10	194	Sr.
PR	38	Sean Atkins	5-10	170	Gr.
	6	Naiem Simmons (TR)	5-10	182	Jr.
1	Matthew Hill (TR)	6-1	192	Gr.	

### PRONUNCIATIONS

- LISTEN TO PLAYERS PRONOUNCE THEIR NAMES HERE:



### DEFENSE

POS	#	Name	Ht.	Wt.	CLASS
B-BACKER	99	Lloyd Summerall (BA) (TR)	6-5	242	Sr.
	OR 4	Jason Vaughn	6-5	248	Gr.
	OR 11	D.J. Harris (TR)	6-2	240	Jr.
NOSE	13	Doug Blue-Eli (TR)	6-2	320	Jr.
	OR 6	Immanuel Hickman (TR)	6-3	296	Sr.
TACKLE	44	Jacquez Williams	6-2	300	So.
	90	Rashad Cheney Jr. (TR)	6-2	285	Sr.
	3	Bernard Gooden (TR)	6-1	265	Jr.
END	5	Tramel Logan	6-2	249	Sr.
	OR 10	Jonathan Ross (TR)	6-3	243	Gr.
LB	8	DJ Gordon IV (BA) (TR)	6-1	228	Sr.
	55	Andrew Mata'afa (TR)	6-3	225	Gr.
	19	Jamie Pettway (TR)	6-2	235	Sr.
LB	17	Jhalyn Shuler (TR)	6-1	220	Sr.
	24	Mac Harris	6-0	234	Sr.
NICKEL	0	Daquan Evans	5-11	190	Gr.
	15	Jayden Curry	5-11	200	Sr.
CB	9	Aamaris Brown (BA) (TR)	5-10	197	Sr.
	26	Tavin Ward	6-1	192	So.
	20	Jameel Sanders (TR)	6-1	196	Jr.
SAFETY	37	Logan Berryhill	6-4	196	Gr.
	25	Chris Townsel	6-2	200	Sr.
SAFETY	21	Jaelen Stokes	6-1	190	Jr.
	7	Will Jones (TR)	5-9	191	Sr.
	33	Timarcus Simpson (BA) (TR)	5-11	190	Gr.
CB	2	Braxton Clark (TR)	6-4	196	Gr.
	1	Matthew Hill (TR)	6-1	192	Gr.

### PRONUNCIATION CHART

12	JADEN Alexis	JAY-den
54	AMER AMER	AY-mer AY-mer
71	DERRELL Bailey Jr.	duh-RELL
86	Gerard EDIMO	EE-dee-MO
13	Doug BLUE-ELI	BLUE-eh-lie
11	GERRY Bohanon	GARY
16	Ryan BOLDUC	Bowl-DUCK
9	AAMARIS Brown	uh-MAR-iss
1	KHAFRE Brown	CHAH-free
27	TAWFIQ BYARD	tah-FEECK BYE-ard
52	Trey DUBUC	do-BUCK
2	MICHEL Dukes	Michael
0	DAQUAN Evans	duh-KWON or "Dae Dae"
10	KELLEY Joiner	Kelly
75	Andrew KILFOYL	KILL-foil
76	NIKOLO MILOVAC	NICK-oh-la MILL-oh-vits
42	LEWAI Mitchell	LEE-vie
13	TRAMEL Logan	truh-MELL
22	K'WAN Powell	KAY-wahn
53	De'Juan SEASE	de-WAHN cease
17	JHALYN SHULER	JAY-lin SHOO-ler
7	NAIEM Simmons	NYE-eem
82	KESHAUN Singleton	KEE-shawn
21	JAYQUAN Smith	JAY-kwon
21	JAELEN Stokes	JAY-len
94	KEEON Terrell	KEY-on
19	YUSUF Terry	YOU-suf
19	JAVOHN Thomas	juh-VAUGHN
26	TAVIN Ward	TAV-in
5	NAY'QUAN Wright	NAY-kwon
26	YASIAS Young	yuh-SIGH-iss

## CAREER STARTS CHART

OFFENSE							
	2023	'22	'21	'20	'19	'18	CAREER
Donovan Jennings (OL)	1	4	12	7	8	4	36
Kelley Joiner (RB)	-	1	1	7	2	-	11
Gerry Bohanon (QB)	-	7	-	-	-	-	7
Yusuf Terry (WR)	-	6	-	-	-	-	6
Sean Atkins (WR)	1	1	3	-	-	-	5
Khafre Brown (WR)	1	4	-	-	-	-	5
Derrell Bailey (OL)	-	4	-	-	-	-	4
Mike Lofton (OL)	1	3	-	-	-	-	4
Byrum Brown (QB)	1	2	-	-	-	-	3
Weston Wolff (TE)	1	-	-	-	-	-	1
Zane Herring (OL)	1	-	-	-	-	-	1
RJ Perry (OL)	1	-	-	-	-	-	1
Brandon Kilfoyl (OL)	1	-	-	-	-	-	1
Naiem Simmons (WR)	1	-	-	-	-	-	1
Nay Quan Wright (RB)	1	-	-	-	-	-	1

DEFENSE							
	2023	'22	'21	'20	'19	'18	CAREER
Matthew Hill (S)	-	6	10	-	-	-	16
Jason Vaughn (DE)	-	6	8	1	-	-	15
Daquan Evans (DB)	1	-	11	1	-	-	13
Aamaris Brown (CB)	1	11	-	-	-	-	12
Tramel Logan (DL)	1	8	1	-	-	-	10
DJ Gordon (LB)	1	8	-	-	-	-	9
T-Mac Simpson	-	8	-	-	-	-	8
Will Jones (S)	1	6	-	-	-	-	7
Rashad Cheney (DT)	-	6	-	-	-	-	6
Jayden Curry (S)	-	6	-	-	-	-	6
Chris Townsel (DB)	-	-	-	5	-	-	5
Mac Harris (S)	-	-	-	2	-	-	2
Jhalyn Shuler (LB)	1	-	-	-	-	-	1
Lloyd Summerall (DE)	1	-	-	-	-	-	1
Braxton Clark (CB)	1	-	-	-	-	-	1
Doug Blue-Eli (DT)	1	-	-	-	-	-	1
Logan Berryhill (S)	1	-	-	-	-	-	1
Jaelen Stokes (CB)	1	-	-	-	-	-	1
Brian Norris (LB)	-	-	-	1	-	-	1

## 2023 GAME-BY-GAME LEADERS

GAME	RUSHING	PASSING (C-A-YD-INT-TD)	CATCHES	REC YARDS	TACKLES
at WKU	Byrum Brown (160)	Byrum Brown (15-34-166-2-1)	Sean Atkins (5)	Khafre. Brown (95)	3 w/5

## 2023 FIELD GOALS

Field Goals	fg	pct.	01-19	20-29	30-39	40-49	50-99	lg	blk
John Cannon	1	100.0	-	-	1-0	-	-	37	0
OPPONENTS	2	100.0	-	-	-	2-0	-	42	0
<b>FG Sequence</b>			<b>USF</b>		<b>Opponents</b>				
at WKU			37		41, 42				
<i>(missed)</i>									

## 2023 USF GAME-BY-GAME STARTERS

### OFFENSE

GAME	LT	LG	C	RG	RT	TE	QB	HB	WR	WR	WR
at WKU	Jennings	Kilfoyl	Lofton	Herring	Perry	Wolff	B. Brown	Wright	Atkins	Simmons	K. Brown

\*\*Started four wide receivers

\*\*\*Started two tight ends

### DEFENSE

GAME	END	NOSE	TACKLE	B-BACK	LB	LB	CB	NB	SAFETY	SAFETY	CB
at WKU	Logan	Blue-Eli	*Jones	Summerall	Shuler	Gordon IV	Clark	Evans	Berryhill	Stokes	A. Brown

\* Started Six Defensive Backs

\*\* Started Four Defensive Linemen

# TURNOVERS FORCED

TEAM	INT	FUMBLE	DEF TD	TOTAL
USF	-	-	-	0
Opponents	1	1	1	3

USF	OPPONENTS
CAUSED: 0	CAUSED: 3
POINTS OFF TO: 0	POINTS OFF TO: 14
DEFENSIVE TD's: 0	DEFENSIVE TD's: 1

## USF TURNOVERS FORCED

QT	Play	Ball On	Result
<b>at WKU</b>			
NONE			
<b>FAMU</b>			
-			
<b>ALABAMA</b>			
-			
<b>RICE</b>			
--			
<b>at NAVY</b>			
-			
<b>at UAB</b>			
-			
<b>FAU</b>			
-			
<b>at UCONN</b>			
-			
<b>at MEMPHIS</b>			
-			
<b>at UTSA</b>			
--			
<b>CHARLOTTE</b>			
-			

## OPPONENT TURNOVERS FORCED

QT	Play	Ball On	Result
<b>at WKU</b>			
1st	.....INT of B. Brown by Desmyn Baker.....	WKU 49.....	Touchdown
4th	.....INT of B. Brown by Aaron Key.....	WKU 4.....	Punt
4th	.....FUM: by B.Brown sacked by JaQues Evans.....	USF73.....	Touchdown
<b>FAMU</b>			
-			
<b>ALABAMA</b>			
-			
<b>RICE</b>			
--			
<b>at NAVY</b>			
-			
<b>at UAB</b>			
-			
<b>FAU</b>			
-			
<b>at UCONN</b>			
-			
<b>at MEMPHIS</b>			
-			
<b>at UTSA</b>			
--			
<b>CHARLOTTE</b>			
-			

# USF DRIVE CHART

DISPLAYED USF/OPPONENT		FGs	FGs						Turnover on	End of	End of	70+ yard	3 and
	Possessions	TDs	Made	Missed	Fumbles	Intercepted	Safety	Punt	Downs	Half	Game	Drives	Out
at WKU	15/14	3/4	1/2	0/0	1/0	2/0	0/0	6/6	1/1	0/1	1/0	4/2	6/6
vs. FAMU													
<b>TOTALS</b>	--												

## USF SCORING DRIVES

**QT When ... Score Play..... DRIVE**

9:58 (17 plays, 96 yards, TD) at Florida on 9/11/2010

**at WKU (3 TD/ 1 FG)**

1st	11:36	TD	B. Brown 6-yard TD RUN	13 plays-75 yards, 3:24
1st	4:28	TD	B. Brown to K. Brown 84-yard TD PASS	5 plays-53 yards, 1:45
2nd	13:31	FG	John Cannon 39-yerd FIELD GOAL	13 plays-62 yards, 4:58
3rd	10:11	TD	B. Brown 28-yard TD RUN	8 plays-75 yards, 2:50

**FAMU (-- TD/ -- FG)**

**ALABAMA (-- TD/ -- FG)**

**RICE (-- TD/ -- FG)**

**at Navy (-- TD/ -- FG)**

**at UAB (-- TD/ -- FG)**

**FAU (-- TD/ -- FG)**

**at UCONN (-- TD/ -- FG)**

**at MEMPHIS (-- TD/ -- FG)**

**TEMPLE (-- TD/ -- FG)**

**at UTSA (-- TD/ -- FG)**

**CHARLOTTE (-- TD/ -- FG)**

**SCORING DRIVES OF 75 YDS OR MORE:** -- (-- TD)

**SCORING DRIVES 6:00 OR MORE:** -- (-- TD, -- FG)

**SCORING DRIVES 3:00 OR LESS:** -- (-- TD, -- FG)

**SCORING DRIVES 2:00 OR LESS:** -- (-- TD, -- FG)

**SCORING DRIVES 1:00 OR LESS:** -- (-- TD, --- FG)

**LONG DRIVES:**

**Longest by PLAYS:**

-- plays -- yards; 0:00, --- at Western Kentucky -- QB

**Longest by YARDS:**

-- yards -- plays, 0:00, -- at Western Kentucky -- QB

**Longest by TIME:**

0:00 --- plays, --- yards, --, at Western Kentucky -- QB

**DEFENSE/SPECIAL TEAMS TOUCHDOWNS: 1**

**DEFENSIVE SCORING PLAYS**

**BYU**

3rd 14:44..... KR Jimmy Horn 89-yard kickoff return

**LONGEST DRIVES IN PROGRAM HISTORY:**

**Longest by PLAYS:**

21 plays (75 yards; 5:58, TD) at SMU on 11/23/2013

**Longest by YARDS:**

99 Yards (13 plays, 5:19, TD) at FIU on 9/20/2008

**Longest by TIME:**

## 2023 GAME-BY-GAME TEAM STATISTICAL COMPARISON

Opponent	Score	First Downs				Rushing Number-Yards	Passing		Total Offense Plays-Yards	Return Yards	Turn- Overs
		Total	Rush	Pass	Pen		Comp-Att.-Int	Yards			
Western Ky.	24-41	26 / 22	21 / 7	4 / 13	1 / 2	61-374 / 23-129	15-34-2 / 29-50-0	166 / 336	95-540 / 73-465	36 / 97	3 / 0
<b>Totals</b>	<b>24-41</b>	<b>26 / 22</b>	<b>21 / 7</b>	<b>4 / 13</b>	<b>1 / 2</b>	<b>61-374 / 23-129</b>	<b>15-34-2 / 29-50-0</b>	<b>166 / 336</b>	<b>95-540 / 73-465</b>	<b>36 / 97</b>	<b>3 / 0</b>

Opponents	3rd Down Conversion	4th Down Conversion	Time of Possession	TOP Margin	Avg Yds/Rush	Avg Yds/Pass	Avg Yds/Play	Punting Number-Avg	Penalties Number-Yards	Sacks
Western Ky.	8-21 / 6-16	4-5 / 1-2	30:39 / 29:31	01:08	6.1 / 5.6	4.9 / 6.7	5.7 / 6.4	6-48.3 / 6-43.5	11-100.0 / 9-55.0	0 / 5
<b>Totals</b>	<b>8-21 / 6-16</b>	<b>4-5 / 1-2</b>	<b>30:39 / 29:31</b>	<b>01:08</b>	<b>6.1 / 5.6</b>	<b>4.9 / 6.7</b>	<b>5.7 / 6.4</b>	<b>6-48.3 / 6-43.5</b>	<b>11-100.0 / 9-55.0</b>	<b>0 / 5</b>

Note: Game totals are displayed in the format TEAM/OPPONENT for each category

## USF EXPLOSIVE PLAYS (15+ YARDS)

RUSHING	15-19	20-29	30-39	40-49	50-59	60-69	70-79	80-89	90-99	TOTAL
Byrum Brown	2	1	1	-	-	-	-	-	-	4
Michel Dukes	-	2	-	-	-	-	-	-	-	2
Nay'Quan Wright	-	1	-	-	-	-	-	-	-	1
K'Wan Powell	-	1	-	-	-	-	-	-	-	1
<b>TOTALS</b>	<b>2</b>	<b>4</b>	<b>1</b>	<b>-</b>	<b>-</b>	<b>-</b>	<b>-</b>	<b>-</b>	<b>-</b>	<b>8</b>
RECEIVING	15-19	20-29	30-39	40-49	50-59	60-69	70-79	80-89	90-99	TOTAL
Khafre Brown	-	-	-	-	-	-	-	1	-	1
<b>TOTALS</b>	<b>-</b>	<b>-</b>	<b>-</b>	<b>-</b>	<b>-</b>	<b>-</b>	<b>-</b>	<b>1</b>	<b>-</b>	<b>1</b>
PASSING	15-19	20-29	30-39	40-49	50-59	60-69	70-79	80-89	90-99	TOTAL
Byrum Brown	-	-	-	-	-	-	-	1	-	1
<b>TOTALS</b>	<b>-</b>	<b>-</b>	<b>-</b>	<b>-</b>	<b>-</b>	<b>-</b>	<b>-</b>	<b>1</b>	<b>-</b>	<b>1</b>

## USF EXPLOSIVE PLAYS (15+ YARDS)

### EXPLOSIVE PLAY BREAKDOWN

**USF TOTAL (Run & Pass):** 9 (1 pass, 8 run)

**USF GAME HIGH:** 9 at WKU

**OPP. GAME HIGH:** 11 at WKU (9 pass, 2 run)

#### USF

**Long PASS:** 84 (TD) B. Brown to K. Brown at WKU

**Long RUN:** 37, B. Brown at WKU

**Long PUNT RETURN:** 3, Sean Atkins at WKU

**Long KICKOFF RETURN:** 17, Michel Dukes at WKU

**Long INT RETURN:** --

#### OPPONENT

**Long Pass:** 51, Austin Reed to Moussa Barry at WKU

**Long Run:** 23, K.D. Hutchinson at WKU

**Long Def:** 27, strip sack return JaQues Evans at WKU

#### LENGTH QT...TYPE... PLAYER.....OPP

##### AT WKU (USF 9 / WKU 11)

84 (TD)	1st	PASS	B. Brown to K. Brown	at WKU
37	3rd	RUN	B. Brown	at WKU
28 (TD)	3rd	RUN	B. Brown	at WKU
23	1st	RUN	Dukes	at WKU
22	1st	RUN	Dukes	at WKU
20	1st	RUN	Wright	at WKU
20	4th	RUN	Powell	at WKU
18	4th	RUN	B. Brown	at WKU
15	1st	RUN	B. Brown	at WKU

#### FAMU (-)

--

#### ALABAMA (-)

--

#### RICE (-)

--

#### AT NAVY (--)

--

#### AT UAB (-)

--

#### FAU (-)

--

#### AT UCONN (-)

--

#### AT MEMPHIS

--

#### TEMPLE (-)

--

#### AT UTSA (-)

--

#### CHARLOTTE (--)

--

### 25-YARD+ EXPLOSIVE PLAYS BY LENGTH

#### ▼ 50 + YARD PLAYS (1) ▼

##### LENGTH QT...TYPE... PLAYER.....OPP

84 (TD) 1st...PASS...B. Brown to K. Brown..... at WKU

#### ▼ 30-50 YARD PLAYS (1) ▼

##### LENGTH QT...TYPE... PLAYER.....OPP

37 3rd...RUN...B. Brown..... at WKU

#### ▼ LONG PLAYS FOR TOUCHDOWNS (2)

84 (TD) 1st...PASS...B. Brown to K. Brown..... at WKU

28 (TD) 3rd...RUN...B. Brown..... at WKU

**GAME HIGH 15+ PLAYS FOR TD: 2 at WKU**

#### ▼ 25+ YARD SPECIAL TEAMS & DEFENSIVE PLAYS ▼

--



# 2023 GAME-BY-GAME STATISTICS

## GAME-BY-GAME PASSING

### #17 BYRUM BROWN

	COMP	ATT	INT	PCT	YDS	TD	LG	SACK	EFF	TOT: YDS	TD
at WKU	15	34	2	44.1	166	1	84	5	83.1	342	3

### 2023 GAME-BY-GAME RUSHING (CARRIES-YARDS-TD)

PLAYER	@WKU	FAMU	ALA	RICE	@NAVY	@UAB	FAU	@UCONN	@MEM	TEM	@UTSA	CHAR
BROWN, Byrum QB	25-160-2	-										
WRIGHT, Nay/Quan RB	17-111-0	-										
DUKES, Michel RB	8-64-0	-										
POWELL, K'Wan RB	11-40-0	-										

### 2023 GAME-BY-GAME RECEIVING (CATCHES-YARDS-TD)

PLAYER	@WKU	FAMU	ALA	RICE	@NAVY	@UAB	FAU	@UCONN	@MEM	TEM	@UTSA	CHAR
ATKINS, Sean WR	5-43-0	-										
BROWN, Khafre WR	3-95-1	-										
WRIGHT, Nay/Quan RB	2-10-0	-										
GREENWALD, Gunnar TE	1-7-0	-										
SIMMONS, Naiem WR	1-6-0	-										
DUKES, Michel RB	1-3-0	-										
WOLFF, Weston TE	1-2-0	-										
JOINER JR., Kelley RB	1-0-0	-										

### 2023 GAME-BY-GAME SACKS

PLAYER	@WKU	FAMU	ALA	RICE	@NAVY	@UAB	FAU	@UCONN	@MEM	TEM	@UTSA	CHAR
TOTAL	0.0											

## 2023 GAME-BY-GAME TACKLES

Player	S-A	Total	WestKy
Daquan Evans	4-1	5	4-1
Jaelen Stokes	4-1	5	4-1
DJ Gordon IV	2-3	5	2-3
Braxton Clark	4-0	4	4-0
Aamaris Brown	4-0	4	4-0
Logan Berryhill	4-0	4	4-0
Jhalyn Shuler	1-3	4	1-3
Andrew Mata'afa	3-0	3	3-0
Jason Vaughn	2-1	3	2-1
Matthew Hill	2-0	2	2-0
Christopher Townsel	2-0	2	2-0
Dominic Gonnella	2-0	2	2-0
Tramel Logan	1-1	2	1-1
Michael Williams II	1-1	2	1-1
Jayden Curry	1-1	2	1-1
Lloyd Summerall	1-1	2	1-1
Will Jones II	1-0	1	1-0
D.J. Harris	1-0	1	1-0
Byrum Brown	1-0	1	1-0
Tavin Ward	1-0	1	1-0
Sean Atkins	1-0	1	1-0
Bryce Bernard	1-0	1	1-0
Amer Amer	1-0	1	1-0
Jonathan Ross	0-1	1	0-1
Doug Blue-Eli	0-1	1	0-1

## 2023 GAME-BY-GAME TFL

PLAYER	@WKU	FAMU	ALA	RICE	@NAVY	@UAB	FAU	@UCONN	@MEM	TEM	UTSA	CHAR
EVANS, Daquan CB	2.0	2.0										
GORDON, DJ LB	1.0	1.0										
CLARK, Braxton CB	1.0	1.0										
MATA'AFA, Andrew LB	1.0	1.0										
<b>TOTAL</b>	<b>5.0</b>	<b>5.0</b>										

# NCAA/CONFERENCE RANKINGS - TEAM

Statistic	National		Conference		Value National Leader		Value Conference Leader		Value
	Rank	Rank	Rank	Rank	Value	Leader	Value	Leader	
3rd Down Conversion Pct (125 ranked)	75	7	0.381	Oklahoma	0.846	UAB	0.800		
3rd Down Conversion Pct Defense (125 ranked)	69	9	0.375	Memphis	0.067	Memphis	0.067		
4th Down Conversion Pct (82 ranked)	37	4	0.800	36 teams tied	1.000	Memphis UTSA Charlotte	1.000 1.000 1.000		
4th Down Conversion Pct Defense (101 ranked)	66	10	0.500	49 teams tied	0.000	7 teams tied	0.000		
Blocked Kicks (3 ranked)				Oklahoma St.		3 North Texas		1	
Blocked Kicks Allowed (116 ranked)	1	1	0	115 teams tied	0	14 teams tied	0		
Blocked Punts (2 ranked)				Vanderbilt		2			
Blocked Punts Allowed (124 ranked)	1	1	0	123 teams tied	0	14 teams tied	0		
Completion Percentage (125 ranked)	120	13	0.441	Tulane	0.933	Tulane	0.933		
Defensive TDs (1 ranked)				17 teams tied	1	SMU	1		
Fewest Penalties (125 ranked)	114	13	11	Mississippi St. NC State Penn St.	1 1 1	North Texas	2		
Fewest Penalties Per Game (125 ranked)	122	13	11.00	Mississippi St. NC State Penn St.	1.00 1.00 1.00	North Texas	2.00		
Fewest Penalty Yards (125 ranked)	111	13	100	NC State Penn St.	5 5	Temple	15		
Fewest Penalty Yards Per Game (125 ranked)	120	13	100.00	NC State Penn St.	5.00 5.00	Temple	15.00		
First Downs Defense (125 ranked)	83	10	22	Memphis	4	Memphis	4		
First Downs Offense (125 ranked)	38	3	26	Notre Dame Southern California	53 53	UAB	31		
Fumbles Lost (121 ranked)	80	8	1	79 teams tied	0	7 teams tied	0		
Fumbles Recovered (13 ranked)				4 teams tied	3	Tulane	3		
Kickoff Return Defense (125 ranked)	47	8	15.75	17 teams tied	0.00	Charlotte East Carolina North Texas	0.00 0.00 0.00		
Kickoff Returns (107 ranked)	79	7	16.00	Colorado St.	98.00	Tulsa	50.00		
Net Punting (123 ranked)	7	1	48.50	Oregon	58.00	South Fla.	48.50		
Passes Had Intercepted (125 ranked)	99	8	2	57 teams tied	0	5 teams tied	0		
Passes Intercepted (34 ranked)				San Diego St.	6	Tulane	2		
Passing Offense (125 ranked)	93	10	166.0	Ole Miss	524.0	Memphis	343.0		
Passing Yards Allowed (125 ranked)	113	14	336.0	Ga. Southern	14.0	UAB	16.0		
Passing Yards per Completion (125 ranked)	76	8	11.07	Air Force	47.50	Tulane	21.00		
Punt Return Defense (125 ranked)	4	1	-1.00	Washington St.	-3.00	South Fla.	-1.00		
Punt Returns (125 ranked)	69	6	1.33	Houston	48.00	Fla. Atlantic	26.00		
Red Zone Defense (71 ranked)	71	8	1.000	11 teams tied	0.000	Charlotte Memphis	0.000 0.000		
Red Zone Offense (122 ranked)	107	11	0.500	56 teams tied	1.000	North Texas Rice Tulsa	1.000 1.000 1.000		
Rushing Defense (125 ranked)	73	10	129.0	Stanford	-5.0	SMU	28.0		
Rushing Offense (124 ranked)	2	1	374.0	UCF	389.0	South Fla.	374.0		
Sacks Allowed (125 ranked)	120	14	5.00	33 teams tied	0.00	5 teams tied	0.00		
Scoring Defense (125 ranked)	109	12	41.0	5 teams tied	0.0	Charlotte	3.0		
Scoring Offense (120 ranked)	77	7	24.0	Oregon	79.0	Memphis	54.0		
Tackles for Loss Allowed (123 ranked)	75	10	6.00	Miami (FL) North Carolina Tennessee	1.00 1.00 1.00	Fla. Atlantic Temple	3.00 3.00		
Team Passing Efficiency (125 ranked)	118	14	83.07	Air Force	442.67	Tulane	345.97		
Team Passing Efficiency Defense (125 ranked)	74	7	127.65	Southern Miss.	33.54	UAB	41.80		
Team Sacks (71 ranked)				North Carolina	9.00	SMU UAB	6.00 6.00		
Team Tackles for Loss (121 ranked)	65	11	5.0	North Carolina	16.0	Tulsa	12.0		
Time of Possession (125 ranked)	59	6	30:39	Pittsburgh	41:33	Memphis	36:43		
Total Defense (125 ranked)	105	13	465.0	Memphis	75.0	Memphis	75.0		
Total Offense (125 ranked)	17	2	540.0	Oregon	729.0	Memphis	551.0		
Turnover Margin (125 ranked)	117	12	-3.00	Arkansas	5.00	Tulane	2.00		
Turnovers Gained (48 ranked)				Jacksonville St.	7	Tulane	5		
Turnovers Lost (122 ranked)	101	8	3	39 teams tied	0	Navy SMU Temple	0 0 0		
Winning Percentage (85 ranked)	85	9	0.000	78 teams tied	1.000	8 teams tied	1.000		

# NCAA/CONFERENCE RANKINGS - INDIVIDUAL

Statistic	Player	National Rank	Conference Rank	Value	National Leader	Value	Conference Leader	Value
All Purpose (200 ranked)	Byrum Brown Nay'Quan Wright Michel Dukes Khafre Brown	19 63 121 135	3 9 15 17	160.00 121.00 99.00 95.00	Kimani Vidal, Troy	302.00	Larry McCammon, Fla. Atlantic	184.00
Blocked Kicks (1 ranked)					Korie Black, Oklahoma St.	2		
Combined Kick Returns (200 ranked)	Michel Dukes	92	8	32	Zachariah Branch, Southern California	203	Kaylon Horton, North Texas	74
Completion Percentage (119 ranked)	Byrum Brown	116	12	0.441	Michael Pratt, Tulane	0.933	Michael Pratt, Tulane	0.933
Completions Per Game (94 ranked)	Byrum Brown	83	7	15.00	Shedeur Sanders, Colorado Jacob Zeno, UAB	38.00 38.00	Jacob Zeno, UAB	38.00
Field Goal Percentage (87 ranked)	John Cannon	1	1	1.000	56 players tied	1.000	4 players tied	1.000
Field Goals Per Game (89 ranked)	John Cannon	35	3	1.00	Andrew Stein, Southern Miss. Brock Travelstead, Louisville	4.00 4.00	Valentino Ambrosio, Tulane	3.00
Forced Fumbles (72 ranked)					Jett Johnson, Mississippi St.	2.00	8 players tied	1.00
Fumbles Recovered (2 ranked)					Jeff Marks, Jacksonville St.	2	5 players tied	1
Interceptions Per Game (91 ranked)					Clayton Isbell, Coastal Carolina	3.0	8 players tied	1.0
Kickoff Return TDs (1 ranked)					7 players tied	1		
Kickoff Returns (60 ranked)	Michel Dukes	49	4	16.0	Barion Brown, Kentucky	58.5	Kaylon Horton, North Texas	24.7
Passes Defended (75 ranked)	Logan Berryhill	9	1	2.0	Davon Banks, Washington Jay Stanley, Southern Miss.	4.0 4.0	6 players tied	2.0
Passing Efficiency (119 ranked)	Byrum Brown	112	12	83.1	Michael Pratt, Tulane	346.0	Michael Pratt, Tulane	346.0
Passing TDs (10 ranked)					Caleb Williams, Southern California	9	Casey Thompson, Fla. Atlantic	5
Passing Yards (130 ranked)	Byrum Brown	91	10	166	Brayden Schager, Hawaii	706	Seth Henigan, Memphis	334
Passing Yards Per Game (130 ranked)	Byrum Brown	85	10	166.0	Shedeur Sanders, Colorado	510.0	Coth Henigan, Memphis	334.0
Passing Yards per Completion (119 ranked)	Byrum Brown	71	6	11.07	Michael Pratt, Tulane	21.00	Michael Pratt, Tulane	21.00
Points Responsible For (198 ranked)	Byrum Brown	37	4	18	Caleb Williams, Southern California	54	Casey Thompson, Fla. Atlantic	30
Points Responsible For Per Game (187 ranked)	Byrum Brown	32	4	18.0	Emory Jones, Cincinnati	42.0	Casey Thompson, Fla. Atlantic	30.0
Punt Return TDs (1 ranked)					Avery Sledge, Mississippi St. Gavin Freeman, Oklahoma Jordan Watkins, Ole Miss	1 1 1		
Punt Returns (49 ranked)	Sean Atkins	48	5	1.3	Gavin Freeman, Oklahoma	45.0	Koby Drake, Memphis	18.3
Punting (67 ranked)	Andrew Stokes	14	2	48.3	James Evans, Indiana	54.2	Archer Trafford, East Carolina	49.0
Receiving TDs (10 ranked)					Tre Harris, Ole Miss Will Sheppard, Vanderbilt	4 4	6 players tied	2
Receiving Yards (199 ranked)	Khafre Brown	61	7	95	Pofele Ashlock, Hawaii	241	Marquis Shoulders, Tulsa	132
Receiving Yards Per Game (195 ranked)	Khafre Brown	48	7	95.0	Xavier Legette, South Carolina	178.0	Marquis Shoulders, Tulsa	132.0
Receptions Per Game (140 ranked)	Sean Atkins	81	6	5.0	Terrell Vaughn, Utah St.	12.0	Joshua Cephus, UTSA	9.0
Rush Yards Per Carry (142 ranked)	Nay'Quan Wright Byrum Brown K'wan Powell	32 37 109	4 7 15	6.53 6.40 3.55	Chez Mellusi, Wisconsin	12.08	Larry McCammon, Fla. Atlantic	9.62
Rushing TDs (1 ranked)					7 players tied	3	Blake Watson, Memphis	3
Rushing Yards (196 ranked)	Byrum Brown Nay'Quan Wright Michel Dukes	12 36 99	1 5 11	160 111 64	Kimani Vidal, Troy	248	Byrum Brown, South Fla.	160
Rushing Yards Per Game (199 ranked)	Byrum Brown Nay'Quan Wright Michel Dukes K'wan Powell	6 23 87 199	1 5 11 23	160.0 111.0 64.0 39.0	Kimani Vidal, Troy	248.0	Byrum Brown, South Fla.	160.0
Sacks (30 ranked)					David Bailey, Stanford Laiatu Latu, UCLA	3.00 3.00	5 players tied	2.00
Scoring (138 ranked)	Byrum Brown Khafre Brown John Cannon	22 138 138	3 14 14	12.0 6.0 6.0	Dylan Edwards, Colorado Tre Harris, Ole Miss Dylan Sampson, Tennessee	24.0 24.0 24.0	Blake Watson, Memphis	18.0
Solo Tackles (87 ranked)					4 players tied	11.0	Yvandy Rigby, Temple	11.0
Tackles For Loss (74 ranked)	Daquan Evans	21	4	2.0	Kaimon Rucker, North Carolina	5.5	Donyai Taylor, UTSA Owen Ostroski, Tulsa	3.0 3.0
Total Interceptions (10 ranked)					Clayton Isbell, Coastal Carolina	3	8 players tied	1
Total Offense (200 ranked)	Byrum Brown Nay'Quan Wright	16 147	3 17	326.0 111.0	Cameron Ward, Washington St.	491.0	Seth Henigan, Memphis	335.0
Total Points Scored (135 ranked)	Byrum Brown	33	3	12	4 players tied	24	Blake Watson, Memphis	18
Total Tackles (499 ranked)	Daquan Evans Jaalen Stokes DJ Gordon IV Logan Berryhill Aamaris Brown Braxton Clark Jhalyn Shuler	319 319 319 499 499 499 499	32 32 32 57 57 57 57	5.0 5.0 5.0 4.0 4.0 4.0 4.0	Jay Higgins, Iowa Jack Howell, Colorado St.	16.0 16.0	Corey Platt Jr., Tulane	15.0
Total Touchdowns (94 ranked)	Byrum Brown Khafre Brown	19 94	2 11	2 1	4 players tied	4	Blake Watson, Memphis	3
Yards per Pass Attempt (118 ranked)	Byrum Brown	102	11	4.88	Michael Pratt, Tulane	19.60	Michael Pratt, Tulane	19.60
Yards per Reception (200 ranked)	Khafre Brown	9	3	31.67	Jared Roznos, Air Force	47.50	Jordan Hudson, SMU	36.00

**WIDE RECEIVERS/TIGHT ENDS**

**#1 WR KHAFRE BROWN**

Receptions.....3, 2X, last at WKU (9/2/23)  
 Receiving Yards.....95, at WKU (9/2/23)  
 Long Reception.....84 (TD), at WKU (9/2/23)  
 Receiving TDs.....1, 3X, last at WKU (9/2/23)

**#6 WR NAEIM SIMMONS**

Receptions.....8, 2X, last vs Fordham (9/1/22)  
 Receiving Yards.....162, vs. Fordham (9/1/22)  
 Long Reception.....74 (TD), vs. Delaware State (10/2/21)  
 Receiving TDs.....2, 4 times

**#7 WR MICHAEL BROWN-STEPHENS**

Receptions.....6, at Michigan State (9/24/22)  
 Receiving Yards.....105, at Purdue (10/2/21)  
 Long Reception.....49, vs. Penn State (10/22/22)  
 Receiving TDs.....1, 2X, last vs. Nebraska (10/16/2)

**#11 WR YUSUF TERRY**

Receptions.....6, vs. TCU (10/31/20)  
 Receiving Yards.....69, vs. TCU (10/31/20)  
 Long.....27, vs. TCU (10/31/20)

**#12 WR JADEN ALEXIS**

Receptions.....--  
 Receiving Yards.....--  
 Long Reception.....--  
 Receiving TDs.....--

**#38 WR SEAN ATKINS**

Receptions.....9, at Tulsa (11.18.22)  
 Receiving Yards.....115, at Tulsa (11.18.22)  
 Long.....37, at Tulsa (11.18.22)  
 Receiving TD.....1 (2X), last at Tulsa (11.18.22)

**#80 WR JEYQUAN SMITH**

Receptions.....--  
 Receiving Yards.....--  
 Long Reception.....--  
 Receiving TDs.....--

**#88 WR TYREE KELLY**

Receptions.....--  
 Receiving Yards.....--  
 Long Reception.....--  
 Receiving TDs.....--

**#18 TE WESTON WOLFF**

Receptions.....1, vs Virginia Tech (10/29/21)  
 Receiving Yards.....10, vs. Virginia Tech (10/29/21)  
 Long Reception.....10, vs. Virginia Tech (10/29/21)  
 Receiving TDs.....--

**#80 TE JAYSON LITTLEJOHN**

Receptions.....1, (2X) last at Tulsa (11/18/22)  
 Receiving Yards.....17, (2X), last at Tulsa (11/18/22)  
 Long Reception.....17, (2X), last at Tulsa (11/18/22)  
 Receiving TDs.....1, (2X), last at Tulsa (11/18/22)

**#87 TE GUNNAR GREENWALD**

Receptions.....2, (2x), last vs. Howard (9/10/22)  
 Receiving Yards.....25, vs. Howard (9/10/22)  
 Long Reception.....16, vs. Howard (9/10/22)  
 Receiving TDs.....--

**QUARTERBACKS**

**#11 QB GERRY BOHANON**

Completions.....18 (3x), last vs. ECU (10/1/22)  
 Attempts.....30, vs. Texas (10/30/21)  
 Passing Yards.....336, vs. West Virginia (10/9/21)  
 Long Pass.....91, vs. ECU (10/1/22)  
 Passing TDs.....4, vs. West Virginia (10/9/21)  
 Rushes.....15, at Florida (9/17/22)  
 Rushing Yards.....121, at Cincinnati (10/8/22)  
 Long Rush.....59, at Cincinnati (10/8/22)  
 Rushing TDs.....2, vs. Oklahoma (11/13/21)  
 Total Yards.....346, vs. West Virginia (10/9/21)

**#17 QB BYRUM BROWN**

Completions.....21, at Tulsa (11/18/22)  
 Attempts.....25, at Tulsa (11/18/22)  
 Passing Yards.....240, at Tulsa (11/18/22)  
 Long Pass.....37, at Tulsa (11/18/22)  
 Completion %.....84.0 (21-25), at Tulsa (11/18/22)  
 Passing TDs.....3, at Tulsa (11/18/22)  
 Rushes.....25, at WKU (9/2/23)  
 Rushing Yards.....160, at WKU (9/2/23)  
 Long Rush.....37, at WKU (9/2/23)  
 Rushing TDs.....2, at WKU (9/2/23)  
 Total Yards.....336, at WKU (9/2/23)

**RUNNING BACKS**

**#2 RB MICHEL DUKES**

Rushes.....8, at WKU (9/2/23)  
 Rushing Yards.....64, at WKU (9/2/23)  
 Long Rush.....29, at Georgia Tech (2020)  
 Rushings TDs.....2, vs. Howard (9/10/22)  
 Receptions.....1, (4x), last at WKU (9/2/23)  
 Receiving Yards.....35, vs. Tulane (10/15/22)  
 Long Reception.....35, vs. Tulane (10/15/22)  
 Long Kickoff Return.....34, vs. ECU (10/1/22)  
 Kickoff Return Yards.....75, vs. ECU (10/1/22)  
 Kickoff Return Average.....31.0, vs. Howard (9/10/22)

**#3 RB KELLEY JOINER**

Rushes.....15, at Tulane (11/20/21)  
 Rushing Yards.....126, vs. Temple (10/23/21)  
 Long Rush.....51, vs. SC State (9/14/19)  
 Rushings TDs.....1, (3x), last at Tulane (11/20/21)  
 Receptions.....4, vs. Houston (11/6/21)  
 Receiving Yards.....78, at Memphis (11/7/20)  
 Receiving TDs.....1, at Memphis (11/7/20)  
 Long Reception.....75, at Memphis (11/7/20)

**#5 RB NAY'QUAN WRIGHT**

Rushes.....17, at WKU (9/2/23)  
 Rushing Yards.....111, at WKU (9/2/23)  
 Long.....30, vs. Alabama (9/16/21)  
 Rushing TD.....1, 4 times  
 Receptions.....2, last at WKU (9/2/23)  
 Receiving Yards.....57, vs. Vanderbilt (10/8/21)  
 Long Reception.....51, vs. Vanderbilt (10/8/21)

**#23 RB YASIAS YOUNG**

Rushes.....4, 2x, last vs. Temple (10/23/21)  
 Rushing Yards.....22, vs. Temple (10/23/21)  
 Long Rush.....13, vs. Temple (10/23/21)  
 Rushings TDs.....1, vs. FAMU (9/18/21)

**#22 RB K'WAN POWELL**

Rushes.....11, at WKU (9/2/23)  
 Rushing Yards.....45, at Louisville (9/24/22)  
 Long Rush.....39, at WKU (9/2/23)  
 Rushings TDs.....1, vs. Howard (9/10/22)

**SPECIALISTS**

**#39 K JOHN CANNON**

Field Goals.....1, at WKU (9/2/23)  
 Long Field Goal.....37, at WKU (9/2/23)  
 Points.....6, at WKU (9/2/23)  
 PAT.....3-of-3, at WKU (9/2/23)

**#41 K BRENDAN FARRELL**

Field Goals.....3 vs. Old Dominion (9/17/22) at UVA  
 Long Field Goal.....43 at Miami (9/30/21) at UVA  
 Points.....9, vs. Old Dominion (9/17/22) at UVA  
 PAT.....7-of-7, at BYU (10/30/21) at UVA

**#36 P ANDREW STOKES**

Punts.....8, at NC State (9/2/21)  
 Yards.....361, at NC State (9/2/21)  
 Avg.....48.3 (6), at WKU (9/2/23)  
 Long.....66, at NC State (9/2/21)  
 Inside 20.....3, 2X, at WKU (9/2/23)  
 Tackles.....1, at BYU (9/25/21)

## DEFENSIVE BACKS

**#0 DB DAQUAN EVANS**

Tackles..... 8, (2x), last vs. Tulsa (10/16/21)  
 INT..... 1, (4X), at Memphis (11/7/20)  
 PBU..... 1, (4x), last vs. Houston (11/6/21)  
 TFL..... 1.0, (2x), last at Tulane (11/20/21)  
 FR..... 1, vs. Cincinnati (11/12/21)

**#1 DB MATTHEW HILL**

Tackles..... 11, at SMU (10/2/21)  
 TFL..... 1.0, vs. Tulane (10/15/22)  
 QBH..... 1, at Temple (11/5/22)  
 INT..... 1, (2x) last at Cincinnati (10/8/22)  
 PBU..... 1, (2x), last at ECU (10/28/21)  
 FF..... 1, at Louisville (9/24/22)  
 FR..... 1, 2X, last at Louisville (9/24/22)

**#2 CB BRAXTON CLARK**

Tackles..... 3, 2X, last vs. Purdue, 2019  
 TFL..... 1, vs. Purdue, 2019  
 Sacks..... -  
 INT..... 1, vs. Northern Illinois, 2019  
 FR..... 1, vs. Maryland, 2019

**#7 DB WILL JONES**

Tackles..... 8, vs. UCF (11/26/22)  
 TFL..... -  
 Sacks..... -  
 INT..... 1, vs. Arkansas State (9/12/20)  
 PBU..... 1, (2x) last at Houston (10/28/22)  
 FR..... -  
 Blocked Punt..... 1, vs. Arkansas State (9/12/20)

**#9 CB AAMARIS BROWN**

Tackles..... 4, (4x) last at WKU (9/2/23)  
 TFL..... -  
 INT..... 1, (2x) last at Cincinnati (10/8/22)  
 PBU..... 2, vs. Tulane (10/15/22)  
 FR..... 1, at West Virginia (2020)

**#15 S JAYDEN CURRY**

Tackles..... 6, at Tulsa (11.18.22)  
 PBU..... 1, vs. Florida (9/11/21)  
 FF..... 1, at ECU (10/28/21)  
 FR..... 1, (2x), last vs. ECU (10/1/22)  
 INT..... 1, vs. Howard (9/10/22)

**#20 S JAMEEL SANDERS**

Tackles..... -  
 INT..... -  
 Sacks..... -  
 TFL..... -

**#21 S JAELEN STOKES**

Tackles..... 5, 2X, last at WKU (9/2/23)  
 INT..... -  
 Sacks..... 1.0, vs. Howard (9/10/22)  
 TFL..... 1.0, vs. Howard (9/10/22)

**#26 CB TAVIN WARD**

Tackles..... 1, at WKU (9/2/23)  
 TFL..... -  
 INT..... -  
 PBU..... -

**#33 S TIMARCUS SIMPSON**

Tackles..... 9, vs. Tulane (10/15/22)  
 TFL..... 1, vs. Howard (9/10/22)  
 FF..... 1, (2x) last at Cincinnati (10/8/22)

**#37 S LOGAN BERRYHILL**

Tackles..... 4, at WKU (9/2/23)  
 TFL..... -  
 FF..... -  
 PBU..... 2, at WKU (9/2/23)

## DEFENSIVE LINE

**#3 DT BERNARD GOODEN**

Tackles..... 3, vs. VMI (9/1/22)  
 TFL..... 1.5, vs. VMI (9/1/22)  
 Sacks..... 0.5, vs. VMI (9/1/22)  
 FF..... -  
 BPU..... -

**#4 DE JASON VAUGHN**

Tackles..... 7, vs. SMU (11.12.22)  
 TFL..... 3.0, vs. Tulane (10/15/22)  
 Sacks..... 3.0, vs. Tulane (10/15/22)  
 FF..... 1, vs. Tulsa (10/16/21)  
 BPU..... 1, at Houston (10/29/22)

**#5 DE TRAMEL LOGAN**

Tackles..... 7, vs. SMU (11.12.22)  
 Sacks..... 1.0, (2x), last vs. Cincinnati (11/12/21)  
 TFL..... 2.0, vs. BYU (9/3/22)  
 PBU..... 1, (3x), last vs. Tulsa (10/16/21)  
 QBH..... 1, (2x) last at Houston (10/29/22)

**#6 DT IMMANUEL HICKMAN**

Tackles..... 7, (2X), last vs. Charleston Southern (9/25/21)  
 Sacks..... 2.0, vs. Charleston Southern (9/25/21)  
 TFL..... 3.5, vs. Charleston Southern (9/25/21)

**#10 DE JONATHAN ROSS**

Tackles..... 3, vs. SMU (11.12.22)  
 Sacks..... 1.0, vs. Howard (9/10/22)  
 TFL..... 1.0, vs. Howard (9/10/22)

**#11 DE D.J. HARRIS**

Tackles..... 1, at WKU (9/2/23)  
 Sacks..... -  
 TFL..... -  
 FF..... -

**#13 DT DOUG BLUE-ELI**

Tackles..... 1, at WKU (9/2/23)  
 TFL..... -  
 Sacks..... -  
 FF..... -  
 FR..... -

**#14 DT MICHAEL WILLIAMS**

Tackles..... 2, at WKU (9/2/23)  
 TFL..... -  
 Sacks..... -  
 FF..... -  
 FR..... -

**#44 DT JACQUEZ WILLIAMS**

Tackles..... -  
 Sacks..... -  
 TFL..... -

**#90 DT RASHAD CHENEY**

Tackles..... 6, vs. Howard (9/10/22)  
 TFL..... 2.5, vs. ECU (10/1/22)  
 Sacks..... -  
 FF..... -

**#94 DT KEEON TERRELL**

Tackles..... 1, vs. Howard (9/10/22)  
 Sacks..... 1.0, vs. Howard (9/10/22)  
 TFL..... 1.0, vs. Howard (9/10/22)

**#99 DE LLOYD SUMMERALL**

Tackles..... 3, at Florida State (11/25/22)  
 TFLs..... 0.5, at Florida State (11/25/22)  
 Sacks..... 1, vs. Vanderbilt (10/9/21)  
 FR..... 1, at Texas A&M (11/5/22)

## LINEBACKERS

**#8 LB DJ GORDON IV**

Tackles..... 11, vs. ECU (10/1/22)  
 TFL..... 3.0, at Louisville (9/24/22)  
 Sacks..... -  
 FF..... 1, 2X, last at Louisville (9/24/22)  
 FR..... 1, at Houston (10/29/22)  
 QBH..... 1, vs. ECU (10/1/22)  
 INT..... 1, vs. Iowa (2020)

**#17 LB JHALYN SHULER**

Tackles..... 4, at WKU (9/22/23)  
 Sacks..... -  
 TFL..... 1.0, vs. Howard (9/10/22)

**#19 LB JAMIE PETTWAY**

Tackles..... 11, vs. WKU (11/26/22)  
 TFL..... 1.0, vs. Rice (10/15/22)  
 Sacks..... 1.0, vs. Rice (10/15/22)  
 FR..... 0  
 INT..... 0

**#24 LB MAC HARRIS**

Tackles..... 8, at Cincinnati (10/3/20)  
 INT..... 1, at Cincinnati (10/3/20)

**#29 LB BRIAN NORRIS**

Tackles..... 11, at Cincinnati (10/3/20)  
 TFL..... 1, vs. South Carolina State (9/14/19)  
 Sacks..... 1.0, vs. South Carolina State (9/14/19)  
 FF..... 1, vs. South Carolina State (9/14/19)

**#55 LB ANDREW MATA'ABA**

Tackles..... 3, vs. Southern Utah (9/12/22)  
 TFL..... 0.5, vs. Arizona State (9/24/22)  
 Sacks..... -  
 FF..... -  
 FR..... -

# THE LAST TIME - INDIVIDUAL

	USF	OPPONENT
<b>RUSHING</b>		
Rushed at least 25 times:	Byrum Brown (25), at WKU, 9/2/23	Deneric Prince (26), at Tulsa, 11/18/22
Rushed at least 30 times:	Marlon Mack (31), vs. UConn, 9/19/14	D. Brewer (34), vs. Tulsa, 11/16/17
Rushed for 100 yards:	Byrum Brown (160) & Nay'Quan Wright (111), at WKU, 9/2/23	John Rhys Plumlee (133), vs. UCF 11/26/22
Multiple players rushed for 100 yards:	Byrum Brown (160) & Nay'Quan Wright (111), at WKU, 9/2/23	Tyler Lavine (112) & Camar Wheaton (112) vs. SMU 11/12/22
Rushed for 150 yards:	Byrum Brown (160), at WKU, 9/2/23	Deneric Prince (220), at Tulsa, 11/18/22
Rushed for 200 yards:	Quinton Flowers (210), at Memphis, 11/12/16	Deneric Prince (220), at Tulsa, 11/18/22
Rushed for 300 yards:	Jordan Cronkrite (302), at UMass, 10/6/18	
USF player rushed for 200 yards in consecutive games	Dyral McMillan (258) vs. New Haven, 11/6/99; (221) vs. Hofstra, 11/13/99	
Scored on a run of 50 yards or more:	Jimmy Horn Jr. (55) at Temple 11/5/22	John Rhys Plumlee (64), vs. UCF 11/26/22
Scored on a run of 70 yards or more:	Jordan Cronkrite (77, 76), at UMass 10/6/18	E. Saydee (75) at Temple 11/5/22
<b>PASSING</b>		
Player attempted 60+ passes:	Marquel Blackwell (61), at Memphis, 9/22/01	Troy Mitchell (66), vs. Western Carolina, 8/30/14
Player attempted 50-59 passes:	Matt Grothe (54), vs. Cincinnati, 11/3/07	Austin Reed (50), at WKU, 9/2/23
Player attempted 40-49 passes:	Timmy McClain (46), vs. Houston 11/6/21	Holton Ahlers (41) vs. ECU 10/1/22
Player completed 30-39 passes:	Jordan McCloud (32), vs. UCF, 11/27/20	Clayton Tune (31), at Houston, 10/29/22
Player completed 25-29 passes:	Blake Barnett (29), vs. Tulane, 11/3/18	Austin Reed (29), at WKU, 9/2/23
Player passed for more than 400 yards:	Jordan McCloud (404), vs. UCF, 11/27/20	Brady White (437) at Memphis, 11/7/20
Player passed for more than 300 yards:	Jordan McCloud (404), vs. UCF, 11/27/20	Austin Reed (336), at WKU, 9/2/23
Player threw five touchdowns:	Marquel Blackwell (5), at East Carolina, 10/19/02	Holton Ahlers (6) vs. ECU 10/1/22
Player threw four touchdowns:	Jordan McCloud (4), vs. UCF, 11/27/20	Clayton Tune (4), at Houston, 10/29/22
Player threw three touchdowns:	Byrum Brown (3), at Tulsa, 11/18/22	Michael Pratt (311) at Tulane 11/20/21
Player threw a TD of 70 yards or more:	Byrum Brown to Khafre Brown (84), at WKU, 9/2/23	Tanner Mordecia (70) vs. SMU 11/12/22
Player threw a TD of 60-70 yards or more:	Blake Barnett-Darnell Salomon (66), vs. ECU, 9/22/18	Holton Ahlers (60) vs. ECU 10/1/22
Player threw a TD of 50-60 yards or more:	Quinton Flowers-T. McCants (54), vs. Stony Brook, 9/2/17	Austin Reed to Moussa Barry (51), at WKU 9/2/23
<b>RECEIVING</b>		
Player caught 10 passes:	Bryce Miller (11), vs. UCF, 11/27/20	Xavier Smith (15), vs. FAMU 9/18/21
Player had 100 receiving yards:	Sean Atkins (115), at Tulsa, 11/18/22	Keylon Stokes (145), at Tulsa, 11/18/22
USF player with three straight 100-yard games:	Andre Davis (113), vs. SMU, 11/26/13; (110) vs. Memphis, 11/16/13; (134), vs. Houston, 10/31/13	
<b>TOTAL OFFENSE</b>		
Player had 600-plus yards:	Quinton Flowers (605), at UCF, 11/24/17	
Player had 400-600 yards:	Jordan McCloud (411), vs. UCF, 11/27/20	Holton Ahlers (474) vs. ECU 10/1/22
QB Had 100+ yards RUSHING & 400+ PASSING:	Quinton Flowers, 102 rush, 503 pass, at UCF, 11/24/17	D'Eriq King, 134 rush, 419 pass, at Houston, 10/27/18
QB had 100+ yards RUSHING & 200-400 PASSING:	Quinton Flowers, 106 rush, 311 pass, vs. Texas Tech, 12/23/17	Will Worth, 129 rush, 299 pass, vs. Navy, 10/28/16
<b>DEFENSE</b>		
Player intercepted three or more passes:	J.R. Reed (3), at Memphis, 11/29/03	Bobby McCain (3), vs. Memphis, 11/16/13
Player intercepted two or more passes:	Deatrick Nichols (2), vs. Temple, 9/21/17	Rodney Clemons (2), vs. SMU, 9/28/19
Player recovered two or more fumbles:	Dwayne Boyles (2), vs. UCF 11/26/22	Jacob Martin (2), vs. Temple, 9/21/17
Player recorded four or more sacks:	George Selvie (4), vs. Elon, 9/1/07	Never
Player recorded three sacks:	Jason Vaughn (3), vs. Tulane 10/15/22	Landon Woodson (3), vs. UCF, 11/27/20
Player recorded 15 or more tackles:	Dwayne Boyles (15), vs. Tulane 10/15/22	Ty Van Fossen (16) at Cincinnati 10/8/2
Player returned an interception for a touchdown:	Antonio Grier (69) vs. Tulsa, 10/16/21	Jalen Kimber (39) at Florida 9/17/22
Player returned a fumble for a touchdown:	Vincent Davis (12), at UMass, 10/6/18	JaQues Evans (27), at WKU, 9/2/23
Player recorded 4.0 tackles for loss or more:	Patrick Macon (4), vs. Wisconsin, 8/30/19	Juwuan Johnson (4.0), vs. Northern Illinois, 9/10/16
<b>PUNTING</b>		
Player recorded four 50-yard punts:	Trent Schneider (4), vs. UCF, 11/23/18	Dane Roy (4), vs. Houston, 10/28/17
Player recorded a 60-yard punt:	Andrew Stokes (66) at NC State, 9/2/21	James Smith (60), at Cincinnati, 10/3/20
Player recorded two 60-yard punts:	Andrew Stokes (66 & 61) at NC State, 9/2/21	NEVER
<b>SCORING</b>		
Player scored at least four touchdowns:	Marlon Mack (4), vs. Western Carolina, 8/30/14	C.J. Johnson (4, 4 receiving), vs. ECU 10/1/22
Player scored at least three touchdowns:	Brian Battie (3) vs. Houston 11/6/21	E. Saydee (3 rush) at Temple 11/5/22
Player caught at least two touchdown passes:	Xavier Weaver (2) at Temple 11/5/22	Nathaniel Dell (2), at Houston, 10/29/22
Player rushed for at least three touchdowns:	Jaren Mangham (3) vs. FAMU 9/18/21	Malik Cunningham (3), at Louisville (9/24/22)
Player kicked (made) four+ field goals:	Spencer Shrader (4) at Memphis, 11/7/20	C. Price (4) at Temple 11/5/22
Player kicked (made) three+ field goals:	Spencer Shrader (4) at Memphis, 11/7/20	Jake Olroyd, vs. BYU, 10/12/19
Player returned a kickoff for a touchdown:	Jimmy Horn Jr. (89) vs. BYU 9/3/22	Tre Tucker (97), at Cincinnati, 10/3/20
Player returned a punt for a touchdown:	Omarion Dollison (0), vs. The Citadel, 9/12/20	Marcus Jones (73) at Houston, 11/14/20
Player returned an interception for a touchdown:	Antonio Grier (69) vs. Tulsa, 10/16/21	Jalen Kimber (39) at Florida 9/17/22
Player returned a fumble for a touchdown:	Vincent Davis (12), at UMass, 10/6/18	JaQues Evans (27), at WKU, 9/2/23
Player recovered a fumble in the end zone for a touchdown:	Jake Sims, vs. Rutgers, 11/3/10	Jimmy Gaines, vs. Miami, 9/28/13
Player returned (or recovered) a blocked punt for a touchdown:	Andre Davis (11), vs. Florida A&M, 9/17/11	Jordan Botelho, at Notre Dame (9/19/20)
Player returned a blocked field goal attempt for a touchdown:	Nate Godwin (75), vs. Cincinnati, 10/5/13	Rod Davis (61), vs. Southern Miss, 10/25/03
Player scored on a two-point conversion attempt:	Xavier Weaver pass from Sean Atkins, at Florida 9/17/22	Mike Dudek, pass from Jeff George Jr., Illinois, 9/15/17
Player kicked a game-winning field goal	Coby Weiss at Tulsa, 10/12/18 (22 yards with :02 remaining)	Sam Crosa, vs. Cincinnati, 11/16/19 (37 yards with :03 remaining)

# THE LAST TIME - TEAM

	USF	OPPONENT
	<b>RUSHING</b>	
Team had 400-499 yards:	421, vs. Temple, 10/23/21	434, at Navy, 10/19/10
Team had 300-399 yards:	374, at WKU, 9/2/23	345, vs. UCF 11/26/22
Team had 200-299 yards:	298, vs. UCF 11/26/22	271, at Tulsa, 11/18/22
Had 51-100 yards:	154, at Houston, 10/29/22	103, at Houston, 10/29/22
Had less than 50 yards:	26, vs. Wisconsin, 8/30/19	48, vs. Temple, 10/23/21
Team had 70 or more attempts:	73, vs. Temple, 10/23/21	89, at Houston, 10/27/18
Team had 60 or more attempts:	61, at WKU, 9/2/23	69, at Navy, 10/31/15
Team had 50-59 attempts:	55, at Tulane, 10/28/17	51, vs. Tulane 10/15/22
Team had fewer than 25 attempts:	23, vs. Wisconsin, 8/30/19	23, at WKU, 9/2/23
Team had five or more rushing touchdowns:	6, vs. Howard 9/10/22	5, at Tulsa, 11/18/22
Team had at least three rushing touchdowns:	3, at Houston, 10/29/22	5, at Tulsa, 11/18/22
Team had 0 rushing touchdowns:	at Louisville (9/24/22)	vs. UCF 11/26/22
	<b>PASSING</b>	
Had 500+ yards passing:	503, at UCF, 11/24/17	
Had 400-499 yards passing:	404, vs. UCF, 11/27/20	465, vs. ECU 10/1/22
Had 300-399 yards passing:	306, vs. ECU, 10/10/20	336, at WKU, 9/2/23
Had less than 100 yards passing:	44, vs. Memphis, 11/23/19	84, vs. The Citadel, 9/12/20
Team had less than 50 yards passing:	44, vs. Memphis, 11/23/19	23, at Navy, 10/19/10
Had 50 or more attempts:	50, vs. Ball State, 9/10/11	50, at WKU, 9/2/23
Had 40-49 attempts:	46, vs. Houston 11/6/21	41, vs. ECU 10/1/22
Had less than 20 attempts:	19, vs. Memphis, 11/23/19	18, vs. The Citadel, 9/12/20
Had less than 10 attempts:	Never (record-low 10 vs. Louisville, 9/24/05)	4, at Navy, 10/19/10
Had 30 or more completions:	32, vs. UCF, 11/27/20	33, at Houston, 10/29/22
Had less than 10 completions:	6, vs. Memphis, 11/23/19	4, vs. The Citadel, 9/12/20
Team had less than five completions:	3, at Louisville, 10/22/04	4, vs. The Citadel, 9/12/20
Had five touchdown passes:	vs. Cincinnati, 11/20/15	(6), vs. ECU 10/1/22
Had four touchdown passes:	vs. UCF, 11/27/20	at Houston, 10/29/22
Had zero touchdown passes:	at Louisville (9/24/22)	at Florida 9/17/22
Had five passes intercepted:	at Cincinnati, 10/3/20	at Syracuse, 10/3/09
Had four passes intercepted:	at Cincinnati, 10/3/20 (5)	Temple, 9/21/17
Had three passes intercepted:	at NC State, 9/2/21 (3)	at Cincinnati, 10/3/20
Did not throw an interception:	at Houston, 10/29/22	at WKU, 9/2/23
	<b>TOTAL OFFENSE</b>	
Had 700 or more yards:	745, vs. Florida A&M, 9/17/11	Never
Had 600 or more yards:	646, vs. UCF, 11/27/20	621, at Temple 11/5/22
Had 500 or more yards:	540, at WKU, 9/2/23	547, vs. UCF 11/26/22
Had 200 yards or less:	158, at Louisville (9/24/22)	182, Florida A&M, 9/5/15
Had 100 yards or less:	Never	85, vs. Temple 9/21/17
Ran 100 or more plays:	101, at San Jose State, 8/26/17	
Ran 90 or more plays:	95, at WKU, 9/2/23	96, vs. ECU, 9/22/18
Ran 85 or more plays:	93, vs. UCF, 11/27/20	86, at ECU 10/28/21
Ran 55 or fewer plays:	51, vs. Tulane 10/15/22	48, at Florida 9/17/22
	<b>SCORING</b>	
Scored 80 or more points:	80, vs. Kentucky Wesleyan, 9/6/97	Never
Scored 70-79 points:	70, vs. Florida A&M, 9/17/11	Never
Scored 60-69 points:	61, at ECU 9/30/17 (Road game Record)	Never
Scored 50-59 points:	55, vs. SC State, 9/14/19	54, at Temple 11/5/22
Scored 40-49 points:	42, at Tulsa, 11/18/22	41, at WKU, 9/2/23
Scored less than 10 points:	3, at Louisville (9/24/22)	6, vs. The Citadel, 9/12/20
Failed to score points:	0, at NC State 9/2/21	0, Charleston Southern, 9/19/09
Won by 45 points or more:	48, vs. Florida A&M, 9/5/15	45, at NC State 9/2/21
Won by 30-44 points:	39, vs. SC State, 9/14/19	38, at Louisville 9/24/22
Won by 20-29 points:	22, vs. Howard	26, at Temple 11/5/22
Scored on the first drive of the game:	TD, at WKU, 9/2/23	TD, vs. UCF 11/26/22
Scoring drive of 15 or more plays:	15 (TD), vs. UCF 11/26/22	15 (FG), vs. Tulsa 10/16/21
Recorded a safety:	at Houston, 10/27/18	vs. BYU 9/3/22
Scored on a blocked field goal attempt:	Nate Godwin (75), vs. Cincinnati, 10/5/13	A. Contressa, Stony Brook, 9/2/17
Scored on a blocked PAT attempt:	(Never)	Nate Hobbs, Illinois, 9/15/17
Scored a 2-point conversion:	at Florida (Atkins to Weaver pass), 9/17/22	Illinois, 9/15/17



# THE LAST TIME - TEAM

	USF	OPPONENT
	<b>TURNOVERS</b>	
Team lost five or more turnovers:	(8) at Cincinnati, 10/3/20	(8) vs. SC State, 9/14/19
Team lost four turnovers:	vs. Cincinnati 11/12/21	(4) at Cincinnati, 10/3/20
Team lost three fumbles:	at Temple, 10/17/20	at ECU 10/28/21
Threw four or more interceptions:	5, at Cincinnati, 10/3/20	(4) vs. Temple, 9/21/17
Team did not commit a turnover:	at Houston, 10/29/22	at WKU, 9/2/23
Team recovered an on-side kick:	at Tulsa, 11/18/22	vs. UCF, 11/26/16
Lost a game and did not commit a turnover:	at Houston, 10/29/22	vs. Tulsa, 11/16/17
	<b>DEFENSE</b>	
Team recorded seven sacks:	vs. UConn, 10/15/11	9, vs. Temple, 11/9/19
Team recorded six sacks:	vs. BYU, 10/12/19	6, at UCF, 11/26/21
Team recorded five sacks:	at UConn 10/5/19	5, at WKU, 9/2/23
Team recorded 10 or more tackles for loss	11.0, vs. Howard 9/10/22	11.0, at UCF, 11/26/21
Team recorded five or more pass break-ups:	5, at WKU, 9/2/23	6, at WKU, 9/2/23
	<b>SPECIAL TEAMS</b>	
Returned a punt for a touchdown:	vs. The Citadel, 9/12/20	at Houston, 11/14/20
Returned a blocked punt for a touchdown:	vs. Florida A&M, 9/17/11	at Notre Dame (9/19/20)
Returned a kickoff for a touchdown:	1, vs. BYU 9/3/22	at Cincinnati, 10/3/20
Blocked a punt:	vs. Florida State, 9/29/12	at Notre Dame (9/19/20)
Punted 10 or more times:	10, at Cincinnati, 11/10/18	10, Temple, 9/21/17
Did not record a punt:	vs. Temple, 10/23/21	vs. SMU 11/12/22
Blocked a field goal:	at BYU, 9/25/21	at Tulane, 10/21/17
Blocked a PAT:	vs. UConn, 10/20/18	at Cincinnati, 11/10/18
Team recovered an on-side kick:	at Tulsa, 11/18/22	vs. UCF, 11/26/16
Made five or more field goals:	5, vs. Temple, 9/21/17	Never
Made four or more field goals:	4, at Memphis, 11/7/20	4, at Temple 11/5/22
	<b>MISCELLANEOUS</b>	
Had 30 or more first downs:	34, vs. Temple, 10/23/21	30, vs. SMU 11/12/22
Had 10 or fewer first downs:	5, vs. Memphis, 11/23/19	6, Temple, 9/21/17
Had 15 or more penalties:	16, Illinois, 9/15/17	15, Illinois, 9/15/17
Had no penalties:	Never	at Tulane 11/20/21
Had 100 or more penalty yards:	100, at WKU, 9/2/23	112, at UCF, 11/29/19
Had less than 25 penalty yards:	10, vs. UCF 11/26/22	20, vs. SMU 11/12/22
Had 35 minutes or more of possession time:	36:19 at Florida, 9/17/22	36:52, vs. Tulane 10/15/22
Had 43 minutes or more of possession time:	44:35, vs. Temple, 10/23/21	

# GAME 1: WKU 41, USF 24

L.T. SMITH STADIUM • BOWLING GREEN, KY.

SEPT. 2, 2023 • 3:32 P.M. • CBSBSN

BOWLING GREEN, KY. – The Bulls opened the 2023 USF Football Season presented by Tampa General Hospital, the first under first-time head coach Alex Golesh, with a hard-fought 41-24 loss at Conference USA preseason favorite Western Kentucky Saturday in Bowling Green, Ky.

The Bulls led 14-7 after the first quarter and tied the game at 24 with 10:11 to play in the third, but saw three turnovers derail an opportunity for the first season-opening win since 2020.

Western Kentucky, a team that won nine games last year and sported the top returning passer and receiver by yards in the FBS from 2022, used a 51-yard touchdown pass, a 42-yard field goal and a scoop and score off a quarterback sack to score the last 17 points and secure the home victory.

USF's fast-tempo offense racked up 540 yards, including 374 and two 100-yard rushers on the ground, but couldn't overcome costly turnovers, including an interception in the end-zone after driving to the WKU 4 early in the fourth quarter. Sophomore quarterback Byron Brown ran for 160 yards and two touchdowns and Florida transfer Nay'Quan Wright added a career-best 111 yards on 17 carries. Brown went 15-of-34 for 166 yards and a touchdown through the air, but also tossed two interceptions. Khafre Brown caught an 84-yard touchdown pass and totaled 95 yards on three catches while Sean Atkins had a team-high five catches for 43 yards.

The USF defense showed improvement over last year, forcing six three-and-outs and a turnover on downs against a potent WKU offense that ranked No. 7 nationally last year. Defensive backs Daquan Evans and Jaelen Stokes and linebacker DJ Gordon led the Bulls with five tackles each.

USF opened the Golesh era in impressive fashion, taking the opening kickoff and using three minutes and 24 seconds to drive 75 yards for a touchdown on Brown's four-yard run.

- 540-465, USF outgained WKU on the day
- 3-0, USF had three turnovers, including one after driving to the WKU 4 and one returned for a touchdown, while WKU did not turn the ball over.
- 374, USF gained 374 yards rushing, the eighth-best total in program history, and had two 100-yard rushers.
- QB Byron Brown ran 25 times for 160 yards, the fourth-best total by a quarterback in program history. The top three totals are all owned by Quinton Flowers.

## Scoring Summary report South Fla. vs WKU (Sep 02, 2023) South Fla. (0-1) vs WKU (1-0)

Date: Sep 02, 2023  
Site: Bowling Green, Kentucky  
Stadium: Houchens Industries-L.T. Smith Stadium  
Attendance: 15438

### SCORE BY QUARTERS

Team	1st	2nd	3rd	4th	Total
South Fla.	14	3	7	0	24
WKU	7	10	14	10	41

### SCORING SUMMARY

Qtr	Time	Scoring Play	V-H
1st	11:36	USF - #17 B. Brown 6 yd rush (#39 J.Cannon kick), 13-75, 03:24	7-0
1st	07:03	WKU - #30 M.Stepp 2 yd rush (#17 L.Carneiro kick), 5-53, 01:45	7-7
1st	04:28	USF - #1 K. Brown 84 yd pass from #17 B. Brown (#39 J.Cannon kick), 2-82, 00:32	14-7
2nd	13:31	USF - #39 J.Cannon 37 yd FG, 13-62, 04:58	17-7
2nd	07:37	WKU - #17 L.Carneiro 41 yd FG, 10-56, 02:10	17-10
2nd	03:04	WKU - #16 A.Reed 16 yd pass (#17 L.Carneiro kick), 9-66, 03:59	17-17
3rd	13:01	WKU - #17 D.Smith 42 yd pass from #16 A.Reed (#17 L.Carneiro kick), 6-75, 01:59	17-24
3rd	10:11	USF - #17 B. Brown 28 yd rush (#39 J.Cannon kick), 8-75, 02:50	24-24
3rd	08:03	WKU - #18 M.Barry 51 yd pass from #16 A.Reed (#17 L.Carneiro kick), 6-82, 02:02	24-31
4th	03:19	WKU - #17 L.Carneiro 42 yd FG, 13-63, 06:26	24-34
4th	02:51	WKU - #3 J.Evans 27 yd fumble return (#17 L.Carneiro kick), 00:28	24-41

### SOUTH FLA.

RUSHING											
	No.	Gain	Loss	Net	TD	Lg	Avg				
Byrum Brown	25	189	29	160	2	37	6.4				
Nay'Quan Wright	17	111	0	111	0	20	6.5				
Michel Dukes	8	64	0	64	0	23	8.0				
Kwan Powell	11	40	1	39	0	20	3.5				
<b>Totals:</b>	<b>61</b>	<b>404</b>	<b>30</b>	<b>374</b>	<b>2</b>	<b>37</b>	<b>6.1</b>				

PASSING											
	C-A-I	Yds	TD	Long	Sack						
Byrum Brown	15-34-2	166	1	84	5						
<b>Totals:</b>	<b>15-34-2</b>	<b>166</b>	<b>1</b>	<b>84</b>	<b>5</b>						

RECEIVING											
	TAR	No.	Yards	YAC	TD	Long					
Sean Atkins	9	5	43	8	0	14					
Khafre Brown	5	3	95	52	1	84					
Nay'Quan Wright	2	2	10	17	0	10					
Gunnar Greenwald	1	1	7	2	0	7					
Naiem Simmons	5	1	6	6	0	6					
Michel Dukes	2	1	3	7	0	3					
Weston Wolff	2	1	2	5	0	2					
Kelley Joiner	5	1	0	0	0	0					
Kwan Powell	1	0	0	0	0	0					
Michael Brown-Stephens	1	0	0	0	0	0					
Jaden Alexis	1	0	0	0	0	0					
<b>Totals:</b>	<b>34</b>	<b>15</b>	<b>166</b>	<b>97</b>	<b>1</b>	<b>84</b>					

PUNTING											
	No.	Yds	Avg	Long	In20	TB					
Andrew Stokes	6	290	48.3	54	3	0					
<b>Totals:</b>	<b>6</b>	<b>290</b>	<b>48.3</b>	<b>54</b>	<b>3</b>	<b>0</b>					

RETURNS											
	Punt	Kickoff	Intercept								
	No.	Yds	Lg	No.	Yds	Lg	No.	Yds	Lg	No.	Yds
Sean Atkins	3	4	3	0	0	0	0	0	0	0	0
Michel Dukes	0	0	0	2	32	17	0	0	0	0	0
<b>Totals:</b>	<b>3</b>	<b>4</b>	<b>3</b>	<b>2</b>	<b>32</b>	<b>17</b>	<b>0</b>	<b>0</b>	<b>0</b>	<b>0</b>	<b>0</b>

FIELD GOALS					
Qtr	Time	Dist	Result		
John Cannon	2nd	13:31	37	GOOD	

### WKU

RUSHING											
	No.	Gain	Loss	Net	TD	Lg	Avg				
Devion Ervin-Poindexter	10	45	0	45	0	14	4.5				
Austin Reed	3	27	0	27	1	16	9.0				
K.D. Hutchinson	1	23	0	23	0	23	23.0				
Markese Stepp	4	21	0	21	1	11	5.2				
Elijah Young	3	10	0	10	0	5	3.3				
L.T. Sanders	2	3	0	3	0	2	1.5				
<b>Totals:</b>	<b>23</b>	<b>129</b>	<b>0</b>	<b>129</b>	<b>2</b>	<b>23</b>	<b>5.6</b>				

PASSING											
	C-A-I	Yds	TD	Long	Sack						
Austin Reed	29-50-0	346	2	51	0						
<b>Totals:</b>	<b>29-50-0</b>	<b>346</b>	<b>2</b>	<b>51</b>	<b>0</b>						

RECEIVING											
	TAR	No.	Yards	YAC	TD	Long					
Daivon Smith	11	7	97	80	1	42					
Blue Smith	6	5	50	-2	0	19					
Malachi Corley	6	4	55	46	0	39					
K.D. Hutchinson	5	4	35	21	0	39					
Markese Stepp	3	2	18	17	0	23					
Easton Messer	2	2	18	18	0	14					
Devion Ervin-Poindexter	3	2	1	6	0	3					
Moussa Barry	2	1	51	15	1	51					
Craig Burt, Jr.	6	1	6	7	0	6					
Jimmy Holiday	2	1	5	0	0	5					
Trevor Borland	2	0	0	0	0	0					
River Helms	1	0	0	0	0	0					
L.T. Sanders	1	0	0	0	0	0					
<b>Totals:</b>	<b>50</b>	<b>29</b>	<b>336</b>	<b>206</b>	<b>2</b>	<b>51</b>					

PUNTING											
	No.	Yds	Avg	Long	In20	TB					
Tom Ellard	6	261	43.5	51	2	0					
<b>Totals:</b>	<b>6</b>	<b>261</b>	<b>43.5</b>	<b>51</b>	<b>2</b>	<b>0</b>					

RETURNS											
	Punt	Kickoff	Intercept								
	No.	Yds	Lg	No.	Yds	Lg	No.	Yds	Lg	No.	Yds
K.D. Hutchinson	1	0	0	0	0	0	0	0	0	0	0
Elijah Young	0	0	0	4	63	17	0	0	0	0	0
Desmyrn Baker	0	0	0	0	0	0	1	8	8	0	0
Aaron Key	0	0	0	0	0	0	1	0	0	0	0
<b>Totals:</b>	<b>1</b>	<b>-1</b>	<b>0</b>	<b>4</b>	<b>63</b>	<b>17</b>	<b>2</b>	<b>8</b>	<b>8</b>	<b>0</b>	<b>0</b>

FIELD GOALS					
Qtr	Time	Dist	Result		
Lucas Carmo	2nd	07:37	41	GOOD	

### South Fla. vs WKU (Sep 02, 2023)

Site: Bowling Green, Kentucky  
Stadium: Houchens Industries-L.T. Smith Stadium  
Attendance: 15438

FULL GAME		USF	WKU
<b>FIRST DOWNS</b>			
Rushing		26	7
Passing		4	13
Penalty		1	2
<b>NET YARDS RUSHING</b>			
Rushing Attempts		61	23
Average Per Rush		6.1	5.6
Rushing Touchdowns		2	2
Yards Gained Rushing		404	129
Yards Lost Rushing		30	0
<b>NET YARDS PASSING</b>			
Completions-Attempts-Int		15-34-2	29-50-0
Average Per Attempt		4.9	6.7
Average Per Completion		11.1	11.6
Passing Touchdowns		1	2
<b>TOTAL OFFENSE YARDS</b>			
Total offense plays		540	465
Average Gain Per Play		5.7	6.4
Fumbles: Number-Lost		1-1	0-0
Penalties: Number-Yards		11-100	9-65
<b>PUNTS-YARDS</b>			
Average Yards Per Punt		6-290	6-261
Net Yards Per Punt		48.3	43.5
Inside 20		3	2
50+ Yards		2	1
Touchbacks		0	0
Fair catch		2	2
<b>KICKOFF-YARDS</b>			
Average Yards Per Kickoff		5-305	8-516
Net Yards Per Kickoff		61.0	64.5
Touchbacks		43.4	41.9
Fair Catch Yards		1	5
Punt returns: Number-Yards-TD		3-4-0	1-1-0
Average Per Return		1.3	-1.0
Kickoff returns: Number-Yds-TD		2-32-0	4-63-0
Average Per Return		16.0	15.8
Interceptions: Number-Yds-TD		0-0-0	2-8-0
Fumble Returns: Number-Yds-TD		0-0-0	1-27-1
Miscellaneous Yards		0	0
Possession Time		30:29	29:31
1st Quarter		09:49	05:11
2nd Quarter		05:58	09:02
3rd Quarter		07:59	07:01
4th Quarter		06:43	08:17
Third-Down Conversions		8-21	6-16
Fourth-Down Conversions		4-5	1-2
Red-Zone Scores-Chances		2-4	3-3
Touchdowns		1-4	2-3
Field goals		1-4	1-3
Sacks By: Number-Yards		0-0	5-29
PAT Kicks		3-3	5-5
2PTS Conversions		0-0	0-0
Field Goals		1-1	2-2
Points off Turnover		0	7

### SOUTH FLA.

#	Name	Solo	Ast	Total	Sacks-Yds	TFL-Yds	FF	FR-Yds	Int-Yds	BrUp	Blks	QBH
21	Jaelen Stokes	5	0	5	0-0-0	0-0-0	0	0-0	0-0	0	0	0
0	Daquan Evans	4	1	5	0-0-0	2-0-6	0	0-0	0-0	0	0	0
8	DJ Gordon IV	2	3	5	0-0-0	1-0-9	0	0-0	0-0	0	0	0
9	Aamasis Brown	4	0	4	0-0-0	0-0-0	0	0-0	0-0	0	0	0
2	Braxton Clark	4	0	4	0-0-0	1-0-2	0	0-0	0-0	0	0	0
37	Logan Berryhill	4	0	4	0-0-0	0-0-0	0	0-0	0-0	2	0	0
17	Jhalyn Shuler	1	3	4	0-0-0	0-0-0	0	0-0	0-0	0	0	0
55	Andrew Mataafa	3	0	3	0-0-0	0-0-0	0	0-0	0-0	0	0	0
4	Jason Vaughn	2	1	3	0-0-0	0-0-0	0	0-0	0-0	0	0	0
29	Dominic Gonnella	2	0	2	0-0-0	0-0-0						



2023-24 South Fla. Football  
Overall Team Statistics  
All games

Team Statistics

	USF	OPP
<b>Scoring</b>	<b>24</b>	<b>41</b>
Points per game	24.0	41.0
Points Off Turnovers	0	7
<b>First Downs</b>	<b>26</b>	<b>22</b>
Rushing	21	7
Passing	4	13
Penalty	1	2
<b>Rushing Yardage</b>	<b>374</b>	<b>129</b>
Yards gained rushing	404	129
Yards lost rushing	30	0
Rushing attempts	61	23
Average per rush	6.1	5.6
Average per game	374.0	129.0
TDs Rushing	2	2
<b>Passing Yardage</b>	<b>166</b>	<b>336</b>
Comp-Att-Int	15-34-2	29-50-0
Average per pass	4.9	6.7
Average per catch	11.1	11.6
Average per game	166.0	336.0
TDs Passing	1	2
<b>Total offense</b>	<b>540</b>	<b>465</b>
Total plays	95	73
Average per play	5.7	6.4
Average per game	540.0	465.0
<b>Kick returns: #-Yards</b>	<b>2-32</b>	<b>4-63</b>
<b>Punt returns: #-Yards</b>	<b>3-4</b>	<b>1--1</b>
<b>Int returns: #-Yards</b>	<b>0-0</b>	<b>2-8</b>
<b>Kick return average</b>	<b>16.0</b>	<b>15.8</b>
<b>Punt return average</b>	<b>1.3</b>	<b>-1.0</b>
<b>Int return average</b>	<b>0.0</b>	<b>4.0</b>
<b>Fumbles-Lost</b>	<b>1-1</b>	<b>0-0</b>
<b>Penalties-Yards</b>	<b>11-100</b>	<b>9-55</b>
Average per game	100.0	55.0
<b>Punts-Yards</b>	<b>6-290</b>	<b>6-261</b>
Average per punt	48.3	43.5
Net punt average	48.5	42.8
<b>Kickoffs-Yards</b>	<b>5-305</b>	<b>8-516</b>
Average per kick	61.0	64.5
Net kick average	43.4	41.9
<b>Time of possession / game</b>	<b>30:39</b>	<b>29:31</b>
<b>3rd-down conversion</b>	<b>8/21</b>	<b>6/16</b>
3rd-down pct	38%	38%
<b>4rd-down conversion</b>	<b>4/5</b>	<b>1/2</b>



2023-24 South Fla. Football  
Overall Team Statistics  
All games

	<b>USF</b>	<b>OPP</b>
4rd-down pct	80%	50%
<b>Sacks by-Yards</b>	<b>0-0</b>	<b>5-29</b>
<b>Misc Yards</b>	<b>0</b>	<b>0</b>
<b>Touchdowns scored</b>	<b>3</b>	<b>5</b>
<b>Field goals - attempts</b>	<b>1-1</b>	<b>2-2</b>
<b>On-Side kicks</b>	<b>0-0</b>	<b>0-0</b>
<b>Red-zone scores</b>	<b>(2-4) 50%</b>	<b>(3-3) 100%</b>
<b>Red-zone touchdowns</b>	<b>(1-4) 25%</b>	<b>(2-3) 67%</b>
<b>PAT-attempts</b>	<b>(3-3) 100%</b>	<b>(5-5) 100%</b>
<b>2-point conversion-attempts</b>	<b>(0-0) 0%</b>	<b>(0-0) 0%</b>
<b>Attendance</b>	<b>0</b>	<b>15438</b>
Games / Avg per game	0/0	1/15438
Neutral site games	-	0/0

**Score by Periods**

<b>Team</b>	<b>1st</b>	<b>2nd</b>	<b>3rd</b>	<b>4th</b>	<b>OT</b>	<b>TOT</b>
South Fla.	14	3	7	0	0	24
Opponents	7	10	14	10	0	41



2023-24 South Fla. Football  
Overall Defense Statistics  
All games

Team Defense

##	Player	gp	Tackles				Sacks	Pass defense			Fumbles		blkd	
			ua	a	tot	tfl/yds		no-yds	int-yds	brup	qbh	fr-yds	ff	kick
20	Jaelen Stokes	1	4	1	5	.	.	.	.	.	.	.	.	
0	Daquan Evans	1	4	1	5	2-6	.	.	.	.	.	.	.	
8	DJ Gordon IV	1	2	3	5	1-2	.	.	.	.	.	.	.	
17	Jhalyn Shuler	1	1	3	4	.	.	.	.	.	.	.	.	
37	Logan Berryhill	1	4	.	4	.	.	.	2	.	.	.	.	
2	Braxton Clark	1	4	.	4	1-2	.	.	.	.	.	.	.	
9	Aamaris Brown	1	4	.	4	.	.	.	.	.	.	.	.	
4	Jason Vaughn	1	2	1	3	.	.	.	.	.	.	.	.	
55	Andrew Mata'afa	1	3	.	3	.	.	.	.	.	.	.	.	
1	Matthew Hill	1	2	.	2	.	.	.	.	.	.	.	.	
14	Michael Williams II	1	1	1	2	.	.	.	.	.	.	.	.	
5	Tramel Logan	1	1	1	2	.	.	.	1	.	.	.	.	
99	Lloyd Summerall	1	1	1	2	.	.	.	.	.	.	.	.	
15	Jayden Curry	1	1	1	2	.	.	.	1	.	.	.	.	
25	Christopher Townsel	1	2	.	2	.	.	.	.	.	.	.	.	
25	Dominic Gonnella	1	2	.	2	.	.	.	.	.	.	.	.	
38	Sean Atkins	1	1	.	1	.	.	.	.	.	.	.	.	
54	Amer Amer	1	1	.	1	.	.	.	.	.	.	.	.	
7	Will Jones II	1	1	.	1	.	.	.	.	.	.	.	.	
10	Jonathan Ross	1	.	1	1	.	.	.	.	.	.	.	.	
13	Doug Blue-Eli	1	.	1	1	.	.	.	.	2	.	.	.	
26	Tavin Ward	1	1	.	1	.	.	.	.	.	.	.	.	
50	Bryce Bernard	1	1	.	1	1-1	.	.	.	.	.	.	.	
17	Byrum Brown	1	1	.	1	.	.	.	.	.	.	.	.	
11	D.J. Harris	1	1	.	1	.	.	.	.	.	.	.	.	
22	Cole Dillon	1	.	.	.	.	.	.	1	.	.	.	.	
<b>Totals</b>		<b>1</b>	<b>45</b>	<b>16</b>	<b>61</b>	<b>5-11</b>	<b>0-0</b>	<b>0-0</b>	<b>5</b>	<b>2</b>	<b>0-0</b>	<b>0</b>	<b>0</b>	<b>0</b>
Opponents		1	60	28	88	6-30	5-29	2-8	6	4	1-27	1	0	0



**2023-24 South Fla. Football  
Team Game Highs  
All games**

**South Fla. - Game Highs**

<b>RUSHES</b>	61	at Western Ky. (09/02/2023)
<b>YARDS RUSHING</b>	374	at Western Ky. (09/02/2023)
<b>YARDS PER RUSH</b>	6.1	at Western Ky. (09/02/2023)
<b>TD RUSHES</b>	2	at Western Ky. (09/02/2023)
<b>PASS ATTEMPTS</b>	34	at Western Ky. (09/02/2023)
<b>PASS COMPLETIONS</b>	15	at Western Ky. (09/02/2023)
<b>YARDS PASSING</b>	166	at Western Ky. (09/02/2023)
<b>YARDS PER PASS</b>	4.9	at Western Ky. (09/02/2023)
<b>TD PASSES</b>	1	at Western Ky. (09/02/2023)
<b>TOTAL PLAYS</b>	95	at Western Ky. (09/02/2023)
<b>TOTAL OFFENSE</b>	540	at Western Ky. (09/02/2023)
<b>YARDS PER PLAY</b>	5.7	at Western Ky. (09/02/2023)
<b>POINTS</b>	24	at Western Ky. (09/02/2023)
<b>SACKS BY</b>	0	at Western Ky. (09/02/2023)
<b>FIRST DOWNS</b>	26	at Western Ky. (09/02/2023)
<b>PENALTIES</b>	11	at Western Ky. (09/02/2023)
<b>PENALTY YARDS</b>	100	at Western Ky. (09/02/2023)
<b>TURNOVERS</b>	3	at Western Ky. (09/02/2023)
<b>PUNTS</b>	6	at Western Ky. (09/02/2023)
<b>PUNTING AVG</b>	48.3	at Western Ky. (09/02/2023)
<b>LONG PUNT</b>	54	at Western Ky. (09/02/2023)
<b>PUNTS INSIDE 20</b>	3	at Western Ky. (09/02/2023)
<b>LONG PUNT RETURN</b>	3	at Western Ky. (09/02/2023)



**2023-24 South Fla. Football  
Opponent Match Highs  
All games**

**Opponent - Game Highs**

<b>RUSHES</b>	23	at Western Ky. (09/02/2023)
<b>YARDS RUSHING</b>	129	at Western Ky. (09/02/2023)
<b>YARDS PER RUSH</b>	5.6	at Western Ky. (09/02/2023)
<b>TD RUSHES</b>	2	at Western Ky. (09/02/2023)
<b>PASS ATTEMPTS</b>	50	at Western Ky. (09/02/2023)
<b>PASS COMPLETIONS</b>	29	at Western Ky. (09/02/2023)
<b>YARDS PASSING</b>	336	at Western Ky. (09/02/2023)
<b>YARDS PER PASS</b>	6.7	at Western Ky. (09/02/2023)
<b>TD PASSES</b>	2	at Western Ky. (09/02/2023)
<b>TOTAL PLAYS</b>	73	at Western Ky. (09/02/2023)
<b>TOTAL OFFENSE</b>	465	at Western Ky. (09/02/2023)
<b>YARDS PER PLAY</b>	6.4	at Western Ky. (09/02/2023)
<b>POINTS</b>	41	at Western Ky. (09/02/2023)
<b>SACKS BY</b>	5	at Western Ky. (09/02/2023)
<b>FIRST DOWNS</b>	22	at Western Ky. (09/02/2023)
<b>PENALTIES</b>	9	at Western Ky. (09/02/2023)
<b>PENALTY YARDS</b>	55	at Western Ky. (09/02/2023)
<b>TURNOVERS</b>	0	at Western Ky. (09/02/2023)
<b>PUNTS</b>	6	at Western Ky. (09/02/2023)
<b>PUNTING AVG</b>	43.5	at Western Ky. (09/02/2023)
<b>LONG PUNT</b>	51	at Western Ky. (09/02/2023)
<b>PUNTS INSIDE 20</b>	2	at Western Ky. (09/02/2023)
<b>LONG PUNT RETURN</b>	0	at Western Ky. (09/02/2023)



2023-24 South Fla. Football  
Team Match Lows  
All games

South Fla. - Game Lows

<b>RUSHES</b>	61	at Western Ky. (09/02/2023)
<b>YARDS RUSHING</b>	374	at Western Ky. (09/02/2023)
<b>YARDS PER RUSH</b>	6.1	at Western Ky. (09/02/2023)
<b>TD RUSHES</b>	2	at Western Ky. (09/02/2023)
<b>PASS ATTEMPTS</b>	34	at Western Ky. (09/02/2023)
<b>PASS COMPLETIONS</b>	15	at Western Ky. (09/02/2023)
<b>YARDS PASSING</b>	166	at Western Ky. (09/02/2023)
<b>YARDS PER PASS</b>	4.9	at Western Ky. (09/02/2023)
<b>TD PASSES</b>	1	at Western Ky. (09/02/2023)
<b>TOTAL PLAYS</b>	95	at Western Ky. (09/02/2023)
<b>TOTAL OFFENSE</b>	540	at Western Ky. (09/02/2023)
<b>YARDS PER PLAY</b>	5.7	at Western Ky. (09/02/2023)
<b>POINTS</b>	24	at Western Ky. (09/02/2023)
<b>SACKS BY</b>	0	at Western Ky. (09/02/2023)
<b>FIRST DOWNS</b>	26	at Western Ky. (09/02/2023)
<b>PENALTIES</b>	11	at Western Ky. (09/02/2023)
<b>PENALTY YARDS</b>	100	at Western Ky. (09/02/2023)
<b>INTERCEPTIONS BY</b>	0	at Western Ky. (09/02/2023)
<b>PUNTS</b>	6	at Western Ky. (09/02/2023)
<b>PUNTING AVG</b>	48.3	at Western Ky. (09/02/2023)
<b>LONG PUNT</b>	54	at Western Ky. (09/02/2023)
<b>PUNTS INSIDE 20</b>	3	at Western Ky. (09/02/2023)
<b>LONG PUNT RETURN</b>	3	at Western Ky. (09/02/2023)





**2023-24 South Fla. Football**  
**Opponent Match Lows**  
**All games**

**Opponent - Game Lows**

<b>RUSHES</b>	23	at Western Ky. (09/02/2023)
<b>YARDS RUSHING</b>	129	at Western Ky. (09/02/2023)
<b>YARDS PER RUSH</b>	5.6	at Western Ky. (09/02/2023)
<b>TD RUSHES</b>	2	at Western Ky. (09/02/2023)
<b>PASS ATTEMPTS</b>	50	at Western Ky. (09/02/2023)
<b>PASS COMPLETIONS</b>	29	at Western Ky. (09/02/2023)
<b>YARDS PASSING</b>	336	at Western Ky. (09/02/2023)
<b>YARDS PER PASS</b>	6.7	at Western Ky. (09/02/2023)
<b>TD PASSES</b>	2	at Western Ky. (09/02/2023)
<b>TOTAL PLAYS</b>	73	at Western Ky. (09/02/2023)
<b>TOTAL OFFENSE</b>	465	at Western Ky. (09/02/2023)
<b>YARDS PER PLAY</b>	6.4	at Western Ky. (09/02/2023)
<b>POINTS</b>	41	at Western Ky. (09/02/2023)
<b>SACKS BY</b>	5	at Western Ky. (09/02/2023)
<b>FIRST DOWNS</b>	22	at Western Ky. (09/02/2023)
<b>PENALTIES</b>	9	at Western Ky. (09/02/2023)
<b>PENALTY YARDS</b>	55	at Western Ky. (09/02/2023)
<b>INTERCEPTIONS BY</b>	2	at Western Ky. (09/02/2023)
<b>PUNTS</b>	6	at Western Ky. (09/02/2023)
<b>PUNTING AVG</b>	43.5	at Western Ky. (09/02/2023)
<b>LONG PUNT</b>	51	at Western Ky. (09/02/2023)
<b>PUNTS INSIDE 20</b>	2	at Western Ky. (09/02/2023)
<b>LONG PUNT RETURN</b>	0	at Western Ky. (09/02/2023)



2023-24 South Fla. Football  
Individual Game Highs  
All games

South Fla. - Individual Game Highs

<b>RUSHES</b>	25	Byrum Brown at Western Ky. (09/02/2023)
<b>YARDS RUSHING</b>	160	Byrum Brown at Western Ky. (09/02/2023)
<b>TD RUSHES</b>	2	Byrum Brown at Western Ky. (09/02/2023)
<b>LONG RUSH</b>	37	Byrum Brown at Western Ky. (09/02/2023)
<b>PASS ATTEMPTS</b>	34	Byrum Brown at Western Ky. (09/02/2023)
<b>PASS COMPLETIONS</b>	15	Byrum Brown at Western Ky. (09/02/2023)
<b>YARDS PASSING</b>	166	Byrum Brown at Western Ky. (09/02/2023)
<b>TD PASSES</b>	1	Byrum Brown at Western Ky. (09/02/2023)
<b>LONG PASS</b>	84	Byrum Brown at Western Ky. (09/02/2023)
<b>RECEPTIONS</b>	5	Sean Atkins at Western Ky. (09/02/2023)
<b>YARDS RECEIVING</b>	95	Khafre Brown at Western Ky. (09/02/2023)
<b>TD RECEPTIONS</b>	1	Khafre Brown at Western Ky. (09/02/2023)
<b>LONG RECEPTION</b>	84	Khafre Brown at Western Ky. (09/02/2023)
<b>PUNTS</b>	6	Andrew Stokes at Western Ky. (09/02/2023)
<b>PUNTING AVG</b>	48.3	Andrew Stokes at Western Ky. (09/02/2023)
<b>LONG PUNT</b>	54	Andrew Stokes at Western Ky. (09/02/2023)
<b>PUNTS INSIDE 20</b>	3	Andrew Stokes at Western Ky. (09/02/2023)
<b>LONG PUNT RETURN</b>	3	Sean Atkins at Western Ky. (09/02/2023)
<b>LONG KICKOFF RETURN</b>	17	Michel Dukes at Western Ky. (09/02/2023)
<b>TACKLES</b>	5	Jaelen Stokes at Western Ky. (09/02/2023)
	5	DJ Gordon IV at Western Ky. (09/02/2023)
	5	Daquan Evans at Western Ky. (09/02/2023)
<b>SACKS</b>	none	
<b>TACKLES FOR LOSS</b>	2	Daquan Evans at Western Ky. (09/02/2023)



**2023-24 South Fla. Football**  
**Opponent Individual Match Highs**  
**All games**

**Opponent - Individual Game Highs**

<b>RUSHES</b>	10	Davion Ervin-Poindexter at Western Ky. (09/02/2023)
<b>YARDS RUSHING</b>	45	Davion Ervin-Poindexter at Western Ky. (09/02/2023)
<b>TD RUSHES</b>	1	Austin Reed at Western Ky. (09/02/2023)
	1	Markese Stepp at Western Ky. (09/02/2023)
<b>LONG RUSH</b>	23	K.D. Hutchinson at Western Ky. (09/02/2023)
<b>PASS ATTEMPTS</b>	50	Austin Reed at Western Ky. (09/02/2023)
<b>PASS COMPLETIONS</b>	29	Austin Reed at Western Ky. (09/02/2023)
<b>YARDS PASSING</b>	336	Austin Reed at Western Ky. (09/02/2023)
<b>TD PASSES</b>	2	Austin Reed at Western Ky. (09/02/2023)
<b>LONG PASS</b>	51	Austin Reed at Western Ky. (09/02/2023)
<b>RECEPTIONS</b>	7	Dalvin Smith at Western Ky. (09/02/2023)
<b>YARDS RECEIVING</b>	97	Dalvin Smith at Western Ky. (09/02/2023)
<b>TD RECEPTIONS</b>	1	Dalvin Smith at Western Ky. (09/02/2023)
	1	Moussa Barry at Western Ky. (09/02/2023)
<b>LONG RECEPTION</b>	51	Moussa Barry at Western Ky. (09/02/2023)
<b>FIELD GOALS</b>	2	Lucas Carneiro at Western Ky. (09/02/2023)
<b>LONG FIELD GOALS</b>	42	Lucas Carneiro at Western Ky. (09/02/2023)
<b>PUNTS</b>	6	Tom Ellard at Western Ky. (09/02/2023)
<b>PUNTING AVG</b>	43.5	Tom Ellard at Western Ky. (09/02/2023)
<b>LONG PUNT</b>	51	Tom Ellard at Western Ky. (09/02/2023)
<b>PUNTS INSIDE 20</b>	2	Tom Ellard at Western Ky. (09/02/2023)
<b>LONG PUNT RETURN</b>	none	
<b>LONG KICKOFF RETURN</b>	17	Elijah Young at Western Ky. (09/02/2023)
<b>TACKLES</b>	7	Niko Cooper at Western Ky. (09/02/2023)
	7	JaQues Evans at Western Ky. (09/02/2023)
<b>SACKS</b>	2	Kendrick Simpkins at Western Ky. (09/02/2023)
<b>TACKLES FOR LOSS</b>	2	Kendrick Simpkins at Western Ky. (09/02/2023)
<b>INTERCEPTIONS</b>	1	Aaron Key at Western Ky. (09/02/2023)
	1	Desmyn Baker at Western Ky. (09/02/2023)



**2023-24 South Fla. Football  
Individual Statistics  
All games**

**Rushing**

Player	gp	att	gain	loss	net	avg	td	lg	avg/g
Byrum Brown	1	25	189	29	160	6.4	2	37	160.0
Nay'Quan Wright	1	17	111	0	111	6.5	0	20	111.0
Michel Dukes	1	8	64	0	64	8.0	0	23	64.0
K'wan Powell	1	11	40	1	39	3.5	0	20	39.0
<b>Total</b>	<b>1</b>	<b>61</b>	<b>404</b>	<b>30</b>	<b>374</b>	<b>6.1</b>	<b>2</b>	<b>37</b>	<b>374.0</b>
<b>Opponents</b>	<b>1</b>	<b>23</b>	<b>129</b>	<b>0</b>	<b>129</b>	<b>5.6</b>	<b>2</b>	<b>23</b>	<b>129.0</b>

**Passing**

Player	gp	effic	comp-att-int	pct	yds	td	lg	avg/g
Byrum Brown	1	83.1	15-34-2	44.1	166	1	84	166.0
<b>Total</b>	<b>1</b>	<b>83.1</b>	<b>15-34-2</b>	<b>44.1</b>	<b>166</b>	<b>1</b>	<b>84</b>	<b>166.0</b>
<b>Opponents</b>	<b>1</b>	<b>127.6</b>	<b>29-50-0</b>	<b>58.0</b>	<b>336</b>	<b>2</b>	<b>51</b>	<b>336.0</b>

**Receiving**

Player	gp	no.	yds	avg	td	lg	avg/g
Sean Atkins	1	5	43	8.6	0	14	43.0
Khafre Brown	1	3	95	31.7	1	84	95.0
Nay'Quan Wright	1	2	10	5.0	0	10	10.0
Kelley Joiner	1	1	0	0.0	0	0	0.0
Michel Dukes	1	1	3	3.0	0	3	3.0
Naiem Simmons	1	1	6	6.0	0	6	6.0
Gunnar Greenwald	1	1	7	7.0	0	7	7.0
Weston Wolff	1	1	2	2.0	0	2	2.0
<b>Total</b>	<b>1</b>	<b>15</b>	<b>166</b>	<b>11.1</b>	<b>1</b>	<b>84</b>	<b>166.0</b>
<b>Opponents</b>	<b>1</b>	<b>29</b>	<b>336</b>	<b>11.6</b>	<b>2</b>	<b>51</b>	<b>336.0</b>

**Scoring**

Player	td	fg	PAT						pts
			kick	rush	rcv	pass	dxp	saf	
Byrum Brown	2	-	-	-	-	-	-	-	12
Khafre Brown	1	-	-	-	-	-	-	-	6
John Cannon	-	1-1	3-3	-	-	-	-	-	6
<b>Total</b>	<b>3</b>	<b>1-1</b>	<b>3-3</b>	<b>0</b>	<b>0</b>	<b>0</b>	<b>0</b>	<b>0</b>	<b>24</b>
<b>Opponents</b>	<b>5</b>	<b>2-2</b>	<b>5-5</b>	<b>0</b>	<b>0</b>	<b>0</b>	<b>0</b>	<b>0</b>	<b>41</b>

**Field Goals**

Player	fg	pct.	01-19	20-29	30-39	40-49	50-99	lg	blk
John Cannon	1-1	100.0	0-0	0-0	1-1	0-0	0-0	37	0
<b>Opponents</b>	<b>2-2</b>	<b>100.0</b>	<b>0-0</b>	<b>0-0</b>	<b>0-0</b>	<b>2-2</b>	<b>0-0</b>	<b>42</b>	<b>0</b>

**FG Sequence**

Team Name	South Fla.	Opponents
Western Ky.	(37)	(41),(42)

Numbers in (parentheses) indicate field goal was made

**Punt Returns**

Player	no.	yds	avg	td	lg
Sean Atkins	3	4	1.3	0	3
<b>Total</b>	<b>3</b>	<b>4</b>	<b>1.3</b>	<b>0</b>	<b>3</b>
<b>Opponents</b>	<b>1</b>	<b>-1</b>	<b>-1.0</b>	<b>0</b>	<b>0</b>

**Interceptions**

Player	no.	yds	avg	td	lg
<b>Total</b>	<b>0</b>	<b>0</b>	<b>0.0</b>	<b>0</b>	<b>0</b>
<b>Opponents</b>	<b>2</b>	<b>8</b>	<b>4.0</b>	<b>0</b>	<b>8</b>

**Kick Returns**

Player	no.	yds	avg	td	lg
Michel Dukes	2	32	16.0	0	17
<b>Total</b>	<b>2</b>	<b>32</b>	<b>16.0</b>	<b>0</b>	<b>17</b>
<b>Opponents</b>	<b>4</b>	<b>63</b>	<b>15.8</b>	<b>0</b>	<b>17</b>

**Fumble Returns**

Player	no.	yds	avg	td	lg
<b>Total</b>	<b>0</b>	<b>0</b>	<b>0.0</b>	<b>0</b>	<b>0</b>
<b>Opponents</b>	<b>1</b>	<b>27</b>	<b>27.0</b>	<b>1</b>	<b>27</b>

**Total Offense**

Player	g	plays	rush	pass	total	avg/g
Byrum Brown	1	59	160	166	326	326.0
Nay'Quan Wright	1	17	111	0	111	111.0
Michel Dukes	1	8	64	0	64	64.0
K'wan Powell	1	11	39	0	39	39.0
<b>Total</b>	<b>1</b>	<b>95</b>	<b>374</b>	<b>166</b>	<b>540</b>	<b>540.0</b>
<b>Opponents</b>	<b>1</b>	<b>73</b>	<b>129</b>	<b>336</b>	<b>465</b>	<b>465.0</b>

**Punting**

Player	no.	yds	avg	lg	tb	fc	i20	50+	blk
Andrew Stokes	6	290	48.3	54	0	2	3	2	0
<b>Total</b>	<b>6</b>	<b>290</b>	<b>48.3</b>	<b>54</b>	<b>0</b>	<b>2</b>	<b>3</b>	<b>2</b>	<b>0</b>
<b>Opponents</b>	<b>6</b>	<b>261</b>	<b>43.5</b>	<b>51</b>	<b>0</b>	<b>2</b>	<b>2</b>	<b>1</b>	<b>0</b>

**Kickoffs**

Player	no.	yds	avg	tb	ob	retn	net	ydl
Brendan Farrell	5	305	61.0	1	0			
<b>Total</b>	<b>5</b>	<b>305</b>	<b>61.0</b>	<b>1</b>	<b>0</b>	<b>4</b>	<b>43.4</b>	<b>21</b>
<b>Opponents</b>	<b>8</b>	<b>516</b>	<b>64.5</b>	<b>5</b>	<b>0</b>	<b>2</b>	<b>41.9</b>	<b>23</b>



2023-24 South Fla. Football  
Individual Statistics  
All games

All Purpose

Player	g	rush	rcv	pr	kr	ir	total	avg/g
Byrum Brown	1	160	0	0	0	0	160	160.0
Nay'Quan Wright	1	111	10	0	0	0	121	121.0
Michel Dukes	1	64	3	0	32	0	99	99.0
Khafre Brown	1	0	95	0	0	0	95	95.0
Sean Atkins	1	0	43	4	0	0	47	47.0
K'wan Powell	1	39	0	0	0	0	39	39.0
Gunnar Greenwald	1	0	7	0	0	0	7	7.0
Naiem Simmons	1	0	6	0	0	0	6	6.0
Weston Wolff	1	0	2	0	0	0	2	2.0
<b>Total</b>	<b>1</b>	<b>374</b>	<b>166</b>	<b>4</b>	<b>32</b>	<b>0</b>	<b>576</b>	<b>576.0</b>
<b>Opponents</b>	<b>1</b>	<b>129</b>	<b>336</b>	<b>-1</b>	<b>63</b>	<b>8</b>	<b>535</b>	<b>535.0</b>



2023-24 South Fla. Football  
Red-Zone Results  
All games

South Fla. Inside Opponent Red-Zone

Date	Opponent	Score	Times In RZ	Times Scored	Total Pts	Rush Pass FGs				Failed to score inside RZ						
						TDs	TDs	TDs	Made	FGA	Down	Int	Fumb	Half	Game	
09/02/2023	at Western Ky.	L 24-41	4	2	10	1	1	0	1	1	0	1	0	0	0	1
<b>Totals 2 of 4 (50.0%)</b>			<b>4</b>	<b>2</b>	<b>10</b>	<b>1</b>	<b>1</b>	<b>0</b>	<b>1</b>	<b>1</b>	<b>0</b>	<b>1</b>	<b>0</b>	<b>0</b>	<b>0</b>	<b>1</b>

Opponents Inside South Fla. Red-Zone

Date	Opponent	Score	Times In RZ	Times Scored	Total Pts	Rush Pass FGs				Failed to score inside RZ						
						TDs	TDs	TDs	Made	FGA	Down	Int	Fumb	Half	Game	
09/02/2023	Western Ky.	L 24-41	3	3	17	2	2	0	1	1	0	0	0	0	0	0
<b>Totals 3 of 3 (100.0%)</b>			<b>3</b>	<b>3</b>	<b>17</b>	<b>2</b>	<b>2</b>	<b>0</b>	<b>1</b>	<b>1</b>	<b>0</b>	<b>0</b>	<b>0</b>	<b>0</b>	<b>0</b>	<b>0</b>



2023-24 South Fla. Football  
By Quarter Statistics  
All games

3rd-Down Conversions

Date	Opponent	Score	Overall	1st Qtr	2nd Qtr	3rd Qtr	4th Qtr	Overtime
09/02/2023	at Western Ky.	L 24-41	8-21 38.1	2-5 40.0	1-5 20.0	2-5 40.0	3-6 50.0	0-0 0.0
<b>South Fla.</b>			<b>8-21 38.1</b>	<b>2-5 40.0</b>	<b>1-5 20.0</b>	<b>2-5 40.0</b>	<b>3-6 50.0</b>	<b>0-0 0.0</b>
<b>Opponents</b>			<b>6-16 37.5</b>	<b>1-4 25.0</b>	<b>2-5 40.0</b>	<b>0-2 0.0</b>	<b>3-5 60.0</b>	<b>0-0 0.0</b>

4th-Down Conversions

Date	Opponent	Score	Overall	1st Qtr	2nd Qtr	3rd Qtr	4th Qtr	Overtime
09/02/2023	at Western Ky.	L 24-41	4-5 80.0	2-2 100.0	0-0 0.0	1-2 50.0	1-1 100.0	0-0 0.0
<b>South Fla.</b>			<b>4-5 80.0</b>	<b>2-2 100.0</b>	<b>0-0 0.0</b>	<b>1-2 50.0</b>	<b>1-1 100.0</b>	<b>0-0 0.0</b>
<b>Opponents</b>			<b>1-2 50.0</b>	<b>0-0 0.0</b>	<b>1-2 50.0</b>	<b>0-0 0.0</b>	<b>0-0 0.0</b>	<b>0-0 0.0</b>

Time of Possession

Date	Opponent	Score	Overall	1st Qtr	2nd Qtr	3rd Qtr	4th Qtr	Overtime
09/02/2023	at Western Ky.	L 24-41	30:39	06:20	09:37	06:38	08:04	00:00
<b>South Fla.</b>			<b>Total 30:39</b>	<b>06:20</b>	<b>09:37</b>	<b>06:38</b>	<b>08:04</b>	<b>00:00</b>
			<b>Avg. 30:39</b>	<b>06:20</b>	<b>09:37</b>	<b>06:38</b>	<b>08:04</b>	<b>00:00</b>
<b>Opponents</b>			<b>Total 29:31</b>	<b>05:11</b>	<b>09:02</b>	<b>07:01</b>	<b>08:17</b>	<b>00:00</b>
			<b>Avg. 29:31</b>	<b>05:11</b>	<b>09:02</b>	<b>07:01</b>	<b>08:17</b>	<b>00:00</b>