



SOUTH FLORIDA FOOTBALL

50,000 STUDENTS • TAMPA, FLA • 13TH LARGEST MEDIA MARKET

27TH SEASON • 15 WINNING SEASONS • 10 BOWL GAMES/6 VICTORIES • 30 NFL DRAFT PICKS • 15 ALL-AMERICANS • NO. 2 RANKING IN 2007

2023 USF GAME NOTES

GAME 4 • VS RICE

USF DRIVE STARTERS

- ✓ Bulls look to end four-game skid in AAC openers.
- ✓ Bulls No. 13 nationally in TFL, 20 in last two games; S Daquan Evans leads the nation with 8, 12th in sacks.
- ✓ Evans named AAC Defensive Player of the Week.
- ✓ Golesh one of 11 first time head coaches in FBS.
- ✓ QB Byrum Brown has 15 TD responsible for in first 5 starts, most ever for a USF QB.
- ✓ DC Todd Orlando takes over defense: 5 sacks vs. Alabama most since 2019, 5 turnovers vs. FAMU most since 2019, 3 INT vs. FAMU most since 2020.
- ✓ Former walk-on WR Sean Atkins leads Bulls, No. 4 in AAC with 16 receptions.
- ✓ Florida Board of Governors approves \$340 million for 35,000-seat on-campus stadium slated for 2026.
- ✓ Athletics receives \$25 million gift from Tampa General Hospital toward on-campus stadium/ops building.

RETURNING STAT LEADERS

- RUSHING:** Byrum Brown: 65 carries, 269 Yards, 4 TD
- PASSING:** Byrum Brown: 450 yds, 4 TD/3 INT, (51%)
- RECEIVING:** Sean Atkins: 142 yds, 16 catches, 0 TD
- SCORING:** Byrum Brown: 24 points, 4 rushing TD
- TACKLES:** LB Jhalyn Shuler: 21
- TFL:** S Daquan Evans: 8
- SACKS:** S Daquan Evans: 3
- INTERCEPTIONS:** S Logan Berryhill: 2
- CAPTAINS:** Game By Game



USF RADIO NETWORK

FLAGSHIP: 102.5 FM & 102.5-HD2

TUNEIN RADIO - BULLS UNLIMITED

Jim Louk, play-by-play Sam Barrington, analyst

Joey Johnston, sideline

PREGAME SHOW (2 HRS PRIOR TO KICK)

Jim Lighthall & Darek Sharp

BULLSEYE: USF COACHES SHOW

Thursdays: Bulls Unlimited (audio), Youtube, Facebook

FIND US ON SOCIAL MEDIA

Twitter: @USFFOOTBALL, @CoachGolesh

Instagram: USFFOOTBALL

Facebook: facebook.com/SouthFloridaFootball

#ComeToTheBay | #StayInTheBay

USF ATHLETIC COMMUNICATIONS

4202 E. Fowler Ave., ATH 100, Tampa, FL 33620

OFFICE: 813-974-2125 WEB: GoUSFBulls.com

Brian Siegrist, Associate AD for Communications

O: (813) 974-4086 | C: (813)-293-3897 | siegrist@usf.edu

Micah Banks, Asst. Director of Communications

C: 571-439-2006 | MicahBanks@usf.edu

USF (1-2; 0-0 American) vs. Rice (2-1; 0-0 American)

Saturday, Sept. 23 • 4:00 P.M. • Raymond James Stadium (65,000) • Tampa, Fla.

SURFACE: Bermuda Natural Grass

TV: ESPN: Jay Alter (PXP) &

Rene Ingoglia (Analyst)

AUDIO: 102.5 FM & HD 2/Tuneln - Bulls Unlimited

SERIES: First Meeting

IN TAMPA: First Meeting

IN HOUSTON: NA

LAST TIME: NA

VS. AAC: 30-50, 11th season

AAC OPENERS: 5-5, lost 4 straight

Last: L, 28-48, to ECU in Boca Raton



USF Bulls

RANKINGS (CFP/AP/COACHES/ESPN FPI): -/-/107

HEAD COACH: Alex Golesh (Ohio State '06)

RECORD AT USF: 1-2 (1st)

CAREER RECORD: Same



RICE Owls

RANKINGS (CFP/AP/COACHES/ESPN FPI): -/-/189

HEAD COACH: Mike Bloomberg

RECORD AT RICE: 18-40 (6th)

CAREER RECORD: same

@USFFOOTBALL

@COACHGOLESH

@USFATHLETICS

#COMETOTHEBAY

#STAYINTHEBAY

2023 SCHEDULE

DATE	OPPONENT	ESPN FPI	KICK (ET)/RESULT	TV	ATTENDANCE
Sat., Sept. 2	at Western Kentucky	79	L, 24-41	CBSSN	15,438
	<i>USF led 17-7 early, QB Byrum Brown (160) & RB Nay'Quan Wright (111) led rushing attack totaling 374 yds</i>				
Sat., Sept. 9	FLORIDA A&M	NA	W, 38-24	ESPN+	36,495
	<i>Bulls force 5 turnovers (3 INT), Berryhill two INT, B. Brown responsible for 5 TD (3 pass, 2 run)</i>				
Sat., Sept. 16	#10/10 ALABAMA	3	L, 3-17	ABC	65,1038
	<i>USF led 3-0 early, 3-3 at half; Bulls post 5 sacks, force 8 punts; One score game into final minute of play.</i>				
Sat., Sept. 23	RICE* (Cancer Awareness)	107	TBD	TBD	
	<i>First ever meeting; Owls went 5-8 (3-5 C-USA) last year, lost Lending Tree Bowl</i>				
Sat., Sept. 30	at Navy*	106	3:30 PM	CBS Sports Network	
	<i>Navy leads, 2-1; last Navy won, 35-3, in 2019 in Annapolis; Midshipmen went 4-8 (3-4 AAC) last year</i>				
Sat., Oct. 7	at UAB*	98	TBD	TBD	
	<i>Series tied, 1-1; Last USF won, 45-20, in Birmingham '04; Blazers 7-6 in 2022, won Bahamas Bowl</i>				
Sat., Oct. 14	FAU* (Homecoming)	96	TBD	TBD	
	<i>USF leads, 3-1; Last FAU won, 28-10, in Tampa in 2013; Owls went 5-7 (4-4 C-USA) last year</i>				
Sat., Oct. 21	at UConn	122	TBD	TBD	
	<i>USF leads, 12-5, won 8 straight; Last USF won, 48-22, in '19; Huskies 6-7 in 2022, lost Myrtle Beach Bowl</i>				
Sat., Nov. 4	at Memphis*	51	TBD	TBD	
	<i>Memphis leads, 7-4; Last Memphis won, 34-33, in '20; Tigers went 7-6 last year, won First Responder Bowl</i>				
Sat., Nov. 11	TEMPLE* (Salute To Service)	112	TBD	TBD	
	<i>Temple leads, 6-2; Last Temple won, 54-28, in 2022 in Philly; Owls went 3-9 (1-7 AAC) last year</i>				
Fri., Nov. 17	at UTSA*	73	9:00 PM	ESPN2	
	<i>First meeting; first-ever USF game in San Antonio; UTSA went 11-3 last year, won C-USA Championship</i>				
Sat., Nov. 25	CHARLOTTE* (Fan Appreciation)	117	TBD	TBD	
	<i>First ever meeting; 49ers went 3-9 (2-6 C-USA) last year</i>				

* American Athletic Conference game

All games heard on 102.5 FM and digitally on Bulls Unlimited on Tuneln Radio

BULLS OPEN 11TH SEASON IN AMERICAN ATHLETIC CONFERENCE

USF will open its 11th season of American Athletic Conference play by hosting one of the six new AAC members that joined in 2023 as Rice comes to Tampa for the first-ever meeting between the programs. The Owls, formerly of Conference USA, are riding a two-game win streak into their first AAC game. USF will look to snap a four-game losing skid in AAC openers that dates to a Sept. 22, 2018 victory over ECU (20-13) in Raymond James Stadium. This will be the first home AAC opener since a 48-21 loss to SMU in 2019. USF was supposed to open the 2022 AAC season at home vs. ECU, but the game was moved to Boca Raton due to Hurricane Ian and USF lost 28-48 to the Pirates in FAU Stadium, 240 miles from the USF campus in front of a sparse crowd in the first relocated game in program history.

■ **OWLS FLOCK TO RAY JAY:** Rice is the first of three teams USF will play in 2023 with an Owl mascot. Also on the docket are home games vs. FAU and Temple, all conference foes.

■ **DEFENSE RISING:** USF's new defense under coordinator Todd Orlando turned in one of their top defensive performances in years in a 17-3 loss to No. 10 Alabama. For the second straight game, USF posted four or more sacks, logging five, the most since 2019, and Bama's 17 points were its fewest in a win since 2016 and fewest in a regular season non-conference game since 2007. The Tide had three at the half, the fewest since a 2021 game at Auburn. The Tide's 82.56 pass efficiency rating was its lowest since 2009 and USF forced UA to go 5-of-15 on the third down and punt eight times. Alabama was 42-0 vs. regular season non-autonomy league opponents entering the game with an average margin of victory of 40 points and just two games decided by fewer than 24 points. The Tide scored at least 31 in all but one of the previous games. USF held the Tide to 310 yards, its lowest offensive production since posting 300 yards vs. Mississippi State on Oct. 22 of last year.

USF QUICK FACTS

HEAD COACH: Alex Golesh

Years Coached: _____ 1st at USF
Alma Mater: _____ Ohio State, '06
Career Record: _____ 1-2
Record at USF: _____ 1-2
American Conf. Record: _____ 0-0
Career Bowl Record: _____ NA

USF COACHING STAFF (game location)

Matt Merritt (**Field**) Assoc. HC/RBs/Run Game
 Todd Orlando (**Field**) Defensive Coord./Inside LBs
 Joel Gordon (**Press Box**) Offensive Coordinator/QBs
 Chad Creamer (**Field**) Special Teams Coord./Outside LBs
 James Rowe (**Field**) Safeties/Def. Pass Game Coord.
 Matt Birkett (**Press Box**) Cornerbacks
 Tyler Hudanick (**Field**) Offensive Line
 Kevin Patrick (**Field**) Defensive Line
 Clay Patterson (**Press Box**) Tight Ends
 L'Damian Washington (**Field**) Wide Receivers
 George Courides (**Field**) Strength & Conditioning
Analysts/QC: Wisley Desire, Brett Kean, Tyson Kee,
 Tyler Majewski, Jared Perry, Jack Taylor
Graduate Asst.: Parker Carmichael, Jeremiah Criddell,
 Cam Edwards, Kyre Hawkins, Eric Kinsey,
 Mirko Jirkovic, Richie Mize

IN THE PRESS BOX

OFFENSE: Joel Gordon, Clay Patterson

DEFENSE: Matt Birkett

UNIVERSITY QUICK FACTS

Location: Tampa, Fla. **Enrollment:** 49,766
Nickname: Bulls **Colors:** Green & Gold
Conference: American Athletic
President: Rhea Law
Vice President for Athletics: Michael Kelly
Football Office Phone: 813-974-7170

TEAM OVERVIEW

2022 Overall Record: 1-11
2022 American Athletic Record: 0-8
Last Bowl Game: 2018 Gasparilla (Lost)
Starters Returning/Lost: 13/15
Offense: 4/8
 (includes starter who missed most of 2022)
Defense: 8/5 (6+ starts in 2022)
Special Teams: 1/2
Lettermen Returning/Lost: 40/34
Offense: 17/19
Defense: 21/12
Special Teams: 2/3

FOOTBALL HISTORY

First Year: 1997
First Year in FBS: 2000
Record (years): 162-150 (27th season)
FBS Record (years): 142-137 (23rd season)
Bowl Appearances/Record: 10 (6-4)
Last Bowl Appearance: 2018 Gasparilla Bowl (L)
First Team All-Americans: 7
First Team All-Conference: 32

STADIUM INFORMATION

Name: Raymond James Stadium
Capacity: 65,000 **Surface:** Tifway Bermuda 419
Record At Ray Jay: 97-59 (.630)

THE PROGRAM

In its 27th season and 24th at the FBS level, USF Football has made 10 bowl appearances, including a string of four straight (2015-18) and every season between 2005-10 (6 straight). USF has won six bowl games and produced 15 All-America selections, 30 NFL Draft picks and reached the No. 2 ranking in the Associated Press Poll in 2007.

LAST TIME OUT

BULLS GIVE NO. 10 ALABAMA ALL IT CAN HANDLE

Entering the game a 34.5-point under dog, USF's defense delivered one of its top performances in years and USF had the Crimson Tide in a one-score game until Alabama's second touchdown of the game with 33 seconds to play. The Bulls led 3-0 early and the game was tied 3-3 at the half as the Bulls forced punts on Alabama's first five possessions, part of eight on the day. USF held Alabama to 310 yards of offense, its lowest offensive production since posting 300 yards vs. Mississippi State on Oct. 22 of last year. On two drives inside the Alabama 30, USF went for it on fourth down twice and did not make it. The Bulls were also driving in AU territory down 10-3 with under 7:00 to play and threw an interception in the end zone.

■ There was a 54-minute lightning delay in the second quarter that began with 12:44 left in the quarter and at 4:36 real time for a game that kicked at 3:41 p.m. The teams resumed play at 5:30.

■ S Daquan Evans posted career-bests of eight tackles, four tackles for loss and three sacks, marking the most sacks for a USF player since Jason Vaughn had three vs. Tulane last year.

■ For the second straight game, the USF defense recorded four or more sacks. The Bulls five on the night were their most since posting 6 vs. BYU Oct. 12, 2019. USF now has 9 quarterback sacks on the year. The Bulls totaled 14 in 12 games last season..

STORY LINES

■ **New Look Bulls:** USF will hit the field with 56 new players, 38 of those scholarship players. Among the positions Alex Golesh and his staff brought in the most new scholarship players are on the offensive line (8), wide receiver (7), defensive tackle (5) and secondary (5). The Bulls have 24 of those players appearing in the depth chart, including 13 on offense, nine on defense and two specialists.

■ **Quarterback:** Alex Golesh declared the depth chart wide open, including contenders for the starting job at quarterback. Redshirt freshman **Byrum Brown** was very impressive in starting the final two games of 2022 and earned the job to open 2023. He led the Bulls to 540 yards of total offense, 374 on the ground, in the season-opener, running for 160 yards himself for his second-straight 100-yard rushing game. Gerry Bohanon - a Baylor transfer who started 12 games for BU in 2021 and helped the Bears to a 12-2 record, Big 12 championship and Sugar Bowl victory, did not suit up for Game 1 of 2023 as he continues to return from a shoulder injury that ended his 2022 season after 7 starts. Redshirt freshman Bryce Archie joined the Bulls in the spring after transferring from Coastal Carolina and highly-touted California freshman Izzy Carter joins the team this fall after the MVP of the Under Armour Next All-America Camp decommitted from Arizona State.

■ **Returning in 2023:** USF returns three primary starters on offense from the 2022 season, four including senior offensive tackle Donovan Jennings (Tampa) who started four games in 2023 before a season-ending injury. The Bulls return nine primary starters on defense from 2022, led by safety Matthew Hill who brings 17 career starts into his senior campaign. USF returns 22 players with starting experience, including quarterbacks Gerry Bohanon Jr. (7 starts in 2022 before a season-ending injury) and Byrum Brown (started the last two games of 2022).

■ **Transfer Destination:** USF has 39 players on the roster that previously played at another NCAA Division I program, 31 that played at a current Autonomy 5 programs. Among those, the Bulls have three players from Minnesota and two each from Baylor, Florida, Florida State, Kansas State, Maryland, Oklahoma and Texas.

■ **\$366 Million In New Football Facilities:** The Bulls have spent more on football facilities in the last two years than in the previous 25. With the approval of \$340 million for an on-campus stadium slated for 2026, the total investment in football facilities has reached \$366 million in the last two years, including a \$22 million Indoor Performance Facility, \$3 million locker room and office renovation and nearly \$1 million in new equipment and enhancements to the weight room.

■ **Bulls Open Indoor Facility:** On Sept. 8, 2021 USF officially broke ground on a \$22 million Indoor Performance Facility on the site of the Bulls current turf practice field. The facility, which followed on the heels of a \$3 million locker room renovation that opened prior to the start of the 2021 season, was completed in late fall of 2022 and the Bulls began practicing in it on Jan. 9.

■ **On-Campus Stadium Coming:** On Sept. 8, 2021, USF Board of Trustees Chair Will Weatherford told a gathered audience of nearly 300, "Bulls Nation deserves to have a stadium on this campus. I'm here to tell you we're going to do it." Stadium planning has moved forward quickly with a site identified on the east end of campus in the current Athletics District and on the site of first Bulls' teams practiced fields. In September, the design/build team of Barton Malow and Populous was selected for the project and the state Board of Governors on Sept. 7, 2023 approved \$340 million for construction of a 35,000-seat facility targeted for completion for the start of the 2026 season.

■ **\$25 Million Gift:** On Sept. 7, 2023, USF Athletics received the largest gift in its history as Tampa General Hospital gave \$25 million to name the Center for Athletic Excellence, a football and lacrosse operations facility that will be included as part of USF's new on-campus stadium project and will feature dedicated clinical space for TGH where TGH will provide behavioral health services. TGH will also name the university's athletics district.

■ **Golesh Takes Charge:** Named the program's sixth head coach in December, Alex Golesh is the third first-time head coach in program history. The 2022 Broyles Award finalist is the son of Russian immigrants that brought he and his brother to Brooklyn, N.Y. in 1991 as pre-teens where they lived above a bodega before eventually moving to Columbus, Ohio. He was born in Moscow, but his parents, Vladimir and Bella, left Russia for America in 1991 as conservative hardline communists were in the midst of staging an unsuccessful coup to try to overthrow then Soviet Union president Mikhail Gorbachev.

"My parents left everything and sacrificed everything because they wanted to give me and my older brother a better life," Golesh said. "They worked really, really hard to give us the life we now have."

■ **Charge Up The Offense:** In the last three years as a playcaller, including his year at UCF, Alex Golesh's offense is averaging a nation's-best 3.06 plays per minute and 1.53 points per minute, which ranks third in FBS during that span. Each of his years as an offensive coordinator have seen Golesh's offenses finish in the FBS top 10 in scoring and total offense.

■ **Close But No Cigar:** USF played four Top 25 ranked programs in 2022 and nearly pulled off the upset vs. three - falling by a touchdown or less and in the final minutes in all three. After a 50-21 season-opening loss to No. 25 BYU, USF fell 31-28 at No. 18 Florida, 28-24 at No. 24 Cincinnati and 46-39 vs. No. 25 UCF. At Florida, USF drove to the Florida 19 with 44 seconds to play and had a chance to win the game before a fumble on a shotgun snap on 2nd and 6 forced a 49-yard, game-tying field goal attempt that missed after a bad snap and hold with 22 seconds to play. At Cincinnati, USF trailed 28-24 before driving to the UC 25 and failing on a 4th and 1 attempt with 5:12 remaining. Against UCF, the Bulls led 39-28 when UCF took possession with 2:49 to play and drove 82 yards for the game winning touchdown with 20 seconds to play.



THERE'S A STORY THERE

with his youth football team in Miami Gardens when he was 11. His family got a call that he had passed away, but he recovered. Wright also broke his ankle as a high school junior, which derailed his recruiting process after he helped lead Carol City to a state title win in 2016.

✓ **S Logan Berryhill** lost his older brother, Braxton Sullivan (14), in a car accident when Logan was 12, his mother is in a convalescent home due to the effects of brain cancer, including blindness and seizures, and he was raised by a great aunt and grandfather.

✓ **LB DJ Gordon** is a native of Plant City, 40 minutes east of campus, where his family has lived for generations and he enjoyed the country life riding horses (quarter-horses and a Mustang Appaloosa), hunting, fishing and enjoying occasional meals of possum, squirrel and raccoon. He also hunted and ate gators. His name is James Edward Gordon IV, but he got the nickname "DJ" because his father was known as "Dank" and he is "Dank Jr." or "DJ."

✓ **WR Khafre Brown** Brown was named for the Egyptian king Khafre, who built the second largest pyramid of Giza during his 66-year reign, concluding somewhere around 2570 B.C. Brown's mother was intrigued after seeing a picture of Khafre's statue in a book. Brown does paintings for a hobby. He specializes in sunsets, usually in a beach or skyline setting. He picked up the hobby from his mother, who is an artist.

✓ **P Andrew Stokes** is 29 years old and the Bulls second straight punter to come out of Prokirk in Australia. He had never played in a football game when he arrived at USF. Stokes spent seven years playing Australian rules football with the Railways in the Great Northern Football League, then Freemantle of the West Australia Football League.

✓ **DL Doug Blue-Eli**, a TCU transfer, and Wagner transfer **WR Nalem Simmons** were freshmen at the same NJ high school. Simmons arrived at USF in January and told Blue-Eli about Alex Golesh and the university. Blue-Eli transferred in May and they are together again.

✓ **QB Gerry Bohanon** Academics shaped the life of Bohanon. His principal at Earle (Arkansas) High School

was his mother, Juanita. He often did homework on the bus rides to road games. He finished his undergraduate degree in 2 1/2 years at Baylor University.

✓ **DT Immanuel Hickman** and **OC Joel Gordon** are both sons of preachers. Gordon's father, Robert, is 90 and is still a Presbyterian minister in Virginia. Hickman is the son of pastor Derwin Hickman, Sr. and co-pastor Franswalla Hickman of Divine World Changers International Ministries in Richmond, Va.

✓ **USF Football** is one of five football programs in the American Athletic Conference founded after 1991: Charlotte – 2013; UTSA - 2011; FAU – 2001; USF - 1997; UAB - 1991.

✓ **WR Coach L'Damian Washington** has 27 siblings. His father was murdered when he was five. When he was 15, his best friend was murdered and his mother had a stroke while cheering at his high school basketball game and died.

✓ **HC Alex Golesh** is the fourth USF head coach (of 6) to take the reins in their 30's joining Jim Leavitt (39, all-time winningest USF coach), Willie Taggart (37, 3 bowls and two 10 win seasons in 5 years) and Jeff Scott (39).

✓ **D-Line Coach Kevin Patrick** is on his third stint with USF and was on head coach Jim Leavitt's first-ever USF staff. In fact, he led the team out of the tunnel in the program's first-ever game in 1997 in old Tampa Stadium. Patrick was a 1993 AP First-team All-American and Big East Defensive Player of the Year at Miami, part two Hurricanes national championships and a roommate of Dwayne "The Rock" Johnson. They remain friends.

✓ **Safeties Coach James Rowe** was a left-handed pitcher on Bulls baseball teams from 2005-07. A meeting with then USF defensive coordinator Wally Burnham helped reignite his interest in football and he went on to coach five seasons in the NFL (most recently with the Chicago Bears) before returning to USF.

✓ **Offensive Line Coach Tyler Hudanick** is 26 years old, three years younger than Bulls punter Andrew Stokes who is 29. Hudanick, who played at UCF, actually played in the same game with Bulls senior tackle Donovan Jennings in the War on I-4 (USF vs. UCF) battle in 2018.

AMERICAN CONFERENCE

STANDINGS

School	CONF	OVERALL	STREAK
Memphis	0 0 .000	3-0 1.000	W3
Rice	0 0 .000	2-1 .667	W2
SMU	0 0 .000	2-1 .667	W1
Temple	0 0 .000	2-1 .667	W1
Tulane	0 0 .000	2-1 .667	W1
South Florida	0 0 .000	1-2 .333	L1
Navy	0 0 .000	1-2 .333	L1
UTSA	0 0 .000	1-2 .333	L1
Charlotte	0 0 .000	1-2 .333	W1
Florida Atlantic	0 0 .000	1-2 .333	W1
Tulsa	0 0 .000	1-2 .333	W1
UAB	0 0 .000	1-2 .333	W1
North Texas	0 0 .000	1-2 .333	W1
East Carolina	0 0 .000	0-3 .000	L3

2023 AAC PRESEASON POLL:

Defending AAC champion Tulane was picked first with 20 first place votes in the preseason poll. The Green Wave was followed by UTSA (9 votes), SMU (3 votes) and Memphis (1 vote). The Bulls were picked 13th among 14 teams, ahead of Charlotte.

AAC ADDS 6 NEW MEMBERS IN 2023:

UAB, Charlotte, FAU, North Texas, Rice & UTSA officially

FIRST YEAR HEAD COACHES: Alex Golesh begins his first season at USF in 2023 and his first-ever as a head coach. He is among seven first-year head coaches at their respective programs in The American in 2023, including Trent Dilfer (UAB), Tom Herman (FAU), Eric Morris (North Texas), Brian Newberry (Navy), Biff Poggi (Charlotte) and Kevin Wilson (Tulsa). USF will face four of those coaches in 2023: Dilfer, Herman, Newberry and Poggi.

FIRST-YEAR COLLEGIATE HEAD COACHES IN 2023 (11)

Coach	School	Conference
Kenny Dillingham	Arizona State	Pac-12
Biff Poggi	Charlotte	AAC
Tim Beck	Coastal Carolina	Sun Belt
Kenni Burns	Kent State	Mid-American
Zach Arnett *	Mississippi State	SEC
Brian Newberry	Navy	AAC
David Braun	Northwestern B	ig Ten
Ryan Walters	Purdue	Big Ten
Trent Dilfer	UAB	AAC
Alex Golesh	USF	AAC
Lance Taylor	Western Michigan	Mid-American

* named head coach prior to the 2022 bowl game
+ Georgia Tech's Brent Key is not included in the list

GOLESH TAKES THE REINS

First-year Head Coach Alex Golesh (39) was named the 2022 247Sports Offensive Coordinator of the Year after leading the Tennessee offense to nation's leading marks in scoring (46.1 ppg) and total offense (525.5 ypg). Tennessee wide receiver Jalin Hyatt won the Biletnikoff Award catching 67 passes for 1,267 yards and 15 touchdowns, while quarterback Hendon Hooker (3,135 yards and 27 TD passing; 430 yards and 5 TD rushing) was named the SEC Offensive Player of the Year and was a strong Heisman candidate before a late season injury ended his campaign. Golesh helped Tennessee go 11-2 and win the Orange Bowl. He previously helped lead turnarounds at four programs serving as a tight ends coach/recruiting coordinator or offensive coordinator at Toledo, Illinois, Iowa State and Tennessee.

■ He is the third first-time head coach in program history following Jim Leavitt (1996-2009), who came to USF from being co-defensive coordinator/linebackers coach at Kansas State, and Jeff Scott (2020-22), who came to USF after being co-offensive coordinator/wide receivers coach at Clemson. Leavitt is the winningest coach in program history, posting a 95-57 record, a 3-2 mark in bowl games and leading USF to a No. 2 AP ranking in 2007.

MAY DAE, MAY DAE: BULL INCOMING

Graduate safety Daquan Evans (who goes by Dae Dae) garnered honors for his outstanding effort in last Saturday's 17-3 loss to No. 10 Alabama. He was named the American Athletic Conference Defensive Player of the Week, becoming the first Bull to earn a Defensive Player of the Week honor since all-time leading tackler Auggie Sanchez in 2017.

■ Evans tormented Alabama quarterbacks all day in the Bulls' battle vs. a top 10-ranked foe that saw USF lead for most of the first half and go into the final minute in a one-score game. The 5-11, 190-pound veteran posted career-bests with eight tackles, four tackles for loss and three sacks and added a pass break-up and quarterback hurry.

■ Evans performance vaulted him into the national lead in tackles for loss on the season with eight and to No. 12 in sacks with three. The fifth-year defensive back has posted 130 tackles, 11.5 tackles for loss, four interceptions and a fumble recovery on his career. He logged the first three sacks of his career vs. Alabama, part of a five-sack effort for the Bulls, the team's most since 2019.

USF SEES 5 MILLION+ AUDIENCE ON ABC

USF's battle with No. 10 Alabama drew more than five million viewers on ABC, making it one of the most watched games in USF history alongside the 5.36 million viewers that tuned in to see an epic War on I-4 battle at UCF in 2017.

■ The USF-Alabama game drew a 2.0 rating, making it the highest rated game in the noon or afternoon windows nationally in Week 3, out-performing other notable games as Pitt-West Virginia (1.3) and Florida State-Boston College (1.8). The game rated as the fourth-most watched on the day, just barely getting eclipsed by the primetime Florida-Tennessee (2.3) game and behind other evening broadcasts of Georgia-South Carolina (3.1) and Colorado-Colorado State (4.1). The Bulls-Bama game audience was a 186-percent increase over the Ole Miss-Georgia Tech game played in the same time slot in Week 3 last year.

■ Not including the stand-alone Army-Navy Game in December, the American Athletic Conference has had seven regular season games draw 4 million-plus viewers in its 11 seasons, USF and former member Houston are the only two programs to have been part of two of those games.

TOP AAC REGULAR SEASON TV GAMES:

1.	5,977,380	Notre Dame at Temple (Oct. 31, 2015)
2.	5,727,394	Michigan at UConn (Sept. 21, 2013)
3.	5,713,012	Oklahoma at Houston (Sept. 3, 2016)
4.	5,600,528	Houston at Oklahoma (Sept. 1, 2019)
5.	5,364,858	USF at UCF (Nov. 24, 2017)
6.	5,000,000+	USF vs. Alabama (Sept. 16, 2023) **Final Numbers on Thursday
7.	4,015,659	Tulsa at Ohio State (Sept. 10, 2016)

26 SEASONS OF USF FOOTBALL

USF celebrated its 25th season of football in 2021 after the program hit the field in 1997 after an initial season of only practices and scrimmages in 1996. The University was founded in 1956 but didn't field a football team for another 41 years. The Bulls debuted as a Division I-AA (Football Championship Subdivision) program on Sept. 6, 1997 with an 80-3 victory against NCAA Division II Kentucky Wesleyan at the old Tampa Stadium.

- When USF football debuted, the university's enrollment was 36,649 (it's now nearly 50,000).
- USF's overall operating budget has advanced from \$500-million to \$1.857-billion during the 25-year football era, while USF's economic impact on the Tampa Bay region has gone from \$1.1-billion to \$4.4-billion.

USF FOOTBALL

Year Started	1997
Seasons Played	26
Head Coaches	6

BULLS FASTEST TO REACH TOP 10

■ In 2007, USF became the fastest program in the modern AP Poll Era to go from inception to a Top 10 national ranking as the Bulls were ranked No. 6 in the Week 5 AP Poll in just the program's 11th season. The Bulls would climb all the way to the No. 2 ranking two weeks later in Week 7 to become the fastest to reach a Top 5 ranking.

■ The Bulls have reached a Top 25 ranking in seven seasons, including three straight (2016-18), and been ranked a total of 48 weeks, including 12 in the top 15.

FASTEST TO 150 WINS IN FLORIDA

With a victory over ECU in 2018, USF became the fastest Florida FBS program to reach 150 wins.

STATE OF FLORIDA FBS PROGRAMS

School	Game Reached
150th Win/Games	
USF	4th game of 2018 150/255 (.588)
Florida	1st game of 1937 150/258 (.581)
Miami	5th game of 1955 150/267 (.562)
Florida St.	10th game of 1975 150/292 (.513)
UCF	9th game of 2005 150/294 (.510)
FAU & FIU	had not reached 150 wins

BEATING NATIONAL CHAMPIONSHIP PROGRAMS

USF has defeated 12 programs with an NCAA-recognized FBS national championship, including wins against Army, Auburn, BYU, Clemson, Florida State, Georgia Tech, Illinois, Miami, Notre Dame, Pittsburgh, Syracuse and TCU.

MOST WINS IN A SEASON

Record	Period	Win %
11-2	2016	84.6%
10-2	2017	83.3%

MOST WINS & BEST RECORD OVER 4 SEASONS

Record	Period	Win %	Bowls
36-15	2015-18	70.5%	4
34-18	2006-09	65.0%	4

WHO'S GOT NEXT?

USF's 2024 recruiting class, the first full-cycle class under head coach Alex Golesh currently is ranked No. 1 in the AAC and No. 1 among non-Autonomy Five programs in the nation. The Bulls average of 2.71 is second only to UTSA (2.89) in the AAC.

■ The Bulls current class of 17 commits is ranked No. 55 nationally by Rivals, tied with Louisville and ahead of Baylor, Washington, Oregon State, Oklahoma State, Virginia, Boston College, Utah, BYU, Washington State, Colorado, Cal, Houston and Kansas State.

CURRENT TOP AAC 2024 RECRUITING CLASSES:

- 1) USF
- 2) Navy
- 3) ECU
- 4) FAU
- 5) North Texas/Tulsa
- 7) Tulane

CHALLENGING SCHEDULE

■ USF opened the 2023 season at Western Kentucky, one of seven bowl teams from the 2022 season on the schedule and a preseason favorite to win Conference USA after going 9-5 last year and winning the New Orleans Bowl. The Hilltoppers had 15 players named to Athlon Sports 2023 preseason All-CUSA team.

■ USF will face five of those bowl teams in road games. ■ USF will face three teams that won more than nine games in 2022, including perennial national championship contender Alabama (11-2, Sugar Bowl victory), which comes to Raymond James Stadium on Sept. 16.

■ Other 2022 bowl teams on the schedule include Rice and road dates at UAB, UConn (non-conference), Memphis and UTSA, which went 11-2 last season and joins The American this year after winning back-to-back titles in C-USA.

■ The Bulls round out the non-conference slate facing Florida A&M (Sept. 9). USF opens conference play with a home contest vs. Rice (Sept. 23), one of six new conference members.

■ The Bulls will face five of the new AAC teams, including home dates vs. FAU (Oct. 14) and Charlotte (Nov. 25).

■ USF will be playing three teams it has never played before, including Charlotte, Rice and UTSA, while USF's trip to San Antonio will be the program's lone first-time destination on the year. It will also be USF's lone midweek game, set for a 9 p.m. (ET) kick on Friday, Nov. 17.

14-TEAM AAC

The 2023 campaign will mark The American's first with 14 teams, as the league welcomes UAB, Charlotte, Florida Atlantic, North Texas, Rice and UTSA to its ranks. They will join continuing members East Carolina, Memphis, Navy, SMU, Temple, Tulane, Tulsa and USF to comprise a conference that will continue to compete for perennial New Year's Six bowls and College Football Playoff appearances. The conference will have at least 20 games on either ABC, ESPN, ESPN2 or ESPNU. The American continued to make history in 2022 as Tulane capped a 12-2 season with a Goodyear Cotton Bowl Classic victory against USC and a final national ranking of No. 9. It marked the seventh time in nine seasons of the College Football Playoff era that The American was represented in the New Year's Six, the fourth win by an American team in the league's 10-year history and the sixth top-10 finish by an American Athletic Conference team. Seven teams from The American were selected for bowl games, while league teams went 4-3 in postseason play.

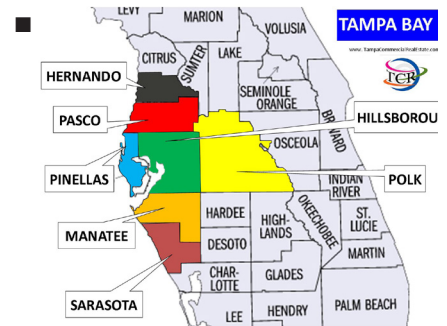


GRADUATES

USF enters 2023 with 14 graduates on the roster. **They are:** Sean Atkins (WR), Logan Berryhill (WR), Gerry Bohanon (QB), Michael Brown-Stephens (WR), Braxton Clark (CB), Daquan Evans (CB), Matthew Hill (S), Donovan Jennings (T), Brian Norris (LB), Jonathan Ross (DE), De'Juan Sease (DT), Timarcus Simpson (S), Jason Vaughn (DE) and Nay' Quan Wright (RB).

#COMETOTHEBAY #STAYINTHEBAY FOCUSED ON CULTIVATING HOMEGROWN TALENT

USF has focused recruiting on the state of Florida and particularly the Bay area and its seven surrounding counties.



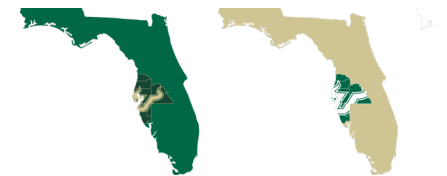
Within a 100-mile radius of Tampa there are 121 high schools. There are close to 100 Division I players recruited nationally from the area annually.

■ The Bulls build on the benefit of players being able to have their family involved in the program, see them play regularly, go home regularly and play for their city as well as the benefit of building their brand in a thriving metropolitan economic area of over 4 million people and numerous large businesses and professional opportunities.

■ The 2023 Bulls' roster features 27 players from the Bay area, including 11 on the depth chart to start the 2023 season.

■ 68 of the players on USF's roster hail from the state of Florida. That represents 58 percent of the roster with Georgia (12), Texas (8), California (4) and New Jersey (4) being the next closest states in producing current Bulls.

■ Among the Bay area standouts on the Bulls' 2023 roster are: left tackle Donovan Jennings, guards Mike Lofton, Andrew Kilfoyl and Zach Perkins, tight end Weston Wolff, cornerback Aamaris Brown, safeties Will Jones and Timarcus Simpson, linebacker DJ Gordon and defensive end Lloyd Summerall.



USF HELMET & JERSEY LOGO

STAFF INVESTMENT

When USF Vice President of Athletics Michael Kelly hired Alex Golesh to lead the USF program he also made a commitment to enhancing USF's football staff in both enhanced salaries for primary coaching staff and investment in recruiting and player personnel.

■ USF increased the football staff salary pool by nearly \$1 million entering the 2023 season.

■ USF recruiting/player personnel department went from five full-time members in 2022 to 10 in 2023 - with eight members in recruiting and two new player development positions.

■ Director of Player Development Jeff Jones coached head coach Alex Golesh at Dublin High School and lived on his block, often taking him to practices. He served as principal at four high schools in Ohio and associate principal at one during 14 years as an administrator and 29 in education.

NOTING THE OPPONENT: RICE

Led by sixth-year head coach Mike Bloomberg, Rice brings a 2-1 record into Saturday having dropped its season-opener at Texas (37-10) before rebounding to down Houston (43-41) and Texas Southern (59-7). A former member of the Southwest Conference, Rice has been playing football since 1912 and owns eight conference titles (the last in 2013, seven bowl wins in 13 appearances and six consensus All-Americans.

■ Quarterback JT Daniels is at his fourth school with previous stints at USC, Georgia and West Virginia. He was the starter at Georgia in 2020 and led the Bulldogs to a Peach Bowl victory. He currently stands second in the AAC passing for 268 yards per game with 8 TD and a 165.91 pass efficiency rating.

■ Last week, Rice leapt out to a 28-0 lead before cruising to victory over Texas Southern. Rice posted 485 yards in the game and recovered two fumbles while holding TSU to 185 points. Quarterback JT Daniels passed for 255 yards and four touchdowns.

■ Rice ranks third in the AAC posting 37.33 points per game and ninth giving up 28.33 points per game. They are eighth in total defense (362 ypg) and eighth in total offense (377 ypg). Rice leads the nation in time of possession (36:40).

■ Rice leads the AAC with 15 touchdowns scored on the year - seven on the ground and eight through the air.

■ Rice ranks 13th in the AAC running for 109 ypg, while USF ranks second running for 217 ypg. Meanwhile, Rice is third in passing (268) and USF is 12th (162).

SERIES HISTORY RICE - FIRST MEETING

TALKING ATTENDANCE

■ **65,138 SEE BULLS PLAY BAMA IN RAY JAY:** The Raymond James Stadium attendance of 65,138 (which included more than 10,000 students) on Sept. 16 to see USF take on No. 10 Alabama ranks as the fifth-largest in USF history and the largest since a record crowd of 69,383 watched USF take on No. 4 Florida State in 2012.

■ It was the 15th home game over 50K and 22nd over 45K.

■ USF currently ranks 40th in the nation in average home attendance at 50,817.

■ **LAST 5 YEARS:** According to a study by College Football News, USF ranks 65th over the last five seasons (2018-22) in home attendance averaging 27,729 fans per game despite going 15-43 over that span. The Bulls ranked ahead of teams such as: Memphis, Boise State, Oregon State, Kansas, Wake Forest, Houston, Vanderbilt, Washington State, Colorado State, SMU, Duke, San Diego State, Tulane, UConn and UNLV.

■ **IN THE PRIOR 5 YEARS:** From 2013-17, USF averaged 32,182 fans per game, which would have ranked 56th in the CFN study, ahead of teams such as: Syracuse, Illinois, Cincinnati, Boston College, Maryland, Northwestern and Stanford.

USF VS TOP 10 HOME ATTENDANCE

RANK	ATT	OPP	DATE
1.	69,383	#4 Florida State	9/29/12
2.	67,012	#5 West Virginia (#18)	9/28/07
3.	66,469	#19 Miami	11/28/09
4.	65,948	UCF (#5)	10/13/07
5.	65,138	#10 Alabama	9/16/23
6.	64,692	#13 Florida	9/11/21
7.	63,976	#8 Cincinnati	10/15/09
8.	61,665	#13 Florida State	9/24/16
9.	58,755	#11 Kansas (#19)	9/12/08
10.	57,626	#8 UCF	11/23/18

■ **BIG EAST ATTENDANCE:** For the eight seasons USF was in the Big East (2005-2012), USF averaged 44,252 fans per game, which would have ranked No. 33 in the CFN study, ahead of programs such as: West Virginia, Purdue, Missouri, Miami, Oregon, Kansas State, Colorado, TCU, UCF, Georgia Tech, Arizona, Cal, Louisville, North Carolina, Virginia Tech, Baylor, Arizona State, Pittsburgh, UCLA, Indiana, Minnesota, Virginia and Rutgers.



VS. ALABAMA NOTABLES: Sept. 16, 2023 • Tampa, Fla. • Alabama Won, 17-3

• The game marked the first for Alabama since 2007 in which it failed to score 20 points against a non-Autonomy Five opponent. Its average margin of victory in those games was 40 points.

• Alabama crossed the 50 for the first time with 4:19 to play in the second quarter, when Byrum Brown was sacked by Dallas Turner and fumbled. James Smith recovered for the Tide at the USF 25.

• In the first half, the USF defense held Alabama to 3 points and forced five punts while allowing just 113 yards in the first half. It was the first time Alabama had been held to 3 points or less since a 24-22 (trailed 0-7 at the half), four overtime win at Auburn on Nov. 27, 2021.

SITUATIONAL RECORDS

	2023
vs. Top-25 opponents (AP/Coaches)	0-1
vs. Top-10 opponents (AP/Coaches)	0-1
USF scores first	0-2
Opponent scores first	1-0
USF leads after 1st quarter	1-2
Opponent leads after 1st quarter	0-0
USF leads at half	1-0
Tied at half	0-2
Opponent leads at half	0-0
USF leads after 3rd quarter	1-0
Opponent leads after 3rd quarter	0-2
Tied after 3rd	0-0

USF OFFENSE

SCORING: 17 points or less	0-1
SCORING: 20 or more points	1-1
SCORING: 30 or more points	1-0
SCORING: 40 or more points	0-0
TOTAL OFFENSE: 400 or more yards	0-1
TOTAL OFFENSE: 500 or more yards	0-1
TOTAL OFFENSE: 300 yards or less	0-1
RUSHING: 200 or more yards	0-1
RUSHING: 300 or more yards	0-1
RUSHING ATT: 40 or more	1-2
PASSING: 200 or more yards	0-0
PASSING: 300 or more yards	0-0
PASSING ATT: 30 or more	1-1
1st DOWNS: at least 20	1-1
3rd DOWNS: convert 40% or more	1-0
TURNOVERS: two or less	1-1

USF DEFENSE

SCORING: allow 15 points or less	0-0
SCORING: allow 20 points or less	0-1
SCORING: allow 21 points or more	1-1
TOTAL OFFENSE: 300 yards or less	0-0
RUSHING: allow 150 yards or less	1-1
RUSHING: allow 100 yards or less	1-0
PASSING: allow 150 yards or less	0-1
PASSING: allow 100 yards or less	0-0
1st DOWNS: allow 15 or less	0-0
3rd DOWNS: convert 33% or less	1-1
TURNOVERS: two or more	1-0

TEAM COMPARISON

RUSHING YARDS: USF has more	1-1
PASSING YARDS: USF has more	0-0
TOTAL YARDS: USF has more	0-1
TURNOVERS: USF has fewer	1-0
TIME OF POSSESSION: advantage	0-2
1ST DOWNS: USF has more	0-1
PENALTIES: USF has fewer	0-1
SPECIAL TEAMS SCORE: USF scores TD	0-0

USF INDIVIDUALS

RUSHING: 100-yard rusher	0-1
PASSING: 200-yard passer	0-0
RECEIVING: 100-yard receiver	0-0
RUSH/PASS: 100-yard rusher/200-yard passer	0-0

USF LARGEST CROWDS

1. 99,235	at Penn State	Sept. 3, 2005	L, 23-13
2. 90,612	at Florida	Sept. 12, 2010	L, 38-14
3. 88,496	at Florida	Sept. 17, 2022	L, 28-31
4. 83,524	at Florida State	Sept. 26, 2009	W, 17-7
5. 82,617	at Auburn	Sept. 8, 2007	W, 26-23 OT
6. 80,795	at Notre Dame	Sept. 3, 2011	W, 23-20
7. 78,900	at South Carolina	Sept. 18, 2004	L, 34-3
8. 78,111	at Wisconsin	Sept. 26, 2014	L, 27-10
9. 76,780	at Alabama	Aug. 30, 2003	L, 40-17
10. 74,432	at Oklahoma	Sept. 28, 2002	L, 31-14
11. 72,811	at Florida State	Sept. 12, 2015	L, 14-34
12. 70,401	at Michigan St.	Sept. 7, 2013	L, 21-6
13. 69,383	vs. Florida State	Sept. 29, 2012	L, 30-17
14. 67,012	vs. West Virginia	Sept. 28, 2007	W, 21-13
15. 66,469	vs. Miami	Nov. 28, 2009	L, 31-10

BOLD = HOME

OFFENSE NOTABLES

QB • #17 BYRUM BROWN • 6-3 • 209 • SO. - LEADING RUSHER (89.7 YPG)

★ 25TH FBS / 3RD IN AAC IN RUSH YPG (89.7) ; T-15TH IN FBS/ T-1ST IN AAC IN RUSH TD (4)

- Leads the nation in rushing yards for a quarterback with 269 and 4 TD, which also leads USF.
- An 18-year old redshirt freshman with 4 starts for USF (2 in 2022 as a true freshman), he is responsible for 15 touchdowns (8 pass, 7 run) in his first four career starts. Turns 19 on Sept. 29, 2023.
- Has two 100-yard rushing games on his career, including 160 at WKU this season, the fourth-best total for a USF QB behind only Quinton Flowers.
- In the home opener vs. Florida A&M, he accounted for five total TDs (three passing, two rushing) and had second most single-game passing yards of his career with 197 yards on 20 of 34 attempts.
- In the 2023 season opener at WKU, ran the ball 25 times for 160 yards (6.4 ypc) and two TD (could have totaled 189 yards, but was sacked five times for 29 yards). Led offense to 540 yards, 374 on the ground. Back-to-back 100-yard rushing games dating back to last season.
- In the final game of 2022, led USF to 438 yards in a 46-39 loss to UCF. He ran for 109 yards and two TD on 15 carries (7.3 ypc).
- In first start at Tulsa in 2022 - completed first 21 passes - finished 21-25 (84%) for 240 and three TD and ran for 76 yards & one TD.
- One of three finalists for North Carolina's 2021 Mr. Football award - passed for 3,703 yards, 43 TD & four INT.
- Led Roesville HS to '21 Class 4A State Semifinals - ran for 1,182 yards & 13 TD, led to 2020 champ game.

QB • #8 BRYCE ARCHIE • 6-3 • 212 • SO.

- Transfer from Coastal Carolina where he saw action in two games as a true-freshman.
- 2021 Region 2-6A Offensive Player of the Year, led team to Region title.
- Passed for 2,521 yards and 26 touchdowns while running for 470 and seven touchdowns in his senior year of HS.
- Received offers as a D1 pitcher after hitting 93 mph on the mound, also played basketball.

QB • #11 GERRY BOHANON JR. • 6-3 • 226 • GR.

- Passed for 1,070 yards, 57%, six TD, six INT passing with 386 yards and two TD rushing before a shoulder injury ended 2022 after seven starts.
- Ran for a career-best 117 yards and 59-yard long at No. 24 Cincinnati (10.8 ypc), posting 256 total yards.
- Ran a career-most 15 times for 102 yards and one TD at Florida - his second career 100-yard game (107 yards at OU).
- Started 12 games in 2021 at Baylor, leading Bears to 12-2 record, Big 12 Championship and Sugar Bowl victory in first season as a starter.
- Four seasons & 27 games at Baylor, led team from two wins the year before he arrived, to 12 wins in first season as a starter.
- 2021 All-Big 12 Honorable Mention: passed for 2,200 with 18 TD and ran for 323 yards and nine TDs.

QB • #13 IZZY CARTER • 6-1 • 186 • FR.

- Dual-threat quarterback who earned quarterback MVP honors at the Under Armor Next All-America Camp.
- Invited to play in the 2022 U.S. Army All-America Bowl and scored a rushing touchdown in the game.
- Passed for 1,863 yards and 23 touchdowns (60% completion), while running for 592 yards and 11 touchdowns as a senior in HS.

RB • #3 KELLEY JOINER JR. • 5-9 • 184 • GR.

- Missed first six games of 2022 and played in just three due to a preseason foot injury.
- Second on team with 480 rushing yards and first with 6.2 ypc in 2021.
- Led USF with 387 yards and 78 carries in 2020.
- In 2021: Posted back-to-back 100 yard games with 126 vs Temple (10/23) & 103 at ECU (10/28).
- Has four career 100-yard games; Caught 32 passes for 288 yards on his career.
- In fifth season at USF.
- Ran for 1,006 yards and 17 TD in 3 games in senior year at South Lake HS before breaking right leg.
- Has five brothers and two sisters.

RB • #5 NAY'QUAN WRIGHT • 5-9 • 204 • GR.

★ 19TH AAC IN RUSH YPG (70.0)

- Athlon preseason All-AAC fourth team.
- Ran for a career-best 111 yards on 17 carries (6.5 ypc) in the USF season-opener at WKU (9.2).
- Transferred from Florida to USF in Spring of 2023 after earning his bachelor's degree at UF in the Fall of 2022.
- Played in four seasons and 33 games at Florida: 189 carries for 753 yards and 5 TD rushing, 35 receptions for 415 yards.

RB • #2 MICHEL DUKES • 5-10 • 194 • SR.

- Had a season long 39-yard reception for his only catch of game from a pass thrown by WR Sean Atkins during the home opener vs. FAMU (9.9).
- Ran 8 times for a career-best 64 yards (8.0 ypc) in the season-opener at WKU (9.2).
- Transferred to USF in 2022 after three seasons at Clemson: ran for 212 yards and two touchdowns in 19 games.
- Played in 11 games in his first season at USF (2022) and carried the ball 54 times for 188 yards and five touchdowns.

LT • #73 DONOVAN JENNINGS • 6-5 • 333 • GR.

- 2023 Athlon Preseason All-AAC Second Team.
- Leads team with 37 career starts (as of 9.10).
- Saw action in four games in 2022, making four starts at tackle before an ankle injury at Louisville ended his season.
- In his sixth season at USF with a COVID year and redshirt season. Started four games as a freshman in 2018.

OFFENSIVE NOTES NOTABLE NATIONAL RANKINGS

- Rushing Offense - 14th (217.7);
- Byrum Brown - Points Responsible For/Game - 33rd (16.0);
- Rushing TD - 15th (4), Rushing Yards/Game - 25th (89.7)

BROWN COLLECTING TDS

- Since accounting for four touchdowns in his first start at Tulsa (11/18/22) in freezing temperatures, Byrum Brown has posted the most TD's responsible for by any USF quarterback through: 1 Game (4), 4 Games (15) and 5 Games (15). His fifth start vs. Alabama was his first game without a touchdown responsible for and his first with out at least three. He is averaging three per game on his career.

■ Quarterback Touchdowns Responsible For

Through:	6 Starts:	5 starts	4 starts	3 starts
Byrum Brown	-	15	15	10
Blake Barnett	15	13	12	10
Jordan McCloud	14	13	11	11
Marquel Blackwell	13	11	9	7
Quinton Flowers	11	8	7	5
Matt Grothe	11	10	8	5
BJ Daniels	9	9	6	6

TRACKER: 100+ YARD RUSHING GAMES BY QB

Byrum is the sixth USF quarterback to post a 100-yard rushing game. He ran for 109 vs. UCF (2022) and 160 at WKU (2023).

Career 100-yard rushing games by QBs at USF:

QB	#	Best Performance
Quinton Flowers	16	210 yards at Memphis, 11/12/16
B.J. Daniels	8	141 yards vs Louisville, 11/21/09
Matt Grothe	3	146 yards at UConn, 10/27/07
Byrum Brown	2	160 yards at WKU, 9/2/23
Marquel Blackwell	2	132 yards at Baylor, 9/23/00
Gerry Bohanon	2	117 yards at Cincinnati, 10/8/22

RANKINGS: 150+ YARD RUSHING GAMES BY QB

Byrum became the second USF quarterback to post a 150-yard rushing game when he ran for 160 yards at WKU (2023). The only other USF QB to do so was Quinton Flowers (six times).

Career 150-yard rushing games by QBs at USF:

Rank and Name	Attempts	Yards	Game
1. Quinton Flowers	20	210	at Memphis, 11/12/16
2. Quinton Flowers	23	201	vs. SMU, 10/24/15
3. Quinton Flowers	13	176	vs. Navy, 10/28/16
4. Byrum Brown	25	160	at WKU, 9/9/23
5. Quinton Flowers	18	159	vs. Florida State, 9/24/16
6. Quinton Flowers	16	157	vs. UCONN, 10/15/16
7. Quinton Flowers	20	152	vs. UCF, 11/26/16

WHAT CAN BROWN DO FOR YOU?

QB Byrum Brown (Raleigh, N.C.) showed his talent and moxy in two strong starts in the final two games of 2022 and earned the starting job to begin 2023.

- Brown accounted for five totals TD (three passing, two rushing) in the home opener against FAMU, becoming the first USF player to do so since the 2020 season, (Jordan McCloud vs. UCF 1.2.2020).

- Starting the 2023 season opener, Brown ran for 160 yards on 25 carries to lead the USF offense to 540 total yards and 374 rushing yards at WKU (9.2.23). His 160 yards marked the fourth-best mark by a USF quarterback and the Bulls 374 rushing yards were the eighth-best in program history.

- Brown had a **stellar debut** in his first career start, a 48-42 loss at Tulsa (11.18.22). He led USF to a season-best 499 yards of offense and equaled a season high with 42 points in a loss that came down to the final seconds.

□ He completed his first 21 passes before his first incomplection came late in the 4th quarter, becoming the first FBS player to start a game with 21 consecutive completions since MTSU's Brent Stockwell completed 22 straight vs. Alabama A&M in 2016. He finished the game 21-of-25, his 84 percent completion percentage breaking the USF program game record of 82.8 percent (24-29) set by Quinton Flowers at Memphis in 2016.

□ He totaled 316 yards and four TD (three passing, one rushing) while not committing a turnover and posting a pass efficiency rating of 204.2. He led scoring drives of 68, 90, 47, 65, 79, 35 and 51 yards in a game with a 30 degree temperature at kickoff and without the team's leading receiver.

OFFENSE NOTABLES

WR • #38 SEAN ATKINS • 5-10 • 172 • GR. - LEADING RECEIVER - 16 CATCHES/142 YARDS

- Leads USF with 16 catches for 142 yards. He had 29 career catches in four seasons entering 2023.
- Led USF for third straight week with six catches for 42 yards vs. Alabama. Was co-captain of game.
- Led USF with five catches (57 yards) in 2023 home opener vs. FAMU (9.9), and had his first career pass attempt go for a 39-yard completion on a hook-and-ladder play.
- Led USF with five catches (43 yards) in 2023 season-opener at WKU (9.2).
- Saw action in 11 games and made two starts in 2022, ranking third on the team with 19 catches for 238 yards and second with three TD.
- First career 100-yard game with a career-best nine catches for 115 yards and TD at Tulsa (11.18.22).
- Caught a two-yard TD pass vs. UCF (11.26.22).

WR • #12 JADEN ALEXIS • 6-0 • 186 • SO.

- A transfer wide receiver from Texas who returns to his home state of Florida with three seasons of eligibility remaining.
- Played in one game at Texas as knee injuries ended two seasons.
- Ran track and holds personal-bests of 10.75 seconds in the 100-meter dash and 22.27 seconds in the 200-meter dash.

WR • #1 KHAFRE BROWN • 6-0 • 195 • SR.

- Caught TD in second straight game, tallying three catches for 14 yards and one TD against FAMU (9.9).
- Recorded three catches for 95 yards and 1 TD (which went for 84 yards) in season opener at WKU (9.2).
- Came to USF in 2022 after two seasons at North Carolina: 18 games and making 16 receptions for 412 yards.
- Saw action in nine games in 2022, making four starts and caught four passes for 61 yards.

WR • #6 MICHAEL BROWN-STEPHENS • 6-0 • 186 • GR.

- Transfer wide receiver from Minnesota, started 21 games for the Gophers and made 45 receptions for 730 yards.
- Earned his bachelor of science degree in business and marketing education from Minnesota in spring of 2023.
- The nephew of artist John Legend, who attended the Bulls first home game of 2023 (vs. FAMU) for Michael's birthday.

WR • #7 NAIEM SIMMONS • 5-10 • 182 • JR.

- Recorded three catches for 59 yards and one TD against FAMU (9.9).
- An all-NEC transfer from FCS Wagner University, made 72 receptions for 1,067 yards and seven TD in two seasons.
- Led Wagner with 50 catches for 796 yards (72.36 ypg) and six TD in 2022.
- Has never eaten red meat (beef or pork) in his entire life.

TE • #87 GUNNAR GREENWALD • 6-4 • 240 • JR.

- Saw action in eight games in 2022, making one start and catching four passes for 37 yards and was a strong edge blocker.
- A USF Athletics Honor Roll recipient and a surfer.

TE • #0 JAYSON LITTLEJOHN • 6-4 • 248 • SR.

- Caught first TD of season, catching three passes for 16 yards in home opener against FAMU (9.9).
- A junior college transfer (College of the Sequoias) who posted 43 receptions for 467 yards.
- Saw action in 10 games in 2022 and made two catches for 34 yards and two TD on the year.
- Posted his first catch at USF with a 17-yard TD grab vs. SMU (11/12/22).

TE • #18 WESTON WOLFF • 6-4 • 240 • JR.

- A transfer tight end from Maryland who appeared in four games over two seasons for the Terps.
- Talled 147 receptions for 1,822 yards and 16 TD at Venice High School (Fla.).

LEGEND HAS IT

American singer, songwriter, pianist, record producer and actor John Legend is the uncle of wide receiver Michael Brown-Stephens and attended the Bulls 2023 season-opening win over FAMU in honor of his nephew's birthday, which the 23-year old celebrated on Sept. 9, the day of the game.



OFFENSIVE NOTES

PLAY FAST

- USF leads the AAC with 250 plays run through three games, that is 27 more than the next closest team, SMU with 223.
- In contrast, Rice has run 193 plays on the year.

STARTING QUARTERBACKS

- The Bulls have had NINE different starting quarterbacks in the five years since the graduation of standout Quinton Flowers who led the Bulls to 30 wins in three years.
- For the three previous seasons, USF started three different quarterbacks during the season, last year starting Gerry Bohanon (7), Katravis Marsh (3) and Byrum Brown (2).
- 2018: Blake Barnett (10 starts), Chris Oladokun (3)
- 2019: Jordan McCloud (10), Barnett (3)
- 2020: McCloud (7), Noah Johnson (1), Katravis Marsh (1)
- 2021: Timmy McClain (9), Cade Fortin (2), Marsh (1)
- 2022: Gerry Bohanon (7), Marsh (3), Byrum Brown (2)
- 2023: Byrum Brown (3)

ATKINS MAKING 38 GREAT

- A former walk-on wide receiver that entered the 2022 season with 11 career catches for 99 yards and no touchdowns, 5 ft. 10 in. Sean Atkins has stepped up for the Bulls in a big way. When he and other players earned the right to switch numbers Atkins said "It is the number they assigned me, I'm going to make it my own" and stayed with 38.
- Threw his first career pass attempt and completion on a hook-and-ladder that went for 39-yards and got the Bulls into the redzone against FAMU (9.9). Atkins had attempted one prior pass, (at UF 9.17.22) but it was on a two-point conversion attempt, thus not counted towards official passing stats. The pass was completed from Atkins to WR Xavier Weaver for a successful two-point conversion).
 - Atkins led the Bulls with five catches at WKU (9.2), tallying 43 yards.
 - Atkins posted career highs of nine catches for 115 yards with an 18-yard TD catch from Byrum Brown at Tulsa (11.18.22). His nine receptions tied for ninth on USF's game receptions chart and were the most by a USF player since Bryce Miller posted 11 vs. UCF in 2020.
 - Atkins caught passes in seven games in 2022, including the last four straight, and totaled career-bests of 19 receptions for 238 yards and three touchdowns on the year, to rank third on the team in all three categories in 2022.

USF TOP 10 RUSHING GAMES

RANK	YARDS	OPPONENT	DATE
1.	421	VS. TEMPLE	10/23/21
2.	416	AT MEMPHIS	11/12/16
3.	412	VS. NAVY	10/28/16
4.	390	AT ECU	9/30/17
5.	378	AT TULANE	10/21/17
6.	377	VS. FAMU	9/10/05
7.	376	VS. ILLINOIS	9/15/17
8.	374	AT WESTERN KENTUCKY	9/2/23
8.	373	VS. UTEP	9/24/11
9.	369	VS. SYRACUSE	10/27/12
10.	367	VS. ARMY	10/16/04

DEFENSE NOTABLES

LB • #8 DJ GORDON IV • 6-2 • 220 • SR. - 2ND IN TACKLES (19/6.3 TPG)

- Tied for team lead with five tackles in 2023 opener at WKU and led the team with 7 tackles vs. FAMU (9.9)
- Saw action in 11 games and made nine starts in 2022, his first at USF.
- Second on the team the team with 67 tackles (40 solo) and third with 6.5 tackles for loss in 2022.
- Had a season-best 11 tackles and one tackle for loss at ECU (10/1).
- Native of Plant City (40 minutes from campus), - rode horses, hunted, fished and ate gator & possum.
- Transfer from Minnesota who saw action in 22 games for the Gophers - four in Big Ten as true freshman.

LB • #55 ANDREW MATA'ABA • 6-3 • 225 • GR.

- A senior linebacker transfer from Utah who played in 38 games for the Utes over five years in Salt Lake City.
- Appeared in 13 games in 2022 for Utah, made first career start vs. San Diego State and had eight tackles on the year.
- Cousin Hercules Mata'aba was the 2017 Associated Press Defensive Player of the Year and a consensus All-American for Washington State and went on to play for the NFL's Minnesota Vikings.

LB • #17 JHALYN SHULER • 6-3 • 220 • SR. - LEADING TACKLER (21/7.0 TPG)

- For second straight week, set his career-best in tackles, posting 11 to lead the team vs. Alabama (9.16).
- Posted a career-best six total tackles (two solo) against FAMU (9.9).
- Saw action in 10 games in 2022 and made eight tackles on the year.
- Posted 88 tackles, 11 tackles for a loss, one sack and two interceptions in two seasons at Coffeyville CC.
- Named first-team Class 2A All-State in 2019 and helped Abbeville HS to three Class 2A state championships.

LB • #19 JAMIE PETTWAY • 6-2 • 235 • SR.

- A transfer from FAU who posted 51 tackles for the Owls in 2022 after transferring from Missouri (played in nine games).
- Played for current Bulls defensive coordinator Todd Orlando at FAU.
- Posted a career-best 11 tackles vs. Western Kentucky at FAU in 2022.
- Was a four-star prospect by 247Sports, the No. 25 inside linebacker in the nation coming out of HS.

CB • #2 BRAXTON CLARK • 6-4 • 204 • GR.

- Transfer from Nebraska where he played in 34 games over four seasons and posted 22 tackles and one INT.
- Played in six games at Nebraska in 2022, seeing action on both defense and special teams...posted five tackles
- A standout cornerback for Dr. Phillips High School in Orlando, which won the 2017 Florida Class 7A state title.

CB • #0 DAQUAN EVANS • 5-11 • 190 • GR. - LEADS TEAM IN TFL (8) & SACKS (3), 3RD TACKLES ★ 1ST IN FBS IN TACKLES FOR LOSS (2.66/GAME), NO. 12 IN SACKS (1.0)

- Named **AAC DEFENSIVE PLAYER OF THE WEEK** after posting career-bests with eight tackles, four tackles for loss (18 yards) and three sacks to go with a QB hurry and a PBU vs. Alabama (9.16).
- Has at least 2 TFL in every game this season.
- Tied for team lead with five tackles in 2023 opener at WKU
- Missed all our most of eight games in 2022 with a groin injury.
- Tied for fourth on team with 59 tackles in 2021, added 2.5 TFL and one FR. • Led team with eight tackles at BYU (2021).
- Led team with three INT in 2020, all in three straight games, with returns of 56-yards, 31 & 51 (TD) = 138. 2nd all-time in USF single-season history. • Had a 51-yard pick-six at Memphis in 2020.
- Nickname is "Dae Dae".

CB • #9 AAMARIS BROWN • 5-10 • 195 • SR.

- 2023 Athlon Preseason All-AAC Fourth Team; 2022 All-AAC Fourth Team by Phil Steele.
- 11 starts in 2022, led the team with two interceptions: at No. 24 Cincinnati and at No. 18 Florida.
- Tampa Bay native that played at Armwood HS; Transfer from Kansas State (13 games, 15 tackles and a recovered fumble).
- An All-State and All-Tampa Bay honoree helping lead team to 2018 state championship game.

S • #37 LOGAN BERRYHILL • 6-4 • 196 • GR.

- Recorded his first and second career interceptions in a 38-24 win against FAMU (9.9), the first coming in the first quarter on a deep throw over the middle, one play after being called for pass interference and the second coming with 2:08 left to play in the fourth quarter, sealing the win for USF.
- Saw action in nine games in 2022, rotating between playing safety and wide receiver during the season and made three tackles.
- As a HS senior, totaled 33 receptions for 508 yards and seven TD, 2018 GHSA 1-7A All-Region first team.

S • #21 JAELEN STOKES • 6-1 • 190 • JR.

- Recorded a career-best 8 tackles and a sack, his second straight game with a sack, against Alabama (9.16).
- Recorded his first career interception in the first quarter on a short throw over the middle, one play after sacking the FAMU quarterback and nearly causing a fumble that was later reversed on replay, (9.9).
- Tied for the team lead with five tackles in 2023 season opener at WKU (9.2).
- Saw action in five games in 2022, his first on the field, made seven tackles and added one sack on the year.

S • #1 MATTHEW HILL • 6-1 • 192 • GR.

- Played in 11 games (seven starts) in 2022, 30 tackles on year; finished sixth with 50 tackles in 2021.
- Led team with 11 tackles at SMU (10.2.21)
- Had an INT and 27-yard return at NC State (2021) in his first game as a safety.
- Transferred to USF from Auburn, where he was a wide receiver and recorded eight receptions as a sophomore (2019) before converting to safety in 2020.

DEFENSIVE NOTES

DEFENSE REBOOT

New Defensive Coordinator Todd Orlando and Defensive Line Coach Kevin Patrick (a member of USF's first coaching staff now in his third stint at USF) will help lead a group looking to turnaround a USF defense ranked 130th nationally in scoring and 131st (last) in total defense last year giving up 41.17 ppg and 516 ypg. Orlando has 18 years of experience as a defensive coordinator and recently led successful defenses at Texas and Houston. Patrick was an All-American defensive lineman at Miami and led the Bulls out of the tunnel in the program's very first game, played at the old Tampa Stadium in 1997.

■ USF has not ranked above 71st in total defense or 75th in scoring defense since the 2017 season when the Bulls went 10-2 and ranked 37th in total (359.8 ypg) and 41st in scoring (23.5). The Bulls' average rank in the proceeding five years has been 104th in total defense and 107th in scoring defense.

CHENEY ANCHORS D-LINE REBUILD

A transfer from Minnesota, defensive tackle Rashad Cheney appeared in six games in 2022 for the Bulls before an ankle injury suffered at Cincinnati ended his season. He had three stops in the season opener vs. BYU, a season-high six vs. Howard, and three tackles and 2.5 tackles for loss vs. ECU. The former four-star recruit led Cedar Grove High School to a 14-1 record and state title while posting 45 tackles for loss in his senior year. Returners Jason Vaughn (team high five sacks), Tramel Logan and Jonathan Ross also played significant snaps in 2022. The Bulls will look to five transfers to have a significant impact on the D-line in 2023, including defensive tackles Bernard Gooden (Wake Forest), Immanuel Hickman (ECU) and Doug Blue-Eli (TCU) and defensive ends DJ Harris (Texas) and Lloyd Summerall (Florida).

BE WHO YOU SAY YOU ARE

USF's new mantra under first-year Head Coach Alex Golesh. Golesh is process driven, focusing the Bulls not on wins but on performing every process on the way to winning at an "elite" level. That includes eating and sleeping properly, punctuality, team interactions, class room success, community engagement and much more. USF has established a Big Brother program internally as returning veterans adopt newcomers and take responsibility for their integration and understanding of the team culture and expectations.

PRESEASON All-AAC: Athlon sports named five Bulls to its preseason All-AAC teams.

■ Offensive tackle **Donovan Jennings** earned second-team offense recognition for the second-straight year as he returns from an injury that ended his 2022 campaign after four games. The sixth-year senior earned Athlon All-Conference honors in 2021 and has blocked for two 1,000-yard rushers while starting 35 games on his career to date.

■ Linebacker **DJ Gordon** was named to the third-team defense after starting nine games in 2022 and finishing second on the team with 67 tackles and third with 6.5 tackles for loss. He had a season-best 11 tackles and a tackle for loss vs. ECU last season.

■ Florida transfer running back **Nay'Quan Wright** was named to the fourth-team offense. He comes to USF after earning his degree at Florida and running for 753 yards and five touchdowns while catching 35 passes for 415 yards and a touchdown for the Gators.

■ Returning defensive end **Jason Vaughn** and defensive back **Aamaris Brown** earned fourth-team defense recognition. Vaughn is coming off a break-out year in which he led the team with 8.5 tackles for loss and five sacks while posting 35 tackles (second among defensive linemen). Brown made a big impact in his first season with the Bulls in 2022, earning All-AAC fourth-team honors from Phil Steele after starting 11 games and leading the team with two interceptions and five pass break-ups while posting 27 tackles.

DEFENSE NOTABLES

DE • #11 D.J. HARRIS • 6-2 • 240 • JR.

- Recovered fumble on muffed punt against Alabama (9.16). • Also recovered a fumble vs. FAMU (9.9)
- Transferred to USF from Texas in the Spring of 2023 and played in three games at Texas as a linebacker.
- A two-time all-state and all-district honoree at New Caney HS (Texas).

DE • #5 TRAMEL LOGAN • 6-4 • 247 • SR.

- Played in 12 games and made nine starts in 2022, leading Bulls defensive linemen with 37 tackles and added 5.5 TFL.
- Has played in 33 games for the Bulls, including nine as a true-freshman in 2020.
- At Booker T. Washington High School in Miami, helped his team go 13-2 and win the Class 4A state championship.

DE • #99 LLOYD SUMMERALL • 6-5 • 242 • SR.

- A transfer from Florida, saw action in 28 games over four seasons and recorded 15 tackles, three tackles for loss.
- Led Lakeland HS to the FHSAA Class 7A State Championship.
- A four-star recruit, had offers from Florida, Alabama, Florida State, Georgia, LSU, Miami, and Ohio State, among others.

DE • #40 JASON VAUGHN • 6-5 • 246 • GR.

- Recorded one sack against Alabama (9.16).
- Led USF with five sacks in 2022 to go with 8.5 TFL (2nd) and 35 tackles.
- Finished tied for ninth in the AAC in sacks (0.45 spg)
- Led USF with three sacks vs. Tulane (10.15.22), the most for a Bull since Deadrin Senat in 2017 vs. Texas Tech.
- Played 11 games as a true freshman.
- Totaled 0.5 sacks and five TFL in 31 games entering the 2022 season.

DE • #4 JONATHAN ROSS • 6-3 • 246 • SR.

- Posted a career-best five total tackles, 2.5 tackles for a loss, and one sack (tied career high) against FAMU (9.9).
- Played in 10 games in 2022, recorded nine tackles, 3.0 tackles for loss, two sacks and a quarterback hurry.
- Played two seasons at Bowie State (2020-21), posted 125 tackles, 40.5 tackles for loss and 15 sacks in his career there.
- Attended St. Charles High School in Maryland and earned All-Conference First Team.

DT • #90 RASHAD CHENEY • 6-2 • 285 • SR. - LEADS DEFENSIVE LINEMAN WITH 9 TACKLES

- Transferred to USF in the spring semester of 2022 after three seasons at Minnesota.
- Started six games in 2022 before an ankle injury suffered in the Cincinnati (10/8) game ended his season.
- As a senior in HS, led Cedar Grove High School (Ga.) to a 14-1 record and a state championship.

DT • #13 DOUG BLUE-ELI • 6-2 • 320 • JR.

- Transfer from TCU after earning NJCAA All-America honors playing one season at Monroe CC.
- Played in four games in 2022 as TCU won the Big 12 and earned a berth in the College Football Playoff.

DT • #3 BERNARD GOODEN • 6-1 • 265 • JR.

- Transfer from Wake Forest who played in 12 games for the Demon Deacons in 2022 and had seven tackles.
- Compiled 95 tackles, 30 sacks, 18 tackles for loss and 28 quarterback pressures over the course of his HS career.

DT • #6 IMMANUEL HICKMAN • 6-3 • 296 • SR.

- Transfer from ECU, where he spent four seasons and saw action in 31 games with 16 career starts.
- Had 24 tackles for ECU last year and led ECU with eight TFL and four sacks in 2021 as a defensive end.
- Put on more than 50 pounds at USF to move from a DE to a DT.
- Father is a preacher.

The Fowler Ave Collective — the third-party organization that supports USF student-athletes through name, image and likeness (NIL) initiatives — is transforming its ambitious, creative plans into reality.

■ The collective has hired a pair of familiar names — development director Larry Antonucci, a former longtime USF assistant athletic director and director of football operations, and fan engagement director Will Turner, a well-connected and respected reporter who most recently served as publisher of the Bulls247 web site — while taking additional steps to assure professionalism, accountability and transparency.

■ Corey Staniscia, the collective's co-founder and chairman, announced a financial advisory committee that includes former USF football players Jay Mize and Andrew Ketchel, along with prominent boosters Suzanne Ward, David Goldstein and Marc Ostroff. The committee will help the collective with financial oversight and goal-setting.

■ By 2024, the collective has set a goal of reaching 1,000 members who pay monthly dues or pledges, and reaching a total annual contribution of \$3.5-million. USF student-athletes who choose to affiliate themselves with the collective are paid for appearing at events and interactions with members at fan-access or meet-and-greet initiatives, both in-person and digitally. Collective members can also receive exclusive merchandise and memorabilia, and there are also plans to establish member events at tailgates and USF road games.



DEFENSIVE NOTES

NOTABLE NATIONAL RANKINGS

- Tackles for Loss - 13th (8.3); Turnovers Gained - 25th (6)
- Logan Berryhill - Passes Defended - 23rd (1.3); Interceptions - 8th (2)
- Daquan Evans - Tackles for Loss/Game - 1st (2.6)
- Sacks - 12th (1.0)

DEFENSE RISING

- USF's new defense under coordinator Todd Orlando featured six new starters and six transfers in its debut at WKU.
- It forced six three-and-outs on 14 WKU possessions, including three in a row late in the second half as USF rallied.
 - Against FAMU the Bulls grabbed five turnovers, the most since 2019, including three interceptions, the most since 2020, and added 12.0 tackles for loss, the most since 2019.
 - vs. Alabama posted 5 sacks, the most since 2019.

TURNING OVER A NEW LEAF

- USF's defense collected five turnovers in their home opening win against FAMU (9.9).
- It marked USF's most turnovers forced in a game since getting 8 vs. SC State on 9/14/19.
 - The secondary duo of DB Jaelen Stokes and S Logan Berryhill forced three interceptions (Berryhill 2 ; Stokes 1). The Bulls three interceptions in the game were their most since getting three vs. Cincinnati on 10/3/20
 - The front duo of LB Jhalyn Shuler and LB Jamie Pettway each forced a fumble that was recovered by USF.

CREATING PRESSURE

- USF has totaled 25 tackles for loss by 14 different players and nine sacks by six different players through three games to rank No. 13 nationally in TFL and No. 27 in sacks.
- USF posted 62 TFL and 14 sacks total in 2023 to rank 89th and 129, respectively, in the FBS. In fact, the Bulls TFL/sack totals the last three seasons were the lowest in the history of the program. 2022: 62/14; 2021 42/9; 2020: 42/7
 - USF has already equaled or surpassed its sack totals from 2020 & 2021 and no team season sack leader has posted more than five since Bruce Hector (7) in 2017.
 - USF logged three sacks and 12.0 tackles for loss while allowing FAMU just 19 yards rushing in the home-opening win (9.9). It was the Bulls most sacks since posting 4 vs. Tulane in 2022 and most tackles for loss since posting 13.0 vs. BYU on 10/12/2019.
 - The Bulls posted five sacks and 8.0 tackles for loss while holding Alabama to 310 yards, its fewest since playing at

BULLS IN THE NFL

USF has 9 former Bulls on 2023 NFL rosters as of Sept. 9

Player (Pos.) _____ Team (Yrs with Team)

ACTIVE

- D'Ernest Johnson (RB) ___ Jacksonville Jaguars (2023)
 Marquez Valdes-Scantling (WR) ___ Chiefs (2022-23)
 Mitchell Wilcox (TE) ___ Cincinnati Bengals (2020-23)
- #### Injured /Practice Squad
- Demontrey Jacobs (OL) ___ Denver Broncos (2023)
 Marlon Mack (RB) ___ Arizona Cardinals (2023)
 Austin Reiter (OL) ___ Chiefs (2022-23)

CFL

- Terrell McClain (DT) _____ Calgary
 Deatrick Nichols (CB) _____ Winnipeg
 Tre Dukes (WR) _____ Calgary

SPECIAL TEAMS NOTABLES

NOTABLE NATIONAL RANKINGS

- Net Punting - 7th (45.06); Punt Return Defense - 6th (-1.00)
- Andrew Stokes - Punting - 19th (44.9);

P • #36 ANDREW STOKES • 6-5 • 232 • RSJR

- Averaged 41.4 yards on five punts at WKU (9.2.), included three inside the 20.
- Averaged 48.3 yards on six punts at WKU (9.2.), a career best that included three inside the 20 and two 50+ yard punts.
- Saw action in six games in 2022 as he split action at punter in part due to injuries during the season and punted 16 times for 661 yards and a team-best 41.3 yards per punt average.
- 39.0 overage on 56 punts in 2021.
- A 29-year old from Perth, Australia.
- Punted in the first ever football game he saw in person in the Bulls 2021 season-opener at NC State and averaged 45.1 ypp on eight attempts with a 66-yard long.
- Comes from ProKick in Australia, the same program that sent punter Trent Schneider to USF. Schneider graduated last year holding nearly every USF punting record.
- Played Australian rules football for seven seasons, playing for the Railways in the Great Northern Football League before getting picked up by East Fremantle of the WA Football League.
- Moved across the Australian continent from Perth in the west to Melbourne to train for a year at ProKick with former Indiana punter Tyson Beattie (2003-06).
- A warehouse worker prior to pursuing his punting career.

K • #39 JOHN CANNON • 5-9 • 176 • RSSO

- Yet to miss a kick in his career after knocking down a career-long 44-yard FG in only attempt vs. Alabama (9.16).
- Made all six kicks he attempted in USF's home opener against FAMU (9.9), going five-for-five on XP's and knocking down his only field goal attempt on the night from 37-yards out.
- Made his first career field goal in the 2023 season-opener at WKU, a 37-yarder in the second quarter, went 3-of-3 on PAT.
- A preferred walk-on who signed with the Bulls in February of 2021, was rated a four-star recruit by Chris Sailer Kicking.
- First-team Class 2A all-state selection, made 12-of-13 field goals his senior year at Tru Prep and prior to that, made 16 of 20 field goal attempts and 137 of 149 PAT in his career at University HS, scoring 176 points.

K • #41 BRENDAN FARRELL • 6-0 • 215 • RSJR

- Handled kickoff duties all three games of 2023 season thus far.
- Transferred to USF from Virginia in the Spring of 2023, played in 19 games for the Cavaliers and went 15-of-21 on field goals and led UVA in scoring in 2021 with 67 points (11-of-13 on field goals).
- In 2022 at UVA, saw action in 10 games...went four-of-eight on field goals with a 42-yard long.
- Two-time Dekalb County Kicker of the Year (2017 and 2018), was an all-state kicker by the Atlanta Journal Constitution and the Georgia Athletics Association, set school records with 65 kickoff for touchbacks on 70 attempts and went 11-of-17 on field goals as senior, a long of 49 yards.

SEASON HONORS

PRESEASON AII-AAC HONORS

- Donovan Jennings (LT):** Athlon: 2nd Team
- Nay'Quan Wright (RB):** Athlon: 4th Team
- Jason Vaughn (DE):** Athlon: 4th Team
- Aamaris Brown (CB):** Athlon: 4th Team

EAST-WEST SHRINE GAME 1,000

- Gerry Bohanon
- Donovan Jennings

AAC PLAYERS OF THE WEEK

Week 3 : DEF: Daquan Evans, 8 tckl, 4 TFL, 3 sacks vs. Alabama

AAC HONOR ROLL

Week 2: Byron Brown (5 TD responsible for)

GAME CAPTAINS

- Week 1 (WKU):** B. Brown, Greenwald, Lofton, Cheney,
- Week 2 (FAMU):** B. Brown, Tramel, J. Stokes, A. Stokes
- Week 3 (ALA):** S. Atkins, M. Lofton, D. Evans, C. Townsend
- Week 4 (Rice):** --
- Week 5 (Navy):** --
- Week 6 (UAB):** --
- Week 7 (FAU):** --
- Week 8 (UConn):** --
- Week 9 (Memphis):** --
- Week 10 (Temple):** --
- Week 11 (UTSA):** --
- Week 12 (Char):** --



BULLS HOST VICTORY DAY

The USF coaches and players hosted "Victory Day" at the team's new Indoor Performance Facility at the completion of the 2023 fall camp on Sun, Aug. 20. The Bulls welcomed 40 Special Olympics athletes for football events with the team.

- Each participating athlete ran a play and scored a touchdown with the team.
- Six football stations with players consisting of uniform try ons, and drills.
- The entire USF Football team was present for the two-hour event that also featured USF band, cheerleaders & Rocky cheering for athletes as they participated and scored TD's.
- First year for the event brought to USF by Head Coach Alex Golesh, who previously participated in a similar event during his time at Iowa State.



USF ATHLETICS EXTENDS PROGRAM RECORD TO 17 STRAIGHT SEMESTERS WITH A DEPARTMENT TERM GPA OVER 3.0

University of South Florida student-athletes extended USF Athletics' record streak of department grade-point averages over 3.0 to 17 consecutive semesters and more than eight years (since the spring of 2015) after the recently completed 2023 spring term.

■ 2023 Spring Academic Success USF saw 263 student-athletes earn Athletics Honor Roll recognition following the spring semester and 15 of 17 programs post a semester GPA over 3.0, as USF Athletics' overall GPA for nearly 500 student-athletes for the spring term checked in at 3.13.

■ USF also saw 15 of 17 programs maintain a cumulative GPA of 3.0 or better and the cumulative GPA for Athletics held firm at 3.18.

■ Over 67 percent of USF student-athletes earned a 3.0 cumulative GPA or higher following the 2023 spring term, while 148 had over a 3.5 and 11 maintained a 4.0.

ACADEMIC SUCCESS
17 STRAIGHT
 SEMESTERS OF 3.0+ DEPARTMENT GPA

263 ATHLETICS HONOR ROLL RECIPIENTS
(154 MEN'S AND 109 WOMEN'S)

15/17 PROGRAMS WITH A CUMULATIVE GPA OF 3.0+

148 STUDENT-ATHLETES WITH 3.0+ CUMULATIVE GPA

63 GRADUATES IN 2023
(111 & 107 SPECIAL OLYMPICS)

• HONOR'S-UP



CHAMPA BAY!

The Bay area has staked a claim as the epicenter of championship sports teams in recent years. Home to four professional sports organizations, including the MLB Rays, NHL Lightning, NFL Buccaneers and USL Rowdies. All have had outstanding championship seasons in the last three years, making celebratory boat parades on the Hillsborough River in downtown Tampa a common occurrence.

■ Since 2020, the Bay Area has claimed a **Super Bowl Champion**, two **Stanley Cups**, an **American League Pennant** and a **USL Conference Championship**.

■ The **Tampa Bay Lightning** repeated as Stanley Cup champions in 2021, downing the Montreal Canadiens (4-1) in the Stanley Cup Finals. The Lightning also won the Cup in 2020 and back in 2004. They reached the Stanley Cup finals in three straight years: 2020, 2021 and 2022.

■ The **Tampa Bay Buccaneers** acquired sure Hall of Fame players Tom Brady and Rob Gronkowski prior to the 2020 season and went on to down the Kansas City Chiefs (31-9) to win Super Bowl 55 in Raymond James Stadium. The Buccaneers became the first team in NFL history to play in and win a Super Bowl that was held at its home stadium. The Bucs also won a Super Bowl in 2002.

■ The **Tampa Bay Rays** posted 100 wins and had the best record in the American League. They won pennant and reached the 2020 World Series, falling to the Los Angeles Dodgers in six games. The Rays also reached the 2008 World Series. The Rays established ace is former USF pitcher Shane McClellan.

■ The **Tampa Bay Rowdies** soccer team won its conference and reached the USL Championship final in 2020 and again in 2021.



USF FOOTBALL'S HECTOR AND SAILS PLAY FOR INAUGURAL XFL CHAMPIONSHIP

Former South Florida football program standouts and Tampa natives Bruce Hector (2013-17) and KJ Sails (2019-20) squared off on opposite sides of the ball in the inaugural XFL Championship game at the Alamodome in San Antonio, Texas. The game that pitted the Arlington Renegades vs. DC Defenders with Hector's Renegades raising the Championship Trophy.



THE USF FOOTBALL PROGRAM

■ The Bulls have had six head coaches in 27 seasons.

■ USF was ranked for a program record 20 straight weeks (2016-2017) has spent 48 weeks in the Top 25.

■ The Bulls reached as high as the No. 2 ranking in 2007, becoming the fastest program to go from inception to a top 10 ranking in FBS history.

■ USF has played in 10 bowl games and won six.

■ USF has claimed victories in Tampa over Louisville, West Virginia, Georgia Tech, Pittsburgh, Kansas and North Carolina among others.

■ USF has claimed road or neutral site wins over Florida State, Auburn, Clemson, Notre Dame, Miami, Louisville, NC State, West Virginia and TCU among others.

■ USF has had 31 first-team All-Conference selections, including 1 Offensive Player of the Year, 1 Defensive Player of the Year, 2 Special Teams Players of the Year and 1 Rookie of the Year.

■ USF has had six players selected a first-team All-American a total of seven times.

■ 15 USF players have been part of 20 Super Bowl teams, 11 part of a Super Bowl Champion, including in 2022 as Bay area products Austin Reiter (Chiefs) and Marquez Valdes-Scantling (Chiefs) won Super Bowl LVII.



RAYMOND JAMES STADIUM: HOME OF BULLS, BUCS & SUPER BOWLS

TOP USF SEASON AVERAGE ATTENDANCE

RANK	AVERAGE	YEAR	GAMES	ATTENDANCE
1.	53,170	2007	6	319,019
2.	52,553	2009	6	315,319

TOP USF GAME CROWDS

RANK	ATTENDANCE	OPPONENT	DATE	WINNER	SCORE
1.	69,383	Florida St.	9/29/2012	FSU	L, 30-17
2.	67,012	West Virginia	9/28/2007	USF	W, 21-13
3.	66,469	Miami	11/28/2009	UM	L, 31-10
4.	65,948	UCF	10/13/2007	USF	W, 64-12
5.	63,976	Cincinnati	10/15/2009	UC	L, 34-17

■ USF is one of the few college programs that play in an NFL stadium, opened on Sept. 20, 1998.

■ Raymond James Stadium is home to the NFL's Tampa Bay Buccaneers and has hosted three Super Bowls: Super Bowl XXXV in 2001 (Ravens and Giants) and Super Bowl XLIII in 2009 (Steelers and Cardinals) and Super Bowl LV in 2021 (Chiefs and Buccaneers). The stadium also hosted the 2017 CFP National Championship Game won by Clemson over Alabama.



WELCOME TO THE SUNCOAST NOTING TAMPA & THE BAY AREA

■ The greater Tampa Bay area has a population of more than 4 million and is one of the fastest growing areas in the country. It is the **13th largest TV market** in the United States with 2.03 million TV households.

■ Tampa ranks as fifth-most popular American city according to a Pew Research Center study.

■ Tampa ranked as the 5th best outdoor city by Forbes. The area's average highs range 70 to 90 °F year round, and lows 52 to 76 °F.

■ Nicknames: Cigar City & The Big Guava

■ Tampa is near 18 beaches. In 2020, Trip Advisor rated Siesta Key the No. 1 Beach in America followed closely by St. Petersburg Beach (No. 2) and Clearwater Beach (No. 5).


INDOOR PERFORMANCE FACILITY



FOOTBALL LOCKER ROOM



WEIGHT ROOM



ON-CAMPUS STADIUM
 BOARD OF GOVERNORS APPROVED

"We cannot thank Tampa General Hospital enough for their generous support. This \$25 million gift is the largest-ever gift to South Florida Athletics and will help us build a world-class training facility for our athletes as part of our on-campus stadium project.

In addition, this unique partnership will provide our athletes and the Tampa Bay community with unparalleled behavioral health and wellness services in this state-of-the-art facility. We are grateful to TGH for believing in our vision for the future of South Florida Athletics and for playing an instrumental role in helping us build what will be one of the finest athletics districts in all of college sports."

MICHAEL KELLY
 VICE PRESIDENT FOR ATHLETICS

team's leading receiver.

KELLY UNVEILS VISION FOR ATHLETIC DISTRICT EXPANSION

Vice President of Athletics Michael Kelly announced the university's vision and commitment to continuing to provide an unparalleled student-athlete and unique fan experiences outlined in a Facilities Master Plan that includes additions and enhancements of facilities for all varsity athletic sports programs.

The vision for the future development of the USF Athletics district includes facility investments that have already been achieved in the last year, conceptual plans for many facilities currently in development, and highlights future initiatives in the beginning planning stages that will continue to evolve.

■ Many facility enhancements that are part of the plan have already been achieved in the last year or are nearing completion within the next year. These include a \$22-million Indoor Performance Facility opened in spring of 2023; a \$3-million football locker room and office renovation completed in summer 2022, a \$2-million television broadcast facility completed in 2020, a \$1-million resurfacing of the running surface at the USF Track & Field Stadium, installation of new hydrotherapy pools in the Lee Roy Selmon Center, and \$1.2-million in enhancements to The Corral for USF volleyball that include a new Taraflex floor, bleachers, nutrition bar, videoboard and roof, new field turf installed at the USF Baseball Stadium and overhaul of the USF golf practice facility.

■ New facility additions included in the plan include the addition of a \$340-million, 35,000-seat on-campus football and lacrosse stadium by the 2026 season, a baseball and softball clubhouse, a new tennis facility, and USF Track & Field Stadium additions of a new press box and video board. Plans for the recently announced Beach Volleyball program include building a new facility adjacent to the Yuengling Center and providing renovated coaches' offices and a locker room. Women's lacrosse will utilize a new locker room and coaches' offices in the Lee Roy Selmon Center and will begin play in Corbett Stadium before moving into the on-campus stadium. All athletics facilities are also undergoing a repainting to update the USF brand, with track and soccer facilities completed as of September 2023.

■ Current facilities also slated for enhancement include the Lee Roy Selmon Athletics Center – which will include a complete renovation of the entrance lobby – and Corbett Soccer Stadium.

USF FOOTBALL FACILITY IMPROVEMENTS

LOCKER ROOM & STAFF OFFICES

Entering the 2021 season, USF completed a \$3.3 million upgrade to its current football facilities, including:

- A completely renovated locker room featuring: 120 lockers, state of the art digital lighting and surround sound system, a team lounge with two 86" big screen TVs, video game console, pool table, ping-pong table and furnishings, a nutrition fueling station, new LED graphics and 55" monitors throughout.
- New entry ways, graphics and carpeting throughout the operations area.
- New team room graphics and chairs.
- Renovated coaches offices and staff rooms with new furniture, graphics and carpeting.

INDOOR PERFORMANCE FACILITY

USF completed an 88,000-square foot indoor facility at a cost of approximately \$22 million in 2022. It features a 100-yard turf field, climate control, sound system, branded lobby and observation deck. The Bulls began practicing in the facility on Nov. 9, 2022.

ON CAMPUS STADIUM/FOOTBALL CENTER

The USF Board of Trustees has approved \$340 million to build on on-campus stadium – which will also house a football operations and women's lacrosse operations center – that will serve as a new home for USF football with coaches offices, meeting spaces, weight room, locker room, training and equipment areas and player lounge among the amenities. The stadium, which is slated for a capacity of 35,000, is targeted for completion in 2026.

WHIRLPOOL COLD TUBS

USF renovated its whirlpool and cold tub room with three new high tech pools for rehabilitation and a rebrand of the room in the spring of 2023.

WEIGHT ROOM

In this summer of 2023, USF unveiled a complete overhaul of the weight room in the Lee Roy Selmon Center at a cost of just under \$1 million. The project included all new Sorenex weight racks and equipment, branded weights and lift pads, LED lights and a large screen TV and a complete rebrand of the weight room and nutrition bar.

AMERICA'S FASTEST RISING UNIVERSITY

In June, the University of South Florida accepted an invitation to join the Association of American Universities (AAU) becoming the first public university in Florida to be invited to join the AAU in nearly 40 years and is now one of only two institutions from the State University System of Florida to serve as an AAU member (joining Florida and fellow 2023 invitee Miami). USF is one of the youngest institutions to be welcomed into the AAU. Of the association's now 71 members (which include the likes of Harvard, Yale, MIT, Stanford, Princeton, Florida, UCLA, Ohio State and Michigan), USF is the fifth youngest and one of only six AAU universities to be founded after 1950.

■ USF is currently ranked in its highest position ever by U.S. News & World Report at No. 42 among all public universities. Over the past decade USF has jumped 52 spots and continues to have its sights set on becoming a top 25 public university in America.

■ **UNIVERSITY FACTS:** \$889 million endowment; \$2.34 billion budget; Academic Staff: 14,980; Students: 49,766; Three Campuses: Tampa, St. Petersburg, Sarasota-Manatee = 1,646 acres; Age: 66 years old (1956)



Ranked #42 among Public Institutions & #97 among Public & Private Universities in U.S. News & World Report (2023)

TAMPA CAMPUS

253	10,223,998	1,562
Buildings	Total Sq. Ft.	Acres

ST. PETERSBURG CAMPUS

31	1,497,042	52
Buildings	Total Sq. Ft.	Acres

SARASOTA-MANATEE CAMPUS

10	157,771	32
Buildings	Total Sq. Ft.	Acres

QUOTABLE

"There is incredible commitment and alignment from our university leadership to bringing a high-quality stadium to our campus. The approval by the Board of Trustees should instill great confidence from the USF community that we are going to build a 'home' that we can call our own, will attract the best and brightest and will continue the tremendous elevation of our athletics programs and entire university,"

– **USF Vice President of Athletics Michael Kelly**

"The University of South Florida is investing in our athletics programs in ways we never have before. The construction of an on-campus stadium is a complex endeavor that requires significant financial resources and thorough planning. We are very excited about the progress we are making on this long-awaited project, and we are grateful to our Bulls fans and the surrounding Tampa Bay community for their continued enthusiasm and support,"

– **USF President Rhea Law**



USF JOINS ELITE AAU

Joining the AAU is a tremendous milestone as it formalizes USF's position as a leading research university. Founded in 1956, the university has rapidly evolved into a global powerhouse that transforms lives through education, research and innovation. USF, with campuses in Tampa, St. Petersburg and Sarasota-Manatee, is the first public university in Florida to be invited to join the AAU in nearly 40 years and is now one of only two institutions from the State University System of Florida to serve as an AAU member, joining the University of Florida.

■ USF is one of the youngest institutions to be welcomed into the AAU, a reflection of the university's fast rise. It joins the ranks of prestigious universities, such as Harvard, Yale, MIT, Stanford, Princeton, Florida, UCLA, Ohio State and Michigan. Of the association's now 71 members, USF is the fifth youngest and one of only six AAU universities to be founded after 1950.

USF TOP 50

The University of South Florida is classified as Doctoral Universities: Very High Research Activity by the Carnegie Classification of Institutions of Higher Education.

#18

among U.S. public universities for Social Mobility
U.S. News and World Report (2022)

#22

among employers for women
Forbes America's Top Colleges 2022

#21

out of 100 public and private employers across a wide array of industries and

#2

among higher education institutions
Forbes America's Best Employers by State

#48

for public institutions and jumping **307 SPOTS**

for institutions overall since 2015
Forbes America's Top Colleges 2022

#30

among public U.S. institutions in the World University Ranking
Times Higher Education (THE), 2022

#34

among public U.S. institutions
Academic Ranking of World Universities (ARWU), 2022

#5

among U.S. universities for its sustainable development
Times Higher Education (THE), 2022

TOP 50

among all public institutions
Forbes America's Top Colleges 2022

UNIVERSITY *research and finances*

USF reached **\$405 MILLION IN TOTAL RESEARCH EXPENDITURES** in fiscal year 2020/21
National Science Foundation HERD Survey

11th IN THE NATION among public universities and **25rd WORLDWIDE** among all universities for granted U.S. patents
Intellectual Property Owners Association (IPO), 2022

TOP 15

among public universities for U.S. patents granted for the 10th consecutive year



2023 SQUAD BREAKDOWN

LETTERMEN RETURNING (39)

OFFENSE (16)

Quarterback (2): Gerry Bohanon, Byrum Brown

Running Back (4): Kelley Joiner, Michel Dukes, K'Wan Powell, Yasias Young

O-Line (5): Derrell Bailey, Donovan Jennings, Andrew Kilfoyl, Mike Lofton, Zach Perkins

Tight End (2): Gunnar Greenwald, Jayson Littlejohn

Wide Receiver (3): Sean Atkins, Khafre Brown, Yusuf Terry

DEFENSE (21)

Defensive Line (5): Rashad Cheney, Tramel Logan, Jonathan Ross, De'Juan Sease, Jason Vaughn

Linebacker (5): DJ Gordon, Mac Harris, Brian Norris, CJ Ross, Jhalyn Shuler

Defensive Back (11): Logan Berryhill, Aamaris Brown, Jayden Curry, Daquan Evans, Matthew Hill, Will Jones, Ben Knox, TJ Robinson, T-Mac Simpson, Jaelen Stokes, Chris Townsel

SPECIAL TEAMS (2)

Placekicker: - **Punter:** Andrew Stokes

Long Snapper: Bryce Bernard

LETTERMEN LOST (35)

OFFENSE (20)

Quarterback (1): Katravis Marsh

Running Back (4): Jason Albritton, Brian Battie, Jaren Mangham, Mychal Hamilton

O-Line (5): Joshua Blanchard, Brad Cecil, Dustyn Hall, Demetris Harris, Demontrey Jacobs

Tight End (2): Chris Carter, Chris Motillo

Wide Receiver (8): Sincere Brown, Omarion Dollison, Jimmy Horn, Garrett Reynolds, Dequan Stanley, Xavier Weaver, Latrell Williams, Holden Willis

DEFENSE (12)

Defensive Line (6): Nick Bags, J'Bril Glaze, Darrien Grant,

Jatorian Hansford, Eddie Kelly, Rashawn Yates

Linebacker (3): Dwayne Boyles, Antonio Grier, Davon Hicks

Defensive Back (3): Josh Green, Mekhi LaPointe, Christian Williams

SPECIAL TEAMS (3):

LETTERMEN AT A GLANCE

OFFENSE:	Returning: 16	Lost: 20
DEFENSE:	Returning: 21	Lost: 12
SPECIAL:	Returning: 2	Lost: 3
TOTAL:	Returning: 39	Lost: 35

STARTERS AT A GLANCE

OFFENSE:	Returning: 4	Lost: 8
DEFENSE:	Returning: 8	Lost: 5
SPECIAL:	Returning: 1	Lost: 2
TOTAL:	Returning: 13	Lost: 15

Placekicker: Spencer Shrader **Punter:** Colin McCreary

Long Snapper: Andrew Beardall

STARTERS RETURNING (13)

(Number of 2022 starts)

OFFENSE (4): Gerry Bohanon (QB, 7); Yusuf Terry (WR, 6); Derrell Bailey (RT, 5); Donovan Jennings, LT (4)

DEFENSE (8): Aamaris Brown (CB, 11); DJ Gordon (LB, 9); Tramel Logan (DE, 9); T-Mac Simpson (S, 8); Jason Vaughn (DE, 7); Rashad Cheney (DT, 7); Jayden Curry (S, 7); Will Jones (S, 7)

SPECIAL TEAMS (1): Andrew Stokes (P, 6)

RETURNERS WITH STARTING EXPERIENCE (9)

(Number of career starts)

OFFENSE (5): Kelley Joiner (RB, 11); Sean Atkins (WR, 5); Khafre Brown (WR, 4); Mike Lofton (G, 3); Byrum Brown (QB, 2)

DEFENSE (4): Daquan Evans (CB, 12); TJ Robinson (S, 12); Chris Townsel (S, 5); Mac Harris (LB, 2)


SPECIAL TEAMS (0):

STARTERS LOST (15)

OFFENSE (8): Brad Cecil (C, 12); Demetris Harris (LG, 12); Dustyn Hall (RG, 12); Demontrey Jacobs (RT, 12); Chris Carter (TE, 11); Jimmy Horn (WR, 10); Brian Battie (RB, 9); Xavier Weaver (WR, 9)

DEFENSE (5): Dwayne Boyles (LB, 12); Rashawn Yates, (DT, 10); Christian Williams (CB, 10); Jatorian Hansford (DE, 8); Mekhi LaPointe (S, 6)

SPECIAL TEAMS (2): Spencer Shrader, (K, 12); Colin McCreary (P, 6)



BULLS NATION

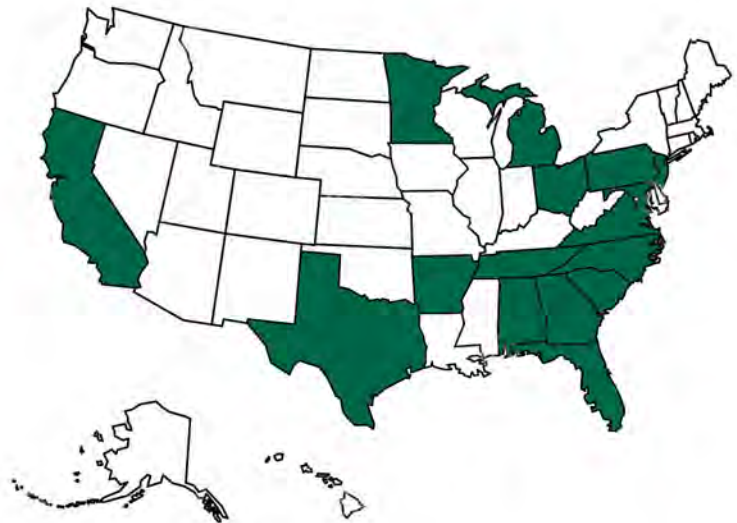
USF PLAYERS HAIL FROM 16 STATES & 2 COUNTRIES

While USF has focused recruiting the state of Florida and particularly the Bay area and its seven surrounding counties, Head Coach Alex Golesh has expanded USF's recruiting reach to 16 states and two countries.

■ 68 of the players on USF's roster hail from the state of Florida. That represents 58 percent of the roster with Georgia (12), Texas (8), California (4) and New Jersey (4) being the next closest states in producing current Bulls.

USF PLAYERS HAIL FROM:

Florida - 68	Alabama - 2	Australia - 1
Georgia - 12	North Carolina - 2	Serbia - 1
Texas - 8	Arkansas - 1	
California - 4	Michigan - 1	
New Jersey - 4	Minnesota - 1	
Maryland - 3	Ohio - 1	
South Carolina - 3	Pennsylvania - 1	
Virginia - 3	Tennessee - 1	



NOTABLES

TEAM:

- Head Coach Alex Golesh recorded his first career victory and became the fifth USF head coach to win their home debut.
- USF snapped a 10-game FAMU winning streak and ended an 11-game losing skid for the Bulls dating to last September.
- **First starts for USF in Game 1:** 13 total first time USF starters - 8 first-year transfers, 13 transfers overall started Game 1
- **OFF (6):** 6 WR Naiem Simmons, 18 TE Weston Wolff, 70 RT RJ Perry, 51 RG Zane Herring, 75 LG Andrew Kilfoyl, 5 RB Nay'Quan Wright; **TRANSFERS:** 5 of those were first-year transfers and USF started 7 transfers overall.
- **DEF (7):** 99 DE Lloyd Summerall, 13 DT Doug Blue-Eli, 17 LB Jhalyn Shuler, 37 S Logan Berryhill, 21 S Jaelen Stokes, 7 S Will Jones, 2 CB Braxton Clark; **TRANSFERS:** 3 of those were first-year transfers and USF started 6 transfers overall.

OFFENSE:

- In the first game of the Alex Golesh Era at USF, the Bulls took the opening kickoff and drove 75 yards in 3:24 for a touchdown, capped by a QB Byrum Brown 4-yard run.
- vs FAMU QB Byrum Brown accounted for five total touchdowns on the night, running for two and passing for three. Through his first four career starts, Brown has accounted for 15 total touchdowns, eight passing and seven rushing.
- vs FAMU WR Naiem Simmons 31-yard TD catch from Byrum Brown in the fourth quarter was his first touchdown as a Bull. He finished with three catches for 59 yards.
- vs FAMU WR Sean Atkins 39-yard pass to RB Michel Dukes on a double-pass trick play was his first career completion. Atkins led the Bulls with five receptions for 57 yards on the night.
- at WKU, USF gained 374 yards rushing, the eighth-best total in program history, and had two 100-yard rushers as USF tallied 540 total yards to outgain WKU (465). The offensive output marked USF's first 500-yard game since 2021 and best since posting 526 yards and 421 rushing yards vs. Temple on Oct. 23, 2021.
- USF ran 95 offensive plays and 100 total at WKU, by far its most since running 94 vs. Temple in 2021. USF leads the nation in plays per game, ahead of California (95), Washington State (90) and Tennessee (86).
- QB Byrum Brown's 84-yard TD pass to Khafre Brown at WKU tied for the sixth-longest pass play in program history. It is the longest since Gerry Bohanon hit Jimmy Horn Jr. for a 91-yard TD vs. ECU in 2022.

DEFENSE:

- vs Alabama the USF defense recorded four or more sacks for the second straight game. The Bulls five on the night were their most since posting 6 vs. BYU Oct. 12, 2019. USF now has 9 quarterback sacks on the year. The Bulls totaled 14 in 12 games last season.
- Alabama crossed the 50 for the first time with 4:19 to play in the second quarter, when Byrum Brown was sacked by Dallas Turner and fumbled. James Smith recovered for the Tide at the USF 25.
- vs FAMU USF forced five FAMU turnovers and did not commit a turnover a week after losing the turnover battle 0-3 at WKU. It marked USF's most turnovers forced in a game since getting 8 vs. SC State on 9/14/19
- vs FAMU The Bulls three interceptions in the game were their most since getting three vs. Cincinnati on 10/3/20
- vs FAMU USF logged three sacks and 12.0 tackles for loss while allowing FAMU just 19 yards rushing. It was the Bulls most sacks since posting 4 vs. Tulane in 2022 and most tackles for loss since posting 13.0 vs. BYU on 10/12/2019.
- vs FAMU S Logan Berryhill recorded his first career interception in the first quarter on a deep throw over the middle, one play after being called for pass interference. Then with 2:08 left to play in the fourth quarter, he made his second career interception, sealing the win for USF.
 - Berryhill's two interception game was the first for a USF player since Deatrick Nichols grabbed two vs. Temple on 9/12/17
- The defense forced six three-and-outs and a turnover on downs against a WKU offense that ranked No. 7 in the nation last year. The Bulls forced a punt or turnover on downs in four plays or less on four of WKU's first five possessions.



USF STUDENTS BRING THE NOISE TO RAY JAY

- USF boasts one of the largest student sections in the country with 12,501 seats allocated to students and the ability to place as many as 16,000+ in the stadium.
- USF students occupy the north endzone at Raymond James Stadium just below the Buccaneers pirate ship.
- **The Beef Studs** are the most passionate student supporters who regularly occupy the first row and paint their bodies green and gold while donning bull horns.



THE HERD

In 2015, the USF Student Government passed a resolution to officially rename the USF student section The Herd. USF's student section can number more than 12,000, making it among the largest in the nation. Front row fans that arrive early and paint their bodies green and gold are known as **The Beef Studs**.

BULLS IN THE POLLS - WEEKS IN TOP 25: 48; TOP 20: 32; TOP 15: 12; TOP 10: 4

2022 WEEK	AP	COACHES
Preseason	nr	nr
Week 1	nr	nr
Week 2	nr	nr
Week 3	nr	nr
Week 4	nr	nr
Week 5		
Week 6		
Week 7		

Week 8
Week 9
Week 10
Week 11
Week 12
Week 13

FOR THE RECORD:

HOME; ROAD; CONFERENCE; NON-CONFERENCE MARKS

HOME RECORD

■ **OVERALL:** 103-60 (.630) record in home games since the program started in 1997

■ **RAYMOND JAMES STADIUM:** 97-59 (.630)

* USF played the 1997 home schedule and the first two games of the '98 season in Tampa Stadium, going 6-3, moving to Raymond James for the Citidel game in '98.

■ **Winning Home Record:** 17 of 26 seasons.

■ **Undefeated Home Record:** 3 seasons: 2002, '01 & '00

■ **One Loss Home Record:** 8 seasons: 2017, '16, '15, '07, '06, '05, 1999 & '98.

■ **Best Home Record:** 7-0 in 2001.

■ **Losing home records:** 7 seasons: 2022 (1-4); 2020 (1-3); 2019 (2-5); 2014 (2-5); 2013 (1-5); 2012 (2-4), 2011 (3-4) and 2004 (2-4).

ROAD GAME RECORD

■ **OVERALL:** 53-83 record in true road games

■ **Road winning road records:**

6 seasons: 2017, '16, '10, '07, '03 & '02

■ **Road .500 record:** 5 seasons: 2018, '09, '08, '06 & 1998

■ **CONFERENCE ROAD GAMES:** 29-46

■ **American Conference Road Games:** 15-25

■ **Most Wins in a season:** 4 (2016)

CONFERENCE RECORD

After spending the first six seasons of program history as an independent, USF joined Conference USA in 2003 and moved to the BIG EAST in 2005. Realignment morphed the BIG EAST into The American in 2013.

■ **OVERALL:** 60-92 in 21st year as conference member.

■ **AMERICAN:** 30-50; 11th season;

■ **BIG EAST:** 22-34 (.392) eight seasons;

■ **C-USA** 8-8 (.500) two seasons.

■ **AAC East Division:** 18-8 (.692), 5 seasons

■ **Losses:** vs. UCF (2017, 2018, 2019), at Temple (2016, 18 & 19), Cincinnati (2018, 2019)

■ **Most wins in a season:** 7, 2016.

■ **Conference Openers:** 10-10, 5-5 in The American.

NON-CONFERENCE RECORD

■ **OVERALL:** 52-33 (.610) in regular-season, nonconference games in 17th season as a conference member.

■ **AMERICAN:** 19-21, 10th season.

■ **BIG WINS Since 2007:** at Notre Dame (2011), vs. Miami (2010), at Florida State (2009), at N.C. State (2008), vs. No. 10 Kansas (2008), at Auburn (2007) & vs. North Carolina (2007).

■ **BIG EAST (2005-2012):** 30-9 (.769) in regular-season, nonconference matchups in 8 seasons.

■ **C-USA:** 3-3 (.500) record in two seasons.

ASSOCIATED PRESS (Week 4)

RK	TEAM	PTS
1	Georgia (57)	1,566
2	Michigan (2)	1,481
3	Texas (3)	1,380
4	Florida State (1)	1,378
5	Southern California	1,296
6	Ohio State	1,291
7	Penn State	1,217
8	Washington	1,194
9	Notre Dame	1,066
10	Oregon	942
11	Utah	921
12	LSU	805
13	Alabama	796
14	Oregon State	715
15	Ole Miss	657
16	Oklahoma	606
17	North Carolina	567
18	Duke	530
19	Colorado	509
20	Miami (FL)	359
21	Washington State	278
22	UCLA	204
23	Tennessee	198
24	Iowa	125
25	Florida	103

COACHES POLL (WEEK 4)

RK	TEAM	REC	PTS1st	Prev.	Chg
1	Georgia	3-0	1598	62	1
2	Michigan	3-0	1514	1	2
3	Florida State	3-0	1396	0	3
4	Ohio State	3-0	1394	1	4
5	Southern California	3-0	1325	0	5
6	Texas	3-0	1312	0	6
7	Penn State	3-0	1224	0	7
8	Washington	3-0	1164	0	8
9	Notre Dame	4-0	1044	0	11
10	Utah	3-0	967	0	12
11	Oregon	3-0	946	0	13
12	Alabama	2-1	886	0	10
13	Louisiana State	2-1	808	0	14
14	Oklahoma	3-0	683	0	16
15	Oregon State	3-0	660	0	17
16	Mississippi	3-0	602	0	19
17	North Carolina	3-0	592	0	18
18	Duke	3-0	469	0	20
19	Colorado	3-0	435	0	21
20	Tennessee	2-1	362	0	9
21	Miami	3-0	298	0	23
22	Iowa	3-0	206	0	24
23	Clemson	2-1	193	0	22
24	Washington State	3-0	160	NR	224/NR
25	UCLA	3-0	156	0	25

VS. RANKED TEAMS

■ **STREAK:** Lost last 15

■ **LAST:** L, 28-24 at No. 24 Cincinnati, Oct. 8, 2022

■ **LAST WIN:** W, 52-45 vs. No. 22 Navy on Oct. 28, 2016 in Raymond James Stadium.

■ **OVERALL RECORD:** 11-37 all-time vs. FBS ranked teams since joining the FBS in 2000.

15-41 overall vs. all ranked foes, including a 4-5 record vs. I-AA (FCS) teams from 1997-2000.

■ **AT HOME:** USF is 7-20 at home vs. FBS ranked teams, last posting a win with a 52-45 win vs. No. 22 Navy, Oct. 28, 2016.

■ **ON THE ROAD:** 4-17 on the road vs. FBS ranked, last posting a win with a 23-20 victory at No. 16/18 Notre Dame on Sept. 3, 2011.

■ **Wins vs. ranked teams on the road:** W, 24-19 at No. 9 West Virginia (2006); W, 26-23 at No. 17 Auburn (2007); W, 17-7 at No. 18 Florida State (2009); W, 23-20 at No. 16 Notre Dame (2011)

FUTURE NON-CONFERENCE SCHEDULES

2024	2025	2026	2027	2028	2029	2030
Aug. 31 BETHUNE-COOKMAN	Aug. 30 BOISE STATE	Sept. 5 FIU	Sept. 4 LOUISVILLE	Sept. 2 UCONN	Sept. 8 NC STATE	Aug. 31 at Louisville
Sept. 7 at Alabama	Sept. 6 at Florida	Sept. 12 at Alabama	Sept. 11 at Boise State	Sept. 9 at Miami (Fla)	Sept. 15 NOTRE DAME	
Sept. 14 at Southern Miss.	Sept. 13 at Miami (Fla)	Sept. 19 BETHUNE-COOKMAN	Sept. 18 FLORIDA A&M	Sept. 16 BETHUNE-COOKMAN	Sept. 22 at FIU	2031
Sept. 21 MIAMI (FLA)	Sept. 20 S. CAROLINA ST.	Oct. 17 at BYU	Sept. 25 at N. Illinois	Sept. 23 SOUTHERN MISS.		Sept. 13 at Notre Dame
						Sept. 20 W. KENTUCKY

USF ATHLETIC COMMUNICATIONS

4202 E. Fowler Ave., ATH 100,
Tampa, FL 33620
OFFICE: 813-974-2125 FAX: 813-974-5328

**Associate AD/Communications/
Football Primary/Coach:**
Brian Siegrist
Siegrist@USF.edu
Cell: 813-293-3897

**Assistant Communications Director/
Secondary/Players:** Micah Banks
C: 571-439-2006 | MicahBanks@usf.edu

Website: www.GoUSFBulls.com



USF MEDIA POLICIES

WEEKLY PRESS CONFERENCE

USF holds a weekly press conference every TUESDAY at 11:15 a.m. during regular game weeks. Head coach Alex Golesh and selected players will be available in person in the lobby of the Indoor Performance Facility.

Defensive Coordinator Todd Orlando and Offensive Coordinator Joel Gordon will be available via ZOOM on Wednesday's at 11:15 a.m.

CREDENTIAL REQUESTS

The online application for football credentials for the 2023 season can be found at https://gousfbulls.com/sb_output.aspx?form=25 . If you are requesting multiple credentials for a group, a form must be submitted for each person and emails provided for screening. Individual game credential requests must be made a week prior to each game. Credential requests will be determined on a game-by-game basis and notifications on confirmation or denial provided by Tuesday of game weeks.

Credentials will be available for pickup at **Raymond James Stadium ONLY** on game days at the south plaza will call window (far right).

INTERVIEW POLICIES

Under no circumstances should media members contact USF coaches or student-athletes without prior consent and approval from Associate Director of Athletics Brian Siegrist or Assistant Communications Director Micah Banks. The same policy applies to the family members of student-athletes. To request interviews outside of regularly-scheduled availabilities, please contact the USF Communications department at least 24 hours in advance.

PLAYER INTERVIEWS

Players will be available three times per week during a normal game week. Those availabilities will occur after practices on Tuesday and during requested one-on-one periods on Thursday. To request a specific player for a one-on-one feature interview, please contact the USF Communications department at least 24 hours in advance.

STAFF INTERVIEWS

Coach Golesh will be available once per week during normal game weeks. Golesh is available Tuesday during his weekly press conference (11:15 a.m.). He can also be heard on Thursday on the USF Coaches Show on Bulls Unlimited (digital radio -TuneIn). USF Offensive and defensive coordinators will be available after practice on Wednesdays. Requests for other staff members or one-on-ones with Golesh should be directed to Brian Siegrist.

POSTGAME POLICY

The USF locker room is closed at all times. Coach Golesh will address the media following his postgame with the team. USF will take interview requests for players at the beginning of the fourth quarter and will provide 5-6 players post-game. On the road, USF will conduct interviews via ZOOM with Coach Golesh and 3-4 players available. All ZOOM links will be provided prior to game time.

COLLEGEPRESSBOX.COM

CollegePressBox.com is a great resource for media covering the Bulls and the AAC. Not only does it have media guides from the entire conference, but it also houses logos, head shots, action shots and much more. For access to the site, email Ted Gangi at webmasteratcollegepressbox.com.

REFERENCING SOUTH FLORIDA

When referring to the University please be aware of the following policy regarding usage:

First references to the school and its intercollegiate athletics program should always be the **University of South Florida**.

Secondary reference used should be **South Florida, USF** or **Bulls**. **Please refrain from using:** S. Florida, South Fla. or similar

WEEKLY USF FOOTBALL MEDIA SCHEDULE

MON	TUES	WED	THURS	FRI	SAT	SUN
NO availability	Weekly Presser 11:15 AM: HC Alex Golesh & 2 Players Live Streamed: Twitter, Youtube, ESPN+	Coordinator ZOOM 11:15 AM: OC Joel Gordon DC Todd Orlando	Player one-on-ones upon request Coaches Show Bulls Unlimited Youtube, Facebook	NO availability	GAME DAY Postgame availability In person on site Live Streamed: Twitter, Youtube	OFF DAY

HEAD COACH ALEX GOLESH

1st Season at USF/1st Season Overall Ohio State, 2006

The son of Russian immigrant parents who worked his way through the collegiate coaching ranks with a blue-collar work ethic that helped to generate major turnarounds at four programs, Alex Golesh was named the sixth head coach in USF football history on Dec. 4, 2022.

► In 20 seasons of collegiate coaching, Golesh worked his way up through the collegiate ranks while serving on the staffs of eight FBS programs and was a key recruiter at several of those stops, helping to lead program turnarounds at Tennessee, Iowa State, Illinois and Toledo.

► In each of his three seasons as an offensive coordinator prior to arriving at USF, Golesh's offenses finished in the top 10 in scoring offense and total offense in FBS football each year.

NOTABLES

TENNESSEE OFFENSIVE COORDINATOR

- **2022 Broyles Award finalist** and **247 Sports Offensive Coordinator of the Year**
- Came to USF as a nationally recognized recruiter and play-caller for the nation's highest-scoring and most-explosive offense, having served two seasons as offensive coordinator/tight ends coach at the University of Tennessee (2021 & 2022).
- He helped propel the Vols from three wins (3-7) the season before his arrival to 10 wins and a No. 6 College Football Playoff ranking in 2022. Golesh implemented a tempo-based offense at UT that led to dramatic improvement, shattered Vols' records and saw UT rank No. 1 in the nation in scoring (47.33), yards per game (538.1), points per possession (3.24) and yards per play (7.35) in 2022.
- Took Tennessee offense from No. 108 before his arrival to No. 7 (2021) to No. 1 (2022)
- His first Tennessee offense shattered eight team single-season records, including points (511), total offensive yards (6,174), touchdowns (67) and passing efficiency (167.10), and has surpassed all those marks again in 2022 with games remaining.
- Tennessee was the only team to average over 300 yards passing and 200 yards rushing on the 2022 season, and had scored 40-plus points in 15 of its 25 games since his arrival.
- Quarterback Hendon Hooker shattered Tennessee single-season records for completion percentage (68.0) and passing efficiency (181.41) in 2021 and surpassed the completion percentage mark in 2022 (69.6) while becoming a Maxwell Award finalist as the top player in college football. He threw for 3,135 yards and 27 touchdowns and ran for 430 yards and five touchdowns to close within 224 yards of Peyton Manning's school season total offense record (3,789) before suffering an injury in the Vols' 11th game that ended his 2022 season.
- Tennessee's Jalin Hyatt became the first Tennessee player ever to win the Biletnikoff Award as the nation's top receiver in 2022 as he is tied for the lead in FBS football in receiving touchdowns (15) and ranked third with 1,267 yards (18.91 ypc) on 67 catches in 2022.

IOWA STATE

► Served as tight ends coach/recruiting coordinator for head coach Matt Campbell's first four seasons at Iowa State (2016-19) where he helped secure and develop the talent that led the Cyclones to a turnaround from a 3-9 season before their arrival to a run of five-straight bowl games (of which he was part of three) and an eventual 9-3, Fiesta Bowl season the year after his departure.

► Golesh helped secure the four highest-ranked recruiting classes in program history, with all four ranking in the top 50 and two in the top 40.

ILLINOIS

► While serving as a position coach (tight ends/running backs) and recruiting coordinator for four seasons at Illinois (2012-15), he helped the program go from two wins in his first season to back-to-back bowl games in his last two, and as tight ends coach/recruiting coordinator

TOLEDO

► At Toledo (2009-11) he helped lead the Rockets from a 3-9 mark before his arrival to 8-5 and 9-4 campaigns in his last two years. Golesh aided the Toledo program in securing the No. 1 recruiting class in the Mid-American Conference in consecutive years (2010 & 2011) according to Rivals.com.

► Golesh also has coaching experience in the state of Florida, serving for one season as co-offensive coordinator/tight ends coach at UCF (2020) with Josh Heupel, where the Knights ranked second in FBS football in total offense (568.1), fourth in passing offense (357.4), seventh in total passing yards (3,574) and eighth in scoring offense (42.2).



THE BOOK ON ALEX GOLESH

1st Season as a Head Coach

20th season overall in collegiate coaching

HEAD COACH RECORD

YEAR	SCHOOL	RECORD	POSTSEASON
2023	USF (HC)	1-2	-
OVERALL		1-2	-

YEAR-BY-YEAR

YEAR	SCHOOL	POSITION
2023-	USF	Head Coach
2021-22	Tennessee	Offensive Coordinator/Tight Ends
2020	UCF	Co-Offensive Coordinator/Tight Ends
2016-19	Iowa State	Tight Ends/Recruiting Coordinator
2015	Illinois	Tight Ends/Special Teams Coordinator
2014	Illinois	Running Backs/Tight Ends/Recruiting Coordinator
2012-13	Illinois	Tight Ends/Recruiting Coordinator
2009-11	Toledo	Tight Ends/Recruiting Coordinator
2008	Oklahoma State	Graduate Assistant
2006-07	Northern Illinois	Graduate Assistant
2004-05	Ohio State	Student Assistant

FAMILY

Wife: Alexis; Daughter: Corbin; Son: Barrett

NOTABLE:

► Golesh was born in Moscow, Russia, and moved with his parents and older brother, Eugene, to Brooklyn, N.Y. in 1991 at the age of seven. The family brought a few bags of clothes and \$400 to America. He can still speak Russian.

► The family later relocated to Dublin, Ohio, where he was a three-year letter winner in football at Dublin Scioto High School.

"Alex has always taken the philosophy of 'no job too small to help the team win' at every stop along his journey. He has remained steadfast in doing what was best for the team, putting the players and his family first and remaining humble as he has climbed through this hectic profession. I am excited to watch his success."

- Mike Vrabel, Head Coach of the Tennessee Titans

2023 USF FOOTBALL STAFF




MATT MERRITT
Assoc. Head Coach/Running Backs/Run Game
Alma Mater: Capital University, '10
1st Season with USF

- RB coach at Georgia Southern offense ranked No. 19 in FBS in total offense (468.6 ypg) and No. 30 in points (33.67 ppg)
- Sr analyst for '21 Tennessee offense that broke 8 school records.
- Part of two coaching staffs that have played for (JMU, 2019) and won (Ohio State, 2015) a national championship.
- JMU rushing attack 10th nationally & 1st in CAA (242.9) in 2019.



JOEL GORDON
Pass Game Coordinator/Quarterbacks
Alma Mater: Shepherd University, '03
1st Season with USF

- Helped Iowa State from 3-9 to 5 straight bowls & 2020 Fiesta
- ISU produced three of the most prolific seasons in their history.
- Mentored 4-time All-Big 12 QB Brock Purdy, set 32 school records.
- Offensive coordinator at Emory & Henry (2008-10)
- All-conference quarterback at Shepherd, passed for 7,236 yards



TYLER HUDANICK
Offensive Line Coach
Alma Mater: UCF, '18
1st Season with USF

- Started 28 games on the offensive line for UCF, helping the team to set a new program record for single-season rushing in 2018.
- Member of UCF's 2017 & 2018 AAC Championship teams and the 2018 Chick-fil-A Peach Bowl winning team.
- Graduate assistant at Tennessee 2021-22.



CLAY PATTERSON
Tight Ends Coach
Alma Mater: Southeastern Oklahoma State, '03
1st Season with USF

- Minnesota's TEs were part of 5,616 total yards and school record 3,293 passing in 2019, one of the top offenses in UM history.
- SWJCFC Coach of the Year as HC at Northeastern Oklahoma A&M went 9-3, won conference title, averaged 524.5 ypg & 36.2 ppg.
- In 2015, his offense at Trinity Valley CC broke the all-time yards per game record at any level of football, averaging 656.1 ypg.



L'DAMIAN WASHINGTON
Wide Receivers Coach
Alma Mater: Missouri, '14
1st Season with USF

- Coached wide receivers at Oklahoma in 2022
- Played wide receiver for seven NFL teams
- Posted 100 catches for 1,735 yards and 15 touchdowns at Missouri
- Tragically lost both parents before the age of 15 and has worked as a motivational speaker.




ANDREW WARSAW
Associate AD/Football Chief of Staff
Alma Mater: West Virginia, '09
1st Season with USF

- 11 years of collegiate and NFL operations experience
- Director of operations at Tennessee, 2020-22
- Asst. Director of operations at Mississippi State, 2018-19
- NFL's director of game operations, 2016-17
- Stints at Purdue, Arizona, Fordham, Merchant Marine, Penn and Villanova



JEFF JONES
Director of Player Development
Alma Mater: Otterbein College, '91
1st Season with USF

- 29 years in education as an administrator, teacher and coach.
- Served as principal at four high schools in Ohio and associate principal at one during 14 years as an administrator.
- Taught science and biology at 7 schools over 15 years as a teacher.
- Named the 2006 Ohio Division I State Coach of the Year.
- Alex Golesh's high school offensive coordinator at Dublin Scioto High, where Golesh was an offensive lineman. They were also neighbors and won a conference championship.



TODD ORLANDO
Defensive Coordinator/Inside Linebackers
Alma Mater: Wisconsin, '94
1st Season with USF

- 18 years as a defensive coordinator at seven FBS programs.
- Defenses ranked in Top 25 in scoring & total at several stops.
- Teams have earned a bowl appearance in 13 of the last 18 seasons
- Produced six players recognized as conference defensive player of the year (3), lineman of the year (2) or freshman of the year (1)
- Helped Houston win the 2015 AAC Championship and Peach Bowl.



CHAD CREAMER
Special Teams Coord./Outside Linebackers
Alma Mater: Ohio State, '08
1st Season with USF

- Served as defensive coordinator at FCS, Division II and Division III levels
- Defensive analyst at Tennessee in 2022.
- Defensive Coordinator at DII Shorter University, 2018-19
- Graduate assistant at Ohio State, 2007-08.




JAMES ROWE
Defensive Pass Game Coordinator/Safeties
Alma Mater: USF, '09
1st Season with USF

- Five seasons of experience coaching in the NFL.
- Defensive backs coach for 2022 East-West Shrine Bowl
- Played baseball at South Florida (2005-07), as a left-handed pitcher and outfielder
- First-team all-state baseball player & third-team all-state football player at Cocoa High School.



MATT BIRKETT
Cornerbacks Coach
Alma Mater: Edinboro College, '03
1st Season with USF

- Defense ranked in the top 10 nationally in total defense in each of four seasons at JMU.
- In 2021, JMU led the nation in takeaways (31), including 18 INT.
- Mentored 2021 FCS All-American Greg Ross, who had four interceptions and a team-high 12 pass breakups.




KEVIN PATRICK
Defensive Line Coach
Alma Mater: Miami, '94
1st Season with USF

- Coached 2017 Nagurski Trophy & ACC Defensive POY Bradley Chubb (NC State), two-time first-team All-American George Selvie (USF) and No. 15 overall NFL Draft pick and eventual Pro Bowler Jason Pierre-Paul (USF). Coached three NFL Draft picks at USF.
- '93 AP 1st-team All-American & Big East Defensive POY at Miami.
- Helped lead Miami to two national championships as a player.



GEORGE COURIDES
Head Strength & Conditioning Coach
Alma Mater: East Stroudsburg, '08
1st Season with USF

- A Certified Strength and Conditioning Specialist (CSCS).
- As associate strength & conditioning coach at Iowa State, helped the Cyclones go from three wins to a Fiesta Bowl victory.
- Worked in the NFL with the N.Y. Jets.
- Member of the East Stroudsburg University rugby, helping the team win the 2007 Eastern Pennsylvania Rugby Union (EPRU) title.



EPHI LEVY
Director of Player Personnel
Alma Mater: Florida State, '19
1st Season with USF

- Spent six seasons with the Florida State football program, four as a recruiting assistant.

NUMERICAL

2023 USF FOOTBALL ALPHABETICAL ROSTER

No.	Name	No.	Name	Pos.	Ht.	Wt.	Acad. Class	Hometown (Previous Schools)
0	Daquan Evans, DB	89	Colin Affleck	TE	6-5	240	So.	Great Falls, Va. (Langley HS)
0	Jayson Littlejohn, TE	12	Jaden Alexis	WR	6-0	193	Jr.	Pompano Beach, Fla. (Monarch HS/Texas)
1	Khafre Brown, WR	54	Amer Amer	LB	6-1	229	Jr.	Winter Garden, Fla. (Windermere HS)
1	Matthew Hill, S	8	Bryce Archie	QB	6-3	212	So.	Powder Springs, Ga. (McEachern HS/Coastal Carolina)
2	Braxton Clark, CB	38	Sean Atkins	WR	5-10	172	Gr.	Viera, Fla. (Viera HS)
2	Michel Dukes, RB	71	Derrell Bailey Jr.	OL	6-6	305	Sr.	Greenback, Tenn. (Greenback HS/Virginia Tech)
3	Bernard Gooden, DT	50	Bryce Bernard	LS	6-2	220	Sr.	Neptune Beach, Fla. (Fletcher HS)
3	Kelley Joiner, Jr., RB	37	Logan Berryhill	S	6-4	196	Gr.	Kingsland, Ga. (Camden County HS)
4	Seth Jones, WR	72	Cole Best	OL	6-4	305	Jr.	Winter Park, Fla. (Trinity Prep)
4	Jason Vaugh, DE	67	Kody Black	OL	6-4	305	Fr.	Melbourne, Fla. (Melbourne HS)
5	Nay'Quan Wright, RB	13	Doug Blue-Eli	DT	6-2	320	Jr.	Paulsboro, N.J. (Paulsboro HS/TCU)
5	Tramel Logan, DE	11	Gerry Bohanon Jr.	QB	6-3	226	Gr.	Earle, Ark. (Earle HS/Baylor)
6	Immanuel Hickman, DT	16	Ryan Bolduc	QB	6-1	203	Jr.	Sarasota, Fla. (Cardinal Mooney HS)
6	Naiem Simmons, WR	74	Deonte Bowie	OL	6-4	319	Jr.	Pflugerville, Texas (Hendrickson HS/Blinn College)
7	Michael Brown-Stephens, WR	62	Derek Bowman	OL	6-5	287	Sr.	Magnolia, Texas (Magnolia HS/Houston)
7	Will Jones II, DB	9	Aamaris Brown	DB	5-10	195	Sr.	Seffner, Fla. (Armwood HS/Kansas State)
8	Bryce Archie, QB	17	Byrum Brown	QB	6-3	209	So.	Raleigh, N.C. (Rolesville HS)
8	DJ Gordon IV, LB	1	Khafre Brown	WR	6-0	195	Sr.	Charlotte, N.C. (West Mecklenburg HS/North Carolina)
9	Aamaris Brown, CB	7	Michael Brown-Stephens	WR	6-0	189	Gr.	Springfield, Ohio (Springfield HS/Minnesota)
9	Yusuf Terry, WR	80	Brock Burnette	WR	5-10	170	Fr.	Davie, Fla. (Western HS/Bethany College)
10	Jonathan Ross, DE	27	Tawfiq Byard	S	6-1	197	Fr.	Hyattsville, Md. (DeMatha Catholic)
10	Gerry Bohanon Jr., QB	39	John Cannon	K	5-9	176	Jr.	Fort Lauderdale, Fla. (University HS)
11	D.J. Harris, DE	13	Israel Carter	QB	6-1	190	Fr.	Corona, Calif. (Centennial HS)
12	Jaden Alexis, WR	90	Rashad Cheney Jr.	DL	6-2	285	Sr.	Atlanta, Ga. (Cedar Grove HS/Minnesota)
12	Ben Knox, CB	2	Braxton Clark	DB	6-4	204	Gr.	Orlando, Fla. (Dr. Phillips HS/Nebraska)
13	Israel Carter, QB	27	Cameron Cobb	WR	5-11	188	So.	Tampa, Fla. (Wharton HS)
13	Doug Blue-Eli, DT	53	Drew Cornelius	OL	6-5	284	Jr.	Franklin, Ga. (Heard County HS)
14	Michael Williams II, DE	15	Jayden Curry	S	5-11	200	Sr.	Virginia Beach, Va. (IMG Academy)
15	Jayden Curry, S	97	Evan Dangler	DE	6-3	245	So.	Bradenton, Fla. (Braden River HS)
16	Ryan Bolduc, QB	32	Jayden Davis	WR	5-10	170	Fr.	Baltimore, Md. (Steinbrenner HS)
16	Stantavious Smith, DT	23	Kendall Dennis	CB	5-10	193	Jr.	Lakeland, Fla. (Lakeland HS/Oklahoma)
17	Byrum Brown, QB	22	Cole Dillon	S	5-11	186	Fr.	West Palm Beach, Fla. (Cardinal Newman HS)
17	Whalyn Shuler, LB	52	Trey Dubuc	LS	6-2	215	Fr.	Fort Lauderdale, Fla. (Cardinal Gibbons HS)
18	Weston Wolf, TE	2	Michel Dukes	RB	5-10	194	Sr.	Charleston, S.C. (First Baptist HS/Clemson)
19	Jamie Pettway, LB	86	Gerard Edimo	TE	6-5	220	Fr.	Round Rock, Texas (Stony Point HS)
19	Javohn Thomas, WR	96	Chad Elder	DE	6-3	252	So.	Neptune Beach, Fla. (Fletcher HS)
20	Jaylen Johnson, RB	0	Daquan Evans	CB	5-11	190	Gr.	Orlando, Fla. (Jones HS)
20	Jameel Sanders, DB	41	Brendan Farrell	K	6-0	215	Sr.	Dunwoody, Ga. (Marist School/Virginia)
21	Jaelen Stokes, S	47	Edmund Ghent	S	5-10	180	Fr.	Tampa, Fla. (Summer HS)
22	Cole Dillon, S	34	Dominic Gonella	RB	5-11	211	Sr.	Riverview, Fla. (Bloomingdale HS/North Dakota State)
22	K'wan Powell, RB	98	Danny Gonzalez	DT	6-1	270	So.	Jupiter, Fla. (The Benjamin School)
23	Kendall Dennis, CB	3	Bernard Gooden	DT	6-1	265	Jr.	Montgomery, Ala. (Park Crossing HS/Wake Forest)
23	Kenny Walker, RB	8	DJ Gordon IV	LB	6-1	228	Sr.	Plant City, Fla. (Plant City HS/Minnesota)
23	Yasias Young, RB	87	Gunnar Greenwald	TE	6-4	240	Jr.	Satellite Beach, Fla. (Satellite HS)
24	Mac Harris, DB	66	Gabriel Hahn	OL	6-6	294	Jr.	Lakewood Ranch, Fla. (Cardinal Mooney Catholic HS/Cornell)
25	Christopher Townsel, S	11	D.J. Harris	DE	6-2	240	Jr.	Houston, Texas (New Caney HS/Texas)
26	Tavin Ward, CB	24	Mac Harris	LB	6-0	240	Sr.	The Villages, Fla. (The Villages Charter School)
27	Cameron Cobb, WR	85	Christian Helms	WR	6-2	195	Sr.	Seffner, Fla. (Seffner Christian HS)
27	Tawfiq Byard, S	51	Zane Herring	OL	6-5	319	Sr.	Madison, Fla. (Madison County HS/Florida State)
28	Jarvis Lee Jr., CB	6	Immanuel Hickman	DT	6-3	296	Sr.	Chesterfield, Va. (Matoaca HS/ECU)
29	Brian Norris Jr., LB	1	Matthew Hill	S	6-1	192	Gr.	Lawrenceville, Ga. (Brookwood HS/Auburn)
30	JaBari Roberson, CB	40	Ty Ippolito	K	5-10	165	Fr.	Orlando, Fla. (Bishop Moore HS)
31	Pierse Stainton, P	55	James Jenkins	OL	6-5	285	Fr.	Tampa, Fla. (Carrollwood Day HS)
32	Jayden Davis, WR	73	Donovan Jennings	OL	6-5	333	Gr.	Tampa, Fla. (Gaither HS)
33	Timarcus Simpson, S	20	Jaylen Johnson	RB	5-9	197	Fr.	Baxley, Ga. (Appling County HS)
34	Dominic Gonnella, RB	58	Reggie Johnson II	LB	6-0	212	Jr.	Tampa, Fla. (Carrollwood Day HS)
34	Rico Watson III, DE	3	Kelley Joiner Jr.	RB	5-9	184	Sr.	Clermont, Fla. (South Lake HS)
35	Chris Thomas, S	4	Seth Jones	WR	5-11	197	Sr.	Pearland, Texas (Shadow Creek HS/Baylor)
36	Andrew Stokes, P	7	Will Jones II	S	5-9	191	Sr.	Mansfield, Texas (Summit HS/Kansas State)
37	Logan Berryhill, S	88	Tyree Kelly	WR	6-3	198	Fr.	Cairo, Ga. (Cairo HS)
38	Sean Atkins, WR	75	Andrew Kilfoyl	OL	6-5	320	Jr.	Tampa, Fla. (Gaither HS)

2023 USF FOOTBALL ALPHABETICAL ROSTER

64	Caysun Kinghorn	OL	6-4	292	Fr.	Plantation, Fla. (South Plantation HS)
12	Ben Knox	CB	6-2	196	Sr.	DeLand, Fla. (DeLand HS)
61	Gannon Lanning	OL	6-7	310	Jr.	Spring Hill, Fla. (Springstead HS)
28	Jarvis Lee Jr.	CB	5-11	173	Fr.	Jacksonville, Fla. (IMG Academy)
0	Jayson Littlejohn	TE	6-4	248	Sr.	Hanford, Calif. (Sierra Pacific HS/College of the Sequoias)
65	Mike Lofton	OL	6-2	315	Sr.	Clearwater, Fla. (Calvary Christian HS/UCF)
5	Tramel Logan	DE	6-4	247	Sr.	Miami, Fla. (Booker T. Washington HS)
88	Teigan Martin	TE	6-6	226	So.	Mayer, Minn. (Mayer Lutheran HS/Liberty)
55	Andrew Mata'afa	LB	6-3	225	Sr.	San Diego, Calif. (Mt. Carmel HS/Utah)
76	Nikola Milovac	OL	6-6	303	Fr.	Indjija, Serbia (Clearwater Academy International)
42	Lewai Mitchell	S	6-1	186	Jr.	Maitland, Fla. (Orangewood Christian HS)
29	Brian Norris Jr.	LB	6-2	230	Gr.	Chiefland, Fla. (Chiefland HS)
59	Greg Otten	LB	6-1	221	Fr.	Fort Lauderdale, Fla. (Cardinal Gibbons HS)
78	Drew Perez	OL	6-8	354	Fr.	Southlake, Texas (Southlake Carrol HS)
77	Zach Perkins	OL	6-5	328	Sr.	Tampa, Fla. (Berkeley Prep HS/Maryland)
70	RJ Perry	OL	6-6	330	Sr.	Fairfield, Ala. (Fairfield Prep HS/Tennessee)
19	Jamie Pettway	LB	6-2	235	Sr.	Albany, Ga. (Westover HS/Missouri/Florida Atlantic)
49	Joshua Poleon	S	6-0	205	Fr.	Tampa, Fla. (Wesley Chapel HS)
22	K'wan Powell	RB	5-9	205	Jr.	Vernon, Fla. (Vernon HS)
46	Dylan Ridolph	LB	6-0	229	Jr.	Wesley Chapel, Fla. (Wiregrass Ranch HS)
30	JaBari Roberson	CB	5-11	163	Sr.	Alachua, Fla. (Eastside HS/N.E. Oklahoma A&M)
84	Cade Roberts	WR	5-11	180	So.	Santa Rosa Beach, Fla. (South Walton HS)
45	CJ Ross	LB	5-11	211	Jr.	Jacksonville, Fla. (Trinity Christian Academy)
10	Jonathan Ross	DE	6-3	246	Gr.	Waldorf, Md. (St. Charles HS/Bowie State)
20	Jameel Sanders	DB	6-1	196	Jr.	Plainfield, N.J. (Emmaus HS/Lackawanna CC)
53	De' Juan Sease	DT	6-2	287	Gr.	Bamberg, S.C. (Bamberg-Ehrhardt HS/Allen Univ.)
43	Preston Shemansky	CB	6-1	170	Fr.	Naples, Fla. (First Baptist Academy HS)
17	Jhalyn Shuler	LB	6-1	225	Sr.	Abbeville S.C. (Abbeville HS/Coffeyville CC)
6	Naiem Simmons	WR	5-10	182	Jr.	Cherry Hill, N.J. (Cherry Hill West HS/Wagner)
33	Timarcus Simpson	S	5-11	190	Gr.	Tampa, Fla. (Sickles HS/Eastern Michigan)
81	Keshaun Singleton	WR	6-3	205	Fr.	Norcross, Ga. (Meadowcreek HS)
56	Cole Skinner	OL	6-5	326	Fr.	Point Pleasant, N.J. (Point Pleasant Boro HS)
82	Damon Smith	WR	6-1	198	Sr.	Keller, Texas (Keller HS/Oklahoma)
80	JeyQuan Smith	WR	5-10	170	Fr.	San Bernadino, Calif. (Cajon HS)
83	Ranod Smith	WR	5-9	160	Fr.	Fort Myers, Fla. (Lehigh Senior HS)
16	Stantavious Smith	DT	6-1	280	Fr.	Albany, Ga. (Dougherty HS)
31	Pierse Stainton	P	6-2	182	So.	Sarasota, Fla. (Cardinal Mooney HS)
36	Andrew Stokes	P	6-5	232	Jr.	Perth, Australia (ProKick)
21	Jaelen Stokes	S	6-1	190	Jr.	Auburndale, Fla. (Auburndale HS)
99	Lloyd Summerall	DE	6-5	242	Sr.	Winter Haven, Fla. (Lakeland HS/Florida)
94	Keeon Terrell	DT	6-3	260	Jr.	Fort Myers, Fla. (Fort Myers HS)
9	Yusuf Terry	WR	6-3	180	Sr.	Philadelphia, Pa. (Imhotep Charter HS/Baylor)
35	Chris Thomas	S	6-0	185	So.	Bradenton, Fla. (Southeast HS)
19	Javohn Thomas	WR	6-3	206	So.	Tampa, Fla. (Sickles HS)
25	Christopher Townsel	S	6-2	200	Sr.	Deerfield Beach, Fla. (Dearfield Beach HS)
4	Jason Vaughn	DE	6-5	248	Gr.	Miami, Fla. (Advance Prep Acad.)
23	Kenny Walker	RB	6-0	220	Fr.	Zephyrhills, Fla. (Wiregrass Ranch HS)
26	Tavin Ward	CB	6-1	192	So.	Fort Myers, Fla. (North Fort Myers HS)
68	Ryan Warren	OL	6-3	285	Fr.	Zephyrhills, Fla. (Zephyrhills Christian Acad.)
34	Rico Watson III	DE	6-0	236	Sr.	Tampa, Fla. (Armwood HS/Florida State/Robert Morris)
44	Jacquez Williams	DT	6-2	300	So.	Savannah, Ga. (Jenkins HS)
14	Michael Williams II	DE	6-3	256	So.	Farmington Hills, Mich. (West Bloomfield HS)
18	Weston Wolff	TE	6-4	240	Jr.	Venice, Fla. (Venice HS/Maryland)
5	Nay'Quan Wright	RB	5-9	204	Gr.	Opa-Locka, Fla. (Miami Carol City/Florida)
23	Yasias Young	RB	5-9	187	Sr.	Fort Myers, Fla. (Fort Myers HS)

NUMERICAL

39	John Cannon, K
40	Ty Ippolito, K
41	Brendan Farrell, K
42	Lewai Mitchell, S
43	Preston Shemansky, CB
44	Jacquez Williams, DL
45	CJ Ross, LB
46	Dylan Ridolph, LB
47	Edmund Ghent, S
49	Joshua Poleon, S
50	Bryce Bernard, LS
51	Zane Herring, OL
52	Trey Dubuc, LS
53	Drew Cornelius, OL
53	De'Juan Sease, DT
54	Amer Amer, LB
55	James Jenkins, OL
55	Andrew Mata'afa, LB
56	Cole Skinner, OL
58	Reggie Johnson II, LB
59	Greg Otten, LB
61	Gannon Lanning, OL
62	Derek Bowman, OL
64	Caysun Kinghorn, OL
65	Mike Lofton, OL
66	Gabriel Hahn, OL
67	Kody Black, OL
68	Ryan Warren, OL
70	RJ Perry, OL
71	Derrell Bailey Jr., OL
72	Cole Best, OL
73	Donovan Jennings, OL
74	Deonte Bowie, OL
75	Andrew Kilfoyl, OL
76	Nikola Milovac, OL
77	Zach Perkins, OL
78	Drew Perez, OL
80	Brock Burnette, WR
80	JeyQuan Smith, WR
81	Keshaun Singleton, WR
82	Damon Smith, WR
83	Ranod Smith, WR
84	Cade Roberts, WR
85	Christian Helms, WR
86	Gerard Edimo, TE
87	Gunnar Greenwald, TE
88	Tyree Kelly, WR
88	Tiegan Martin, TE
89	Collin Affleck, TE
90	Rashad Cheney Jr., DL
94	Keeon Terrell, DE
96	Chad Elder, DE
97	Evon Dangler, DE
98	Danny Gonzalez, DT
99	Lloyd Summerall, DE

USF FOOTBALL DEPTH CHART

GAME 4

OFFENSE

POS	#	Name	Ht.	Wt.	CLASS
WR	6	Naiem Simmons (TR)	5-10	182	Jr.
	12	Jaden Alexis (TR)	6-0	186	Jr.
	OR 9	Yusuf Terry (TR)	6-3	180	Sr.
TE	18	Weston Wolff (BA) (TR)	6-4	240	Jr.
	OR 87	Gunnar Greenwald	6-4	240	Jr.
	OR 0	Jayson Littlejohn (TR)	6-4	239	Sr.
RT	70	RJ Perry (TR)	6-6	330	Sr.
	76	Nikola Milovac	6-6	303	Fr.
RG	51	Zane Herring (TR)	6-5	319	Sr.
	77	Zach Perkins (BA) (TR)	6-5	315	Sr.
C	65	Mike Lofton (BA) (TR)	6-2	312	Sr.
	72	Cole Best	6-4	296	Jr.
LG	75	Andrew Kilfoyl (BA)	6-5	320	Jr.
	62	Derek Bowman (TR)	6-5	287	Sr.
LT	73	Donovan Jennings (BA)	6-5	333	Gr.
	71	Derrell Bailey Jr. (TR)	6-6	305	Sr.
QB	17	Byrum Brown	6-3	206	So.
	8	Bryce Archie (TR)	6-3	212	So.
	13	Israel Carter	6-1	190	Fr.
RB	5	Nay'Quan Wright (TR)	5-9	204	Gr.
	OR 3	Kelley Joiner Jr.	5-9	184	Sr.
	OR 2	Michel Dukes (TR)	5-10	194	Sr.
OR 22	K'Wan Powell	5-9	205	Jr.	
	38	Sean Atkins	5-10	172	Gr.
WR	80	JeyQuan Smith	5-10	175	Fr.
	1	Khafre Brown (TR)	6-0	195	Sr.
WR	7	Michael Brown-Stephens (TR)	6-0	186	Gr.
	88	Tyree Kelly	6-3	195	Fr.

(TR) = TRANSFER

(BA) = NATIVE OF SEVEN-COUNTY TAMPA BAY AREA

SPECIALISTS

POS	#	Name	Ht.	Wt.	CLASS
P	36	Andrew Stokes	6-5	232	Jr.
	31	Pierse Stainton (BA)	6-2	182	So.
PK	39	John Cannon	5-9	176	So.
	41	Brendan Farrell (TR)	6-0	215	Sr.
OR 40	Ty Ippolito	5-10	165	Fr.	
	16	Ryan Bolduc (BA)	6-1	203	Jr.
H	36	Andrew Stokes	6-5	232	Jr.
	50	Bryce Bernard	6-2	220	Sr.
LS	52	Trey Dubuc	6-2	215	Fr.

RETURNERS

KR	3	Kelley Joiner Jr.	5-9	184	Sr.
	12	Jaden Alexis (TR)	6-0	186	Jr.
	2	Michel Dukes (TR)	5-10	194	Sr.
PR	38	Sean Atkins	5-10	170	Gr.
	6	Naiem Simmons (TR)	5-10	182	Jr.

PRONUNCIATIONS

- LISTEN TO PLAYERS PRONOUNCE THEIR NAMES HERE:



DEFENSE

POS	#	Name	Ht.	Wt.	CLASS
B-BACKER	99	Lloyd Summerall (BA) (TR)	6-5	242	Sr.
	OR 4	Jason Vaughn	6-5	248	Gr.
	OR 11	D.J. Harris (TR)	6-2	240	Jr.
NOSE	13	Doug Blue-Eli (TR)	6-2	320	Jr.
	OR 6	Immanuel Hickman (TR)	6-3	296	Sr.
	44	Jacquez Williams	6-2	300	So.
	90	Rashad Cheney Jr. (TR)	6-2	285	Sr.
TACKLE	3	Bernard Gooden (TR)	6-1	265	Jr.
	5	Tramel Logan	6-2	249	Sr.
END	OR 10	Jonathan Ross (TR)	6-3	243	Gr.
	8	DJ Gordon IV (BA) (TR)	6-1	228	Sr.
LB	55	Andrew Mata'afa (TR)	6-3	225	Gr.
	19	Jamie Pettway (TR)	6-2	235	Sr.
LB	17	Jhalyn Shuler (TR)	6-1	220	Sr.
	24	Mac Harris	6-0	234	Sr.
NICKEL	0	Daquan Evans	5-11	190	Gr.
	15	Jayden Curry	5-11	200	Sr.
CB	9	Aamaris Brown (BA) (TR)	5-10	197	Sr.
	26	Tavin Ward	6-1	192	So.
	20	Jameel Sanders (TR)	6-1	196	Jr.
	37	Logan Berryhill	6-4	196	Gr.
SAFETY	25	Chris Townsel	6-2	200	Sr.
	21	Jaelen Stokes	6-1	190	Jr.
	7	Will Jones (TR)	5-9	191	Sr.
	33	Timarcus Simpson (BA) (TR)	5-11	190	Gr.
CB	2	Braxton Clark (TR)	6-4	196	Gr.
	1	Matthew Hill (TR)	6-1	192	Gr.

PRONUNCIATION CHART

Head Coach Alex GOLESH	goal-ESH
12 JADEN Alexis	JAY-den
54 AMER AMER	AY-mer AY-mer
71 DERRELL Bailey Jr.	duh-RELL
86 Gerard EDIMO	EE-dee-MO
13 Doug BLUE-ELI	BLUE-eh-lie
11 GERRY Bohanon	GARY
16 Ryan BOLDUC	Bowl-DUCK
9 AAMARIS Brown	uh-MAR-iss
1 KHAFRE Brown	CHAH-free
27 TAWFIQ BYARD	tah-FEECK BYE-ard
52 Trey DUBUC	do-BUCK
2 MICHEL Dukes	Michael
0 DAQUAN Evans	duh-KWON or "Dae Dae"
10 KELLEY Joiner	Kelly
75 Andrew KILFOYL	KILL-foil
76 NIKOLO MILOVAC	NICK-oh-la MILL-oh-vits
42 LEWAI Mitchell	LEE-vie
13 TRAMEL Logan	truh-MELL
22 K'WAN Powell	KAY-wahn
53 De'Juan SEASE	de-WAHN cease
17 JHALYN SHULER	JAY-lin SHOO-ler
7 NAIEM Simmons	NYE-eem
82 KESHAUN Singleton	KEE-shawn
21 JAYQUAN Smith	JAY-kwon
21 JAELEN Stokes	JAY-len
94 KEEON Terrell	KEY-on
19 YUSUF Terry	YOU-suf
19 JAVOHN Thomas	juh-VAUGHN
26 TAVIN Ward	TAV-in
5 NAY'QUAN Wright	NAY-kwon
26 YASIAS Young	yuh-SIGH-iss

CAREER STARTS CHART

OFFENSE	2023	'22	'21	'20	'19	'18	CAREER
Donovan Jennings (OL)	3	4	12	7	8	4	38
Kelley Joiner (RB)	-	1	1	7	2	-	11
Gerry Bohanon (QB)	-	7	-	-	-	-	7
Sean Atkins (WR)	3	1	3	-	-	-	7
Khafre Brown (WR)	3	4	-	-	-	-	7
Mike Lofton (OL)	3	3	-	-	-	-	6
Yusuf Terry (WR)	-	6	-	-	-	-	6
Byrum Brown (QB)	3	2	-	-	-	-	5
Derrell Bailey (OL)	-	4	-	-	-	-	4
Brandon Kilfoyl (OL)	3	-	-	-	-	-	3
Naiem Simmons (WR)	3	-	-	-	-	-	3
Nay'Quan Wright (RB)	3	-	-	-	-	-	3
Zane Herring (OL)	2	-	-	-	-	-	2
Jayson Littlejohn (TE)	2	-	-	-	-	-	2
Derek Bowman (OL)	2	-	-	-	-	-	2
RJ Perry (OL)	2	-	-	-	-	-	2
Weston Wolff (TE)	1	-	-	-	-	-	1

DEFENSE

	2023	'22	'21	'20	'19	'18	CAREER
Matthew Hill (S)	-	6	10	-	-	-	16
Jason Vaughn (DE)	-	6	8	1	-	-	15
Daquan Evans (DB)	3	-	11	1	-	-	15
Aamaris Brown (CB)	3	11	-	-	-	-	14
Tramel Logan (DL)	2	8	1	-	-	-	11
DJ Gordon (LB)	3	8	-	-	-	-	11
Rashad Cheney (DT)	2	6	-	-	-	-	8
T-Mac Simpson	-	8	-	-	-	-	8
Will Jones (S)	1	6	-	-	-	-	7
Jayden Curry (S)	-	6	-	-	-	-	6
Chris Townsel (DB)	-	-	-	5	-	-	5
Jhalyn Shuler (LB)	3	-	-	-	-	-	3
Braxton Clark (CB)	3	-	-	-	-	-	3
Doug Blue-Eli (DT)	3	-	-	-	-	-	3
Logan Berryhill (S)	3	-	-	-	-	-	3
Jaelen Stokes (CB)	3	-	-	-	-	-	3
Lloyd Summerall (DE)	2	-	-	-	-	-	2
Mac Harris (S)	-	-	-	2	-	-	2
Jonathan Ross (DE)	1	-	-	-	-	-	1
D.J. Harris (DE)	1	-	-	-	-	-	1
Brian Norris (LB)	-	-	-	1	-	-	1

2023 GAME-BY-GAME LEADERS

GAME	RUSHING	PASSING (C-A-YD-INT-TD)	CATCHES	REC YARDS	TACKLES
at WKU	Byrum Brown (160)	Byrum Brown (15-34-166-2-1)	Sean Atkins (5)	Khafre. Brown (95)	3 w/5
vs FAMU	Nay'Quan Wright (55)	Byrum Brown (20-34-197-0-3)	Sean Atkins (5)	Naiem Simmons (59)	DJ Gordon (7)
vs Alabama	Byrum Brown (92)	Byrum Brown (14-28-87-1-0)	Sean Atkins (6)	Sean Atkins (42)	Shuler (11)

2023 FIELD GOALS

Field Goals	fg	pct.	01-19	20-29	30-39	40-49	50-99	lg	blk
John Cannon	3-3	100.0	-	1-0	1-0	1-0	-	44	0
OPPONENTS	4-4	100.0	-	1-0	1-0	2-0	-	42	0
FG Sequence			USF			Opponents			
at WKU			37			41, 42			
vs. FAMU			27			27			
vs. Alabama			44			30			
			(missed)						

2023 USF GAME-BY-GAME STARTERS

OFFENSE

GAME	LT	LG	C	RG	RT	TE	QB	HB	WR	WR	WR
at WKU	Jennings	Kilfoyl	Lofton	Herring	Perry	Wolff	B. Brown	Wright	Atkins	Simmons	K. Brown
vs FAMU	Jennings	Kilfoyl	Lofton	Herring	Bowman	Littlejohn	B. Brown	Wright	Atkins	Simmons	K. Brown
vs Alabama	Jennings	Kilfoyl	Lofton	Perry	Bowman	Littlejohn	B. Brown	Wright	Atkins	Simmons	K. Brown

**Started four wide receivers

***Started two tight ends

DEFENSE

GAME	END	NOSE	TACKLE	B-BACK	LB	LB	CB	NB	SAFETY	SAFETY	CB
at WKU	Logan	Blue-Eli	*Jones	Summerall	Shuler	Gordon IV	Clark	Evans	Berryhill	Stokes	A. Brown
vs FAMU	Logan	Blue-Eli	Cheney	Harris	Shuler	Gordon IV	Clark	Evans	Berryhill	Stokes	A. Brown
vs Alabama	Ross	Blue-Eli	Cheney	Summerall	Shuler	Gordon IV	Clark	Evans	Berryhill	Stokes	A. Brown

* Started Six Defensive Backs

** Started Four Defensive Linemen

TURNOVERS FORCED

TEAM	INT	FUMBLE	DEF TD	TOTAL
USF	3	3	-	6
Opponents	2	2	1	5

USF	OPPONENTS
CAUSED: 6	CAUSED: 5
POINTS OFF TO: 13	POINTS OFF TO: 24
DEFENSIVE TD's: 0	DEFENSIVE TD's: 1

USF TURNOVERS FORCED

QT	Play	Ball On	Result
at WKU (0)			
NONE			

FAMU (5)			
1st	FUM by Marcus Riley Rec. by Mac Harris	USF 35	Touchdown
1st	INT of J. Moussa by Logan Berryhill	USF 30	Downs
1st	INT of J. Moussa by Jalen Stokes	FAMU 28	Field Goal
2nd	FUM by Marcus Riley Rec. by D.J. Harris	USF 18	Half
4th	INT of J. Moussa by Logan Berryhill	USF 45	Punt

ALABAMA (1)			
1st	FUM by K. McKinstry Rec. by D.J. Harris	USF25	Field Goal

RICE			
-			

at NAVY			
-			

at UAB			
-			

FAU			
-			

at UCONN			
-			

at MEMPHIS			
-			

at UTSA			
-			

CHARLOTTE			
-			

OPPONENT TURNOVERS FORCED

QT	Play	Ball On	Result
at WKU (5)			
1st	INT of B. Brown by Desmyn Baker	WKU 49	Touchdown
4th	INT of B. Brown by Aaron Key	WKU 4	Punt
4th	FUM: by B. Brown sacked by JaQues Evans	USF73	Touchdown

FAMU (0)			
None			

ALABAMA (2)			
2nd	FUM by B. Brown by Dallas Turner	USF25	Field Goal
4th	INT of B. Brown by Malachi Moore	ALA 0	Touchdown

RICE			
-			

at NAVY			
-			

at UAB			
-			

FAU			
-			

at UCONN			
-			

at MEMPHIS			
-			

at UTSA			
-			

CHARLOTTE			
-			

USF DRIVE CHART

DISPLAYED USF/OPPONENT	Possessions		FGs		Fumbles	Intercepted	Safety	Punt	Turnover on		End of Half	End of Game	70+ yard Drives	3 and Out
	TDs	Made	Missed	Downs					Half					
at WKU	15/14	3/4	1/2	0/0	1/0	2/0	0/0	6/6	1/1	0/1	1/0	4/2	6/6	
vs. FAMU	14/13	5/3	1/1	0/0	0/1	0/2	0/0	5/4	2/1	0/1	0/1	2/3	2/3	
vs. ALABAMA	13/12	0/2	1/1	0/0	1/0	1/0	0/0	5/8	4/0	0/1	1/0	0/0	2/2	
TOTALS	42/39	8/9	3/4	0/0	2/1	3/2	0/0	16/18	7/2	0/3	2/1	6/5	10/11	

USF SCORING DRIVES

QT When ... Score Play..... DRIVE

at WKU (3 TD/ 1 FG)

1st	11:36.....	TD	B. Brown 6-yard TD RUN.....	13 plays-75 yards, 3:24
1st	4:28.....	TD	B. Brown to K. Brown 84-yard TD PASS.....	5 plays-53 yards, 1:45
2nd	13:31.....	FG	John Cannon 39-yard FIELD GOAL.....	13 plays-62 yards, 4:58
3rd	10:11.....	TD	B. Brown 28-yard TD RUN.....	8 plays-75 yards, 2:50

FAMU (5 TD/ 1 FG)

1st	10:05.....	TD	B. Brown to K. Brown 7-yard TD PASS.....	8 plays-75 yards, 2:16
1st	8:02.....	TD	B. Brown 8-yard TD RUN.....	7 plays-17 yards, 1:54
2nd	14:51.....	FG	J. Cannon 27-yard FIELD GOAL.....	6 plays-15 yards, 1:13
2nd	00:48.....	TD	B. Brown to J. Littlejohn 6-yard TD PASS.....	11 plays-92 yards, 4:09
3rd	00:22.....	TD	B. Brown 13-yard TD RUN.....	8 plays-53 yards, 3:17
4th	7:39.....	TD	B. Brown to N. Simmons 31-yard TD PASS.....	7 plays-56 yards, 2:19

ALABAMA (0 TD/ 1 FG)

1st	7:08.....	FG	J. Cannon 44-yard FIELD GOAL.....	4 plays-4 yards, 1:01
-----	-----------	----	-----------------------------------	-----------------------

RICE (-- TD/ -- FG)

at Navy (-- TD/ -- FG)

at UAB (-- TD/ -- FG)

FAU (-- TD/ -- FG)

at UCONN (-- TD/ -- FG)

at MEMPHIS (-- TD/ -- FG)

TEMPLE (-- TD/ -- FG)

at UTSA (-- TD/ -- FG)

CHARLOTTE (-- TD/ -- FG)

SCORING DRIVES OF 75 YDS OR MORE: 4 (4 TD)

SCORING DRIVES 6:00 OR MORE: -- (-- TD, -- FG)

SCORING DRIVES 3:00 OR LESS: 6 (5 TD, 1 FG)

SCORING DRIVES 2:00 OR LESS: 3 (2 TD, 1 FG)

SCORING DRIVES 1:00 OR LESS: 0 (-- TD, --- FG)

LONG DRIVES:

Longest by PLAYS:

13 plays-75-yards, 3:24, B. Brown 6-yard TD RUN, at WKU
13 plays-62 yards, 4:58, John Cannon 39-yard FIELD GOAL, at WKU

Longest by YARDS:

92 yards-11 plays, 4:09, B. Brown to J. Littlejohn 6-yard TD PASS, vs. FAMU

Longest by TIME:

4:58, 13-plays-62 yards, John Cannon 39-yard FIELD GOAL

DEFENSE/SPECIAL TEAMS TOUCHDOWNS: 1

DEFENSIVE SCORING PLAYS

BYU

3rd 14:44..... KR Jimmy Horn 89-yard kickoff return

LONGEST DRIVES IN PROGRAM HISTORY:

Longest by PLAYS:

21 plays (75 yards; 5:58, TD) at SMU on 11/23/2013

Longest by YARDS:

99 Yards (13 plays, 5:19, TD) at FIU on 9/20/2008

Longest by TIME:

9:58 (17 plays, 96 yards, TD) at Florida on 9/11/2010

2023 GAME-BY-GAME TEAM STATISTICAL COMPARISON

Opponent	Score	First Downs			Rushing Number-Yards	Passing		Total Offense Plays-Yards	Return Yards	Turn- Overs	
		Total	Rush	Pass		Pen	Comp-Att.-Int				Yards
Western Ky.	24-41	26 / 22	21 / 7	4 / 13	1 / 2	61-374 / 23-129	15-34-2 / 29-50-0	166 / 336	95-540 / 73-465	36 / 97	3 / 0
Florida A&M	38-24	24 / 24	7 / 3	11 / 15	6 / 6	44-108 / 29-19	22-37-0 / 24-43-3	234 / 374	81-342 / 72-393	74 / 45	0 / 5
Alabama	3-17	14 / 16	10 / 10	4 / 3	0 / 3	46-171 / 42-203	14-28-1 / 10-23-0	87 / 107	74-258 / 65-310	22 / 21	2 / 1
Totals	65-82	64 / 62	38 / 20	19 / 31	7 / 11	151-653 / 94-351	51-99-3 / 63-116-3	487 / 817	250-1140 / 210-1168	132 / 163	5 / 6

Opponents	3rd Down Conversion	4th Down Conversion	Time of Possession	TOP Margin	Avg Yds/Rush	Avg Yds/Pass	Avg Yds/Play	Punting Number-Avg	Penalties Number-Yards	Sacks
Florida A&M	8-19 / 4-11	2-4 / 1-2	28:13 / 31:47	-03:34	2.5 / 0.7	6.3 / 8.7	4.2 / 5.5	5-41.4 / 4-40.3	14-114.0 / 12-115.0	4 / 6
Alabama	5-17 / 5-15	2-6 / 0-0	30:26 / 29:34	00:52	3.7 / 4.8	3.1 / 4.7	3.5 / 4.8	5-44.4 / 8-46.1	5-40.0 / 5-35.0	5 / 5
Totals	21-57 / 15-42	8-15 / 2-4	89:18 / 90:52	-01:34	4.3 / 3.7	4.9 / 7.0	4.6 / 5.6	16-44.9 / 18-43.9	30-254.0 / 26-205.0	9 / 16

Note: Game totals are displayed in the format TEAM/OPPONENT for each category

USF EXPLOSIVE PLAYS (15+ YARDS)

RUSHING	15-19	20-29	30-39	40-49	50-59	60-69	70-79	80-89	90-99	TOTAL
Byrum Brown	5	1	2	-	-	-	-	-	-	8
Michel Dukes	-	2	-	-	-	-	-	-	-	2
Nay'Quan Wright	-	3	-	-	-	-	-	-	-	3
K'Wan Powell	-	1	-	-	-	-	-	-	-	1
TOTALS	5	7	2	-	-	-	-	-	-	14
RECEIVING	15-19	20-29	30-39	40-49	50-59	60-69	70-79	80-89	90-99	TOTAL
Khafre Brown	-	-	-	-	-	-	-	1	-	1
Sean Atkins	2	1	-	-	-	-	-	-	-	3
Michel Dukes	-	-	1	-	-	-	-	-	-	1
Naiem Simmons	1	-	1	-	-	-	-	-	-	2
TOTALS	3	1	2	-	-	-	-	1	-	7
PASSING	15-19	20-29	30-39	40-49	50-59	60-69	70-79	80-89	90-99	TOTAL
Byrum Brown	3	1	-	-	-	-	-	1	-	5
Sean Atkins	-	-	1	-	-	-	-	-	-	1
TOTALS	3	1	1	-	-	-	-	1	-	6

USF EXPLOSIVE PLAYS (15+ YARDS)

EXPLOSIVE PLAY BREAKDOWN

USF TOTAL (Run & Pass): 23 (7 pass, 14 run)

USF GAME HIGH: 9 at WKU

OPP. GAME HIGH: 11 at WKU (9 pass, 2 run)

USF

Long PASS: 84 (TD) B. Brown to K. Brown at WKU

Long RUN: 37, B. Brown at WKU

Long PUNT RETURN: 3, 3X, last Sean Atkins vs. ALABAMA

Long KICKOFF RETURN: 17, Michel Dukes at WKU

Long INT RETURN: --

OPPONENT

Long Pass: 51, Austin Reed to Moussa Barry at WKU

Long Run: 48, R. Williams at USF

Long Def: 27, strip sack return JaQues Evans at WKU

LENGTH	QT	TYPE	PLAYER	OPP
--------	----	------	--------	-----

AT WKU (USF 9 / WKU 11)

84 (TD)	1st	PASS	B. Brown to K. Brown	at WKU
37	3rd	RUN	B. Brown	at WKU
28 (TD)	3rd	RUN	B. Brown	at WKU
23	1st	RUN	Dukes	at WKU
22	1st	RUN	Dukes	at WKU
20	1st	RUN	Wright	at WKU
20	4th	RUN	Powell	at WKU
18	4th	RUN	B. Brown	at WKU
15	1st	RUN	B. Brown	at WKU

FAMU (USF 7 / FAMU 9)

39	2nd	PASS	S. Atkins to M. Dukes	vs. FAMU
31 (TD)	4th	PASS	B. Brown to N. Simmons	vs. FAMU
28	1st	RUN	N. Wright	vs. FAMU
22	4th	PASS	B. Brown to S. Atkins	vs. FAMU
22	1st	RUN	N. Wright	vs. FAMU
18	1st	PASS	B. Brown to S. Atkins	vs. FAMU
16	2nd	PASS	B. Brown to N. Simmons	vs. FAMU

ALABAMA (USF 7 / ALABAMA 5)

31	3rd	RUN	B. Brown	vs. ALABAMA
19	1st	RUN	B. Brown	vs. ALABAMA
16	3rd	RUN	B. Brown	vs. ALABAMA
15	3rd	RUN	B. Brown	vs. ALABAMA
15	4th	PASS	B. Brown to S. Atkins	vs. ALABAMA

RICE (-)

--

AT NAVY (--)

--

AT UAB (-)

-

FAU (-)

-

AT UCONN (-)

-

AT MEMPHIS

-

TEMPLE (-)

-

AT UTSA (-)

--

CHARLOTTE (--)

25-YARD+ EXPLOSIVE PLAYS BY LENGTH

▼ 50 + YARD PLAYS (1) ▼

LENGTH	QT	TYPE	PLAYER	OPP
84 (TD)	1st	PASS	B. Brown to K. Brown	at WKU

▼ 30-50 YARD PLAYS (3) ▼

LENGTH	QT	TYPE	PLAYER	OPP
39	2nd	PASS	S. Atkins to M. Dukes	vs. FAMU
37	3rd	RUN	B. Brown	at WKU
31 (TD)	4th	PASS	B. Brown to N. Simmons	vs. FAMU
31	3rd	RUN	B. Brown	vs. ALABAMA

▼ LONG PLAYS FOR TOUCHDOWNS (3)

84 (TD)	1st	PASS	B. Brown to K. Brown	at WKU
31 (TD)	4th	PASS	B. Brown to N. Simmons	vs. FAMU
28 (TD)	3rd	RUN	B. Brown	at WKU

GAME HIGH 15+ PLAYS FOR TD: 2 at WKU

▼ 25+ YARD SPECIAL TEAMS & DEFENSIVE PLAYS ▼

--

2023 GAME-BY-GAME STATISTICS

GAME-BY-GAME PASSING

#17 BYRUM BROWN

	COMP	ATT	INT	PCT	YDS	TD	LG	SACK	EFF	TOT: YDS	TD
at WKU	15	34	2	44.1	166	1	84	5	83.1	342	3
vs. FAMU	20	34	0	58.8	197	3	31	6	136.6	220	5
vs. ALA	14	28	1	50.0	87	0	31	5	97.9	179	0

#8 BRYCE ARCHIE

	COMP	ATT	INT	PCT	YDS	TD	LG	SACK	EFF	TOT: YDS	TD
at WKU	0	0	0	-	0	0	-	0	-	0	0
vs. FAMU	1	2	0	50.0	-2	0	-2	0	41.0	-2	0

#39 SEAN ATKINS

	COMP	ATT	INT	PCT	YDS	TD	LG	SACK	EFF	TOT: YDS	TD
at WKU	0	0	0	-	0	0	-	0	-	0	0
vs. FAMU	1	1	0	100.0	39	0	39	0	427.6	39	0

2023 GAME-BY-GAME RUSHING (CARRIES-YARDS-TD)

PLAYER	@WKU	FAMU	ALA	RICE	@NAVY	@UAB	FAU	@UCONN	@MEM	TEM	@UTSA	CHAR
BROWN, Byrum QB	25-160-2	17-23-2	23-92-0									
WRIGHT, Nay'Quan RB	17-111-0	9-37-0	15-62-0									
DUKES, Michel RB	8-64-0	13-40-0	2-6-0									
POWELL, K'Wan RB	11-40-0	4-6-0	4-10-0									
JOINER Jr., Kelley	0-0-0	1-2-0	1-4-0									
GREENWALD, Gunner TE	0-0-0	0-0-0	1-3-0									

2023 GAME-BY-GAME RECEIVING (CATCHES-YARDS-TD)

PLAYER	@WKU	FAMU	ALA	RICE	@NAVY	@UAB	FAU	@UCONN	@MEM	TEM	@UTSA	CHAR
ATKINS, Sean WR	5-43-0	5-57-0	6-42-0									
BROWN, Khafre WR	3-95-1	3-14-1	0-0-0									
SIMMONS, Naiem WR	1-6-0	3-59-1	3-20-0									
DUKES, Michel RB	1-3-0	1-39-0	1-9-0									
WRIGHT, Nay'Quan RB	2-10-0	1-12-0	0-0-0									
JOINER JR., Kelley RB	1-0-0	2-15-0	1-4-0									
WOLFF, Weston TE	1-2-0	0-0-0	2-17-0									
LITTLEJOHN, Jayson TE	0-0-0	3-16-1	0-0-0									
ALEXIS, Jaden WR	0-0-0	2-11-0	0-0-0									
GREENWALD, Gunnar TE	1-7-0	0-0-0	0-0-0									
BROWN-STEPHENS, Michael WR	0-0-0	1-6-0	0-0-0									
TERRY, Yusef WR	0-0-0	1-5-0	0-0-0									
POWELL, K'Wan RB	0-0-0	0-0-0	1-(-5)-0									

2023 GAME-BY-GAME SACKS

PLAYER	@WKU	FAMU	ALA	RICE	@NAVY	@UAB	FAU	@UCONN	@MEM	TEM	@UTSA	CHAR
EVANS, Daquan DB	0.0	0.0	3.0									
STOKES, Jaelen DB	0.0	0.0	1.0									
ROSS, Jonathan DE	0.0	1.0	0.0									
BROWN, Aamaris DB	0.0	1.0	0.0									
WILLIAMS, Jacques DL	0.0	1.0	0.0									
VAUGHN, Jason DE	0.0	1.0	1.0									
TOTAL	0.0	4.0	5.0									

2023 GAME-BY-GAME TACKLES

Player	S-A	Total	WestKy	FAMU	Bama
Jhalyn Shuler	5-16	21	1-3	2-4	2-9
DJ Gordon IV	7-12	19	2-3	4-3	1-6
Daquan Evans	13-5	18	4-1	5-0	4-4
Jaelen Stokes	9-7	16	4-1	2-1	3-5
Logan Berryhill	10-5	15	4-0	3-1	3-4
Aamaris Brown	8-3	11	4-0	3-0	1-3
Braxton Clark	8-1	9	4-0	2-0	2-1
Rashad Cheney	2-7	9	DNP	0-4	2-3
Lloyd Summerall	1-8	9	1-1	0-3	0-4
Jason Vaughn	5-3	8	2-1	1-0	2-2
Jonathan Ross	3-5	8	0-1	3-2	0-2
Tramel Logan	3-4	7	1-1	1-1	1-2
Andrew Mata'afa	4-1	5	3-0	1-1	DNP
Immanuel Hickman	2-3	5	DNP	1-1	1-2
Christopher Townsel	3-0	3	2-0	1-0	-
Tavin Ward	3-0	3	1-0	1-0	1-0
Jayden Curry	2-1	3	1-1	1-0	-
Jamie Pettway	2-1	3	-	2-0	0-1
D.J. Harris	1-2	3	1-0	0-1	0-1
Matthew Hill	2-0	2	2-0	-	-
Will Jones II	2-0	2	1-0	1-0	DNP
Dominic Gonnella	2-0	2	2-0	-	-
Michael Williams II	1-1	2	1-1	-	-
Jacquez Williams	1-1	2	-	1-0	0-1
Doug Blue-Eli	0-2	2	0-1	-	0-1
Byrum Brown	1-0	1	1-0	-	-
Rico Watson III	1-0	1	DNP	1-0	DNP
Sean Atkins	1-0	1	1-0	-	-
Bryce Bernard	1-0	1	1-0	-	-
De'Juan Sease	1-0	1	-	1-0	DNP
Amer Amer	1-0	1	1-0	-	-
Mac Harris	0-1	1	-	-	0-1

2023 GAME-BY-GAME TFL

PLAYER	TOTAL	@WKU	FAMU	ALA	RICE	@NAVY	@UAB	FAU	@UCONN	@MEM	TEM	UTSA	CHAR
EVANS, Daquan CB	8.0	2.0	2.0	4.0									
GORDON, DJ LB	3.5	1.0	2.5	0.0									
ROSS, Jonathan DE	2.5	0.0	2.5	0.0									
VAUGHN, Jason DE	2.0	0.0	1.0	1.0									
CLARK, Braxton CB	1.0	1.0	0.0	0.0									
MATA'afa, Andrew LB	1.0	1.0	0.0	0.0									
WILLIAMS, Jacquez DL	1.0	0.0	1.0	0.0									
SEASE, De'Juan DT	1.0	0.0	1.0	0.0									
BERNARD, Bryce LS	1.0	1.0	0.0	0.0									
STOKES, Jaelen DB	1.0	0.0	0.0	1.0									
BROWN, Aamaris DB	1.0	0.0	1.0	0.0									
CHENEY, Rashad DT	1.0	0.0	0.5	0.5									
HARRIS, D.J. DE	1.0	0.0	0.5	0.5									
SUMERALL Lloyd DE	0.5	0.0	0.0	0.5									
TRAMEL, Logan DE	0.5	0.0	0.0	0.5									
TOTAL	23.0	5.0	12.0	8.0									

NCAA/CONFERENCE RANKINGS - TEAM

Statistic	National Conference		Value National Leader		Value Conference Leader		
	Rank	Rank	Value	Leader	Value	Leader	
3rd Down Conversion Pct (130 ranked)	92	10	0.368	Oklahoma	0.676	UAB	0.528
3rd Down Conversion Pct Defense (130 ranked)	51	4	0.357	Michigan St.	0.189	Memphis	0.267
4th Down Conversion Pct (120 ranked)	64	9	0.533	13 teams tied	1.000	Memphis	1.000
4th Down Conversion Pct Defense (122 ranked)	56	7	0.500	6 teams tied	0.000	UAB	0.000
Blocked Kicks (11 ranked)				10 teams tied	2	North Texas SMU	1 1
Blocked Kicks Allowed (126 ranked)	1	1	0	100 teams tied	0	12 teams tied	0
Blocked Punts (2 ranked)				Vanderbilt	2		
Blocked Punts Allowed (118 ranked)	1	1	0	117 teams tied	0	13 teams tied	0
Completion Percentage (130 ranked)	124	14	0.515	Oklahoma	0.832	UAB	0.803
Defensive TDs (13 ranked)				12 teams tied	2	East Carolina	2
Fewest Penalties (130 ranked)	126	13	30	Georgia Tech	5	Navy	9
Fewest Penalties Per Game (130 ranked)	127	13	10.00	Georgia Tech	1.67	Navy	3.00
Fewest Penalty Yards (130 ranked)	121	13	254	Iowa	55	Navy	71
Fewest Penalty Yards Per Game (129 ranked)	123	13	84.67	Iowa	18.33	Navy	23.67
First Downs Defense (130 ranked)	94	10	62	Marshall	32	Memphis	41
First Downs Offense (129 ranked)	64	6	64	Notre Dame	92	UAB	75
Fumbles Lost (129 ranked)	66	5	2	23 teams tied	0	East Carolina	0
Fumbles Recovered (70 ranked)	12	3	3	California Memphis South Alabama	5 5 5	Memphis	5
Kickoff Return Defense (130 ranked)	38	5	16.25	North Texas	-0.50	North Texas	-0.50
Kickoff Returns (129 ranked)	110	12	15.50	Colorado St.	50.67	Tulsa	26.33
Net Punting (130 ranked)	7	1	45.06	Duke	50.17	South Fla.	45.06
Passes Had Intercepted (130 ranked)	70	5	3	13 teams tied	0	Navy	0
Passes Intercepted (99 ranked)	44	1	3	Liberty	9	6 teams tied	3
Passing Offense (130 ranked)	118	12	162.3	Washington	493.3	UAB	318.7
Passing Yards Allowed (130 ranked)	111	12	272.3	Memphis	112.7	Memphis	112.7
Passing Yards per Completion (130 ranked)	120	12	9.55	Air Force	32.17	Tulane	17.34
Punt Return Defense (129 ranked)	6	1	-1.00	Florida St.	-3.00	South Fla.	-1.00
Punt Returns (130 ranked)	98	14	3.75	Navy	38.00	Navy	38.00
Red Zone Defense (130 ranked)	96	12	0.900	Auburn Syracuse Wake Forest	0.429 0.429 0.429	Memphis	0.571
Red Zone Offense (129 ranked)	89	8	0.778	18 teams tied	1.000	North Texas	0.923
Rushing Defense (130 ranked)	53	4	117.0	Air Force	44.3	Tulane	63.0
Rushing Offense (130 ranked)	14	2	217.7	Air Force	320.7	Navy	223.3
Sacks Allowed (130 ranked)	128	14	5.33	Marshall	0.00	SMU Temple	0.33 0.33
Scoring Defense (130 ranked)	88	7	27.3	Michigan	5.3	Memphis	13.7
Scoring Offense (130 ranked)	104	11	21.7	Southern California	59.3	Memphis	40.3
Tackles for Loss Allowed (130 ranked)	129	14	9.67	Michigan	2.33	SMU	3.33
Team Passing Efficiency (130 ranked)	126	13	100.11	Air Force	255.12	Tulane	171.58
Team Passing Efficiency Defense (130 ranked)	41	2	116.83	Notre Dame	84.73	Memphis	85.52
Team Sacks (128 ranked)	27	4	3.00	Wake Forest	5.33	Tulane	4.00
Team Tackles for Loss (130 ranked)	13	2	8.3	Texas St.	11.3	Tulane	8.7
Time of Possession (130 ranked)	81	9	29:46	Rice	36:40	Rice	36:40
Total Defense (130 ranked)	98	10	389.3	Air Force	179.3	Memphis	245.7
Total Offense (130 ranked)	76	7	380.0	UCF	617.7	SMU	463.3
Turnover Margin (130 ranked)	45	3	0.33	Fresno St. Liberty	2.67 2.67	Memphis Navy	0.67 0.67
Turnovers Gained (123 ranked)	25	2	6	5 teams tied	10	Memphis	7
Turnovers Lost (130 ranked)	77	4	5	Oregon Penn St.	0 0	Navy	2
Winning Percentage (125 ranked)	82	6	0.333	38 teams tied	1.000	Memphis	1.000

NCAA/CONFERENCE RANKINGS - INDIVIDUAL

Statistic	Player	National Rank	Conference Rank	Value	National Leader	Value	Conference Leader	Value
All Purpose (199 ranked)	Byrum Brown Nay'Quan Wright	111 162	6 13	89.67 77.33	Robert Lewis, Georgia St.	170.00	Blake Watson, Memphis	141.67
Blocked Kicks (1 ranked)					Omari Thomas, Tennessee Wesley Williams, Duke	2 2		
Combined Kick Returns (197 ranked)	Michel Dukes Sean Atkins	180 187	17 20	32 30	Jacob De Jesus, UNLV	305	Kaylon Horton, North Texas	228
Completion Percentage (112 ranked)	Byrum Brown	109	10	0.510	Dillon Gabriel, Oklahoma	0.825	Jacob Zeno, UAB	0.803
Completions Per Game (99 ranked)	Byrum Brown	68	7	16.33	Shedeur Sanders, Colorado	35.67	Jacob Zeno, UAB	32.67
Field Goal Percentage (97 ranked)	John Cannon	1	1	1.000	21 players tied	1.000	Noah Rauschenberg, North Texas John Cannon, South Fla.	1.000 1.000
Field Goals Per Game (124 ranked)	John Cannon	48	3	1.00	Matthew Dennis, Wake Forest Dylan Lynch, Fresno St.	2.67 2.67	Noah Rauschenberg, North Texas	2.00
Forced Fumbles (25 ranked)	Jamie Pettway Jhalyn Shuler	25 25	2 2	0.33 0.33	Donovan Manuel, FIU	0.75	Michael Fairbanks II, UAB	0.67
Fumbles Recovered (12 ranked)	D.J. Harris Mac Harris	2 12	1 2	2 1	Drue Watts, Nevada	3	D.J. Harris, South Fla.	2
Interceptions Per Game (49 ranked)	Logan Berryhill Jaelen Stokes	9 49	1 5	0.77 0.3	7 players tied	1.04	4 players tied	0.7
Kickoff Return TDs (1 ranked)					12 players tied	1		
Kickoff Returns (66 ranked)					Kobe Johnson, Colorado St.	50.7	Javious Bond, East Carolina	21.6
Passes Defended (54 ranked)	Logan Berryhill	23	5	1.3	Rayuan Lane, Navy	2.7	Rayuan Lane, Navy	2.7
Passing Efficiency (112 ranked)	Byrum Brown	107	9	97.9	Caleb Williams, Southern California	240.5	Cardell Williams, Tulsa	182.2
Passing TDs (69 ranked)	Byrum Brown	69	7	4	Sam Hartman, Notre Dame	13	Preston Stone, SMU	9
Passing Yards (130 ranked)	Byrum Brown	95	9	450	Michael Penix Jr., Washington	1,332	Jacob Zeno, UAB	956
Passing Yards Per Game (130 ranked)	Byrum Brown	93	9	150.0	Michael Penix Jr., Washington	444.0	Jacob Zeno, UAB	318.7
Passing Yards per Completion (112 ranked)	Byrum Brown	104	10	9.18	Dante Moore, UCLA	19.22	Cardell Williams, Tulsa	16.47
Points Responsible For (196 ranked)	Byrum Brown	33	3	48	Sam Hartman, Notre Dame	90	Preston Stone, SMU	62
Points Responsible For Per Game (200 ranked)	Byrum Brown	33	3	16.0	Caleb Williams, Southern California	26.0	Preston Stone, SMU	20.7
Punt Return TDs (1 ranked)					11 players tied	1	Henry Rutledge, Charlotte	1
Punt Returns (62 ranked)	Sean Atkins	54	7	3.8	Mekhi Mews, Georgia	26.0	Jha'Quan Jackson, Tulane	14.2
Punting (72 ranked)	Andrew Stokes	19	1	44.9	James Ferguson-Reynolds, Boise St.	51.3	Andrew Stokes, South Fla.	44.9
Receiving TDs (58 ranked)	Khafre Brown	58	5	2	Will Sheppard, Vanderbilt Roman Wilson, Michigan	6 6	Jha'Quan Jackson, Tulane Ja'Mori Maclin, North Texas Luke McCaffrey, Rice	4 4 4
Receiving Yards (197 ranked)	Sean Atkins	194	16	142	Gage Larvadain, Miami (OH)	449	Lawrence Keys III, Tulane	268
Receiving Yards Per Game (198 ranked)	Sean Atkins	183	16	47.3	Gage Larvadain, Miami (OH)	149.7	Lawrence Keys III, Tulane	89.3
Receptions Per Game (188 ranked)	Sean Atkins	46	4	5.3	Tory Horton, Colorado St.	12.5	LaJohntay Wester, Fla. Atlantic	10.0
Rush Yards Per Carry (128 ranked)	Nay'Quan Wright Byrum Brown	59 97	3 9	5.12 4.14	Jawhar Jordan, Louisville	10.75	Blake Watson, Memphis	7.38
Rushing TDs (35 ranked)	Byrum Brown	15	2	4	Marcus Carroll, Georgia St.	7	Daelen Alexander, Rice	5
Rushing Yards (200 ranked)	Byrum Brown Nay'Quan Wright	26 68	2 5	269 210	Audric Estime, Notre Dame	521	Blake Watson, Memphis	295
Rushing Yards Per Game (199 ranked)	Byrum Brown Nay'Quan Wright Michel Dukes	25 63 188	2 5 21	89.7 70.0 36.7	Nate Noel, App State	140.0	Blake Watson, Memphis	98.3
Sacks (135 ranked)	Daquan Evans Jason Vaughn	12 51	3 8	1.00 0.67	Sam Burton, Marshall	1.75	Trey Moore, UTSA	1.33
Scoring (136 ranked)	Byrum Brown	56	3	8.0	Rasheen Ali, Marshall	15.0	Daelen Alexander, Rice	10.7
Solo Tackles (33 ranked)					Dillon Thieneman, Purdue Hunter Wohler, Wisconsin	8.7 8.7	Michael Edwards III, East Carolina	5.3
Tackles For Loss (66 ranked)	Daquan Evans	1	1	2.7	Daquan Evans, South Fla.	2.7	Daquan Evans, South Fla.	2.7
Total Interceptions (49 ranked)	Logan Berryhill Jaelen Stokes	8 49	1 5	27 1	7 players tied	34	4 players tied	2
Total Offense (200 ranked)	Byrum Brown Nay'Quan Wright	61 186	6 18	239.7 70.0	Michael Penix Jr., Washington	447.0	Jacob Zeno, UAB	350.0
Total Points Scored (144 ranked)	Byrum Brown	62	3	24	Marcus Carroll, Georgia St.	42	Daelen Alexander, Rice	32
Total Tackles (468 ranked)	Jhalyn Shuler DJ Gordon IV Daquan Evans Jaelen Stokes Logan Berryhill	100 158 187 271 329	8 14 19 30 34	7.0 6.3 6.0 5.3 5.0	Jason Henderson, Old Dominion	13.3	Kendarin Ray, Tulsa	9.3
Total Touchdowns (142 ranked)	Byrum Brown Khafre Brown	24 142	2 11	4 2	Marcus Carroll, Georgia St.	7	Daelen Alexander, Rice	5
Yards per Pass Attempt (112 ranked)	Byrum Brown	111	10	4.69	Caleb Williams, Southern California	12.54	Cardell Williams, Tulsa	10.98
Yards per Reception (199 ranked)	Khafre Brown	62	9	18.17	Isaiah Alston, Army West Point	31.25	Jha'Quan Jackson, Tulane	25.56

WIDE RECEIVERS/TIGHT ENDS

#1 WR KHAFRE BROWN

Receptions.....3, 4X, last vs. Florida A&M (9/9/23)
 Receiving Yards.....95, at WKU (9/2/23)
 Long Reception.....84 (TD), at WKU (9/2/23)
 Receiving TDs.....1, 5X, last vs. Florida A&M (9/9/23)

#6 WR NAEIM SIMMONS

Receptions.....8, 2X, last vs Fordham (9/1/22)
 Receiving Yards.....162, vs. Fordham (9/1/22)
 Long Reception.....74 (TD), vs. Delaware State (10/2/21)
 Receiving TDs ..1, 8X, last vs. Florida A&M (9/9/23)

#7 WR MICHAEL BROWN-STEPHENS

Receptions.....6, at Michigan State (9/24/22)
 Receiving Yards.....105, at Purdue (10/2/21)
 Long Reception.....49, vs. Penn State (10/22/22)
 Receiving TDs.....1, 2X, last vs. Nebraska (10/16/21)

#11 WR YUSUF TERRY

Receptions.....4, at Louisville (9/24/22)
 Receiving Yards.....43, vs. TCU (10/31/20)
 Long.....27, vs. TCU (10/31/20)

#12 WR JADEN ALEXIS

Receptions.....2, vs. Florida A&M (9/9/23)
 Receiving Yards.....11, vs. Florida A&M (9/9/23)
 Long Reception.....6, vs. Florida A&M (9/9/23)
 Receiving TDs.....--

#38 WR SEAN ATKINS

Receptions.....9, at Tulsa (11.18.22)
 Receiving Yards.....115, at Tulsa (11.18.22)
 Long.....37, at Tulsa (11.18.22)
 Receiving TD.....1 (3X), last vs. UCF (11.26.22)
 Completions.....1, vs. Florida A&M (9.9.23)
 Attempts.....1, vs. Florida A&M (9.9.23)
 Passing Yards.....39, vs. Florida A&M (9.9.23)
 Long Pass.....1, vs. Florida A&M (9.9.23)

#80 WR JEYQUAN SMITH

Receptions.....--
 Receiving Yards.....--
 Long Reception.....--
 Receiving TDs.....--

#88 WR TYREE KELLY

Receptions.....--
 Receiving Yards.....--
 Long Reception.....--
 Receiving TDs.....--

#18 TE WESTON WOLFF

Receptions.....2, vs. Alabama (9/16/23)
 Receiving Yards.....17, vs. Alabama (9/16/23)
 Long Reception.....12, vs. Alabama (9/16/23)
 Receiving TDs.....--

#80 TE JAYSON LITTLEJOHN

Receptions.....3, vs. Florida A&M (9/9/23)
 Receiving Yards.....17, (2X), last at Tulsa (11/18/22)
 Long Reception.....17, (2X), last at Tulsa (11/18/22)
 Receiving TDs.....1, (3X), last vs. Florida A&M (9/9/23)

#87 TE GUNNAR GREENWALD

Receptions.....2, (2x), last vs. Howard (9/10/22)
 Receiving Yards.....25, vs. Howard (9/10/22)
 Long Reception.....16, vs. Howard (9/10/22)
 Receiving TDs.....--
 Kickoff Return Yards.....15, vs. Florida A&M (9/9/23)

QUARTERBACKS

#11 QB GERRY BOHANON

Completions.....18 (3x), last vs. ECU (10/1/22)
 Attempts.....30, vs. Texas (10/30/21)
 Passing Yards.....336, vs. West Virginia (10/9/21)
 Long Pass.....91, vs. ECU (10/1/22)
 Passing TDs.....4, vs. West Virginia (10/9/21)
 Rushes.....15, at Florida (9/17/22)
 Rushing Yards.....121, at Cincinnati (10/8/22)
 Long Rush.....59, at Cincinnati (10/8/22)
 Rushing TDs.....2, vs. Oklahoma (11/13/21)
 Total Yards.....346, vs. West Virginia (10/9/21)

#17 QB BYRUM BROWN

Completions.....21, at Tulsa (11/18/22)
 Attempts.....34, 2X, vs. Florida A&M (9/9/23)
 Passing Yards.....240, at Tulsa (11/18/22)
 Long Pass.....84, at WKU (9/2/23)
 Completion %.....84.0 (21-25), at Tulsa (11/18/22)
 Passing TDs.....3, 2X, last vs. Florida A&M (9/9/23)
 Rushes.....25, at WKU (9/2/23)
 Rushing Yards.....160, at WKU (9/2/23)
 Long Rush.....42, vs. UCF (11/26/22)
 Rushing TDs.....2, 3X, vs. Florida A&M (9/9/23)
 Total Yards.....254, vs. Florida A&M (9/9/23)

RUNNING BACKS

#2 RB MICHEL DUKES

Rushes.....13, vs. Florida A&M (9/9/23)
 Rushing Yards.....64, at WKU (9/2/23)
 Long Rush.....29, at Georgia Tech (2020)
 Rushings TDs.....2, vs. Howard (9/10/22)
 Receptions.....1, (12x), last vs. Alabama (9/16/23)
 Receiving Yards.....39, vs. Florida A&M (9/9/23)
 Long Reception.....39, vs. Florida A&M (9/9/23)
 Long Kickoff Return.....34, vs. ECU (10/1/22)
 Kickoff Return Yards.....75, vs. ECU (10/1/22)
 Kickoff Return Average.....31.0, vs. Howard (9/10/22)

#3 RB KELLEY JOINER

Rushes.....15, at Tulane (11/20/21)
 Rushing Yards.....126, vs. Temple (10/23/21)
 Long Rush.....51, vs. SC State (9/14/19)
 Rushings TDs.....1, (3x), last at Tulane (11/20/21)
 Receptions.....4, vs. Houston (11/6/21)
 Receiving Yards.....78, at Memphis (11/7/20)
 Receiving TDs.....1, at Memphis (11/7/20)
 Long Reception.....75, at Memphis (11/7/20)
 Long Kickoff Return.....15, vs. Florida A&M (9/9/23)

#5 RB NAY'QUAN WRIGHT

Rushes.....17, at WKU (9/2/23)
 Rushing Yards.....111, at WKU (9/2/23)
 Long.....34, vs. Vanderbilt (10/9/21)
 Rushing TD.....1, 5 times
 Receptions.....5, vs. Kentucky (11/28/20)
 Receiving Yards.....71, vs. Georgia (11/7/20)
 Long Reception.....51, vs. Vanderbilt (10/9/21)

#23 RB YASIAS YOUNG

Rushes.....4, 2x, last vs. Temple (10/23/21)
 Rushing Yards.....22, vs. Temple (10/23/21)
 Long Rush.....13, vs. Temple (10/23/21)
 Rushings TDs.....1, vs. FAMU (9/18/21)

#22 RB K'WAN POWELL

Rushes.....11, at WKU (9/2/23)
 Rushing Yards.....45, at Louisville (9/24/22)
 Long Rush.....39, at WKU (9/2/23)
 Rushings TDs.....1, vs. Howard (9/10/22)
 Receptions.....1, vs. Alabama (9/16/23)

SPECIALISTS

#39 K JOHN CANNON

Field Goals.....1, 3X, last vs. Alabama (9/16/23)
 Long Field Goal.....44, vs. Alabama (9/16/23)
 Points.....8, vs. Florida A&M (9/9/23)
 PAT.....5-of-5, vs. Florida A&M (9/9/23)

#41 K BRENDAN FARRELL

Field Goals.....3 vs. Old Dominion (9/17/22) at UVA
 Long Field Goal.....43 at Miami (9/30/21) at UVA
 Points.....9, vs. Old Dominion (9/17/22) at UVA
 PAT.....7-of-7, at BYU (10/30/21) at UVA

#36 P ANDREW STOKES

Punts.....8, at NC State (9/2/21)
 Yards.....361, at NC State (9/2/21)
 Avg.....48.3 (6), at WKU (9/2/23)
 Long.....66, at NC State (9/2/21)
 Inside 20.....3, 5X, last at WKU (9/2/23)
 Tackles.....1, at BYU (9/25/21)

DEFENSIVE BACKS

#0 DB DAQUAN EVANS

Tackles.....8, (3x), last vs. Alabama (9/16/23)
 INT.....1, (4X), at Memphis (11/7/20)
 QBH.....1 vs. vs. Alabama (9/16/23)
 PBU.....1, (5x), last s. Alabama (9/16/23)
 TFL.....4.0, last vs. Alabama (9/16/23)
 FR.....1, vs. Cincinnati (11/12/21)

#1 DB MATTHEW HILL

Tackles.....11, at SMU (10/2/21)
 TFL.....1.0, vs. Tulane (10/15/22)
 QBH.....1, at Temple (11/5/22)
 INT.....1, (2x) last at Cincinnati (10/8/22)
 PBU.....1, (2x), last at ECU (10/28/21)
 FF.....1, at Louisville (9/24/22)
 FR.....1, 2X, last at Louisville (9/24/22)

#2 CB BRAXTON CLARK

Tackles.....4, at WKU (9/2/23)
 TFL.....1, 2X, last at WKU (9/2/23)
 Sacks.....-
 INT.....1, vs. Northern Illinois, 2019
 FR.....1, vs. Maryland, 2019

#7 DB WILL JONES

Tackles.....8, vs. UCF (11/26/22)
 TFL.....1.0, 4X
 Sacks.....-
 INT.....1, vs. Arkansas State (9/12/20)
 PBU.....1, (2x) last at Houston (10/28/22)
 FR.....-
 Blocked Punt.....1, vs. Arkansas State (9/12/20)

#9 CB AAMARIS BROWN

Tackles.....4, (5x) vs. Alabama (9/16/23)
 TFL.....1.0, vs. Florida A&M (9/9/23)
 INT.....1, (2x) last at Cincinnati (10/8/22)
 PBU.....2, vs. Tulane (10/15/22)
 FR.....1, at West Virginia (2020)

#15 S JAYDEN CURRY

Tackles.....6, 2X, last vs. UCF (11/26/22)
 TFL.....1.0, vs. East Carolina (10/10/20)
 PBU.....1, vs. Florida (9/11/21)
 FF.....1, at ECU (10/28/21)
 FR.....1, (2x), last vs. ECU (10/1/22)
 INT.....1, vs. Howard (9/10/22)
 QBH.....1, vs. Alabama (9/16/23)

#20 S JAMEEL SANDERS

Tackles.....-
 INT.....-
 Sacks.....-
 TFL.....-

#21 S JAELEN STOKES

Tackles.....8, vs. Alabama (9/16/23)
 Sacks.....1.0, 2x, last vs. Alabama (9/16/23)
 TFL.....1.0, 2x vs. last vs. Alabama (9/16/23)
 INT.....1, vs. Florida A&M (9/9/23)
 QBH.....1 vs. Alabama (9/16/23)

#26 CB TAVIN WARD

Tackles.....1, 3X, last vs. Alabama (9/16/23)
 TFL.....-
 INT.....-
 PBU.....-

#33 S TIMARCUS SIMPSON

Tackles.....9, vs. Tulane (10/15/22)
 TFL.....1, vs. Howard (9/10/22)
 FF.....1, at Cincinnati (10/8/22)

#37 S LOGAN BERRYHILL

Tackles.....7, vs. Alabama (9/16/23)
 TFL.....-
 FF.....-
 PBU.....2, at WKU (9/2/23)
 INT.....2, vs. Florida A&M (9/9/23)

DEFENSIVE LINE

#3 DT BERNARD GOODEN

Tackles.....3, vs. VMI (9/1/22)
 TFL.....1.5, vs. VMI (9/1/22)
 Sacks.....0.5, vs. VMI (9/1/22)
 FF.....-
 BPU.....-

#4 DE JASON VAUGHN

Tackles.....7, vs. SMU (11.12.22)
 TFL.....3.0, vs. Tulane (10/15/22)
 Sacks.....3.0, vs. Tulane (10/15/22)
 FF.....1, vs. Tulsa (10/16/21)
 BPU.....1, at Houston (10/29/22)
 QBH.....1, vs. Alabama (9/16/23)

#5 DE TRAMEL LOGAN

Tackles.....7, vs. SMU (11.12.22)
 Sacks.....1.0, (2x), last vs. Cincinnati (11/12/21)
 TFL.....2.0, vs. BYU (9/3/22)
 PBU.....1, (3x), last vs. Tulsa (10/16/21)
 QBH.....1, (2x) last at Houston (10/29/22)

#6 DT IMMANUEL HICKMAN

Tackles.....7, (2X), last vs. Charleston Southern (9/25/21)
 Sacks.....2.0, vs. Charleston Southern (9/25/21)
 TFL.....3.5, vs. Charleston Southern (9/25/21)

#10 DE JONATHAN ROSS

Tackles.....5, vs. Florida A&M (9/9/23)
 Sacks.....1.0, 3X, last vs. Florida A&M (9/9/23)
 TFL.....2.5, vs. Florida A&M (9/9/23)

#11 DE D.J. HARRIS

Tackles.....2, vs. Rice (9/18/21)
 Sacks.....1.0, vs. Rice (9/18/21)
 TFL.....1.0, vs. Rice (9/18/21)
 FF.....-

#13 DT DOUG BLUE-ELI

Tackles.....1, 3X, vs. Alabama (9/16/23)
 TFL.....-
 Sacks.....-
 FF.....-
 FR.....-

#14 DT MICHAEL WILLIAMS

Tackles.....2, at WKU (9/2/23)
 TFL.....-
 Sacks.....-
 FF.....-
 FR.....-

#44 DT JACQUEZ WILLIAMS

Tackles.....1, 2x vs. Alabama (9/16/23)
 Sacks.....1.0, vs. Florida A&M (9/9/23)
 TFL.....1.0, vs. Florida A&M (9/9/23)

#90 DT RASHAD CHENEY

Tackles.....6, vs. Howard (9/10/22)
 TFL.....2.5, vs. ECU (10/1/22)
 Sacks.....-
 FF.....-

#94 DT KEEON TERRELL

Tackles.....1, vs. Howard (9/10/22)
 Sacks.....1.0, vs. Howard (9/10/22)
 TFL.....1.0, vs. Howard (9/10/22)

#99 DE LLOYD SUMMERALL

Tackles.....4, vs. Alabama (9/16/23)
 TFLs.....1.0, vs. Oklahoma (12/30/20)
 Sacks.....1.0, vs. Oklahoma (12/30/20)
 FR.....1, at Texas A&M (11/5/22)

LINEBACKERS

#8 LB DJ GORDON IV

Tackles.....11, vs. ECU (10/1/22)
 TFL.....3.0, at Louisville (9/24/22)
 Sacks.....-
 FF.....1, 2X, last at Louisville (9/24/22)
 FR.....1, at Houston (10/29/22)
 QBH.....1, vs. ECU (10/1/22)
 INT.....1, vs. Iowa (2020)

#17 LB JHALYN SHULER

Tackles.....11, vs. Alabama (9/16/23)
 Sacks.....-
 FF.....1, vs. Florida A&M (9/9/23)
 TFL.....1.0, vs. Howard (9/10/22)
 QBH.....1, vs. Alabama (9/16/23)

#19 LB JAMIE PETTWAY

Tackles.....11, vs. WKU (11/26/22)
 TFL.....1.0, 4X, last vs. Rice (10/15/22)
 Sacks.....1.0, vs. Rice (10/15/22)
 FF.....1, vs. Florida A&M (9/9/23)
 FR.....0
 INT.....0

#24 LB MAC HARRIS

Tackles.....8, at Cincinnati (10/3/20)
 TFL.....1.0, vs. East Carolina (10/10/20)
 INT.....1, at Cincinnati (10/3/20)
 FR.....1, vs. Florida A&M (9/9/23)

#29 LB BRIAN NORRIS

Tackles.....11, at Cincinnati (10/3/20)
 TFL.....1, vs. South Carolina State (9/14/19)
 Sacks.....1.0, vs. South Carolina State (9/14/19)
 FF.....1, vs. South Carolina State (9/14/19)

#55 LB ANDREW MATA' AFA

Tackles.....3, 2X, last at WKU (9/2/23)
 TFL.....0.5, vs. Arizona State (9/24/22)
 Sacks.....-
 FF.....-
 FR.....-

THE LAST TIME - INDIVIDUAL

	USF	OPPONENT
RUSHING		
Rushed at least 25 times:	Byrum Brown (25), at WKU, 9/2/23	Deneric Prince (26), at Tulsa, 11/18/22
Rushed at least 30 times:	Marlon Mack (31), vs. UConn, 9/19/14	D. Brewer (34), vs. Tulsa, 11/16/17
Rushed for 100 yards:	Byrum Brown (160) & Nay'Quan Wright (111), at WKU, 9/2/23	Roydell Williams (127), vs. Alabama 9/16/23
Multiple players rushed for 100 yards:	Byrum Brown (160) & Nay'Quan Wright (111), at WKU, 9/2/23	Tyler Lavine (112) & Camar Wheaton (112) vs. SMU 11/12/22
Rushed for 150 yards:	Byrum Brown (160), at WKU, 9/2/23	Deneric Prince (220), at Tulsa, 11/18/22
Rushed for 200 yards:	Quinton Flowers (210), at Memphis, 11/12/16	Deneric Prince (220), at Tulsa, 11/18/22
Rushed for 300 yards:	Jordan Cronkrite (302), at UMass, 10/6/18	
USF player rushed for 200 yards in consecutive games	Dyral McMillan (258) vs. New Haven, 11/6/99; (221) vs. Hofstra, 11/13/99	
Scored on a run of 50 yards or more:	Jimmy Horn Jr. (55) at Temple 11/5/22	John Rhys Plumlee (64), vs. UCF 11/26/22
Scored on a run of 70 yards or more:	Jordan Cronkrite (77, 76), at UMass 10/6/18	E. Saydee (75) at Temple 11/5/22
PASSING		
Player attempted 60+ passes:	Marquel Blackwell (61), at Memphis, 9/22/01	Troy Mitchell (66), vs. Western Carolina, 8/30/14
Player attempted 50-59 passes:	Matt Grothe (54), vs. Cincinnati, 11/3/07	Austin Reed (50) at WKU, 9/2/23
Player attempted 40-49 passes:	Timmy McClain (46), vs. Houston 11/6/21	Jeremy Moussa (43) vs. FAMU 9/9/23
Player completed 30-39 passes:	Jordan McCloud (32), vs. UCF, 11/27/20	Clayton Tune (31) at Houston, 10/29/22
Player completed 25-29 passes:	Blake Barnett (29), vs. Tulane, 11/3/18	Austin Reed (29) at WKU, 9/2/23
Player passed for more than 400 yards:	Jordan McCloud (404), vs. UCF, 11/27/20	Brady White (437) at Memphis, 11/7/20
Player passed for more than 300 yards:	Jordan McCloud (404), vs. UCF, 11/27/20	Jeremy Moussa (374) vs. FAMU 9/9/23
Player threw five touchdowns:	Marquel Blackwell (5), at East Carolina, 10/19/02	Holton Ahlers (6) vs. ECU 10/1/22
Player threw four touchdowns:	Jordan McCloud (4), vs. UCF, 11/27/20	Clayton Tune (4) at Houston, 10/29/22
Player threw three touchdowns:	Byrum Brown (3), vs. FAMU 9/9/23	Michael Pratt (311) at Tulane 11/20/21
Player threw a TD of 70 yards or more:	Byrum Brown to Khafe Brown (84), at WKU, 9/2/23	Tanner Mordecai (70) vs. SMU 11/12/22
Player threw a TD of 60-70 yards or more:	Blake Barnett-Darnell Salomon (66), vs. ECU, 9/22/18	Holton Ahlers (60) vs. ECU 10/1/22
Player threw a TD of 50-60 yards or more:	Quinton Flowers-T. McCants (54), vs. Stony Brook, 9/2/17	Austin Reed to Moussa Barry (51), at WKU 9/2/23
RECEIVING		
Player caught 10 passes:	Bryce Miller (11), vs. UCF, 11/27/20	Xavier Smith (15), vs. FAMU 9/18/21
Player had 100 receiving yards:	Sean Atkins (115), at Tulsa, 11/18/22	Keylon Stokes (145), at Tulsa, 11/18/22
USF player with three straight 100-yard games:	Andre Davis (113), vs. SMU, 11/26/13; (110) vs. Memphis, 11/16/13; (134), vs. Houston, 10/31/13	
TOTAL OFFENSE		
Player had 600-plus yards:	Quinton Flowers (605), at UCF, 11/24/17	
Player had 400-600 yards:	Jordan McCloud (411), vs. UCF, 11/27/20	Holton Ahlers (474) vs. ECU 10/1/22
QB Had 100+ yards RUSHING & 400+ PASSING:	Quinton Flowers, 102 rush, 503 pass, at UCF, 11/24/17	D'Eriq King, 134 rush, 419 pass, at Houston, 10/27/18
QB had 100+ yards RUSHING & 200-400 PASSING:	Quinton Flowers, 106 rush, 311 pass, vs. Texas Tech, 12/23/17	Will Worth, 129 rush, 299 pass, vs. Navy, 10/28/16
DEFENSE		
Player intercepted three or more passes:	J.R. Reed (3), at Memphis, 11/29/03	Bobby McCain (3), vs. Memphis, 11/16/13
Player intercepted two or more passes:	Logan Berryhill (2), vs. FAMU 9/9/23	Rodney Clemons (2), vs. SMU, 9/28/19
Player recovered two or more fumbles:	Dwayne Boyles (2), vs. UCF 11/26/22	Jacob Martin (2), vs. Temple, 9/21/17
Player recorded four or more sacks:	George Selvie (4), vs. Elon, 9/1/07	Never
Player recorded three sacks:	Daquan Evans (3), vs. Alabama 9/16/23	Landon Woodson (3), vs. UCF, 11/27/20
Player recorded 15 or more tackles:	Dwayne Boyles (15), vs. Tulane 10/15/22	Ty Van Fossen (16) at Cincinnati 10/8/2
Player returned an interception for a touchdown:	Antonio Grier (69) vs. Tulsa, 10/16/21	Jalen Kimber (39) at Florida 9/17/22
Player returned a fumble for a touchdown:	Vincent Davis (12), at UMass, 10/6/18	JaQues Evans (27), at WKU, 9/2/23
Player recorded 4.0 tackles for loss or more:	Daquan Evans (3), vs. Alabama 9/16/23	Juwuan Johnson (4.0), vs. Northern Illinois, 9/10/16
PUNTING		
Player recorded four 50-yard punts:	Trent Schneider (4), vs. UCF, 11/23/18	Dane Roy (4), vs. Houston, 10/28/17
Player recorded a 60-yard punt:	Andrew Stokes (66) at NC State, 9/2/21	James Burnip (60), vs. Alabama 9/16/23
Player recorded two 60-yard punts:	Andrew Stokes (66 & 61) at NC State, 9/2/21	NEVER
SCORING		
Player scored at least four touchdowns:	Marlon Mack (4), vs. Western Carolina, 8/30/14	C.J. Johnson (4, 4 receiving), vs. ECU 10/1/22
Player scored at least three touchdowns:	Brian Battie (3) vs. Houston 11/6/21	E. Saydee (3 rush) at Temple 11/5/22
Player caught at least two touchdown passes:	Xavier Weaver (2) at Temple 11/5/22	Nathaniel Dell (2), at Houston, 10/29/22
Player rushed for at least three touchdowns:	Jaren Mangham (3) vs. FAMU 9/18/21	Malik Cunningham (3), at Louisville (9/24/22)
Player kicked (made) four+ field goals:	Spencer Shrader (4) at Memphis, 11/7/20	C. Price (4) at Temple 11/5/22
Player kicked (made) three+ field goals:	Spencer Shrader (4) at Memphis, 11/7/20	Jake Olroyd, vs. BYU, 10/12/19
Player returned a kickoff for a touchdown:	Jimmy Horn Jr. (89) vs. BYU 9/3/22	Tre Tucker (97), at Cincinnati, 10/3/20
Player returned a punt for a touchdown:	Omarion Dollison (0), vs. The Citadel, 9/12/20	Marcus Jones (73) at Houston, 11/14/20
Player returned an interception for a touchdown:	Antonio Grier (69) vs. Tulsa, 10/16/21	Jalen Kimber (39) at Florida 9/17/22
Player returned a fumble for a touchdown:	Vincent Davis (12), at UMass, 10/6/18	JaQues Evans (27), at WKU, 9/2/23
Player recovered a fumble in the end zone for a touchdown:	Jake Sims, vs. Rutgers, 11/3/10	Jimmy Gaines, vs. Miami, 9/28/13
Player returned (or recovered) a blocked punt for a touchdown:	Andre Davis (11), vs. Florida A&M, 9/17/11	Jordan Botelho, at Notre Dame (9/19/20)
Player returned a blocked field goal attempt for a touchdown:	Nate Godwin (75), vs. Cincinnati, 10/5/13	Rod Davis (61), vs. Southern Miss, 10/25/03
Player scored on a two-point conversion attempt:	Xavier Weaver pass from Sean Atkins, at Florida 9/17/22	Mike Dudek, pass from Jeff George Jr., Illinois, 9/15/17
Player kicked a game-winning field goal	Coby Weiss at Tulsa, 10/12/18 (22 yards with :02 remaining)	Sam Crosa, vs. Cincinnati, 11/16/19 (37 yards with :03 remaining)

THE LAST TIME - TEAM

	USF	OPPONENT
	RUSHING	
Team had 400-499 yards:	421, vs. Temple, 10/23/21	434, at Navy, 10/19/10
Team had 300-399 yards:	374, at WKU, 9/2/23	345, vs. UCF 11/26/22
Team had 200-299 yards:	298, vs. UCF 11/26/22	203, vs. Alabama 9/16/23
Had 51-100 yards:	154, at Houston, 10/29/22	103, at Houston, 10/29/22
Had less than 50 yards:	26, vs. Wisconsin, 8/30/19	48, vs. Temple, 10/23/21
Team had 70 or more attempts:	73, vs. Temple, 10/23/21	89, at Houston, 10/27/18
Team had 60 or more attempts:	61, at WKU, 9/2/23	69, at Navy, 10/31/15
Team had 50-59 attempts:	55, at Tulane, 10/28/17	51, vs. Tulane 10/15/22
Team had fewer than 25 attempts:	23, vs. Wisconsin, 8/30/19	23, at WKU, 9/2/23
Team had five or more rushing touchdowns:	6, vs. Howard 9/10/22	5, at Tulsa, 11/18/22
Team had at least three rushing touchdowns:	3, at Houston, 10/29/22	5, at Tulsa, 11/18/22
Team had 0 rushing touchdowns:	vs. Alabama 9/16/23	vs. UCF 11/26/22
	PASSING	
Had 500+ yards passing:	503, at UCF, 11/24/17	
Had 400-499 yards passing:	404, vs. UCF, 11/27/20	465, vs. ECU 10/1/22
Had 300-399 yards passing:	306, vs. ECU, 10/10/20	374, vs. FAMU, 9/9/23
Had less than 100 yards passing:	87, vs. Alabama 9/16/23	84, vs. The Citadel, 9/12/20
Team had less than 50 yards passing:	44, vs. Memphis, 11/23/19	23, at Navy, 10/19/10
Had 50 or more attempts:	50, vs. Ball State, 9/10/11	50, at WKU, 9/2/23
Had 40-49 attempts:	46, vs. Houston 11/6/21	43, vs. FAMU, 9/9/23
Had less than 20 attempts:	19, vs. Memphis, 11/23/19	18, vs. The Citadel, 9/12/20
Had less than 10 attempts:	Never (record-low 10 vs. Louisville, 9/24/05)	4, at Navy, 10/19/10
Had 30 or more completions:	32, vs. UCF, 11/27/20	33, at Houston, 10/29/22
Had less than 10 completions:	6, vs. Memphis, 11/23/19	4, vs. The Citadel, 9/12/20
Team had less than five completions:	3, at Louisville, 10/22/04	4, vs. The Citadel, 9/12/20
Had five touchdown passes:	vs. Cincinnati, 11/20/15	(6), vs. ECU 10/1/22
Had four touchdown passes:	vs. UCF, 11/27/20	at Houston, 10/29/22
Had zero touchdown passes:	vs. Alabama 9/16/23	Alabama 9/16/23
Had five passes intercepted:	at Cincinnati, 10/3/20	at Syracuse, 10/3/09
Had four passes intercepted:	at Cincinnati, 10/3/20 (5)	Temple, 9/21/17
Had three passes intercepted:	at NC State, 9/2/21 (3)	FAMU, 9/9/23
Did not throw an interception:	vs. FAMU, 9/9/23	Alabama 9/16/23
	TOTAL OFFENSE	
Had 700 or more yards:	745, vs. Florida A&M, 9/17/11	Never
Had 600 or more yards:	646, vs. UCF, 11/27/20	621, at Temple 11/5/22
Had 500 or more yards:	540, at WKU, 9/2/23	547, vs. UCF 11/26/22
Had 200 yards or less:	158, at Louisville (9/24/22)	182, Florida A&M, 9/5/15
Had 100 yards or less:	Never	85, vs. Temple 9/21/17
Ran 100 or more plays:	101, at San Jose State, 8/26/17	
Ran 90 or more plays:	95, at WKU, 9/2/23	96, vs. ECU, 9/22/18
Ran 85 or more plays:	93, vs. UCF, 11/27/20	86, at ECU 10/28/21
Ran 55 or fewer plays:	51, vs. Tulane 10/15/22	48, at Florida 9/17/22
	SCORING	
Scored 80 or more points:	80, vs. Kentucky Wesleyan, 9/6/97	Never
Scored 70-79 points:	70, vs. Florida A&M, 9/17/11	Never
Scored 60-69 points:	61, at ECU 9/30/17 (Road game Record)	Never
Scored 50-59 points:	55, vs. SC State, 9/14/19	54, at Temple 11/5/22
Scored 40-49 points:	42, at Tulsa, 11/18/22	41, at WKU, 9/2/23
Scored less than 10 points:	3, vs. Alabama 9/16/23	6, vs. The Citadel, 9/12/20
Failed to score points:	0, at NC State 9/2/21	0, Charleston Southern, 9/19/09
Won by 45 points or more:	48, vs. Florida A&M, 9/5/15	45, at NC State 9/2/21
Won by 30-44 points:	39, vs. SC State, 9/14/19	38, at Louisville 9/24/22
Won by 20-29 points:	22, vs. Howard	26, at Temple 11/5/22
Scored on the first drive of the game:	TD, at WKU, 9/2/23	TD, vs. FAMU, 9/9/23
Scoring drive of 15 or more plays:	15 (TD), vs. UCF 11/26/22	15 (FG), vs. Tulsa 10/16/21
Recorded a safety:	at Houston, 10/27/18	vs. BYU 9/3/22
Scored on a blocked field goal attempt:	Nate Godwin (75), vs. Cincinnati, 10/5/13	A. Contressa, Stony Brook, 9/2/17
Scored on a blocked PAT attempt:	(Never)	Nate Hobbs, Illinois, 9/15/17
Scored a 2-point conversion:	at Florida (Atkins to Weaver pass), 9/17/22	Illinois, 9/15/17

THE LAST TIME - TEAM

	USF	OPPONENT
	TURNOVERS	
Team lost five or more turnovers:	(5) at Cincinnati, 10/3/20	(5), vs. FAMU, 9/9/23
Team lost four turnovers:	vs. Cincinnati 11/12/21	(4) at Cincinnati, 10/3/20
Team lost three fumbles:	at Temple, 10/17/20	at ECU 10/28/21
Threw four or more interceptions:	5, at Cincinnati, 10/3/20	(4) vs. Temple, 9/21/17
Team did not commit a turnover:	vs. FAMU, 9/9/23	at WKU, 9/2/23
Team recovered an on-side kick:	at Tulsa, 11/18/22	vs. UCF, 11/26/16
Lost a game and did not commit a turnover:	at Houston, 10/29/22	vs. Tulsa, 11/16/17
	DEFENSE	
Team recorded seven sacks:	vs. UConn, 10/15/11	9, vs. Temple, 11/9/19
Team recorded six sacks:	vs. BYU, 10/12/19	6, vs. FAMU, 9/9/23
Team recorded five sacks:	vs. Alabama 9/16/23	5, vs. Alabama 9/16/23
Team recorded 10 or more tackles for loss	11.0, vs. Howard 9/10/22	10.0 vs. Alabama 9/16/23
Team recorded five or more pass break-ups:	5, at WKU, 9/2/23	6, at WKU, 9/2/23
	SPECIAL TEAMS	
Returned a punt for a touchdown:	vs. The Citadel, 9/12/20	at Houston, 11/14/20
Returned a blocked punt for a touchdown:	vs. Florida A&M, 9/17/11	at Notre Dame (9/19/20)
Returned a kickoff for a touchdown:	1, vs. BYU 9/3/22	at Cincinnati, 10/3/20
Blocked a punt:	vs. Florida State, 9/29/12	at Notre Dame (9/19/20)
Punted 10 or more times:	10, at Cincinnati, 11/10/18	10, Temple, 9/21/17
Did not record a punt:	vs. Temple, 10/23/21	vs. SMU 11/12/22
Blocked a field goal:	at BYU, 9/25/21	at Tulane, 10/21/17
Blocked a PAT:	vs. UConn, 10/20/18	at Cincinnati, 11/10/18
Team recovered an on-side kick:	at Tulsa, 11/18/22	vs. UCF, 11/26/16
Made five or more field goals:	5, vs. Temple, 9/21/17	Never
Made four or more field goals:	4, at Memphis, 11/7/20	4, at Temple 11/5/22
	MISCELLANEOUS	
Had 30 or more first downs:	34, vs. Temple, 10/23/21	30, vs. SMU 11/12/22
Had 10 or fewer first downs:	5, vs. Memphis, 11/23/19	6, Temple, 9/21/17
Had 15 or more penalties:	16, Illinois, 9/15/17	15, Illinois, 9/15/17
Had no penalties:	Never	at Tulane 11/20/21
Had 100 or more penalty yards:	115, vs. FAMU, 9/9/23	114, vs. FAMU, 9/9/23
Had less than 25 penalty yards:	10, vs. UCF 11/26/22	20, vs. SMU 11/12/22
Had 35 minutes or more of possession time:	36:19 at Florida, 9/17/22	36:52, vs. Tulane 10/15/22
Had 43 minutes or more of possession time:	44:35, vs. Temple, 10/23/21	

GAME 2: USF 38, FAMU 24

RAYMOND JAMES STADIUM • TAMPA, FLA.

SEPT. 9, 2023 • 7:00 P.M. • ESPN+

Tampa, Fla. – USF posted its first win under first-year head coach Alex Golesh in Raymond James Stadium as the Bulls downed Florida A&M, 38-24, in front of 36,495 fans. The Bulls won their home-opener for the first time since 2020 and Golesh became the fifth USF head coach to win their home debut. In doing so, USF snapped a 10-game winning streak for FAMU, which has posted back-to-back nine-win seasons. After losing the turnover and sack battle in the season-opener at Western Kentucky, South Florida turned the tables forcing three turnovers in the first quarter alone and harassing FAMU quarterback Jeremy Moussa with a variety of blitz packages all night. The Bulls ended the game having forced five turnovers forced and recording four sacks while committing no turnovers themselves. In the first quarter, safeties Logan Berryhill and Jaelen Stokes both recorded their first career interceptions and linebacker Jamie Pettway forced a fumble on a kickoff that was recovered by Mac Harris. Berryhill got another interception in the second half and D.J. Harris recovered a fumble forced by Jhalyn Shuler. Quarterback Byrum Brown recorded his first victory as a starter, scoring five touchdowns on the night – two rushing and three passing. Brown completed 20-of-34 passes for 197 yards and added 23 yards rushing. Sean Atkins lead the Bulls with five catches for 57 yards, while Naiem Simmons made three catches for 59 yards, including a 31-yard touchdown. Linebacker DJ Gordon led the Bulls with seven tackles and 2.5 tackles for loss as USF held FAMU to 19 yards rushing and recorded 12 tackles for loss. FAMU closed a 10-point Bulls halftime lead to 7 with a field goal on their first possession of the second half, but Brown extended the Bulls lead to 31-17 three possessions later when he capped a 53-yard drive with a 13-yard touchdown run, his second of the night. After forcing a punt on the Bulls' next possession, FAMU struck back early in the fourth quarter when Jeremy Moussa hit Kelvin Dean with 45-yard touchdown pass on a third-and-11 play to get back within a touchdown and trail 31-24 with 10:04 to play. The Bulls responded quickly when Brown hit Naiem Simmons streaking up the left sideline for a 31-yard touchdown with 7:39 to play to make it 38-24.

- USF forced five FAMU turnovers while not committing a turnover on the night.
■ The Bulls recorded four sacks and 12 tackles for loss while holding FAMU to 19 yards rushing.
■ The teams combined for 26 penalties in the three hour and 42-minute game.
■ S Logan Berryhill got two interceptions on the night, marking the first for his career after moving from safety to wide receiver.



SCORE BY QUARTERS table showing Florida A&M and South Fla. scores by quarter and total.

SCORING SUMMARY table listing individual player scores and the game clock.

TIME DETAILS table showing start and end times for each quarter.

FLORIDA A&M RUSHING and PASSING tables.

FLORIDA A&M RECEIVING and PUNTING tables.

FLORIDA A&M RETURNS table.

SOUTH FLA. RUSHING and PASSING tables.

SOUTH FLA. RECEIVING and PUNTING tables.

SOUTH FLA. RETURNS table.



FULL GAME summary table comparing FAMU and USF stats across various categories like First Downs, Rushing, Passing, etc.

FLORIDA A&M individual player stats table with columns for Name, Solo, Ast, Total, Sacks-Yds, TFL-Yds, FF, FR-Yds, Int-Yds, BrUp, Blks, QBH.

SOUTH FLA. individual player stats table with columns for Name, Solo, Ast, Total, Sacks-Yds, TFL-Yds, FF, FR-Yds, Int-Yds, BrUp, Blks, QBH.





**2023-24 South Fla. Football
Team Game-by-Game
All games**

Date	Opponent	Rushing				Receiving				Passing				Kick Returns				Punt Returns				tot off		
		no.	yds	td	lg	no.	yds	td	lg	cmp	att	int	yds	td	lg	no.	yds	td	lg	no.	yds		td	lg
09/02/2023	at Western Ky.	61	374	2	37	15	166	1	84	15	34	2	166	1	84	2	32	0	17	3	4	0	3	540
09/09/2023	Florida A&M	44	108	2	22	22	234	3	39	22	37	0	234	3	39	2	30	0	15	2	4	0	3	342
09/16/2023	Alabama	46	171	0	31	14	87	0	15	14	28	1	87	0	15	0	0	0	0	3	22	0	10	258
South Fla.		151	653	4	37	51	487	4	84	51	99	3	487	4	84	4	62	0	17	8	30	0	10	1140
Opponents		94	351	6	48	63	817	3	51	63	116	3	817	3	51	8	130	0	22	2	-2	0	0	1168

South Fla. Averages

Games	Avg/ rush	Avg/ catch	Pass effic	KR avg	PR avg	All purpose avg/game	Total offense avg/game
3	4.3	9.5	100.1	15.5	3.8	420.3	380.0

Date	Opponent	Tackles			Sacks	Fumble	Pass Defense			blkd	PAT attempts			off				
		ua	a total	tfl-yds	no-yds	ff	fr-yds	int-yds	qbh	brup	kick	kick	rush	rcv	saf	t/o	pts	
09/02/2023	at Western Ky.	45	16	61	5.0-11	0-0	0	0-0	0-0	2	5	0	3-3	0	0	0	0	24
09/09/2023	Florida A&M	37	22	59	12.0-37	4-25	2	2-11	3-29	3	2	0	5-5	0	0	0	10	38
09/16/2023	Alabama	23	52	75	8.0-37	5-32	0	1-0	0-0	5	3	0	0-0	0	0	0	3	3
South Fla.		105	90	195	25.0-85	9-57	2	3-11	3-29	10	10	0	8-8	0	0	0	13	65
Opponents		149	106	255	29.0-104	16-82	2	2-27	3-8	6	10	0	10-10	0	0	0	14	82

Date	Opponent	Punting									Field Goals			Kickoffs				
		no.	yds	avg	long	blkd	tb	fc	50+	i20	md-att	long	blkd	no.	yds	avg	tb	ob
09/02/2023	at Western Ky.	6	290	48.3	54	0	0	2	2	3	1-1	37	0	5	305	61.0	1	0
09/09/2023	Florida A&M	5	207	41.4	49	0	0	3	0	3	1-1	27	0	7	434	62.0	3	0
09/16/2023	Alabama	5	222	44.4	56	0	0	0	1	2	1-1	44	0	2	130	65.0	1	0
South Fla.		16	719	44.9	56	0	0	5	3	8	3-3	44	0	14	869	62.1	5	0
Opponents		18	791	43.9	60	0	3	3	3	7	4-4	42	0	17	1007	59.2	10	0



2023-24 South Fla. Football
Opponents Game-by-Game
All games

Date	Opponent	Rushing				Receiving				Passing				Kick Returns				Punt Returns				tot off		
		no.	yds	td	lg	no.	yds	td	lg	cmp	att	int	yds	td	lg	no.	yds	td	lg	no.	yds		td	lg
09/02/2023	at Western Ky.	23	129	2	23	29	336	2	51	29	50	0	336	2	51	4	63	0	17	1	-1	0	0	465
09/09/2023	Florida A&M	29	19	2	9	24	374	1	45	24	43	3	374	1	45	3	45	0	17	0	0	0	0	393
09/16/2023	Alabama	42	203	2	48	10	107	0	45	10	23	0	107	0	45	1	22	0	22	1	-1	0	0	310
Opponents		94	351	6	48	63	817	3	51	63	116	3	817	3	51	8	130	0	22	2	-2	0	0	1168
South Fla.		151	653	4	37	51	487	4	84	51	99	3	487	4	84	4	62	0	17	8	30	0	10	1140

Opponents Averages

Games	Avg/ rush	Avg/ catch	Pass effic	KR avg	PR avg	All purpose avg/game	Total offense avg/game
3	3.7	13.0	116.8	16.3	-1.0	434.7	389.3

Date	Opponent	Tackles				Sacks	Fumble	Pass Defense			blkd	PAT attempts			off			
		ua	a	total	tfl-yds	no-yds	ff	fr-yds	int-yds	qbh	brup	kick	kick	rush	rcv	saf	t/o	pts
09/02/2023	at Western Ky.	58	32	90	6.0-30	5-29	1	1-27	2-8	4	6	0	5-5	0	0	0	7	41
09/09/2023	Florida A&M	53	26	79	13.0-43	6-32	0	0-0	0-0	1	1	0	3-3	0	0	0	0	24
09/16/2023	Alabama	38	48	86	10.0-31	5-21	1	1-0	1-0	1	3	0	2-2	0	0	0	7	17
Opponents		149	106	255	29.0-104	16-82	2	2-27	3-8	6	10	0	10-10	0	0	0	14	82
South Fla.		105	90	195	25.0-85	9-57	2	3-11	3-29	10	10	0	8-8	0	0	0	13	65

Date	Opponent	Punting										Field Goals			Kickoffs			
		no.	yds	avg	long	blkd	tb	fc	50+	i20	md-att	long	blkd	no.	yds	avg	tb	ob
09/02/2023	at Western Ky.	6	261	43.5	51	0	0	2	1	2	2-2	42	0	8	516	64.5	5	0
09/09/2023	Florida A&M	4	161	40.3	48	0	0	0	0	1	1-1	27	0	5	231	46.2	1	0
09/16/2023	Alabama	8	369	46.1	60	0	3	1	2	4	1-1	30	0	4	260	65.0	4	0
Opponents		18	791	43.9	60	0	3	3	3	7	4-4	42	0	17	1007	59.2	10	0
South Fla.		16	719	44.9	56	0	0	5	3	8	3-3	44	0	14	869	62.1	5	0



2023-24 South Fla. Football
Overall Team Statistics
All games

Team Statistics

	USF	OPP
Scoring	65	82
Points per game	21.7	27.3
Points Off Turnovers	13	14
First Downs	64	62
Rushing	38	20
Passing	19	31
Penalty	7	11
Rushing Yardage	653	351
Yards gained rushing	750	424
Yards lost rushing	97	73
Rushing attempts	151	94
Average per rush	4.3	3.7
Average per game	217.7	117.0
TDs Rushing	4	6
Passing Yardage	487	817
Comp-Att-Int	51-99-3	63-116-3
Average per pass	4.9	7.0
Average per catch	9.5	13.0
Average per game	162.3	272.3
TDs Passing	4	3
Total offense	1140	1168
Total plays	250	210
Average per play	4.6	5.6
Average per game	380.0	389.3
Kick returns: #-Yards	4-62	8-130
Punt returns: #-Yards	8-30	2--2
Int returns: #-Yards	3-29	3-8
Kick return average	15.5	16.3
Punt return average	3.8	-1.0
Int return average	9.7	2.7
Fumbles-Lost	2-2	3-3
Penalties-Yards	30-254	26-205
Average per game	84.7	68.3
Punts-Yards	16-719	18-791
Average per punt	44.9	43.9
Net punt average	45.1	39.5
Kickoffs-Yards	14-869	17-1007
Average per kick	62.1	59.2
Net kick average	43.2	39.9
Time of possession / game	29:46	30:17
3rd-down conversion	21/57	15/42
3rd-down pct	37%	36%
4rd-down conversion	8/15	2/4



**2023-24 South Fla. Football
Overall Team Statistics
All games**

	USF	OPP
4rd-down pct	53%	50%
Sacks by-Yards	9-57	16-82
Misc Yards	0	0
Touchdowns scored	8	10
Field goals - attempts	3-3	4-4
On-Side kicks	0-0	0-0
Red-zone scores	(7-9) 78%	(9-10) 90%
Red-zone touchdowns	(5-9) 56%	(6-10) 60%
PAT-attempts	(8-8) 100%	(10-10) 100%
2-point conversion-attempts	(0-0) 0%	(0-0) 0%
Attendance	101633	15438
Games / Avg per game	2/50817	1/15438
Neutral site games	-	0/0

Score by Periods

Team	1st	2nd	3rd	4th	OT	TOT
South Fla.	31	13	14	7	0	65
Opponents	14	20	24	24	0	82



2023-24 South Fla. Football
Overall Defense Statistics
All games

Team Defense

##	Player	gp	Tackles				tfl/yds	Sacks	Pass defense			Fumbles		blkd	
			ua	a	tot	no-yds		int-yds	brup	qbh	fr-yds	ff	kick	saf	
17	Jhalyn Shuler	3	5	16	21	.	.	.	1	1	.	1	.	.	
8	DJ Gordon IV	3	7	12	19	3.5-5	.	.	1	1	
0	Daquan Evans	3	13	5	18	8-27	3-17	.	1	2	
21	Jaelen Stokes	3	9	7	16	1-7	1-7	1-1	.	1	
37	Logan Berryhill	3	10	5	15	.	.	2-28	2	
9	Aamaris Brown	3	8	3	11	1-12	1-12	
90	Rashad Cheney	2	2	7	9	1-1	
99	Lloyd Summerall	3	1	8	9	0.5-1	
2	Braxton Clark	3	8	1	9	1-2	.	.	1	
10	Jonathan Ross	3	3	5	8	2.5-8	1-5	.	.	1	
4	Jason Vaughn	3	5	3	8	2-12	2-12	
5	Tramel Logan	3	3	4	7	0.5-1	.	.	2	1	
55	Andrew Mata'afa	2	4	1	5	
6	Immanuel Hickman	2	2	3	5	
11	D.J. Harris	3	1	2	3	1-2	2-11	.	.	.	
25	Christopher Townsel	3	3	.	3	
15	Jayden Curry	3	2	1	3	.	.	.	1	1	
19	Jamie Pettway	3	2	1	3	1	.	.	
26	Tavin Ward	3	3	.	3	
44	Jacquez Williams	3	1	1	2	1-4	1-4	
1	Matthew Hill	3	2	.	2	
34	Dominic Gonnella	3	2	.	2	
14	Michael Williams II	3	1	1	2	
7	Will Jones II	2	2	.	2	
13	Doug Blue-Eli	3	.	2	2	2	
17	Byrum Brown	3	1	.	1	
38	Sean Atkins	3	1	.	1	
34	Rico Watson III	1	1	.	1	
50	Bryce Bernard	3	1	.	1	1-1	
53	De'Juan Sease	2	1	.	1	1-2	
54	Amer Amer	3	1	.	1	
24	Mac Harris	3	.	1	1	1-0	.	.	.	
22	Cole Dillon	1	1	
	Totals	3	105	90	195	25-85	9-57	3-29	10	10	3-11	2	0	0	
	Opponents	3	149	106	255	29-104	16-82	3-8	10	6	2-27	2	0	0	



2023-24 South Fla. Football
Team Game Highs
All games

South Fla. - Game Highs

RUSHES	61	at Western Ky. (09/02/2023)
YARDS RUSHING	374	at Western Ky. (09/02/2023)
YARDS PER RUSH	6.1	at Western Ky. (09/02/2023)
TD RUSHES	2	Florida A&M (09/09/2023)
	2	at Western Ky. (09/02/2023)
PASS ATTEMPTS	37	Florida A&M (09/09/2023)
PASS COMPLETIONS	22	Florida A&M (09/09/2023)
YARDS PASSING	234	Florida A&M (09/09/2023)
YARDS PER PASS	6.3	Florida A&M (09/09/2023)
TD PASSES	3	Florida A&M (09/09/2023)
TOTAL PLAYS	95	at Western Ky. (09/02/2023)
TOTAL OFFENSE	540	at Western Ky. (09/02/2023)
YARDS PER PLAY	5.7	at Western Ky. (09/02/2023)
POINTS	38	Florida A&M (09/09/2023)
SACKS BY	5	Alabama (09/16/2023)
FIRST DOWNS	26	at Western Ky. (09/02/2023)
PENALTIES	14	Florida A&M (09/09/2023)
PENALTY YARDS	114	Florida A&M (09/09/2023)
TURNOVERS	3	at Western Ky. (09/02/2023)
PUNTS	6	at Western Ky. (09/02/2023)
PUNTING AVG	48.3	at Western Ky. (09/02/2023)
LONG PUNT	56	Alabama (09/16/2023)
PUNTS INSIDE 20	3	Florida A&M (09/09/2023)
	3	at Western Ky. (09/02/2023)
LONG PUNT RETURN	10	Alabama (09/16/2023)



2023-24 South Fla. Football
Opponent Match Highs
All games

Opponent - Game Highs

RUSHES	42	Alabama (09/16/2023)
YARDS RUSHING	203	Alabama (09/16/2023)
YARDS PER RUSH	5.6	at Western Ky. (09/02/2023)
TD RUSHES	2	Alabama (09/16/2023)
	2	Florida A&M (09/09/2023)
	2	at Western Ky. (09/02/2023)
PASS ATTEMPTS	50	at Western Ky. (09/02/2023)
PASS COMPLETIONS	29	at Western Ky. (09/02/2023)
YARDS PASSING	374	Florida A&M (09/09/2023)
YARDS PER PASS	8.7	Florida A&M (09/09/2023)
TD PASSES	2	at Western Ky. (09/02/2023)
TOTAL PLAYS	73	at Western Ky. (09/02/2023)
TOTAL OFFENSE	465	at Western Ky. (09/02/2023)
YARDS PER PLAY	6.4	at Western Ky. (09/02/2023)
POINTS	41	at Western Ky. (09/02/2023)
SACKS BY	6	Florida A&M (09/09/2023)
FIRST DOWNS	24	Florida A&M (09/09/2023)
PENALTIES	12	Florida A&M (09/09/2023)
PENALTY YARDS	115	Florida A&M (09/09/2023)
TURNOVERS	5	Florida A&M (09/09/2023)
PUNTS	8	Alabama (09/16/2023)
PUNTING AVG	46.1	Alabama (09/16/2023)
LONG PUNT	60	Alabama (09/16/2023)
PUNTS INSIDE 20	4	Alabama (09/16/2023)
LONG PUNT RETURN	0	Alabama (09/16/2023)
	0	Florida A&M (09/09/2023)
	0	at Western Ky. (09/02/2023)



2023-24 South Fla. Football
Team Match Lows
All games

South Fla. - Game Lows

RUSHES	44	Florida A&M (09/09/2023)
YARDS RUSHING	108	Florida A&M (09/09/2023)
YARDS PER RUSH	2.5	Florida A&M (09/09/2023)
TD RUSHES	0	Alabama (09/16/2023)
PASS ATTEMPTS	28	Alabama (09/16/2023)
PASS COMPLETIONS	14	Alabama (09/16/2023)
YARDS PASSING	87	Alabama (09/16/2023)
YARDS PER PASS	3.1	Alabama (09/16/2023)
TD PASSES	0	Alabama (09/16/2023)
TOTAL PLAYS	74	Alabama (09/16/2023)
TOTAL OFFENSE	258	Alabama (09/16/2023)
YARDS PER PLAY	3.5	Alabama (09/16/2023)
POINTS	3	Alabama (09/16/2023)
SACKS BY	0	at Western Ky. (09/02/2023)
FIRST DOWNS	14	Alabama (09/16/2023)
PENALTIES	5	Alabama (09/16/2023)
PENALTY YARDS	40	Alabama (09/16/2023)
INTERCEPTIONS BY	0	Alabama (09/16/2023)
	0	at Western Ky. (09/02/2023)
PUNTS	5	Alabama (09/16/2023)
	5	Florida A&M (09/09/2023)
PUNTING AVG	41.4	Florida A&M (09/09/2023)
LONG PUNT	49	Florida A&M (09/09/2023)
PUNTS INSIDE 20	2	Alabama (09/16/2023)
LONG PUNT RETURN	3	Florida A&M (09/09/2023)
	3	at Western Ky. (09/02/2023)



2023-24 South Fla. Football
Opponent Match Lows
All games

Opponent - Game Lows

RUSHES	23	at Western Ky. (09/02/2023)
YARDS RUSHING	19	Florida A&M (09/09/2023)
YARDS PER RUSH	0.7	Florida A&M (09/09/2023)
TD RUSHES	2	Alabama (09/16/2023)
	2	Florida A&M (09/09/2023)
	2	at Western Ky. (09/02/2023)
PASS ATTEMPTS	23	Alabama (09/16/2023)
PASS COMPLETIONS	10	Alabama (09/16/2023)
YARDS PASSING	107	Alabama (09/16/2023)
YARDS PER PASS	4.7	Alabama (09/16/2023)
TD PASSES	0	Alabama (09/16/2023)
TOTAL PLAYS	65	Alabama (09/16/2023)
TOTAL OFFENSE	310	Alabama (09/16/2023)
YARDS PER PLAY	4.8	Alabama (09/16/2023)
POINTS	17	Alabama (09/16/2023)
SACKS BY	5	Alabama (09/16/2023)
	5	at Western Ky. (09/02/2023)
FIRST DOWNS	16	Alabama (09/16/2023)
PENALTIES	5	Alabama (09/16/2023)
PENALTY YARDS	35	Alabama (09/16/2023)
INTERCEPTIONS BY	0	Florida A&M (09/09/2023)
PUNTS	4	Florida A&M (09/09/2023)
PUNTING AVG	40.3	Florida A&M (09/09/2023)
LONG PUNT	48	Florida A&M (09/09/2023)
PUNTS INSIDE 20	1	Florida A&M (09/09/2023)
LONG PUNT RETURN	0	Alabama (09/16/2023)
	0	Florida A&M (09/09/2023)
	0	at Western Ky. (09/02/2023)



**2023-24 South Fla. Football
Individual Game Highs
All games**

South Fla. - Individual Game Highs

RUSHES	25	Byrum Brown at Western Ky. (09/02/2023)
YARDS RUSHING	160	Byrum Brown at Western Ky. (09/02/2023)
TD RUSHES	2	Byrum Brown vs Florida A&M (09/09/2023)
	2	Byrum Brown at Western Ky. (09/02/2023)
LONG RUSH	37	Byrum Brown at Western Ky. (09/02/2023)
PASS ATTEMPTS	34	Byrum Brown vs Florida A&M (09/09/2023)
	34	Byrum Brown at Western Ky. (09/02/2023)
PASS COMPLETIONS	20	Byrum Brown vs Florida A&M (09/09/2023)
YARDS PASSING	197	Byrum Brown vs Florida A&M (09/09/2023)
TD PASSES	3	Byrum Brown vs Florida A&M (09/09/2023)
LONG PASS	84	Byrum Brown at Western Ky. (09/02/2023)
RECEPTIONS	6	Sean Atkins vs Alabama (09/16/2023)
YARDS RECEIVING	95	Khafre Brown at Western Ky. (09/02/2023)
TD RECEPTIONS	1	Naiem Simmons vs Florida A&M (09/09/2023)
	1	Jayson Littlejohn vs Florida A&M (09/09/2023)
	1	Khafre Brown vs Florida A&M (09/09/2023)
	1	Khafre Brown at Western Ky. (09/02/2023)
LONG RECEPTION	84	Khafre Brown at Western Ky. (09/02/2023)
PUNTS	6	Andrew Stokes at Western Ky. (09/02/2023)
PUNTING AVG	48.3	Andrew Stokes at Western Ky. (09/02/2023)
LONG PUNT	56	Andrew Stokes vs Alabama (09/16/2023)
PUNTS INSIDE 20	3	Andrew Stokes vs Florida A&M (09/09/2023)
	3	Andrew Stokes at Western Ky. (09/02/2023)
LONG PUNT RETURN	10	Sean Atkins vs Alabama (09/16/2023)
LONG KICKOFF RETURN	17	Michel Dukes at Western Ky. (09/02/2023)
TACKLES	11	Jhalyn Shuler vs Alabama (09/16/2023)
SACKS	3	Daquan Evans vs Alabama (09/16/2023)
TACKLES FOR LOSS	4	Daquan Evans vs Alabama (09/16/2023)



**2023-24 South Fla. Football
Opponent Individual Match Highs
All games**

Opponent - Individual Game Highs

RUSHES	17	Roydell Williams vs Alabama (09/16/2023)
YARDS RUSHING	129	Roydell Williams vs Alabama (09/16/2023)
TD RUSHES	2	Terrell Jennings vs Florida A&M (09/09/2023)
LONG RUSH	48	Roydell Williams vs Alabama (09/16/2023)
PASS ATTEMPTS	50	Austin Reed at Western Ky. (09/02/2023)
PASS COMPLETIONS	29	Austin Reed at Western Ky. (09/02/2023)
YARDS PASSING	374	Jeremy Moussa vs Florida A&M (09/09/2023)
TD PASSES	2	Austin Reed at Western Ky. (09/02/2023)
LONG PASS	51	Austin Reed at Western Ky. (09/02/2023)
RECEPTIONS	7	Dalvin Smith at Western Ky. (09/02/2023)
YARDS RECEIVING	98	Nicholas Dixon vs Florida A&M (09/09/2023)
TD RECEPTIONS	1	Kelvin Dean vs Florida A&M (09/09/2023)
	1	Moussa Barry at Western Ky. (09/02/2023)
	1	Dalvin Smith at Western Ky. (09/02/2023)
LONG RECEPTION	51	Moussa Barry at Western Ky. (09/02/2023)
FIELD GOALS	2	Lucas Carneiro at Western Ky. (09/02/2023)
LONG FIELD GOALS	42	Lucas Carneiro at Western Ky. (09/02/2023)
PUNTS	8	James Burnip vs Alabama (09/16/2023)
PUNTING AVG	46.1	James Burnip vs Alabama (09/16/2023)
LONG PUNT	60	James Burnip vs Alabama (09/16/2023)
PUNTS INSIDE 20	4	James Burnip vs Alabama (09/16/2023)
LONG PUNT RETURN	none	
LONG KICKOFF RETURN	22	Terrion Arnold vs Alabama (09/16/2023)
TACKLES	12	Anthony Dunn Jr vs Florida A&M (09/09/2023)
SACKS	2.5	Dallas Turner vs Alabama (09/16/2023)
TACKLES FOR LOSS	3	Chris Braswell vs Alabama (09/16/2023)
	3	Isaiah Major vs Florida A&M (09/09/2023)
INTERCEPTIONS	1	Malachi Moore vs Alabama (09/16/2023)
	1	Desmyn Baker at Western Ky. (09/02/2023)
	1	Aaron Key at Western Ky. (09/02/2023)



2023-24 South Fla. Football
Individual Statistics
All games

Rushing

Player	gp	att	gain	loss	net	avg	td	lg	avg/g
Byrum Brown	3	65	357	88	269	4.1	4	37	89.7
Nay'Quan Wright	3	41	214	4	210	5.1	0	22	70.0
Michel Dukes	3	23	111	1	110	4.8	0	23	36.7
K'wan Powell	3	19	59	4	55	2.9	0	20	18.3
Kelley Joiner	3	2	6	0	6	3.0	0	4	2.0
Gunnar Greenwald	3	1	3	0	3	3.0	0	3	1.0
Total	3	151	750	97	653	4.3	4	37	217.7
Opponents	3	94	424	73	351	3.7	6	48	117.0

Passing

Player	gp	effic	comp-att-int	pct	yds	td	lg	avg/g
Byrum Brown	3	97.9	49-96-3	51.0	450	4	84	150.0
Bryce Archie	1	41.6	1-2-0	50.0	-2	0	0	-2.0
Sean Atkins	3	427.6	1-1-0	100.0	39	0	39	13.0
Total	3	100.1	51-99-3	51.5	487	4	84	162.3
Opponents	3	116.8	63-116-3	54.3	817	3	51	272.3

Receiving

Player	gp	no.	yds	avg	td	lg	avg/g
Sean Atkins	3	16	142	8.9	0	22	47.3
Naiem Simmons	3	7	85	12.1	1	31	28.3
Khafre Brown	3	6	109	18.2	2	84	36.3
Kelley Joiner	3	4	19	4.8	0	9	6.3
Michel Dukes	3	3	51	17.0	0	39	17.0
Nay'Quan Wright	3	3	22	7.3	0	12	7.3
Weston Wolff	3	3	19	6.3	0	12	6.3
Jayson Littlejohn	3	3	16	5.3	1	6	5.3
Jaden Alexis	3	2	11	5.5	0	6	3.7
Yusuf Terry	1	1	5	5.0	0	5	5.0
Michael Brown-Stephens	3	1	6	6.0	0	6	2.0
Gunnar Greenwald	3	1	7	7.0	0	7	2.3
K'wan Powell	3	1	-5	-5.0	0	0	-1.7
Total	3	51	487	9.5	4	84	162.3
Opponents	3	63	817	13.0	3	51	272.3

Punt Returns

Player	no.	yds	avg	td	lg
Sean Atkins	8	30	3.8	0	10
Total	8	30	3.8	0	10
Opponents	2	-2	-1.0	0	0

Interceptions

Player	no.	yds	avg	td	lg
Logan Berryhill	2	28	14.0	0	15
Jaelen Stokes	1	1	1.0	0	1
Total	3	29	9.7	0	15
Opponents	3	8	2.7	0	8

Kick Returns

Player	no.	yds	avg	td	lg
Michel Dukes	2	32	16.0	0	17
Kelley Joiner	1	15	15.0	0	15
Gunnar Greenwald	1	15	15.0	0	15
Total	4	62	15.5	0	17
Opponents	8	130	16.3	0	22

Fumble Returns

Player	no.	yds	avg	td	lg
D.J. Harris	2	11	5.5	0	11
Mac Harris	1	0	0.0	0	0
Total	3	11	3.7	0	11
Opponents	2	27	13.5	1	27



**2023-24 South Fla. Football
Individual Statistics
All games**

Scoring

Player	td	fg	PAT						dpx	saf	pts
			kick	rush	rcv	pass					
Byrum Brown	4	-	-	-	-	-	-	-	-	24	
John Cannon	-	3-3	8-8	-	-	-	-	-	-	17	
Khafre Brown	2	-	-	-	-	-	-	-	-	12	
Naiem Simmons	1	-	-	-	-	-	-	-	-	6	
Jayson Littlejohn	1	-	-	-	-	-	-	-	-	6	
Total	8	3-3	8-8	0	0	0	0	0	0	65	
Opponents	10	4-4	10-10	0	0	0	0	0	0	82	

Field Goals

Player	fg	pct.	01-19	20-29	30-39	40-49	50-99	lg	blk
John Cannon	3-3	100.0	0-0	1-1	1-1	1-1	0-0	44	0
Opponents	4-4	100.0	0-0	1-1	1-1	2-2	0-0	42	0

FG Sequence

Team Name	South Fla.	Opponents
Western Ky.	(37)	(41),(42)
Florida A&M	(27)	(27)
Alabama	(44)	(30)

Numbers in (parentheses) indicate field goal was made

Total Offense

Player	g	plays	rush	pass	total	avg/g
Byrum Brown	3	161	269	450	719	239.7
Nay'Quan Wright	3	41	210	0	210	70.0
Michel Dukes	3	23	110	0	110	36.7
K'wan Powell	3	19	55	0	55	18.3
Sean Atkins	3	1	0	39	39	13.0
Kelley Joiner	3	2	6	0	6	2.0
Gunnar Greenwald	3	1	3	0	3	1.0
Bryce Archie	1	2	0	-2	-2	-2.0
Total	3	250	653	487	1140	380.0
Opponents	3	210	351	817	1168	389.3

Punting

Player	no.	yds	avg	lg	tb	fc	i20	50+	blk
Andrew Stokes	16	719	44.9	56	0	5	8	3	0
Total	16	719	44.9	56	0	5	8	3	0
Opponents	18	791	43.9	60	3	3	7	3	0

Kickoffs

Player	no.	yds	avg	tb	ob	retn	net	ydl
Brendan Farrell	13	809	62.2	5	0			
John Cannon	1	60	60.0	0	0			
Total	14	869	62.1	5	0	8	43.2	21
Opponents	17	1007	59.2	10	0	4	39.9	25

All Purpose

Player	g	rush	rcv	pr	kr	ir	total	avg/g
Byrum Brown	3	269	0	0	0	0	269	89.7
Nay'Quan Wright	3	210	22	0	0	0	232	77.3
Michel Dukes	3	110	51	0	32	0	193	64.3
Sean Atkins	3	0	142	30	0	0	172	57.3
Khafre Brown	3	0	109	0	0	0	109	36.3
Naiem Simmons	3	0	85	0	0	0	85	28.3
K'wan Powell	3	55	-5	0	0	0	50	16.7
Kelley Joiner	3	6	19	0	15	0	40	13.3
Logan Berryhill	3	0	0	0	0	28	28	9.3
Gunnar Greenwald	3	3	7	0	15	0	25	8.3
Weston Wolff	3	0	19	0	0	0	19	6.3
Jayson Littlejohn	3	0	16	0	0	0	16	5.3
Jaden Alexis	3	0	11	0	0	0	11	3.7
Michael Brown-Stephens	3	0	6	0	0	0	6	2.0
Yusuf Terry	1	0	5	0	0	0	5	5.0
Jaalen Stokes	3	0	0	0	0	1	1	0.3
Total	3	653	487	30	62	29	1261	420.3
Opponents	3	351	817	-2	130	8	1304	434.7



2023-24 South Fla. Football
Red-Zone Results
All games

South Fla. Inside Opponent Red-Zone

Date	Opponent	Score	Times In RZ	Times Scored	Total Pts	Total TDs	Rush TDs	Pass TDs	FGs Made	Failed to score inside RZ					
										FGA	Down	Int	Fumb	Half Game	
09/02/2023	at Western Ky.	L 24-41	4	2	10	1	1	0	1	1	0	1	0	0	1
09/09/2023	Florida A&M	W 38-24	5	5	31	4	2	2	1	1	0	0	0	0	0
09/16/2023	Alabama	L 3-17	0	0	0	0	0	0	0	0	0	0	0	0	0
Totals 7 of 9 (77.8%)			9	7	41	5	3	2	2	2	0	1	0	0	1

Opponents Inside South Fla. Red-Zone

Date	Opponent	Score	Times In RZ	Times Scored	Total Pts	Total TDs	Rush TDs	Pass TDs	FGs Made	Failed to score inside RZ					
										FGA	Down	Int	Fumb	Half Game	
09/02/2023	Western Ky.	L 24-41	3	3	17	2	2	0	1	1	0	0	0	0	0
09/09/2023	Florida A&M	W 38-24	4	3	17	2	2	0	1	1	0	0	1	0	0
09/16/2023	Alabama	L 3-17	3	3	17	2	2	0	1	1	0	0	0	0	0
Totals 9 of 10 (90.0%)			10	9	51	6	6	0	3	3	0	0	1	0	0



2023-24 South Fla. Football
By Quarter Statistics
All games

3rd-Down Conversions

Date	Opponent	Score	Overall	1st Qtr	2nd Qtr	3rd Qtr	4th Qtr	Overtime
09/02/2023	at Western Ky.	L 24-41	8-21 38.1	2-5 40.0	1-5 20.0	2-5 40.0	3-6 50.0	0-0 0.0
09/09/2023	Florida A&M	W 38-24	8-19 42.1	2-5 40.0	3-5 60.0	1-4 25.0	2-5 40.0	0-0 0.0
09/16/2023	Alabama	L 3-17	5-17 29.4	1-5 20.0	2-5 40.0	2-5 40.0	0-2 0.0	0-0 0.0
South Fla.			21-57 36.8	5-15 33.3	6-15 40.0	5-14 35.7	5-13 38.5	0-0 0.0
Opponents			15-42 35.7	2-9 22.2	5-12 41.7	2-7 28.6	6-14 42.9	0-0 0.0

4th-Down Conversions

Date	Opponent	Score	Overall	1st Qtr	2nd Qtr	3rd Qtr	4th Qtr	Overtime
09/02/2023	at Western Ky.	L 24-41	4-5 80.0	2-2 100.0	0-0 0.0	1-2 50.0	1-1 100.0	0-0 0.0
09/09/2023	Florida A&M	W 38-24	2-4 50.0	1-3 33.3	0-0 0.0	0-0 0.0	1-1 100.0	0-0 0.0
09/16/2023	Alabama	L 3-17	2-6 33.3	0-1 0.0	1-2 50.0	0-2 0.0	1-1 100.0	0-0 0.0
South Fla.			8-15 53.3	3-6 50.0	1-2 50.0	1-4 25.0	3-3 100.0	0-0 0.0
Opponents			2-4 50.0	0-0 0.0	1-2 50.0	0-0 0.0	1-2 50.0	0-0 0.0

Time of Possession

Date	Opponent	Score	Overall	1st Qtr	2nd Qtr	3rd Qtr	4th Qtr	Overtime
09/02/2023	at Western Ky.	L 24-41	30:39	06:20	09:37	06:38	08:04	00:00
09/09/2023	Florida A&M	W 38-24	28:13	07:47	08:26	06:30	05:30	00:00
09/16/2023	Alabama	L 3-17	30:26	08:15	08:48	08:53	04:30	00:00
South Fla.			Total 89:18	22:22	26:51	22:01	18:04	00:00
			Avg. 29:46	07:27	08:57	07:20	06:01	00:00
Opponents			Total 90:52	16:15	24:42	19:36	30:19	00:00
			Avg. 30:17	05:25	08:14	06:32	10:06	00:00